

How Old is GPT?: The HumBEL Framework for Evaluating Language Models using Human Demographic Data

Anthony Sicilia
Intelligent Systems Program
University of Pittsburgh
anthonysicilia@pitt.edu

Jennifer C. Gates
Independent Researcher
jcg51@pitt.edu

Malihe Alikhani
Intelligent Systems Program
Computer Science Department
University of Pittsburgh
malihe@pitt.edu

Abstract

While large pre-trained language models (LMs) find greater use across NLP, existing evaluation protocols do not consider how LM language use aligns with particular human demographic groups, which can be an important consideration in conversational AI applications. To remedy this gap, we consider how LM language skills can be measured and compared to human sub-populations. We suggest clinical techniques from Speech Language Pathology, which has well-established norms for acquisition of language skills, organized by (human) age. We conduct evaluation with a domain expert (i.e., a clinically licensed speech language pathologist), and also propose automated techniques to substitute clinical evaluation at scale. We find LM capability varies widely depending on task with GPT-3.5 mimicking the ability of a typical 6-9 year old at tasks requiring inference about word meanings and simultaneously outperforming a typical 21 year old at memorization. GPT-3.5 (InstructGPT) also has trouble with social language use, exhibiting less than 50% of the tested pragmatic skills. It shows errors in understanding particular word parts-of-speech and associative word relations, among other lexical features. Ultimately, findings reiterate the importance of considering demographic alignment and conversational goals when using these models as public-facing tools. Our framework will be publicly available via code, data, and a python package.

1 Introduction

Large pre-trained language models (LMs) like GPT make excellent tools for use in conversational agents due to their near human-like language skill in text-generation (Uchendu et al., 2021; Clark et al., 2021) and certain types of reasoning (Rajani et al., 2019; West et al., 2022). Still, LMs do fall short in conversational application where considering the demographic information of interlocutors is a requirement for success. Cultural code-switching,

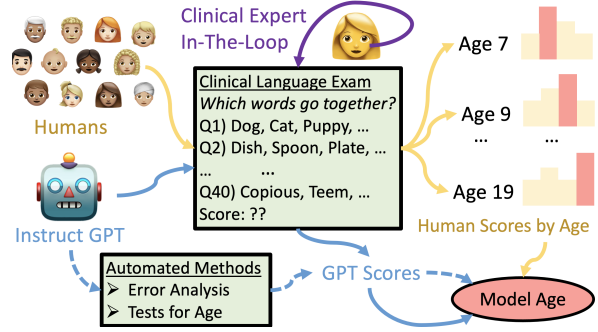


Figure 1: HumBEL uses data from human clinical exams to align language model evaluation with human sub-populations; i.e., via age estimates. It proposes both clinician-in-the-loop and automated evaluations.

for example, is an important consideration when designing conversational agents in the healthcare domain for older black adults (Harrington et al., 2022). Also, in the education domain, alignment of teachable agents with the social capabilities of student age groups plays a significant factor in the student’s success (Ogan et al., 2012). Indeed, conversational common sense and social capabilities innately depend on the demographic of the interlocutors, since these capabilities are dependent on things like cultural norms (Geertz, 1975). Unfortunately, biases in the training data inherited by LMs can prevent development of language skills that align with particular demographics (Lucy and Bamman, 2021), and evaluation of such alignment has not been well-studied. To fill this gap, we propose the novel HumBEL evaluation framework,¹ which uses expert-in-the-loop statistical evaluation techniques to quantify the demographic similarity of LMs to specific groups of interlocutors.

HumBEL evaluates alignment of LMs with human populations by administering tests designed by domain-experts and applying novel statistical techniques, so key differences between an LM and a human sub-population are revealed (Figure 1).

¹Human demographic Based Evaluation of LMs

While HumBEL is generally applicable to (categorical) demographic features, we focus in this work on human age groups, using clinical tests for diagnosing human language disorders (i.e., from Speech Language Pathology). In effect, we evaluate LMs in the same way clinical experts evaluate humans of varying age groups, using data to assign a typical human age² based on task performance, and providing both clinician-in-the-loop and automated methods for achieving this goal. Model alignment with an age group at a task can then be used to test robustness in matching conversation applications.

To demonstrate HumBEL, we evaluate Instruct-GPT. Our key findings demonstrate gaps in common sense knowledge about noun relationships, social language use, inferential language tasks, and a general inconsistency in language skills compared to normal human development: failures in social and inferential capability are akin to error patterns of a typical 3-7 year old, while success at recollection surpasses a typical 21 year old. Ultimately, our results suggest interlocutor age and conversational goal are important considerations when using this model in conversational applications.

In the rest of this paper, we introduce our new proposal. In particular, we contribute:

1. (§ 2.1) protocols for evaluation of LMs by domain experts (i.e., Speech Language Pathologists), using common clinical exams that estimate human age equivalent of a LM’s performance with detailed clinician error analyses
2. (§ 2.2) statistical tools for automation of clinical techniques at scale via metrics for determination of human age equivalent and procedures for error analysis motivated by clinical practice
3. (§ 3) detailed evaluation of a current state-of-the-art LM (GPT-3.5) using these protocols
4. experimental code and a python package for future researchers to easily apply these protocols
5. publicly available data, including clinician annotations of GPT-3.5 errors

Next, we describe HumBEL in detail.

2 The HumBEL Framework: Human Age Based Evaluation of Language Models

As just discussed, the HumBEL framework consists of two evaluation protocols. The first (preferred) evaluation protocol describes techniques to admin-

²Age equivalents are designed for comparison with human sub-populations to study alignment of language use in *specific* skills. Please, use care in interpretation; i.e., see **Limitations**.

ister a clinical exam to a LM via prompting, so that results can be carefully analyzed by a clinically licensed Speech Language Pathologist. The second describes automated alternatives, which are easier to conduct more frequently and at scale.

2.1 Clinical Evaluation by Speech Language Pathologist

In this section, we use examples from the commonly used CELF5 (Preschool) clinical exam (Wiig et al., 2013) to describe our protocols.^{3,4,5} This test is used throughout our paper, but our ideas generalize to other common clinical tests.

2.1.1 Description of Exam

As noted, we use the common clinical exam CELF5 (Wiig et al., 2013) as an example. CELF5 is composed of multiple sub-tests which assess syntactic, semantic, and pragmatic use of language in 5-8 year olds. Each test consists of 24-40 questions.

1. **Word Classes (WC)** presents 3-4 words and asks test subject to identify the two words that go together best. It measures semantic knowledge and ability to apply this knowledge to determine and rank word associations.
2. **Formulated Sentences (FS)** presents 1-2 words and asks subject to provide a sentence which uses the(se) word(s). It measures syntactic and semantic correctness of the provided sentence.
3. **Recalling Sentences (RS)** presents a sentence and asks subject to repeat the sentence. It measures memorization and reproduction ability.
4. **Understanding Spoken Paragraphs (USP)** presents a story and asks subject questions about the story. It primarily measures recollection ability with occasional need for inference.
5. **Pragmatics Profile (PP)** analyzes social error patterns in test subjects, observed during administration of other sub-tests and general interaction. We use the full profile to make an age estimate, and a smaller **checklist (PPC)** which better targets current LM capabilities.

³ Note, any examples of test materials provided during discussion are *adaptions* of the original materials per publishing agreement with Pearson, Inc. While these examples are different from the original materials, they are designed to convey similar qualitative insight to the reader; e.g., the LM prompt or types of errors made by the LM.

⁴*Clinical Evaluation of Language Fundamentals, Fifth Edition, CELF-5* Copyright © 2013 NCS Pearson, Inc. Reproduced with permission. All rights reserved.

⁵*Clinical Evaluation of Language Fundamentals, Fifth Edition, CELF-5* is a trademark, in the US and/or other countries, of Pearson Education, Inc. or its affiliates(s).

SLP	QA	Comp
Carefully consider the following words and tell me the two words that go together best: "[W]", "[X]", "[Y]", "[Z]".	Instruction: Carefully consider the following words and tell me the two... Student:	Among the words "[W]", "[X]", "[Y]", and "[Z]", the two words that go together best are

Table 1: Examples from different prompt protocols for the Word Classes test. SLP follows CELF5 directives exactly.³ QA adds a mechanism to inform the LM of its speaker role. Comp re-frames as a likely seen prefix (i.e., in training). We test these and 70+ other prompt/parameter variations. See sensitivity analysis in Appendix D.

2.1.2 Exam Administration via Prompting

Prompting is the standard technique in which textual output is generated from LMs. We use *prefix prompting*, in which input text is provided to the LM and the LM is sampled based on this input to complete the text. In this way, questions from the 5 discussed tests can be administered to the LM and the LM response (i.e., the text-completion) can be evaluated by the clinician with relevant observations noted for each question. Since estimation of age equivalents assumes precise adherence to the CELF5 protocols for scoring/evaluation, we adhere to these as much as possible. We do identify two primary limitations in administering CELF5 to common LMs and provide solutions below:

1. First, *LMs are optimized for text-completion rather than instruction following*,⁶ making typical administration of the test challenging. To control for performance drops induced by this, we use multiple prompt formats (see Table 1). The SLP protocol follows the CELF5 directives exactly, while the QA and Comp protocols should be better tailored for LMs. Sensitivity analysis (Appendix D) with 70+ additional configurations suggests prompt and parameter variations do not significantly impact LM performance.
2. Secondly, *LMs lack the ability to perceive visually and take action in an embodied setting*. Therefore, we limit the types of tests administered (i.e., those in § 2.1.1) and tailor these tests for a language-only medium when appropriate (see Appendix A). Investigation of the impact of this choice is left for future work. Indeed, the necessity of visual/embodied stimuli to inform lexical semantics has been hypothesized (Bisk et al., 2020) and CELF5 scores may be used in the future to provide a principled answer.

2.2 Automation of Clinical Techniques

In this part, we describe automated techniques for two important aspects of the clinical exam: (1) qual-

itative analysis of errors through detailed clinician notes and (2) determination of human age equivalent for the LM on a language task. We use the **Word Classes** test (WC) from the CELF5 exam as an example application.

2.2.1 Data

We build a large-scale WC test (WC large) by combining two publicly available data sources:

1. **Word Associations:** We build associated word pairs using *cue* and *association* words from the WAX dataset (Liu et al., 2022a) collected from human annotators by presenting a *cue* and asking for spontaneous associations (with explanation). This dataset is transformed into a large-scale version of the WC test by randomly sampling two additional association words for each human labeled word pair and presenting the quadruple to a subject using the existing WC prompt protocols. All four test words (i.e., the target pair and two additional associations) are presented in random order and filtered to prevent overlap in target pairs by chance.
2. **Age Norms:** In clinical exams, human developmental standards are determined from exam score data (i.e., *age norms*) that indicate the age at which one expects the observed score in a human population. To do this automatically for new WC questions, we use a test-based *age-of-acquisition* (AoA) dataset (Dale and O’roureke, 1976; Brysbaert and Biemiller, 2017), which determines the AoA of 40K English words. Word AoA is determined by the age at which 50% of a human population *knows* the word according to a definition matching test (see Appendix B). We call this test **Def** in experiments (§ 3). For WC large, AoA is the max AoA of the target words (i.e., the typical age at which a human can select the target pair without guessing).

Applying AoA estimates to the word association data leads to about 10K new WC questions with accompanying explanations and projected age norms. See Appendix B for more statistics on WC large.

⁶InstructGPT works towards bridging this gap, but results indicate this problem is not solved by InstructGPT alone.

2.2.2 Automated Analysis of Errors

We isolate some influential factors in typical word acquisition by humans based on discussion with a licensed Speech Language Pathologist; i.e., these question/response features were deemed useful for analyzing errors in notes during clinical exams. We limit our analysis to those that can be automatically determined⁷ and tailor our description of these features to the **WC** test. More details on feature extraction are provided in Appendix E.

1. **Parts of Speech (POS)**: Unordered parts of speech of the target word pair can play a factor in correctness of a subject response. Typically, intended word POS can be inferred from the target pair explanations; otherwise, "X" is used.
2. **Relation**: The WAX dataset (Liu et al., 2022a) also contains relation categories for word associations. In humans, particular relation types are more challenging depending on test subject age.
3. **Morphological Complexity**: Morphological Features in the Universal Dependencies framework (Nivre et al., 2016) describe lexical and grammatical properties of particular word forms. We define *complexity* via the count of unique features across both words in a target pair. *High* means 4+ features, *medium* means 3-4, and *low* means < 2 . So, these categories indicate complexity of word forms in a pair, relative to the base semantics of the pair's lemmas.
4. **Explanations**: Explanations or other cues provided with an answer provide valuable information to evaluating clinicians, including signals of confidence, reasoning, and social skills. We use the presence of an explanation as a simple binary feature of the LM response. While prompts are not designed to elicit explanations, the LM in § 3 provides one more than half the time.

Statistical Tests In lieu of detailed notes, we propose a variety of statistical tests to determine association and impact of the various features just discussed. The χ^2 -statistic provides a basic test for the association of each feature with the occurrence of an LM error. Furthermore, specific hypotheses about the impact of particular parts-of-speech, relations, and other features can be estimated using a Linear Probability Model (LPM). For example, an LPM allows us to estimate the effect size

$$\Pr\{\text{LM error} \mid \text{Relation}=\text{Function}\} - \Pr\{\text{LM error} \mid \text{Relation} \neq \text{Function}\}. \quad (1)$$

⁷We use the spacy package.

while controlling for other features such as typical human age-of-acquisition for the word pair and any other features included in the model. For details on both testing procedures see Appendix F. Example applications are provided in later results (§ 3).

2.2.3 Automated Determination of LM Age

Test Divergence We base our first test for LM age on a statistic called the *test divergence* (Sicilia and Alikhani, 2022). For an evaluation function h and language model LM the test-divergence is:

$$\text{TD}_a(\text{LM}) = \mathbf{E}[|h(D) - h(\hat{D})|]; \quad (2)$$

$$(D, C) \sim \mathbb{G}_a; \quad \hat{D} \sim \text{LM}(C).$$

Here, \mathbb{G}_a is called the goal distribution and typically represents a distribution of human dialogues. We incorporate new dependence on the age a , restricting the age of the humans in the population. With this interpretation, D is a random human dialogue about the context C and \hat{D} is a dialogue sampled from the language model about this same context; context can be a prompt, an image, both (for perceptually grounded models), or any other information source which grounds the dialogue. In this paper, C will correspond to a test question (or, equivalent LM prompt) in the **WC** large dataset and h will indicate whether the response D (or \hat{D}) is correct. C follows a uniform distribution over questions in **WC** large where AoA (§ 2.2.1) is either (1) exactly equal to a , or (2) $\leq a$. We disambiguate between these two cases throughout.

The TD Test for LM Age Granted the test-divergence as a test statistic, we are interested in the following null H_0 and alternative H_A hypotheses:

$$H_0 : \text{LM errors align with age group } a$$

$$H_A : \text{LM errors fail to align with age group } a$$

Thus, we grant the LM benefit of the doubt and reject the model LM aligns with an age group if we establish evidence against this claim. Formally, we define *alignment* when a models error patterns are within a tolerance γ : i.e., if $\text{TD}_a(\text{LM}) \leq \gamma$. In English, this means the expected difference between the LM performance and human (aged a) performance on each test question is no more than the tolerance γ where tolerance allows us to account for any (human) subjectivity in question responses. Then, with this, we can rewrite our hypotheses:

$$H_0 : \text{TD}_a(\text{LM}) \leq \gamma$$

$$H_A : \text{TD}_a(\text{LM}) > \gamma.$$

In turn, a test at confidence $100 \times (1 - \alpha)\%$ rejects the null if the p -value is bounded by α

$$p = \Pr(\hat{T}_a - \gamma \leq T_a - \gamma \mid H_0) \leq \alpha \quad (3)$$

where \hat{T}_a is the observed estimate of $\mathbf{TD}_a(\text{LM})$ (i.e., an empirical average) and T_a is the r.v. representing this empirical average. For the **WC** large dataset, $n \cdot T_a$ is a Binomial random variable and probability under the Binomial distribution gives the p -value exactly. In other circumstances, the test outcome may be continuous or the test h may be learned from data as suggested by [Bruni and Fernández \(2017\)](#), in which case Hoeffding’s or PAC type inequalities can bound p -values, respectively. See [Shalev-Shwartz and Ben-David \(2014\)](#) for reference on a variety on these inequalities.

The Mean Test for LM Age As we will see in later results, the statistic/test just described will often be preferred because it incorporates information about individual question outcomes, making it more sensitive to correlation between $h(D)$ and $h(\hat{D})$. Still, we may not always have access to the individual human question outcomes $h(D)$. Instead, we might only know the average outcome $\mu_a = \mathbf{E}[h(D)]$ with $D \sim \mathbb{G}_a$. Following the same logic as before, we can use this limited information to test the LM age as follows:

$$\begin{aligned} H_0 : \mathbf{E}[R] &= n \cdot \mu_a \\ H_A : \mathbf{E}[R] &< n \cdot \mu_a. \end{aligned}$$

where R is the empirical sum of correct GPT responses $\sum_i h(\hat{D}_i)$ and n is the question count. Note, this leads to a standard Binomial test.

A Proxy for Unlabeled Data In Appendix F, we explore additional proxies for totally unlabeled human and LM question responses, including theoretical justification and experimentation. For example, these techniques may be of interest in long essay-format examinations where question outcomes require nuanced human evaluation.

3 Experimental Results: Applying HumBEL to InstructGPT

In this part, we apply the framework just described to evaluate the performance of InstructGPT (GPT 3.5) according to human demographic alignment.

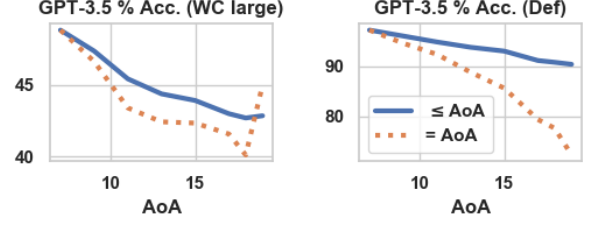


Figure 2: Accuracy of InstructGPT (GPT-3.5) on **WC** large and **Def.**; AoA is defined in § 2.2.1. Solid line tests all pairs at most the AoA, while dotted tests pairs exactly at the AoA.

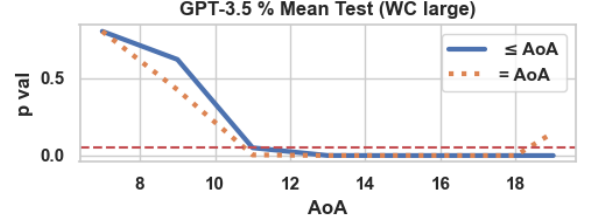


Figure 3: Legend as in Figure 2. Vertical axis shows p -values from mean tests. Red dashed line is $\alpha = 0.05$. μ_a is estimated based on [Dale and O’rouke \(1976\)](#), accounting for chance and subjectivity of gold associations. For details, see Appendix C.

3.1 Clinical Evaluation Results

We show CELF5 test scores and age equivalents for InstructGPT,⁸ in Tables 3 and 4, respectively. Notice, we include a modified **Word Classes** test **WC***. While official clinical evaluation stipulates the evaluator should prematurely conclude the **WC** test if 4 sequential incorrect answers are provided, this stopping rule (ceiling) is based on human developmental standards (i.e., easier words are presented earlier), which GPT may not follow. For comparison, **WC*** reports evaluation without a ceiling.

The key qualitative takeaways from clinician observations are discussed next. Where possible, we also incorporate quantitative results from the question outcomes for added support.

Recollection vs. Inference *InstructGPT excels at memorization tasks, but seems to have trouble making new inferences.* Of all the tests, Word Classes (**WC**) most requires the ability to make new inferences from existing (lexical semantic) knowledge. This is also the task that InstructGPT performs worst at, demonstrating alignment with the ability of a 6 year old. While InstructGPT was generally more successful on other tasks, the

⁸The exact OpenAI LM is "text-davinci-002" sampled via nucleus sampling $\text{top}_p=0.95$, $\text{temp}=1$, $\text{max_tokens}=256$. We also explore the recommended "factual" setting – $\text{top}_p=1$ and $\text{temperature}=0$ – for **WC**, which is arguably a fact-oriented task, but observe slightly worse results. Additional analysis of parameter sensitivity is provided in Appendix D.

Test	InstructGPT	Clinician Observation
WC	Among the words "car", "water", "stroller", and "boat", the two words that go together best are "car" and "boat". This is because they are both types of transport.	Misses functional "goes in" relation for "boat" and "water"
WC	Among the words "singing", "loving", "touching", and "tasting" the two words that go together best are "singing" and "loving." This is because both words involve using your voice and express affection.	Misses the categorical "sense" relation for "touching" and "tasting"
USP	Melanie was thrilled and nervous at the same time because it was her first day at a new summer camp.	Does not infer concerns about camp instructors being nice
USP	Melanie greeted Miss Grace because she was happy to see her.	Did not infer specific context: she was old camp instructor
USP	["throw-and-chase" is] a game where one person throws a ball and the other person goes to chase it.	Not fact based. Fact-based answer is easily found in context

Table 2: Examples of inferential and other language application errors by InstructGPT in CELF5 exam. Explanations are provided by the evaluating clinician. Examples are adapted for publication per agreement with Pearson.³

Prompt	WC	WC*	FS	RS	USP	PPC
SLP	3%	50%	94%	88%	93%	
QA	28%	50%	85%	96%	93%	47%
Comp	35%	60%	90%	100%	88%	

Table 3: Test scores reported as percent of highest possible score. For CELF5 age equivalents, see Table 4.

Prompt	WC	WC*	FS	RS	USP	PP
SLP	3:2	7:5	21:5+	21:5+	-	
QA	5:3	7:5	12:7	21:5+	-	< 3
Comp	5:11	8:10	15:1	21:5+	-	

Table 4: Age equivalent (year:month) for scores in Table 3. Age is unavailable for **USP**.

evaluating clinician observed errors in **USP** (Comp protocol) were also frequently due to trouble drawing inferences. Better inferences were noted using the SLP protocol, but sometimes these were not fact based (i.e., impossible to determine from context). When InstructGPT provided explanations for answers on **WC**, the clinician observed flawed or irrelevant logic in more than 59% of cases. See Table 2 for examples of inferential and other language application errors. Note, this pitfall of GPT also induces a large variation in scores (e.g., from age equivalent over 21 to under 4) which is certainly atypical of human norms. Rarely (if ever) would a human evaluation exhibit such variation. Despite some negatives, the impressive proficiency of GPT at recollection suggests it would excel in conversational applications requiring rote information extraction. In applications requiring inference about word meanings, one might consider communicating the error patterns of GPT, depending on target interlocutor age and conversational goals.

Difficult Relations *InstructGPT has particular trouble with functional roles, categories, and antonyms.* In particular, on Word Classes (**WC**), the evaluating clinician identified multiple errors

for each of these relation types. For functional roles, InstructGPT fails to recognize relationships like "[X] goes in [Y]" or "[X] used for [Y]". It also failed to recognize categories like "body parts" and "senses" as well as dichotomous pairs used to describe the same concept; e.g., "brief" and "long".³ Table 2 shows additional examples.

Atypical Semantic Errors *According to human developmental standards, InstructGPT understands some "hard" words better than "easy" words.* In particular, the clinician observed error patterns in semantic knowledge which were distinct from typical patterns in children. While InstructGPT failed frequently at comparatively "easy" word relations (e.g., *shirt* and *jacket*), it succeeded at "harder" relations (e.g., *copious* and *teem*).³ In the data, this is exemplified by **WC** and the modified test **WC***. The difference in scores implies InstructGPT accumulated sequential errors early in the test on "easy" word relations, while still succeeding later on "hard" relations. This example hits home the necessity of considering human demographics in evaluation, since GPT does not appear to conform to human preconceptions of how knowledge builds. This disconnect can lead to significant misunderstandings in conversational applications.

Social Error Patterns *InstructGPT often fails to consider context, leading to issues in social capability.* In particular, the clinician observed key behaviors of InstructGPT based on the Pragmatics Checklist (**PPC**). InstructGPT said illogical things given the surrounding context and displayed misunderstanding of directions and goals. For example, some cases are exemplified during **WC** and **USP** in Table 2. Clinician also observed GPT provided too much information when answering questions. Mostly, these issues in social language capability are related to poor understanding/use of context

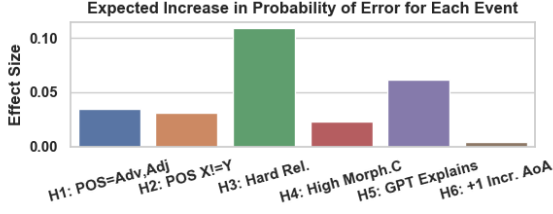


Figure 4: Expected increase in probability of GPT error on WC large task when property of the word pair (or response) holds. Estimates based on LPM and are significant at confidence 99% (with Bonferroni correction) except **H4**. Estimates are near true effect size for large samples (see Appendix F).

as determined by the clinician. For **PP**, these contextual issues are exacerbated by an LMs limited interactive capabilities (e.g., inability to use potentially non-verbal aspects of language). We consider how these factors affect **PP** scores in Appendix A. Overall, the limited social capabilities of instruction following models “out-of-the-box” suggests further work is needed to adapt these models to conversational applications. We do expect *chat* models (e.g., gpt-3.5-turbo) to have better social capabilities and leave this study for future work.

3.2 Automated Evaluation Results

Performance of InstructGPT⁹ on WC large and Def is provided in Figure 2 with p -values from a mean test for LM age in Figure 3. We provide performance of human annotators on a 1% ($n = 108$) sample of WC large in Appendix Table 5.

Overall Performance Coarse-grained results for InstructGPT are generally consistent with the clinical evaluation results in § 3.1. Accuracy, which is equivalent to the WC* score in Table 3, is consistent with the clinical evaluation based on a 95% confidence interval.¹⁰ It is notable that WC large may be more difficult, as exhibited by human disagreements (see Table 5). Overall, the general take-aways of the clinical exam can be confirmed in these coarse-grained results. For example, InstructGPT appears to succeed at the recollection task Def, which only requires recalling a definition, and perform worse at the inference task WC large. Also, GPT shows a spike in performance when word pair

AoA is 19 (exactly), demonstrating unnatural word acquisition compared to human age standards.

Automated Determination of LM Age Based on the p -values in Figure 3, we determine InstructGPT to align with ages 9 and 11 for the WC large task, depending on whether \mathbb{G}_a contains questions with word pair AoA exactly a or $\leq a$, respectively. This can be seen by excluding all ages where the means test rejects the null that GPT aligns with age group a (i.e., by dipping below the dashed red line of significance). When word pair AoA is exactly 19, the means test succeeds in identifying the aforementioned “unnatural” spike in performance by correctly failing to reject the null that GPT is aged 19. Overall, the means test findings on WC large are consistent with the clinical evaluation.

Automated Analysis of Errors In Appendix Figure 7, we visualize the influential factors on language errors discussed in § 2.2.2 and determine each has statistically significant association with the errors of InstructGPT. We also consider 6 hypotheses about the role of these factors on the likelihood of error for InstructGPT. These hypotheses were formulated through discussion with the evaluating clinician and tested with an LPM. Notably, many results (Figure 4) confirm insights from the CELF5 examination (§ 3.1):

- **H1:** *InstructGPT has more trouble when the associated pair includes an adverb or adjective.* Clinician observations indicate trouble with modifiers in CELF5 examination. This hypothesis is confirmed in Figure 4 where we estimate a 3.5% increase in probability of error when at least one word in the pair is an adjective or adverb. Note, testing for other clinician observations (e.g., trouble with basic nouns) was not significant.
- **H2:** *InstructGPT has more trouble when the associated pair do not share POS.* Distinct POS can indicate more complex relationships across word pairs, which is a noted problem for GPT in CELF5 evaluation. This hypothesis is confirmed with a similar effect size as **H1**.
- **H3:** *InstructGPT has more trouble with particular relation types.* Building on the last hypothesis, we isolate “easy” word pair relations including {action, location, phrase, and synonym}, so the remaining “hard” word pair relations overlap with types of relations our clinician noted as difficult for GPT. Unknown relations are assumed to be hard. Results in Figure 4 confirm this hypoth-

⁹Intended answer is automatically extracted using the first uttered test words (2 for WC large and 1 for Def). On CELF5, the clinician noted the intended word pair was always the first two test words uttered by GPT, while (later) explanations may include other test words. Human evaluation of the rule on WC large ($n = 108$) showed 100% intent recovery.

¹⁰Via Hoeffding’s inequality with $n = 40$ examples tested in WC*, the two-sided interval has lower bound of 39%.

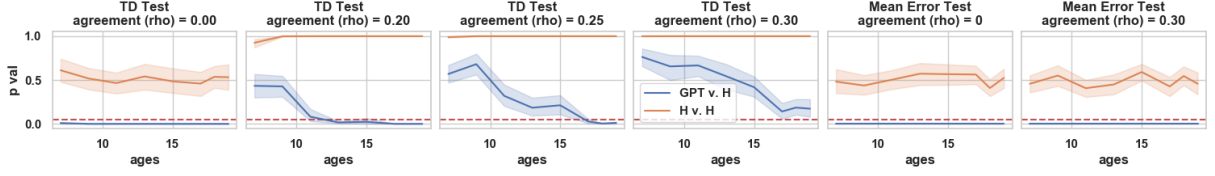


Figure 5: Bounds on p -values for TD and Means test. Red dotted line is significance level 0.05.

esis where we estimate a relatively large 11% increase in error probability for "hard" relations.

- **H4:** *InstructGPT has more trouble with morphologically complex words.* As before, assuming the complexity of a word is tied to its count of morphological features, we would expect GPT to have trouble with words having *medium* or *high* morphological feature count. We estimate an effect size similar to **H1** and **H2**.
- **H5:** *GPT does worse when it explains.* Clinician evaluation on the Pragmatics checklist reveals untrustworthy, illogical explanations by GPT. Testing at scale reveals GPT has more errors when it attempts to explain its reasoning with a relatively large estimated effect size of 6%.
- **H6:** *InstructGPT has more trouble as the word pair AoA increases.* While we include word pair AoA in our analysis as a potential confounder for which to control, it is also interesting to see how this variable impacts the performance of GPT. We estimate a 0.5% increase in probability of error for each unit increase in AoA; e.g., a word pair AoA of 19 would cause 5% greater chance of error than an AoA of 9.

3.3 Simulated Results with TD Test for Age

In the last section, we used the Means test for LM age because we did not have access to sample human question outcomes from different age groups and can only estimate the test parameter μ_a . Next, we simulate data to show the benefit of the TD test when access to human outcomes is available.

Setup Figure 5 shows results applying tests to LM and human samples GPT v. H as well as two (same age) human samples H v. H. Ideally, a test should fail to reject the null for all H v. H experiments and be sensitive for GPT v. H experiments, rejecting the null when appropriate. To conduct tests and study variation, we require multiple human samples. Since we only have one (used to define WC large), we simulate human test perfor-

mance with a random variable H_i defined:

$$H_i = \begin{cases} h(\hat{D}_i) & \text{with probability } \rho, \\ \text{Bernoulli}\left(\frac{\mu - \rho \mathbb{E}[h(\hat{D}_i)]}{1 - \rho}\right) & \text{else} \end{cases} \quad (4)$$

So, we have $\Pr(H_i = 1) = \mu$ regardless, and ρ controls the extent to which the model LM and the sampled human agree. For all experiments in Figure 5, we conduct 25 trials. H_i is simulated using Eq. (4), $h(\hat{D}_i)$ is given by GPT performance on WC large, and questions for age a comprise all questions whose AoA is less than or equal to a . We estimate μ and γ from data.¹¹

Failure of Means Test As the agreement parameter ρ between the sampled human and the model LM increases, tests using the TD statistic adapt appropriately, failing to reject at higher and higher ages. So, using TD allows us to account for context well. In comparison, the result of the means test is unchanged, demonstrating a benefit of using the TD statistic (when possible).

4 Related Works

Psycho-linguistic Study of LMs Recent work is not devoid of appeal to psychology and linguistics, which is much of the basis for the clinical techniques from Speech Language Pathology that we propose. Sahu et al. (2021) use Bloom’s Taxonomy (Bloom, 1956) to add contextual information in LM prompts and improve question answering capability. Hovy and Yang (2021) develop a taxonomy of social factors to consider in evaluation of LMs. Most similar to our work, Cong (2022) evaluate GPT-3 using psycholinguistic tests, and Chang and Bergen (2022) use word age-of-acquisition to study development of LM word knowledge (throughout training) compared to human development. HumBEL differs significantly from these works, directly measuring the alignment of an LM with a human sub-population, and providing systematic techniques for automatic and clinician-in-the-loop

¹¹ μ is lower bound of a 95% Hoeffding interval around the acc. in Table 5; γ is disagreement across sim. samples of H_i .

answers to this question. As such, it gives a concise solution to the broad goal of aligning LM evaluation with human demographic groups.

LM Evaluation and Human-Likeness Automated metrics for evaluation of generated text include metrics based on n -grams such as BLEU (Papineni et al., 2002), ROUGE (Lin, 2004), and CIDEr (Vedantam et al., 2015) as well as metrics based on neural models (Sellam et al., 2020; Zhang et al., 2019; Inan et al., 2021). Bruni and Fernandez (2017) also propose a (learned) adversary to discriminate between human and generated text. Text discrimination (by humans or models) has appeared in other works as well (Ippolito et al., 2020; Dou et al., 2022). Human annotation and evaluation, of course, remains the gold-standard. Our work is most related to those works considering evaluation of human-likeness (and properties thereof). For example, our techniques target commonsense knowledge, inference, and social factors as studied in a variety of works (Nair et al., 2020; Kassner and Schütze, 2020; Liu et al., 2022b). Our work builds on broad goals of evaluating human-likeness not only in the types of tasks we test, but also in the *communication of the results to the practitioner*, presenting qualitative and quantitative results in terms of human demographic information.

SLP Tasks It is worthwhile to note that many of the tasks we consider have existing counterparts appearing in the NLP literature. For example, **USP** is a narrative QA task (Kočíský et al., 2018) and **WC** is, in some respects, akin to the word association tests used to evaluate distributional semantic modelling of words (Bolukbasi et al., 2016; Caliskan et al., 2017; Liu et al., 2022b). Our work extends this literature by incorporating clinician-in-the-loop feedback for the design and evaluation of these tasks, and furthermore, is the first to incorporate human demographic data for comparison of LM performance to human sub-populations.

5 Conclusion

We present HumBEL, which approaches the goal of evaluation aligned with human demographics by using novel clinician-in-the-loop statistical techniques to evaluate language models. Our framework moves beyond measuring superficial coherence of large language models, instead working towards a human-explainable way to test LMs for language use and context relevance (Clark, 1996), and

to compare this language use to human subpopulations. For example, our techniques provide insight on the utility of LMs for inference, information-extraction, and social applications. Furthermore, in building connections between human and LM development, diverse research communities may find LMs useful for studying language disorders in humans as well. We make the code and data of our framework publicly available, so future researchers can make use of our suite of automated statistical techniques, and protocols for clinician evaluation.

Acknowledgements

Thanks to Sulare Telford Rose, Ph.D., CCC-SLP for her helpful comments and feedback.

Limitations

First and foremost, we wish to be careful about claiming our proposed techniques ascribe an intellectual age to any AI model. It is not yet clear whether the tests for human language ability we use are an appropriate "all-in-one" assessment for artificial intelligence, especially considering the vast range of specific tasks in the literature at which artificial agents can achieve super-human performance. While the tasks we study are good indicators of general language skills in humans, connections between our framework and performance generalization of AI models on untested reasoning and social language tasks are unknown. For example, factors such as overfitting, adversarial robustness, stochasticity, and prompt sensitivity can all play a new distinct role for AI models. Thus, it is better to take care and interpret our framework as designed to investigate alignment of LM language use/skills to the language use/skills of *particular* human demographic groups on *particular* language tasks. As noted, there is still significant benefit to this more careful interpretation, since our framework serves to assess model fit in conversational AI with consideration of interlocutor demographics and goals.

Second, the nature of language models produces a gap in evaluation protocols between children and these models. While we take a number of steps to alleviate these issues, there is still need for this gap to be bridged completely; i.e., so that normative age data is most accurate. Taking clinical evaluation to perceiving and embodied models is one possibility. One can also consider collecting new normative data on tasks designed for a language-only medium, or, consider using fine-grained metrics more com-

monly used by SLPs; e.g., preferring percentile rank among same age peers over age equivalents.

Third, we do not explicitly consider inter-annotator (i.e., inter-clinician agreement). The CELF5 exam *does already* come with estimates of inter-clinician agreement on evaluations with humans, but it is possible that working with language models produces new challenges that will ultimately invalidate this estimate. Fourth, more human data is needed to test statistics like the test divergence on real world data. Finally, our work does not explore in-depth automated analyses on other problem areas of LMs such as social language; i.e., while our clinician-in-the-loop analysis does consider pragmatics, our automated analysis focuses on inference.

Ethics Statement

The proposed approach does not explicitly evaluate societal biases inherited by language models, so any harm or bias associated with these models should be considered separately. General methods that propose to mitigate harms can help to resolve these issues, along with careful human evaluations.

For readers or users of our framework to gain access to test questions, they may need to purchase licenses from the company, university, or research lab that publishes and produces these tests. Our use of the CELF5 examination is consistent with our publishing agreement with Pearson, Inc.

Our human subject board approved our protocol. Human subjects participated voluntarily and were compensated according to the regulations approved by our human subject review board.

References

- Heather S Battey, David R Cox, and Michelle V Jackson. 2019. On the linear in probability model for binary data. *Royal Society open science*, 6(5):190067.
- Yonatan Bisk, Ari Holtzman, Jesse Thomason, Jacob Andreas, Yoshua Bengio, Joyce Chai, Mirella Lapata, Angeliki Lazaridou, Jonathan May, Aleksandr Nisnevich, Nicolas Pinto, and Joseph Turian. 2020. [Experience Grounds Language](#). In *Conference on Empirical Methods in Natural Language Processing (EMNLP)*.
- Benjamin Samuel Bloom. 1956. Taxonomy of educational objectives: The classification of educational goals. *Cognitive domain*.
- Tolga Bolukbasi, Kai-Wei Chang, James Y Zou, Venkatesh Saligrama, and Adam T Kalai. 2016. Man is to computer programmer as woman is to homemaker? debiasing word embeddings. *Advances in neural information processing systems*, 29.
- Elia Bruni and Raquel Fernández. 2017. [Adversarial evaluation for open-domain dialogue generation](#). In *Proceedings of the 18th Annual SIGdial Meeting on Discourse and Dialogue*, pages 284–288, Saarbrücken, Germany. Association for Computational Linguistics.
- Elia Bruni and Raquel Fernandez. 2017. Adversarial evaluation for open-domain dialogue generation. In *Proceedings of the 18th Annual SIGdial Meeting on Discourse and Dialogue*, pages 284–288.
- Marc Brysbaert and Andrew Biemiller. 2017. Test-based age-of-acquisition norms for 44 thousand english word meanings. *Behavior research methods*, 49(4):1520–1523.
- Aylin Caliskan, Joanna J Bryson, and Arvind Narayanan. 2017. Semantics derived automatically from language corpora contain human-like biases. *Science*, 356(6334):183–186.
- Tyler A. Chang and Benjamin K. Bergen. 2022. [Word acquisition in neural language models](#). *Transactions of the Association for Computational Linguistics*, 10:1–16.
- Elizabeth Clark, Tal August, Sofia Serrano, Nikita Haduong, Suchin Gururangan, and Noah A. Smith. 2021. [All that’s ‘human’ is not gold: Evaluating human evaluation of generated text](#). In *Proceedings of the 59th Annual Meeting of the Association for Computational Linguistics and the 11th International Joint Conference on Natural Language Processing (Volume 1: Long Papers)*, pages 7282–7296, Online. Association for Computational Linguistics.
- Herbert H Clark. 1996. *Using language*. Cambridge university press.
- Yan Cong. 2022. Psycholinguistic diagnosis of language models’ commonsense reasoning. *CSRR 2022*, page 17.
- Edgar Dale and Joseph O’rourke. 1976. The living word vocabulary, the words we know: A national vocabulary inventory.
- James Diamond and William Evans. 1973. The correction for guessing. *Review of educational research*, 43(2):181–191.
- Yao Dou, Maxwell Forbes, Rik Koncel-Kedziorski, Noah A Smith, and Yejin Choi. 2022. Is gpt-3 text indistinguishable from human text? scarecrow: A framework for scrutinizing machine text. In *Proceedings of the 60th Annual Meeting of the Association for Computational Linguistics (Volume 1: Long Papers)*, pages 7250–7274.
- John E Freund, Irwin Miller, and Marylees Miller. 2004. *John E. Freund’s Mathematical Statistics: With Applications*. Pearson Education India.

- Clifford Geertz. 1975. Common sense as a cultural system. *The Antioch Review*, 33(1):5–26.
- Robin Gomila. 2021. Logistic or linear? estimating causal effects of experimental treatments on binary outcomes using regression analysis. *Journal of Experimental Psychology: General*, 150(4):700.
- Christina N Harrington, Radhika Garg, Amanda Woodward, and Dimitri Williams. 2022. “it’s kind of like code-switching”: Black older adults’ experiences with a voice assistant for health information seeking. In *Proceedings of the 2022 CHI Conference on Human Factors in Computing Systems*, pages 1–15.
- Alex Hayes. 2019. [consistency and the linear probability model](#).
- William C Horrace and Ronald L Oaxaca. 2003. New wine in old bottles: A sequential estimation technique for the lpm. *Available at SSRN 383102*.
- Dirk Hovy and Diyi Yang. 2021. [The importance of modeling social factors of language: Theory and practice](#). In *Proceedings of the 2021 Conference of the North American Chapter of the Association for Computational Linguistics: Human Language Technologies*, pages 588–602, Online. Association for Computational Linguistics.
- Mert Inan, Piyush Sharma, Baber Khalid, Radu Soricut, Matthew Stone, and Malihe Alikhani. 2021. Cosmic: A coherence-aware generation metric for image descriptions. *arXiv preprint arXiv:2109.05281*.
- Daphne Ippolito, Daniel Duckworth, Chris Callison-Burch, and Douglas Eck. 2020. Automatic detection of generated text is easiest when humans are fooled. In *Proceedings of the 58th Annual Meeting of the Association for Computational Linguistics*, pages 1808–1822.
- Nora Kassner and Hinrich Schütze. 2020. [Negated and misprimed probes for pretrained language models: Birds can talk, but cannot fly](#). In *Proceedings of the 58th Annual Meeting of the Association for Computational Linguistics*, pages 7811–7818, Online. Association for Computational Linguistics.
- Tomáš Kočiský, Jonathan Schwarz, Phil Blunsom, Chris Dyer, Karl Moritz Hermann, Gábor Melis, and Edward Grefenstette. 2018. [The NarrativeQA reading comprehension challenge](#). *Transactions of the Association for Computational Linguistics*, 6:317–328.
- Chin-Yew Lin. 2004. Rouge: A package for automatic evaluation of summaries. In *Text summarization branches out*, pages 74–81.
- Chunhua Liu, Trevor Cohn, Simon De Deyne, and Lea Frermann. 2022a. [WAX: A new dataset for word association eXplanations](#). In *Proceedings of the 2nd Conference of the Asia-Pacific Chapter of the Association for Computational Linguistics and the 12th International Joint Conference on Natural Language Processing (Volume 1: Long Papers)*, pages 106–120, Online only. Association for Computational Linguistics.
- Ruibo Liu, Ge Zhang, Xinyu Feng, and Soroush Vosoughi. 2022b. [Aligning generative language models with human values](#). In *Findings of the Association for Computational Linguistics: NAACL 2022*, pages 241–252, Seattle, United States. Association for Computational Linguistics.
- Li Lucy and David Bamman. 2021. Gender and representation bias in gpt-3 generated stories. In *Proceedings of the Third Workshop on Narrative Understanding*, pages 48–55.
- Sathvik Nair, Mahesh Srinivasan, and Stephan Meylan. 2020. [Contextualized word embeddings encode aspects of human-like word sense knowledge](#). In *Proceedings of the Workshop on the Cognitive Aspects of the Lexicon*, pages 129–141, Online. Association for Computational Linguistics.
- Joakim Nivre, Marie-Catherine de Marneffe, Filip Ginter, Yoav Goldberg, Jan Hajič, Christopher D. Manning, Ryan McDonald, Slav Petrov, Sampo Pyysalo, Natalia Silveira, Reut Tsarfaty, and Daniel Zeman. 2016. [Universal Dependencies v1: A multilingual treebank collection](#). In *Proceedings of the Tenth International Conference on Language Resources and Evaluation (LREC’16)*, pages 1659–1666, Portorož, Slovenia. European Language Resources Association (ELRA).
- Amy Ogan, Samantha Finkelstein, Elijah Mayfield, Claudia D’adamo, Noboru Matsuda, and Justine Cassell. 2012. “oh dear stacy!” social interaction, elaboration, and learning with teachable agents. In *Proceedings of the SIGCHI conference on human factors in computing systems*, pages 39–48.
- Kishore Papineni, Salim Roukos, Todd Ward, and Wei-Jing Zhu. 2002. Bleu: a method for automatic evaluation of machine translation. In *Proceedings of the 40th annual meeting of the Association for Computational Linguistics*, pages 311–318.
- Nazneen Fatema Rajani, Bryan McCann, Caiming Xiong, and Richard Socher. 2019. [Explain yourself! leveraging language models for commonsense reasoning](#). In *Proceedings of the 57th Annual Meeting of the Association for Computational Linguistics*, pages 4932–4942, Florence, Italy. Association for Computational Linguistics.
- Prithvi Sahu, Michael Cogswell, Ajay Divakaran, and Sara Rutherford-Quach. 2021. Comprehension based question answering using bloom’s taxonomy. In *Proceedings of the 6th Workshop on Representation Learning for NLP (RepL4NLP-2021)*, pages 20–28.
- Thibault Sellam, Dipanjan Das, and Ankur Parikh. 2020. [BLEURT: Learning robust metrics for text generation](#). In *Proceedings of the 58th Annual Meeting of the Association for Computational Linguistics*, pages 7881–7892, Online. Association for Computational Linguistics.

- Shai Shalev-Shwartz and Shai Ben-David. 2014. *Understanding machine learning: From theory to algorithms*. Cambridge university press.
- Anthony Sicilia and Malihe Alikhani. 2022. [LEATHER: A framework for learning to generate human-like text in dialogue](#). In *Findings of the Association for Computational Linguistics: ACL-IJCNLP 2022*, pages 30–53, Online only. Association for Computational Linguistics.
- Gabor J Székely. 1989. Potential and kinetic energy in statistics. *Lecture Notes, Budapest Institute*.
- Gábor J Székely and Maria L Rizzo. 2013. Energy statistics: A class of statistics based on distances. *Journal of statistical planning and inference*, 143(8):1249–1272.
- Adaku Uchendu, Zeyu Ma, Thai Le, Rui Zhang, and Dongwon Lee. 2021. [TURINGBENCH: A benchmark environment for Turing test in the age of neural text generation](#). In *Findings of the Association for Computational Linguistics: EMNLP 2021*, pages 2001–2016, Punta Cana, Dominican Republic. Association for Computational Linguistics.
- Ramakrishna Vedantam, C Lawrence Zitnick, and Devi Parikh. 2015. Cider: Consensus-based image description evaluation. In *Proceedings of the IEEE conference on computer vision and pattern recognition*, pages 4566–4575.
- Peter West, Chandra Bhagavatula, Jack Hessel, Jena Hwang, Liwei Jiang, Ronan Le Bras, Ximing Lu, Sean Welleck, and Yejin Choi. 2022. [Symbolic knowledge distillation: from general language models to commonsense models](#). In *Proceedings of the 2022 Conference of the North American Chapter of the Association for Computational Linguistics: Human Language Technologies*, pages 4602–4625, Seattle, United States. Association for Computational Linguistics.
- Halbert White. 1980. A heteroskedasticity-consistent covariance matrix estimator and a direct test for heteroskedasticity. *Econometrica: journal of the Econometric Society*, pages 817–838.
- Halbert White. 1982. Maximum likelihood estimation of misspecified models. *Econometrica: Journal of the econometric society*, pages 1–25.
- Elisabeth H Wiig, Eleanor Messing Semel, and Wayne Secord. 2013. *CELF 5: Clinical evaluation of language fundamentals*. Pearson/PsychCorp.
- Tianyi Zhang, Varsha Kishore, Felix Wu, Kilian Q Weinberger, and Yoav Artzi. 2019. Bertscore: Evaluating text generation with bert. *arXiv preprint arXiv:1904.09675*.

A CELF5 Testing Modifications

As noted in the main text, we typically adhere to the administration of the CELF5 exam (Wiig et al., 2013) exactly as prescribed in the examination manual and booklet. Changes discussed in the main text are due to the nature of LMs, which have narrow training objectives and an inability to visually perceive or act in an embodied environment.

Visual Stimuli Besides what is discussed in the main text, one of the key ways we modify exam administration is by removing any visual stimuli. For example, Word Classes (WC) has accompanying visual stimuli (i.e., an image), which is presented with each of the words. Formulated sentences (FS) also uses a visual stimulus to restrict the sentence content. Depending on the test, these stimuli may either help or hurt performance, if perceptually grounded models were tested on the same tasks.

Non-Verbal and Interactive Evaluation The other primary restriction comes from an inability to judge the capability of an LM’s non-verbal skills and interactive behaviors as they relate to social language use; i.e., this impacts the pragmatics profile PP and checklist PPC. For example, the clinician could not evaluate non-verbal cues like eye contact, voice intonation, and body language. The clinician also could not evaluate interactive capabilities like whether the subject uses communicative strategies to elicit attention from the clinician or effectively resolve interruptions during conversation. We considered two main options for results reported in the main text: penalizing the LM for not being able to exhibit these key social capabilities by its very nature, or restricting the scoring process to those skills that could possibly be achieved by the LM without visual processing and embodied action. Notably, the latter option *invalidates the validity of age equivalents*. For PPC, results in the main text report the latter option, since we do not make an age equivalent estimation in this case, and we restrict consideration to 15 of the 32 possible checklist items. For PP, since we report age estimates, reported results use the former option; i.e., using all test items and penalizing the LM for errors in non-verbal/interactive language skills. Notably though, if we restrict consideration to language-only skills (7 of 50 possible skills) and *incorrectly* determine the age estimate by extrapolating the score (i.e., assuming the subject would achieve the same average score if it had been tested on the remaining skills),

we still arrive at the published age equivalent. So our choices here are not of much consequence in the current case. Future work should be careful to reconsider such issues, and the impact of including non-verbal/interactive language skills on social assessments.

B Word AoA: Determination and Statistics

Recall, we use a test-based age-of-acquisition dataset (Dale and O’rouke, 1976; Brysbaert and Biemiller, 2017) to determine word age-of-acquisition (AoA) of 40K English words. Age is determined by U.S. K-12 grade-level and adapted to typical age equivalents (discussed later). Word grade-level is determined via multiple-choice test in which target word definitions are provided and subjects select the target amongst multiple alternatives. A word is assigned to the earliest level at which 67-80% of subjects answer correctly, equating to about 50% of subjects "knowing" the word at this level (accounting for chance). A word’s AoA is then inferred from grade-level via typical grade-to-age mapping for U.S. K-12; i.e., age = grade + 5. Tests were given to U.S. (Midwest) students across a range of socio-economic and racial backgrounds with each specific word-meaning administered to about 200 subjects. Word and word pair AoA is visualized in Figure 8 and 9. As noted in the main text, besides WC large, we also test GPT-3.5 on this multiple-choice test for matching word definitions which we call *Definitions* (Def). Alternatives are selected randomly and prompt follows the Comp format: *Among the words "[W]", "[X]", "[Y]", and "[Z]", the word that most means "[Defn.]" is.*

C Estimating Human Mean Correctness

In experiments, we use a similar approach as Dale and O’rouke (1976) to estimate μ_a from word AoA, while accounting for guessing (and in our case, subjectivity of the task). From test results of Dale and O’rouke (1976), we make a reasonable assumption that about 50% of humans at a particular age level *know* a word at this age level. For a human to be correct on the WC task, they must both know the target words *and* agree with the annotation. To compute probability for the latter, we estimate probability of agreement from Table 5 using the upperbound of a 95% Hoeffding interval for

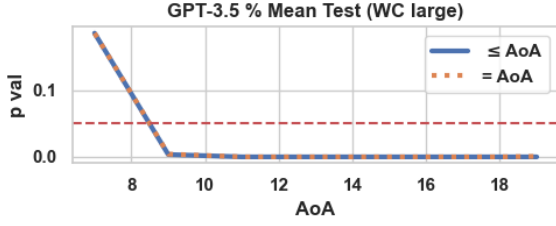


Figure 6: Results in Figure 3, re-reported without using a Hoeffding interval to estimate disagreement. Key results (i.e., lowest age estimate) differs only by a grade level.

the reported % disagreement (to be conservative).¹² Then, assuming agreement and knowledge are independent, this means 38% of humans aged a will be correct based on knowledge. Finally, accounting for guessing using the score correction of [Diamond and Evans \(1973\)](#), this means we should expect about 47% of humans aged a to answer correctly.

D Sensitivity Analysis: Prompts and Parameters

Although testing for the impact of various prompts and parameters is impractical when evaluation is done by a clinician, our automated version of the **WC** test provides a more practical alternative to explore the impact of these model choices. We test different parameter settings for nucleus sampling (i.e., $\text{top_p} \in \{0.8, 0.9, 0.95\}$) and temperature scaling (i.e., $\text{temp} \in \{0, 0.5, 0.7, 1\}$) as well as 11 different prompts with varying aspects of the key prompt differences highlighted in Table 1. All in all, we test differences in GPT performance of a total of 77 different prompt/parameter settings on sample of 100 examples from **WC large**. The standard deviation in the LM scores was only 3% and a χ^2 test for independence between the settings and the error rates indicates there is no statistically significant association between the settings and the error rates. In other words, GPT performance was not significantly impacted by different prompt/parameter settings.

E Feature Extraction for Error Analysis

1. **Part of Speech (POS)** While word POS is dependent on context, the explanations in the WAX dataset ([Liu et al., 2022a](#)) provide an opportunity to infer the annotator’s intended POS

¹²Agreement is 100 less the % disagreement. Results without the upperbound – i.e., instead, using the exact observed disagreement – are slightly different, but generally consistent with our takeaways in the main text. See Figure 6.

for the word association. In particular, we can apply open-source POS parsers¹³ to the annotator explanation. This strategy assumes an explanation uses a word in the same POS as intended for the word association. In case an annotator does not use the full word pair, we use "X" for unknown. Results in Figure 7 suggest GPT-3.5 error rates can vary widely based on the pairs POS, exhibiting particular association with adverbs, adjectives, and pairs having distinct POS.

2. **Relation** The WAX dataset also contains relation categories for word associations. Recall, the results of the clinical exam suggested particular relations are challenging for GPT-3.5 and the results in Figure 7 seem to suggest this as well; e.g., as in the clinical exam, *functional* relations are hard for GPT-3.5 to identify.
3. **Morphological Complexity** We also consider Morphological Features within the Universal Dependencies framework ([Nivre et al., 2016](#)), which describe semantic and grammatical properties of words. We define *morphological complexity* as the total number of morphological features attached to at least one of the the words in the association. *High* corresponds to more than 4 features, *medium* corresponds 3-4 features, and *low* corresponds to 2 or less features. Our working assumption is that the number of features is a loose indicator of the complexity of the a word’s meaning and can thus introduce challenges for GPT-3.5. The results in Figure 7 do appear to confirm this hypothesis.
4. **Explanations** Lastly, we consider if GPT-3.5 provides an (unprompted) explanation of its reasoning behind an answer. Interestingly, this occurs more times than not on the **WC large** dataset. While our intuition may tell us this means GPT-3.5 is more confident in the answer, the clinical evaluation actually demonstrated that GPT-3.5 often provided illogical explanations that may appear off-topic or overly complex to humans. Results in Figure 7 seem to confirm these findings, indicating that explanations typically led to worse performance at identifying associations.

F Overview of Statistical Tools

F.1 χ^2 Test

The χ^2 test is commonly used to determine statistical association between two categorical variables

¹³We use the spacy package.

(Freund et al., 2004). In our case, the two categorical variables are (1) the occurrence of a language application error by GPT and (2) one of the categorical features of the word pair discussed in § 2.2.2. The test uses a *contingency table*; i.e., a table of counts formed by letting one of the variables define the columns, the other variable define the rows, and filling each element with the number of occurrences observed for each pair of categories. Then, the test uses the statistic

$$\chi^2 = \sum_{i=1}^k \frac{(\text{observed}_i - \text{expected}_i)^2}{\text{expected}_i} \quad (5)$$

where k is the number of elements in the contingency table, observed_i is the observed frequency of each element of the table, and expected_i is the expected frequency under the assumption that the two categorical variables are independent (i.e., the null hypothesis). Aptly, the distribution of the statistic is asymptotically χ^2 and a p -value can be calculated accordingly. We use a Bonferroni correction to control for multiple testing (i.e., across the multiple features we present as well as those not presented).

F.2 Linear Probability Model

Consider a $n \times 1$ vector of dependent variables Y and a $n \times m$ matrix of independent variables X where n is the number of observations and m is a number of features for each observation. In our case, Y is a binary vector indicating the occurrence of a GPT language application error and X is a matrix ($m = 4$) with the 3 categorical features (discussed in § 2.2.2), and the last column being the word pair AoA (§ 2.2.1). With this notation, the Linear Probability Model (LPM) assumes a conditional probability function modeled by:

$$\Pr(Y = 1|X) = \begin{cases} 1, & X\beta > 1 \\ 0, & X\beta < 0 \\ X\beta, & \text{else} \end{cases} \quad (6)$$

where β is an unknown parameter vector of implied dimension. Supposing $\Pr(X\beta > 1) = \Pr(X\beta < 0) = 0$, the LPM reduces to the assumption: $\Pr(Y = 1|X) = X\beta$, in which case, the standard OLS estimate

$$\hat{\beta} = (X^T X)^{-1} X^T Y \quad (7)$$

provides a consistent estimator for the true parameter β (Horrace and Oaxaca, 2003). Furthermore,

Hum. Acc.	A1 \neq A2	κ	GPT Acc.	\neq Hum.
84%	15%	0.82	56%	40%

Table 5: Sample ($n = 108$) WC large scores of 2 annotators aged 19+ (left) and InstructGPT (right). For annotators, % disagreement and Cohen’s κ is reported. For GPT, average % disagreement with annotators is reported. Annotators were students prompted using the same directives as GPT experimentation; i.e., *which two words go together best?*

using techniques for heteroscedasticity (i.e., unequal variance of errors) like White’s robust covariance matrix (White, 1980) allows us to conduct hypothesis testing for significance of the coefficient estimates (Horrace and Oaxaca, 2003). We use these techniques for the coefficient estimates and statistical tests in § 3 Figure 4. As before, we employ a Bonferroni correction to control for multiple testing.

Drawbacks of LPMs Notably, the LPM has been criticized by some because it is a somewhat fragile model of the Bernoulli process governing Y (Gomila, 2021). For example, one may ask if the coefficient estimate makes sense in case $X\beta > 1$ or $X\beta < 0$ is a probable outcome: *how should this be interpreted?* Indeed, mathematically, this is a failure case. When the presumed model is not true (i.e., when there are data such that $X\beta > 1$) the least square estimates for the LPM coefficients in Eq. (7) are biased (Horrace and Oaxaca, 2003). Further, in all cases, the LPM induces heteroscedasticity in the errors (Horrace and Oaxaca, 2003). Although, as previously noted, this is a minor concern, granted the existence of easy resolutions like heteroscedasticity robust covariance matrices. With these two concerns, critics typically suggest a general linear model like logistic regression. Such models directly consider the Bernoulli nature of Y , restricting output to probabilities in $[0, 1]$. Coefficient estimation is done using MLE, which has nice properties w.r.t consistency even if the model is mis-specified (White, 1982). For a brief introduction to drawbacks and benefits of LPMs, we recommend the blog post by Alex Hayes (Hayes, 2019). Next, we elaborate on our own considerations in choosing an LPM over logistic regression.

Why we choose the LPM We choose to report results from an LPM for a few reasons:

1. First, **the model is not obviously wrong** in our case. Among, about 10K data points we sample, not a single point falls into the problem cases: $X\beta > 1$, $X\beta < 0$. Thus, under recom-

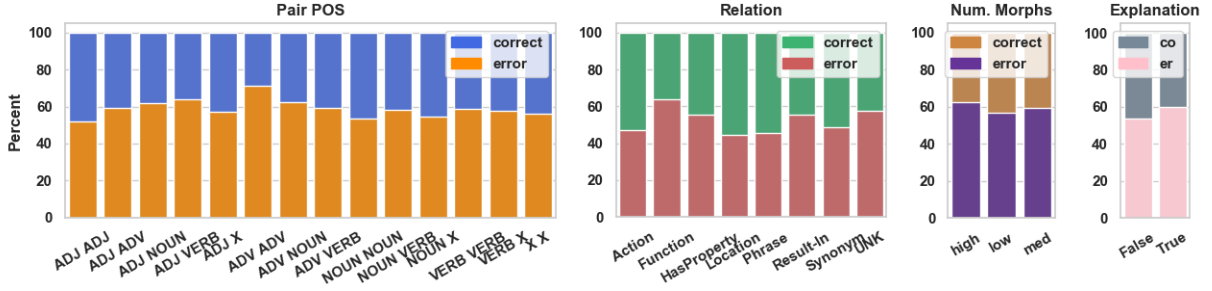


Figure 7: Proportion plot for features associated with InstructGPT errors on **WC large**. Association is significant at confidence 99% according to χ^2 test of independence with a Bonferroni correction for multiple testing. Infrequent categories not shown.

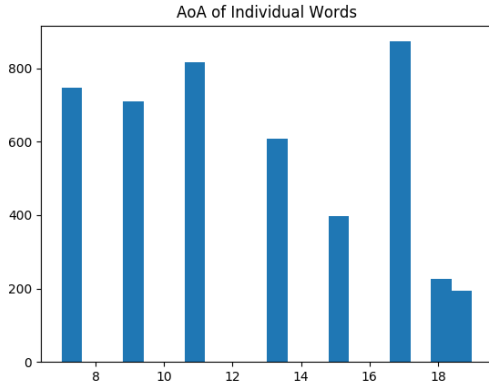


Figure 8: AoA of individual words from dataset of Dale and O'rouke (1976) used to create **WC large**.

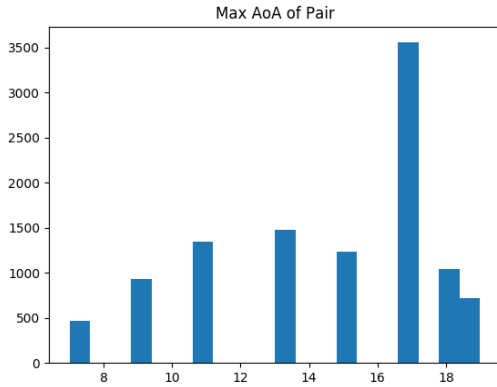


Figure 9: AoA of word pairs in **WC large**. Some expected accumulation in higher ages occurs (i.e., from taking a max).

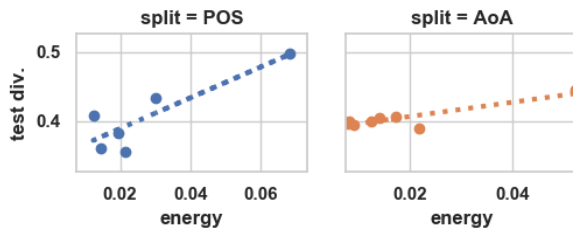


Figure 10: **TD** v. Energy. Split shows how samples are grouped within each data point. Dotted line is line of best fit.

mended testing procedures, one cannot refute correctness of the model with data (Horrace and Oaxaca, 2003; Battey et al., 2019).

- Secondly, analysis using a logistic regression model leads to the same general conclusions discussed in § 3 — both in terms of significance and interpretation of the effect sizes. So, **our takeaways would be identical** had we reported a logistic regression model.
- Lastly, and most importantly, the **LPM results are far more interpretable**. As noted in the main text, LPM coefficients may be interpreted as a relative increase in probability (see Eq. 1), whereas logistic regression coefficients represent relative increase in the log odds (i.e., where *odds* is the ratio of success probability $Y = 1$ to failure probability $Y = 0$). The LPM is obviously more intuitive to a wider audience.

So, in our case, the LPM is a relatively risk free way to increase interpretability, and as such, we use it to report our results.

F.3 Energy Statistic: A Proxy for TD when Data is Unlabeled

For any independent random variables A and B , the *discrete energy distance* is defined $\varepsilon_{01}(A, B)$:

$$= 2\mathbb{E}[1\{A \neq B\}] - \mathbb{E}[1\{A \neq A'\}] - \mathbb{E}[1\{B \neq B'\}] \quad (8)$$

where A' is an i.i.d copy of A , B' is an i.i.d. copy of B , and $1\{\cdot\}$ is the indicator function; i.e., it returns 1 for true arguments and 0 otherwise. The *discrete energy distance* is a modification of the *energy distance* sometimes called the *statistical energy*. It was first proposed by Székely (1989) and was studied extensively by Székely and Rizzo (2013) in the case where A and B are continuous variables admitting a probability density function. The discrete case is studied in greater detail by Sicilia and Alikhani (2022) and linked to the test divergence **TD** discussed in § 2.2.3.

Typically, energy is computed with respect to a *coarsening function*; i.e., to increase sensitivity of the metric for large sets (e.g., as in dialogue and text generation). In particular, if the random variables are all \mathcal{D} -valued, the *coarsening function* is a map $c : \mathcal{D} \rightarrow \mathcal{D}$ such that $c(\mathcal{D}) = \{c(d) \mid d \in \mathcal{D}\}$ is finite and $|c(\mathcal{D})| < |\mathcal{D}|$. In experiments, Sicilia and Alikhani (2022) define the coarsening function c via k -means clustering using real-valued vector representations of dialogues (e.g., from model latent space) and report the energy $\varepsilon_{01}(c(A), c(B))$. In our case, we use vector representations from the OpenAI API¹⁴ and conduct k -means with $k = \min\{\lfloor .05 \times n \rfloor, 50\}$ and n the total number of observations in the energy computation. For a test question (and answer) x the response $c(x)$ is defined by the cluster of x ; i.e., one uses an arbitrary question to represent the whole of each cluster and then assign this question as the output $c(x)$. We show how the energy distance can be used as a proxy for the test divergence TD in the next part.

Energy as Proxy In Figure 10, we show the relationship between the discrete energy distance and the test-divergence TD¹⁵ using the human explanations and GPT explanations to compute the energy. In particular, this illustrates the efficacy of energy as a proxy metric for TD when we only have easy access to textual data without test outcomes (e.g., as in long-form essay questions). Energy appears to exhibit a linear relationship when we split the data by AoA or POS.

¹⁴text-embedding-ada-002

¹⁵Here, TD is computed using the gold associations from WC large to ensure (human) explanations match the human test answers; i.e., TD becomes the error rate on WC large.