

Preserving Knowledge Invariance: Rethinking Robustness Evaluation of Open Information Extraction

Ji Qi¹, Chuchun Zhang², Xiaozhi Wang¹, Kaisheng Zeng¹, Jifan Yu¹
Jinxin Liu¹, Jiuding Sun¹, Yuxiang Chen¹, Lei Hou¹, Juanzi Li¹, Bin Xu^{1*}

¹Department of Computer Science and Technology, Tsinghua University

²University of International Business and Economics

qj20@mails.tsinghua.edu.cn, 202025003@uibe.edu.cn

Abstract

The robustness to distribution changes ensures that NLP models can be successfully applied in the realistic world, especially for information extraction tasks. However, most prior evaluation benchmarks have been devoted to validating pairwise matching correctness, ignoring the crucial measurement of robustness. In this paper, we present the first benchmark that simulates the evaluation of open information extraction models in the real world, where the syntactic and expressive distributions under the same knowledge meaning may drift variously. We design and annotate a large-scale testbed in which each example is a knowledge-invariant clique that consists of sentences with structured knowledge of the same meaning but with different syntactic and expressive forms. By further elaborating the robustness metric, a model is judged to be robust if its performance is consistently accurate on the overall cliques. We perform experiments on typical models published in the last decade as well as a popular large language model, the results show that the existing successful models exhibit a frustrating degradation, with a maximum drop of 23.43 F1 score. Our resources and code will be publicly available.

1 Introduction

Open Information Extraction (OpenIE) aims to extract n -ary knowledge tuples $\{(a_1, p, a_2, \dots, a_n)\}$ consisting of elements of n arguments and one predicate from the natural text in a domain-independent manner, which has been served as the backbone to benefit NLP applications for many years (Liu et al., 2021; Pei et al., 2022).

Due to the flexible forms, the evaluation of OpenIE is a non-trivial problem, which facilitates the development of the task. Early studies (Stanovsky and Dagan, 2016; Zhan and Zhao, 2020) measure the performance of extractions based on the lexical matching of syntactic heads between elements.

*Corresponding author: xubin@tsinghua.edu.cn

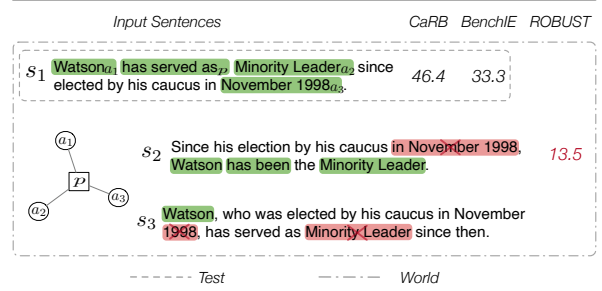


Figure 1: Extraction results of OpenIE6 for three semantically equivalent sentences from CaRB and ROBUST. The proposed benchmark ROBUST computes the robustness score on a clique of sentences.

To tackle the overly lenient metric, subsequent approaches (Lechelle et al., 2019; Bhardwaj et al., 2019; Gashteovski et al., 2022) propose to use of exact matching between tokens for delicate evaluation. Among these benchmarks, CaRB (Bhardwaj et al., 2019) adopts the all-pair matching table to compute the tuple match scores between extractions, which has been considered the de facto standard for evaluation. Research including these efforts has been devoted to evaluating the pairwise matching correctness between model extractions and golden facts on a sentence.

However, the conventional evaluation benchmarks do not measure the robustness of models in the realistic open-world scenario, where the syntactic and expressive forms may vary under the same knowledge meaning (Qi et al., 2023). As shown in Figure 1, while the three sentences s_1, s_2, s_3 contain the same structured knowledge (a_1, p, a_2, a_3) , the state-of-the-art model OpenIE6 successfully extracts facts (in green color) on sentence s_1 , but fails to predict arguments (in red color) on the other sentences due to the syntactic and expression drifts. In this example, the sentence s_1 comes from CaRB which has a similar syntactic distribution to the training set, and existing benchmarks can only evaluate models on this limited target attributing it the

commendable scores (46.4/33.3), rather than on the other world samples. For accurate and faithful evaluation, we should measure the performance of models on sentences with various syntactic and expressive distributions under the same knowledge meaning (Zhong et al., 2022).

Nevertheless, it is not trivial to construct a benchmark that satisfies the aforementioned conditions of encompassing both knowledge invariance and distributional shift. First, manual annotation of parallel texts to maintain the same knowledge meaning with different syntactic and expressive forms may result in either too trivial or artificial. Second, it is difficult to build metric that measures the robustness as well as be compatible with existing benchmarks (e.g., (Bhardwaj et al., 2019; Gashteovski et al., 2022)) to ensure the comparability.

On the other hand, natural language paraphrasing is defined as producing sentences with different surface forms (syntactic and lexical) and conveying the same semantic meaning (Zhou and Bhat, 2021). Going beyond the pairwise correctness comparison, can we evaluate the robustness of models based on reliable paraphrases equipped with syntactic and expressive transformations?

In this paper, we introduce ROBUST, a **Robust OpenIE Benchmark with Ubiquitous Syntactic Transformations**, aiming to evaluate the robustness of OpenIE models. ROBUST is a large-scale human-annotated benchmark consisting of 1,272 robustness testing cliques, where each clique contains sentences with different syntactic and expressive variations while conveying the same underlying knowledge meaning, for a total of 4,971 sentences and 16,191 knowledge extractions. To obtain each clique, we first adopt a syntactically controllable paraphraser with diversified syntactic sampling and expressive filtering strategies to generate paraphrases for each sentence in CaRB. We then design a two-stage annotation pipeline to perform sentence correction and knowledge extraction for each individual paraphrase in cliques based on human experts. This data paradigm enables evaluation to go beyond pairwise matching to clique-wise comparisons. Upon the testbed structure, we calculate the robustness scores with respect to the worst performance within a clique and further analyze the performance variances on all cliques. This metric fairly reflects the robustness of models to distributional drifts and is also compatible with existing benchmarks calculated at one sentence magnitude.

To explore the robustness of existing models, we implement typical OpenIE systems published in the past decade. The experimental results show a dramatic degradation in model performance on ROBUST, with an average drop of 18 percentage points in F1 scores, indicating that the robustness of existing successful models is far from satisfactory. We then further analyze the correlation between the variances of the model performance and the divergences of the syntactic distances on the cliques. The results find that the variance grows as the syntactic distance increases, and models behaved similar variance on most of the cliques also demonstrates the inner consistency of our benchmark. In addition, we also evaluate the large-scale language model ChatGPT¹ for OpenIE. Experimental results demonstrate that ChatGPT achieves a remarkable performance that is compatible with the state-of-the-art model on CaRB (F1 score of 0.516 under the 10-shot setting), yet it still exhibits the robustness issue on ROBUST (F1 score of 0.275 under the 10-shot setting).

2 The ROBUST Benchmark

In this section, we describe the details of benchmark construction. The benchmark consists of cliques based on syntactically diverse paraphrase generation and human expert annotation to preserve the knowledge invariance and distributional variation, where both the syntactic transformations sampled from the real world and the human experience guarantee the naturalness. We also provide details of annotations and strategies in the Appendix.

2.1 Data Preparation

Paraphrase Generation Considering compatibility with previous benchmarks, we build our benchmark based on CaRB (Bhardwaj et al., 2019), which contains 1,272 sentences² of general domain originated from OIE2016 (Stanovsky and Dagan, 2016) with high-quality n-tuples annotations. To sufficient paraphrases, we adopt AESOP (Sun et al., 2021), a syntactically controllable paraphrasing model, which generates paraphrases by specifying pruned target syntactic trees that can be sampled diversely. The model used in our work is trained on a parallel annotated data with two-level target syntactic trees. During generation, we first col-

¹<https://chat.openai.com/>

²We remove 10 sentences that do not have extractions from the original data.

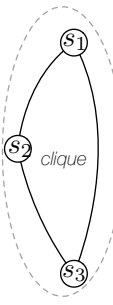
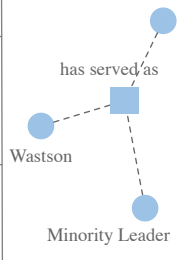
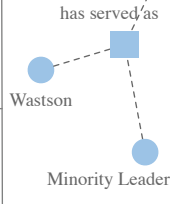

Sentence	Syntax	Knowledge	Extractions	CaRB	ROBUST
 <p>Watson has served as Minority Leader since elected by his caucus in November 1998.</p>	<pre> S / \ NP VP / \ / \ NNP VBZ VP </pre>	<p>in November 1998</p> 	<p><Watson, has served as, Minority Leader, in November 1998></p>	✓	✓
<p>Since his election by his caucus in November 1998, Watson has been the Minority Leader.</p>	<pre> S / \ PP VP / \ / \ IN NP , NNP VBZ VP </pre>	<p>has served as</p> 	<p><Watson, has been, Minority Leader, since his election by his caucus in November 1998></p>	✗	✓
<p>Watson, who was elected by his caucus in November 1998, has served as Minority Leader since then.</p>	<pre> S / \ VP NP / \ / \ VBZ VP NP SBAR , </pre>	<p>Minority Leader</p> 	<p><Watson, was elected by, his caucus in November 1998> <Watson, has served as, Minority Leader, since then></p>	✗	✓

Figure 2: An example of a robustness clique consisting of three sentences from ROBUST, where the sentences exhibit syntactic and expressive variants while preserving the same structured knowledge meaning. In contrast to conventional metrics, ROBUST measures the robustness score on a clique of all nodes.

lect a set of constituency parse pairs $\{(T_{s_i}^P, T_{t_i}^P)\}$ pruned at height 3 from the ParaNMT-50M (Wieting and Gimpel, 2018). And then for each sentence s with its constituency parse tree T , we obtain 2 most similar parses $\{(T_{s_i}^P, T_{s_2}^P)\}$ by calculating weighted ROUGE scores between parse strings and select 5 top-ranked parses from $\{T_{t_i}^P\}$ for each $T_{s_i}^P$ by a sampling with the distribution of $T_t^P \sim \frac{(\#T_{s_i}^P, T_t^P)}{\sum_j \#(T_{s_i}^P, T_{t_j}^P)}$. We thus generate 10 syntactically varying paraphrases for each sentence.

Diversified Expressive Filtering Though different syntactic trees are specified in the paraphrase generation, we find that there are still similar expressions in the generated sentences. Therefore, we further filter the paraphrases with a heuristic search strategy to maintain the most diverse ones. For each clique composed of multiple sentence nodes, including an original sentence and multiple paraphrases, we first calculate the BLEU scores (Papineni et al., 2002) between all pairs of nodes. We then repeat the following simple strategy on paraphrase nodes until reaching the maximum acceptable number to eliminate homogeneity: (1) find the pair of nodes with the largest score in the current clique; (2) remove a node if its length is less than $2/3$ of the original sentence, otherwise remove the node with the highest sum of scores with all other nodes. As depicted in Figure 1, the remaining sentences s_2 and s_3 exhibit distinct syntactic structures and expressions compared to the original sentence s_1 . The detailed process and examples are shown in Appendix A.2.2.

2.2 Annotation

For each paraphrase within the clique, we further design a two-stage annotation pipeline based on human experts to perform sentence correction and structured knowledge extraction. All annotators undergo training with tutorials to pass a final examination, and our batch-wise sampling checks ensure an annotation accuracy of over 90%. Detailed annotation including annotators, platforms and the quality checking can be found in Appendix A.1.

Paraphrase Annotation While automatically generated paraphrases present syntactic and expressive variants, the correctness of the sentences cannot be fully guaranteed. To ensure the quality of the sentences, we perform a thorough paraphrase annotation with three types of corrections:

- **Grammar Correcting:** Correct grammatical mistakes in sentences to ensure the fluency.
- **Phrase Replacing:** Replace the incorrect phrases in sentences to ensure the correctness.
- **Sentence Rewriting:** Rewrite the entire sentence if it has a semantic difference from the original sentence.

All the operations are asked to keep the difference in expression from the original sentence. Based on the above paradigm, all paraphrases are guaranteed to differ from the original sentence in expression form, while retaining the same semantic meaning. As shown in Figure 2, the three sentences in the first column exhibit different syntactic and expressive forms. Detailed annotation process is available in Appendix A.1.1.

Benchmark	#Sent.	#Extr.	#Cliques	Source
OIE2016	3,200	10,359	–	WSJ, Wiki
Re-OIE2016	600	–	–	OIE2016
CaRB	1,272	5,262	–	OIE2016
BenchIE	300	136,357	–	CaRB _{part}
ROBUST	4,971	16,191	1,272	CaRB _{full}

Table 1: Quantitative statistics of ROBUST. (Sent.: sentence, Extr.: extraction)

Knowledge Annotation In the second stage, we leverage human experts to annotate N-ary knowledge tuples on the paraphrases finished in the first stage. We design a guideline involving an iterative process to instruct annotators in extracting all possible facts from a sentence. By referring to the annotation of CaRB, in each iteration, we also divide the task of annotating into three steps: (1) recognizing the predicate, (2) finding the arguments for that predicate, and (3) optionally obtaining the time and location arguments for the tuple if possible.

In particular, we distribute the complete clique to individual annotators to obtain extractions with the same structured knowledge meaning. This annotation process ensures the characteristics in CaRB (i.e. Completeness, Assertedness, Informativeness, and Atomicity), while maintaining consistency with the underlying knowledge. As illustrated in the fourth column of Figure 2, the extractions from different sentences correspond to the same structured underlying knowledge. Detailed annotation process is available in Appendix A.1.2.

3 Data Analysis

To understand the general characteristics of ROBUST, we provide quantitative statistics at different granularities in comparison to previous benchmarks. In contrast to the traditional analysis on words and sentences, we further investigate the syntactic phenomena on cliques to explain the robustness evaluation.

3.1 Data Statistics

Table 1 shows the quantitative statistics of ROBUST and representative OpenIE benchmarks, including OIE2016 (Stanovsky and Dagan, 2016), Re-OIE2016 (Zhan and Zhao, 2020), CaRB (Bhardwaj et al., 2019) and BenchIE (Gashteovski et al., 2022). In comparison with the conventional dataset, ROBUST provides the largest number of human-annotated high-quality sentences. Meanwhile,

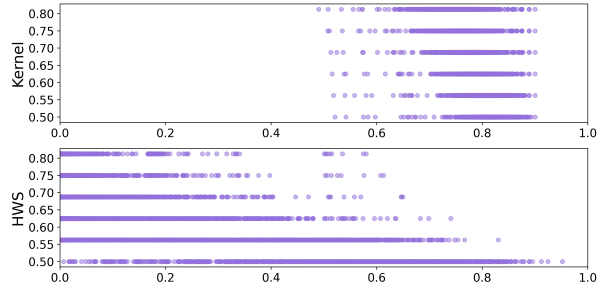


Figure 3: The average syntactic distances/similarity in each individual clique calculated using HWS distance and Convolutional Tree Kernels, where x-axis refers to the hierarchical discounting weights for two algorithms.

based on the annotation paradigm, ROBUST raises a new data structure, the clique, which establishes the interconnection of sentences with underlying knowledge. The averaged number of sentences per clique is 3.877.

In addition, we find that previous benchmarks completely originate from OIE2016 based on Wiki and newswires, potentially leading to distribution bias to similar training corpus, especially for pre-trained language models (e.g. BERT (Devlin et al., 2019)) trained on the general corpora. ROBUST mitigates this bias by extending syntactic and expressive distributions to realistic scenarios. We further compute the vocabulary sizes for CaRB and ROBUST, resulting in 7648 and 7981, respectively, demonstrating that our natural annotations do not introduce many rare words.

3.2 Syntactic Analysis

The proposed benchmark measures the robustness of models to the drifts of linguistic observations. Therefore, the syntactic divergence in clique is the key to ensure robustness evaluation. We provide a thorough syntactic analysis on cliques to investigate the divergence.

Metrics of Syntactic Correlation In order to analyze the syntactic divergence in the clique, we need a metric to measure the syntactic correlation between two sentences. A fast and effective algorithm is the HWS distance proposed in (Qi et al., 2023), which calculates the syntactic tree distance between two sentences based on a hierarchically weighted matching strategy, where smaller weights imply a greater focus on the comparison of skeletons. The value domain of this is $[0, 1]$, where 1 indicates the farthest distance. However, we find that their method may lead to the overcounting

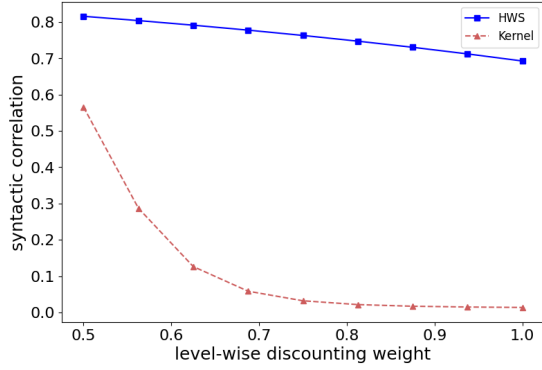


Figure 4: The average syntactic distance/similarity over all cliques with the hierarchical discounting weights. Cliques containing only one point will be a line with a value of 0 or 1.

problem for repeated consecutive spans³. We revise the original algorithm to solve the problem while maintaining the efficiency. The details of revised algorithm is shown in Appendix A.2.1 for ease of use.

We additionally implement the algorithm of Convolutional Tree Kernel (CTK) similarity proposed in (Collins and Duffy, 2001) to fairly illustrate the syntactic phenomenon. In contrast to distance, it measures the similarity between a pair of tree structures by counting the number of tree fragments they share. The value domain of this algorithm is also $[0, 1]$, where 1 means the maximum similarity.

Intra-clique Syntactically Analysis To exhaustively investigate the syntactic divergence on cliques, we calculate the average syntactic distance/similarity in the each individual clique based on the algorithms described above. The result is shown in Figure 3, where the x-axis and y-axis are the output and hierarchical discounting weights of two algorithms, respectively.

Overall, we observe that the values of syntactic distance and syntactic similarity are mainly scattered between $[0.6, 0.9]$ and $[0.0, 0.7]$, respectively, indicating that most of the cliques exhibit significant syntactic discrepancies. Another notable observation is that the distribution of the HWS scatter representing the distance is closer to 1 as the discount weight decreases, suggesting that the differences in syntactic skeletons are more significant in ROBUST.

³For two strings $s_1s_3s_4$ and $s_1s_2s_1$ with consecutive span s_1 in common (e.g. $SVPNP$ and $SVPNPVP$), the resulting distance may increase with the repetition of span s_1 .

Inter-cliques Syntactically Analysis Going beyond the individual clique, we further explore the syntactic divergence over all cliques. As shown in Figure 4, we average the mean of clique-wise syntactic distance/similarity on all cliques, based on the linearly increased discounting weights. We find that the average similarity of syntactic trees on ROBUST decreases rapidly as the discounted weight of the algorithm increases. Considering that increasing the weights implies a reduced focus on the low-level tree fragments, this result suggests that ROBUST involves prominent variability in the high-level skeleton of syntactic trees.

4 Experiments

In this section, we explore the robustness of existing successful OpenIE systems and further analyze the impact of different model architectures on robustness. We first introduce the proposed ROBUST metric, which calculate the robustness performance on a clique, and then extensively evaluate 6 typical models from three major categories and a large language model ChatGPT. Furthermore, based on the clique structure, we analyze the correlation between the variances of the model performance and the syntactic divergences on cliques.

4.1 Evaluation Metrics

The existing widely used CaRB scorer computes pairwise matching scores based on extractions on a sentence. Though accurate, it has rather limitations. We extend this scorer on cliques to calculate the robustness scores.

The CaRB Metric To evaluate the correctness of system tuples, CaRB first create a all-pair matching table, with each column as system tuple and each row as gold tuple and compute precision and recall scores in each cell. Then, it computes the overall recall R by averaging the maximum values of all rows, and computes the overall precision P by averaging the one to one precisions between system tuples and gold tuples in the order of best match score to worst. Finally the overall F_1 is computed with R and P .

The ROBUST Metric An OpenIE system is considered robust if it behaves consistently on sentences with the same underlying knowledge meaning but differing syntactic and expressive variations, indicating the preservation of knowledge invari-

		OpenIE4	ClauseIE	OpenIE5	RnnOIE	SpanOIE	OpenIE6
P	CaRB	61.0	41.66	57.39	49.26	31.31	60.86
	ROBUST	38.63	23.97	33.95	26.15	18.98	37.46
	Δ	$\downarrow 22.37$	$\downarrow 17.69$	$\downarrow 23.43$	$\downarrow 23.11$	$\downarrow 12.33$	$\downarrow 23.4$
R	CaRB	48.25	50.16	47.48	49.46	42.21	50.54
	ROBUST	30.14	38.58	30.88	32.52	27.94	34.25
	Δ	$\downarrow 18.11$	$\downarrow 11.58$	$\downarrow 16.60$	$\downarrow 16.94$	$\downarrow 14.27$	$\downarrow 16.29$
F_1	CaRB	53.88	45.51	51.97	49.36	35.95	55.22
	ROBUST	33.86	29.57	32.34	28.99	22.60	35.78
	Δ	$\downarrow 20.02$	$\downarrow 15.94$	$\downarrow 19.63$	$\downarrow 20.37$	$\downarrow 13.35$	$\downarrow 19.44$

Table 2: The performance of typical OpenIE systems on CaRB and ROBUST benchmarks. The row Δ represents the difference between CaRB score and ROBUST score (\downarrow means the degradation from CaRB). **Bold numbers** refers to the highest score per metric or highest difference per row (i.e. highest Δ for P , R and F_1).

ance. Therefore, we naturally calculate the robustness scores of a model on each clique.

Given a clique including k sentences $\mathcal{C} = \{s_1, \dots, s_k\}$ in ROBUST, we first calculate the $P/R/F_1$ scores of model on each sentence, and then select the scores from a sentence with the worst F_1 as the ultimate robustness scores $P^{robust}/R^{robust}/F_1^{robust}$. As mentioned above, we can compute the pair-wise $P/R/F_1$ scores based on the CaRB scorer.

It is noteworthy that the ROBUST evaluation metric is compatible with existing benchmarks because we calculate on the order of magnitude of one sentence, and we can directly compare our robustness scores with CaRB and others.

4.2 Evaluation Models

To exhaustively evaluate the robustness of existing paradigms, we select 6 typical OpenIE approaches from 3 categories. (1) **Rule-based models**, which adopt linguistic patterns to identify knowledge facts, including *OpenIE4* (Christensen et al., 2011), *ClauseIE* (Del Corro and Gemulla, 2013), and *OpenIE5* (Saha et al., 2017, 2018). (2) **Independent NN-based models**, that train neural networks from scratch with designed architecture, including *RnnOIE* (Stanovsky et al., 2018) and *SpanOIE* (Zhan and Zhao, 2020). (3) **PLM-based models**, that rely on a pretrained language model usually trained on a large-scale text corpus, including *OpenIE6* (Kolluru et al., 2020a) which introduces a novel iterative grid labeling architecture, which treats OpenIE as a 2-D grid labeling task to produce extractions gradually based on BERT.

We also evaluate the OpenIE performance of ChatGPT. We use the python API interface of gpt-3.5-turbo version⁴ for all experiments. We perform few-shot experiments with manually constructed prompts and sampled demonstrations for CaRB and ROBUST benchmarks. The prompt template is available in Appendix A.3.

4.3 Major Results

4.3.1 Results on Typical OIE Models

We run the source code of all these baselines on both CaRB and ROBUST to produce the conventional and robustness scores. The experimental results are shown in Table 2, where the ROBUST scores are averaged on all cliques in the dataset. Note that while the ROBUST scores are computed in a different environment than CaRB, it offers a fair comparison due to the calculation manner. In the Table 2, we can see that existing OpenIE systems exhibit a significant performance drop on ROBUST across the board. The averaged degradation of scores on ROBUST in comparison with CaRB is 20 percentage points for precision, 15 percentage points for recall, and 18 percentage points for the F_1 score. Arguably, it demonstrates that the studies on the robustness of existing OpenIE models are far from complete, as the overly idealized evaluations drive models to accurately match constant expressions.

For the concrete comparison of specific model structures, we find that the *SpanOIE* model maintains a small decrease in the overall 3 types of scores compared to the other models, implying rel-

⁴the experimental period is 2023.04.01–2023.05.16.

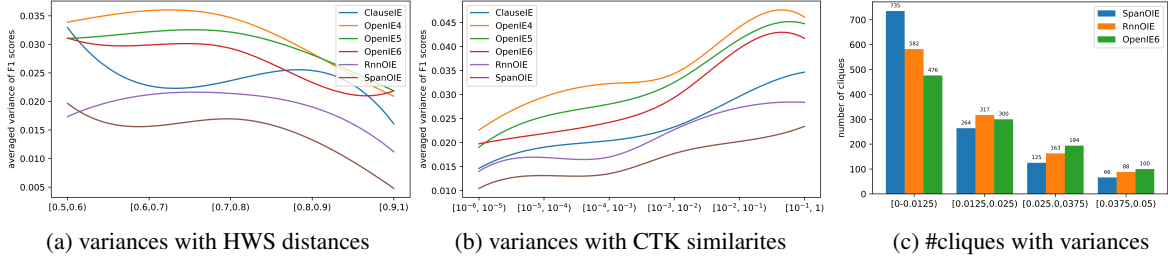


Figure 5: (a) The variance of F_1 scores with the values HWS distance. (b) The variance of F_1 scores with the values of Convolutional Tree Kernel similarity. The both correlation values are divided into several intervals to avoid abnormal values. (c) The distribution of the number of cliques with the variance of F_1 scores in each clique.

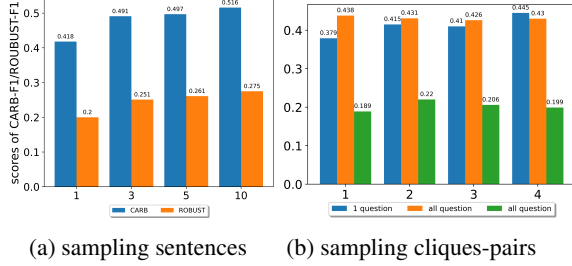


Figure 6: ChatGPT performance on CaRB/ROBUST. (a) The averaged F_1/F_1^{robust} scores on CaRB/ROBUST by randomly sampling demonstrations in CaRB. (b) The averaged F_1/F_1^{robust} scores on ROBUST by randomly sampling 100 clique-pairs and specifying demonstrations and question from different cliques in each pair.

atively stronger robustness the syntactic and expressive drifts. This result suggests that the extraction strategy of *SpanOIE*, which starts from the enumerate geometric span perspective is, to some extent, independent of the distributional drifts. Therefore, it is less likely to be affected by the transformation perturbations.

4.3.2 Results on ChatGPT

We first evaluate the OpenIE abilities of ChatGPT on CaRB and ROBUST. We randomly sample 1/3/5/10 sentences with golden extractions in CaRB as demonstrations for different few-shot settings, and manually construct prompt template incorporating the demonstrations to ask ChatGPT to extract on all sentences except the demonstrations. We calculate the averaged F_1 and F_1^{robust} on CaRB and ROBUST, respectively. The results are shown in Figure 6a. We find that ChatGPT exhibits a remarkable capability on CaRB, where it achieves 0.516 F_1 score with 10 demonstrations that is compatible with the result of *OpenIE6*. However, ChatGPT still suffers from the robustness problem, where the F_1^{robust} degrades to 0.275 on ROBUST.

We then evaluate the ChatGPT performance with

the diversified demonstrations selection strategy on ROBUST. We first randomly sample a 100 pairs of cliques $\{(\mathcal{C}_1^i, \mathcal{C}_2^i) | i = 1, \dots, 100\}$ in ROBUST. Then for each pair, we select 1/2/3/4 examples in clique \mathcal{C}_1^i as demonstrations for different few-shot settings, and select one or all sentences in \mathcal{C}_2^i as question(s) to calculate the F_1 -score (i.e., score on one question or averaged score on all questions) and F_1^{robust} (i.e., robustness score on all questions). The results are shown in Figure 6b. Through the results we can see that the correctness and robustness of ChatGPT can be improved by giving more diversified demonstrations. More analysis of the effect of syntactic correlation between demonstrations and questions on are shown in Appendix 4.3.2.

4.4 Detailed Analysis

We further explore the consistency and discrepancy of model performance on different cliques and analyze the correlation between model robustness and the syntactic divergence in cliques to figure out the keys to robust training and robustness evaluating.

How does the syntactic divergence affect the model robustness?

In the data analysis, we have shown that the cliques in ROBUST exhibit various syntactic transformations, which enables us to investigate the model performance with different syntactic changes. Concretely, we calculate the HWS distance and CTK similarity on all cliques to serve as the evidence of syntactic correlations, and the variance of F_1 scores to show the discrepancy of model performance on cliques. To avoid the impact of abnormal samples, we further divide the correlation values into several intervals and compute the average variance value in each corresponding intervals. The result is shown in Figure 5.

In the Figure 5a, we can observe the trend that the variance of model performance on cliques of all models decrease as the averaged syntactic distance

increase, and the models tend to perform consistently poorly with the larger syntactic divergence of cliques. A likewise phenomenon is also shown in Figure 5b, that the models exhibit a lower variance of F_1 scores with consistently poor performance when the similarities become smaller. While the variances with the syntactic correlations only reflects the performance consistency on cliques, we further explore the distribution of the variances of F_1 scores for OpenIE models.

How does variances of model performance distribute over cliques? We further investigate the distribution of the variances of model performance to show the inter consistency of cliques. Corresponding to the conclusion in the main experiment, we report the result for three typical models *Rn-nOIE*, *SpanOIE*, and *OpenIE6*, with the largest performance drop, the smallest performance drop, and the best performance, respectively. We compute the variance of F_1 scores and divide the values into 4 intervals, and the result is shown in Figure 5c.

As a result, we find that the number of cliques with relatively small variances dominates the distribution, which implies the robustness cliques are mainly consistent with each other. This suggests us to build a simple but effective evaluation set for robustness validation. It is also shown that for models (e.g., *SpanOIE*) with small decreases in robustness but already poor performance, the proportion of cliques with small variance is larger, which verifies our previous conclusion that the variance decreases with increasing syntactic dispersion.

In addition, we sampled our dataset in intervals of 100 according to the number of cliques to construct 11 subsets, and then calculated the correlation coefficients between the number of cliques and variance of F_1 scores based on the *OpenIE6*. The result is -0.14807668 , indicating there is a weak correlation between these two factors.

5 Related Work

OpenIE Approaches. The OpenIE task was first proposed by (Banko et al., 2007) and is a fundamental NLP task with a long history. Earlier models focused on statistical or rule-based methods to handle this task (Christensen et al., 2011; Schmitz et al., 2012; Del Corro and Gemulla, 2013; Angeli et al., 2015; Pal et al., 2016; Saha et al., 2017, 2018). Recently, with the rapid development of deep representation learning, many supervised neural models have been proposed for OpenIE. These

approaches could be roughly classified into two lines: 1. *Sequence Labeling-based* models. *Rn-nOIE* (Stanovsky et al., 2018) applies a BiLSTM transducer, extending deep Semantic Role Labeling models to extract OpenIE tuples. *SenseOIE* (Roy et al., 2019) leverages an ensemble of multiple unsupervised OpenIE systems’ outputs and the lexical and syntactic information to improve performance. *SpanRel* (Jiang et al., 2020) represents the OpenIE task in a single format consisting of spans and relations between spans. *SpanOIE* (Zhan and Zhao, 2020) first predicts the potential candidate relation spans and classifies all possible spans of the sentence as subject or object for each relation span. *Multi²OIE* (Ro et al., 2020) first predicts all relational arguments by BERT, and then predicts the subject and object arguments associated with each relation using multi-headed attention. *OpenIE6* (Kolluru et al., 2020a) provides an iterative grid labeling architecture, which treats OpenIE as a 2-D grid labeling task. 2. *Sequence Generative* models. *Neural Open IE* (Cui et al., 2018) and *Logician* (Sun et al., 2018) generate OpenIE extractions by a seq2seq paradigm. *IMoJIE* (Kolluru et al., 2020b) leverages a BERT-based encoder and generates the next extraction which is fully conditioned on the extractions produced so far.

OpenIE Benchmarks. Several benchmark datasets have been proposed to evaluate existing OpenIE approaches automatically. *OIE2016* (Stanovsky and Dagan, 2016) developed a method to create a large-scale OpenIE dataset using QA-SRL annotations (He et al., 2015) which was found to be noisy with missing extractions. After that, *CaRB* (Bhardwaj et al., 2019) and *Re-OIE2016* (Zhan and Zhao, 2020) re-annotated the corpus to improve the quality of the dataset for more accurate evaluation. *Wire57* (Lechelle et al., 2019) provided high-quality expert annotations, but the size is too small to serve as a comprehensive test dataset with only 57 sentences. *DocOIE* (Dong et al., 2021) argued that in reality a sentence usually exists as part of a document rather than standalone; the contextual information can help models understand it better and annotate a document-level OpenIE dataset. *LSOIE* (Solawetz and Larson, 2021) was built by converting the QA-SRL BANK 2.0 dataset (FitzGerald et al., 2018) to OpenIE which had a significant improvement over previous work in terms of data quantity. *BenchIE* (Gashteovski et al., 2022)

created a fact-based benchmark and framework for multi-faceted comprehensive evaluation of OpenIE models in the multi-lingual setting.

Despite the widespread interest in these benchmarks and the related OpenIE approaches provides promising results. However, the traditional peer-to-peer matching-based evaluation can not measure the robustness of those approaches, where the syntax and expression may be various with underlying meaning (Qi et al., 2023). This work significantly fills the gap between traditional metrics and missed robustness evaluation for OpenIE, and calls for more efforts in this research area.

6 Conclusion and Future Work

In this work, we build ROBUST, the first large-scale human-annotated benchmark consisting of 1,272 robustness testing cliques, where each clique contains syntactic and expressive different sentences with the same underlying structured knowledge, for a total of 4,971 sentences and 16,191 extractions. We begin with preparing the expressional diverse sentences by adopting a syntactically controllable paraphraser and diversified expressive filtering strategy to ensure the syntactical and expressional divergence, and then design a two-stage annotation pipeline to manually create a high-quality resource including knowledge-invariant robustness cliques with syntactic and expressive transformations. We then conduct a thorough syntactically analysis to demonstrate the robustness and consistency with the real-world setting. In the experiment, we introduce the robustness evaluation metric for OpenIE models and use this metric to explore the robustness of existing successful models. Experimental results on 6 typical baselines show that the robustness ability of OpenIE models is far from satisfied, and suggest that future research should pay more attention to the model construction and evaluation involving robustness ability.

7 Limitations

We have presented a dataset with metrics to evaluate the robustness of OpenIE models in this paper. However, there still several limitations that we need to be improve in further study. First, there are a few studies explore the pre-trained language models to perform zero-shot information extraction with advantages. As lack of the open source code we have not demonstrate the robustness performance on these zero-shot models. Second, we

think the robustness problem is generally exists in the NLP community, we remain the extensive study of robustness examination for more domain and models in the future works.

8 Ethic Consideration

There are two major considerations for conducting the evaluation on our proposed new benchmark. First, the source sentences are selected as same as CaRB, the original dev and test splits of OIE2016 in the open domain source of Wall Street Journal text and Wikipedia. All these data files are leveraged for the research purpose and the result will be publicly available. Second, the annotators in this research are paid a salary higher than the market average and further allowed to choose a flexible working time for human rights.

References

- Gabor Angeli, Melvin Jose Johnson Premkumar, and Christopher D Manning. 2015. Leveraging linguistic structure for open domain information extraction. In *Proceedings of the 53rd Annual Meeting of the Association for Computational Linguistics and the 7th International Joint Conference on Natural Language Processing (Volume 1: Long Papers)*, pages 344–354.
- Michele Banko, Michael J Cafarella, Stephen Soderland, Matt Broadhead, and Oren Etzioni. 2007. Open information extraction from the web. In *IN IJCAI*.
- Sangnie Bhardwaj, Samarth Aggarwal, and Mausam Mausam. 2019. [Carb: A crowdsourced benchmark for open ie](#). In *Proceedings of the 2019 Conference on Empirical Methods in Natural Language Processing and the 9th International Joint Conference on Natural Language Processing (EMNLP-IJCNLP)*, pages 6262–6267.
- Janara Christensen, Stephen Soderland, and Oren Etzioni. 2011. An analysis of open information extraction based on semantic role labeling. In *Proceedings of the sixth international conference on Knowledge capture*, pages 113–120.
- Michael Collins and Nigel Duffy. 2001. Convolution kernels for natural language. *Advances in neural information processing systems*, 14.
- Lei Cui, Furu Wei, and Ming Zhou. 2018. Neural open information extraction. In *Proceedings of the 56th Annual Meeting of the Association for Computational Linguistics (Volume 2: Short Papers)*, pages 407–413.
- Luciano Del Corro and Rainer Gemulla. 2013. Clausie: clause-based open information extraction. In *Proceedings of the 22nd international conference on World Wide Web*, pages 355–366.

- Jacob Devlin, Ming-Wei Chang, Kenton Lee, and Kristina Toutanova. 2019. [BERT: Pre-training of deep bidirectional transformers for language understanding](#). In *Proceedings of the 2019 Conference of the North American Chapter of the Association for Computational Linguistics: Human Language Technologies, Volume 1 (Long and Short Papers)*.
- Kuicai Dong, Zhao Yilin, Aixin Sun, Jung-jae Kim, and Xiaoli Li. 2021. Docoie: A document-level context-aware dataset for openie. In *Findings of the Association for Computational Linguistics: ACL-IJCNLP 2021*, pages 2377–2389.
- Nicholas FitzGerald, Julian Michael, Luheng He, and Luke Zettlemoyer. 2018. [Large-scale QA-SRL parsing](#). In *Proceedings of the 56th Annual Meeting of the Association for Computational Linguistics (Volume 1: Long Papers)*, pages 2051–2060, Melbourne, Australia. Association for Computational Linguistics.
- Kiril Gashteovski, Mingying Yu, Bhushan Kotnis, Carolin Lawrence, Mathias Niepert, and Goran Glavaš. 2022. [BenchIE: A framework for multi-faceted fact-based open information extraction evaluation](#). In *Proceedings of the 60th Annual Meeting of the Association for Computational Linguistics (Volume 1: Long Papers)*, pages 4472–4490, Dublin, Ireland. Association for Computational Linguistics.
- Luheng He, Mike Lewis, and Luke Zettlemoyer. 2015. Question-answer driven semantic role labeling: Using natural language to annotate natural language. In *Proceedings of the 2015 conference on empirical methods in natural language processing*, pages 643–653.
- Zhengbao Jiang, Wei Xu, Jun Araki, and Graham Neubig. 2020. Generalizing natural language analysis through span-relation representations. In *Proceedings of the 58th Annual Meeting of the Association for Computational Linguistics*, pages 2120–2133.
- Keshav Kolluru, Vaibhav Adlakha, Samarth Aggarwal, Soumen Chakrabarti, et al. 2020a. Openie6: Iterative grid labeling and coordination analysis for open information extraction. In *Proceedings of the 2020 Conference on Empirical Methods in Natural Language Processing (EMNLP)*, pages 3748–3761.
- Keshav Kolluru, Samarth Aggarwal, Vipul Rathore, Soumen Chakrabarti, et al. 2020b. Imojie: Iterative memory-based joint open information extraction. In *Proceedings of the 58th Annual Meeting of the Association for Computational Linguistics*, pages 5871–5886.
- William Lechelle, Fabrizio Gotti, and Phillippe Langlais. 2019. [WiRe57 : A fine-grained benchmark for open information extraction](#). In *Proceedings of the 13th Linguistic Annotation Workshop*, pages 6–15, Florence, Italy. Association for Computational Linguistics.
- Ruibo Liu, Guoqing Zheng, Shashank Gupta, Radhika Gaonkar, Chongyang Gao, Soroush Vosoughi, Milad Shokouhi, and Ahmed Hassan Awadallah. 2021. Knowledge infused decoding. In *International Conference on Learning Representations*.
- Harinder Pal et al. 2016. Demonyms and compound relational nouns in nominal open ie. In *Proceedings of the 5th Workshop on Automated Knowledge Base Construction*, pages 35–39.
- Kishore Papineni, Salim Roukos, Todd Ward, and Wei-Jing Zhu. 2002. Bleu: a method for automatic evaluation of machine translation. In *Proceedings of the 40th annual meeting of the Association for Computational Linguistics*, pages 311–318.
- Kevin Pei, Ishan Jindal, Kevin Chen-Chuan Chang, Chengxiang Zhai, and Yunyao Li. 2022. When to use what: An in-depth comparative empirical analysis of openie systems for downstream applications. *arXiv preprint arXiv:2211.08228*.
- Ji Qi, Yuxiang Chen, Lei Hou, Juanzi Li, and Bin Xu. 2023. [Syntactically robust training on partially-observed data for open information extraction](#). *arXiv preprint arXiv: 2301.06841*.
- Youngbin Ro, Yukyung Lee, and Pilsung Kang. 2020. [Multi^2OIE: Multilingual open information extraction based on multi-head attention with BERT](#). In *Findings of the Association for Computational Linguistics: EMNLP 2020*, pages 1107–1117, Online. Association for Computational Linguistics.
- Arpita Roy, Youngja Park, Taesung Lee, and Shimei Pan. 2019. Supervising unsupervised open information extraction models. In *Proceedings of the 2019 Conference on Empirical Methods in Natural Language Processing and the 9th International Joint Conference on Natural Language Processing (EMNLP-IJCNLP)*, pages 728–737.
- Swarnadeep Saha, Harinder Pal, et al. 2017. Bootstrapping for numerical open ie. In *Proceedings of the 55th Annual Meeting of the Association for Computational Linguistics (Volume 2: Short Papers)*, pages 317–323.
- Swarnadeep Saha et al. 2018. Open information extraction from conjunctive sentences. In *Proceedings of the 27th International Conference on Computational Linguistics*, pages 2288–2299.
- Michael Schmitz, Stephen Soderland, Robert Bart, Oren Etzioni, et al. 2012. Open language learning for information extraction. In *Proceedings of the 2012 joint conference on empirical methods in natural language processing and computational natural language learning*, pages 523–534.
- Jacob Solawetz and Stefan Larson. 2021. Lsoie: A large-scale dataset for supervised open information extraction. In *Proceedings of the 16th Conference of the European Chapter of the Association for Computational Linguistics: Main Volume*, pages 2595–2600.

- Gabriel Stanovsky and Ido Dagan. 2016. Creating a large benchmark for open information extraction. In *Proceedings of the 2016 Conference on Empirical Methods in Natural Language Processing*, pages 2300–2305.
- Gabriel Stanovsky, Julian Michael, Luke Zettlemoyer, and Ido Dagan. 2018. Supervised open information extraction. In *Proceedings of the 2018 Conference of the North American Chapter of the Association for Computational Linguistics: Human Language Technologies, Volume 1 (Long Papers)*, pages 885–895.
- Jiao Sun, Xuezhe Ma, and Nanyun Peng. 2021. [Aesop: Paraphrase generation with adaptive syntactic control](#). In *Proceedings of the 2021 Conference on Empirical Methods in Natural Language Processing*.
- Mingming Sun, Xu Li, Xin Wang, Miao Fan, Yue Feng, and Ping Li. 2018. Logician: a unified end-to-end neural approach for open-domain information extraction. In *Proceedings of the Eleventh ACM International Conference on Web Search and Data Mining*, pages 556–564.
- John Wieting and Kevin Gimpel. 2018. [ParaNMT-50M: Pushing the limits of paraphrastic sentence embeddings with millions of machine translations](#). In *Proceedings of the 56th Annual Meeting of the Association for Computational Linguistics (Volume 1: Long Papers)*.
- Junlang Zhan and Hai Zhao. 2020. [Span model for open information extraction on accurate corpus](#). In *Proceedings of the AAAI Conference on Artificial Intelligence*.
- Victor Zhong, Weijia Shi, Wen-tau Yih, and Luke Zettlemoyer. 2022. Romqa: A benchmark for robust, multi-evidence, multi-answer question answering. *arXiv preprint arXiv:2210.14353*.
- Jianing Zhou and Suma Bhat. 2021. [Paraphrase generation: A survey of the state of the art](#). In *Proceedings of the 2021 Conference on Empirical Methods in Natural Language Processing*.

A Appendix

A.1 Annotation Details

We have the following detailed annotation information. **Who:** For Task1 and Task2, we employed two separate annotation teams consisting of 6 and 9 students respectively, who are all majoring in CS at universities. We ensured their professionalism through the tutorials and a final examination. **Where:** As both tasks are easy to read and write for annotators, we distributed the data directly without using a special annotation platform. **Quality:** We adopted a batched iterative annotation and evaluation process to ensure that the sampling accuracy is above 90%. **License:** We will release all annotation results under the CC BY-SA 4.0 license (free for research use).

A.1.1 Paraphrase Annotation Process

The goal of paraphrase annotation is to correct the automatically generated sentences from the models based on human intelligence. Overall, we adopt an iterative step of combining human annotation paired with expert evaluation to ensure the accuracy and efficiency. In each iteration, at least 3 human workers who are fluent in English reading and writing annotate a batch of samples, and then two domain experts will check the annotation results on a random sample of 40% of the batch. The batch annotations will be accepted until the validation accuracy is greater than 90%. For the annotation of each paraphrase, the annotators are asked to correct the sentence with syntactic, phrasal or semantic-different mistakes against the original sentence.

A.1.2 N-tuples Annotation Process

We leverage the same iterative annotation strategy with the paraphrase annotation for OpenIE N-tuples annotation. In particular, we design an annotation flowchart for the workers according to the similar process in CaRB, by dividing the task into 4 steps: (1) identifying the relation, (2) identifying the arguments for that relation, and (3) optionally identifying the location and time attributes for the tuple. The same validation manner with the paraphrase annotation is adopted to reach each acceptable annotation batch.

Algorithm 1 HWS Distance

Input: Constituency parses T_1, T_2 of sentences s_1, s_2 , pruning height h , discount factor α

Output: Syntactic distance d between s_1, s_2

```

1: Get trees  $T_1^h, T_2^h$  pruned at height  $h$ , and their
   level-order traversal sequences  $q_1, q_2$ 
2: Initialize total length and count  $l = 0; m = 0$ 
3:  $A[i][1] = 1$  if  $q_1[i] == q_2[1], i = 1, \dots, q_1.len$ 
4:  $A[1][j] = 1$  if  $q_1[1] == q_2[j], j = 1, \dots, q_2.len$ 
5:  $J[1] = 1$  if  $q_1[1] == q_2[1], i = 1, \dots, q_1.len$ 
6:  $I[1] = 1$  if  $q_1[1] == q_2[j], j = 1, \dots, q_2.len$ 
7: for  $i = 2 \rightarrow q_1.len$  do
8:   for  $j = 2 \rightarrow q_2.len$  do
9:     if  $q_1[i] == q_2[j]$  then
10:      if  $A[i-1][j-1] \geq I[i] \ \&\& \ A[i-1][j-1] \geq J[j]$  then
11:         $A[i][j] = A[i-1][j-1] + 1$ 
12:         $I[i] = A[i-1][j-1] + 1$ 
13:         $J[i] = A[i-1][j-1] + 1$ 
14:      end if
15:    else
16:       $A[i][j] = 0$ 
17:      if  $A[i-1][j-1] > 1$  then
18:         $l = l + A[i-1][j-1] \times \alpha^m$ 
19:         $m++$ 
20:      end if
21:    end if
22:  end for
23: end for
24: if  $A[i][j] \geq 1$  then
25:    $l = l + A[i][j] \times \alpha^m$ 
26: end if
27: Return  $1 - l / \min(q_1.len, q_2.len)$ 

```

A.2 Algorithms Details

A.2.1 Hierarchically Weighted Syntactic Distance Algorithm (Revised)

The revised Hierarchically Weighted Syntactic Distance Algorithm (HWS distance) is shown in algorithm 1. We fix the over-counting problem for repeated consecutive spans while preserving the efficient with the same time complexity in the original work (Qi et al., 2023).

A.2.2 Diversified Filtering Process

We perform diversified filtering based on BLEU scores between all pairs of sentences in each set of generated paraphrases to maintain the most diverse paraphrases. For example, given the generated paraphrases following:

ori	In 1840, he was appointed to command his regiment, a post he held for nearly fourteen years.
p_1	1840, the regiment's commander, which he held for nearly 14 years.
p_2	In 1840 he took command of the regiment and held it for nearly 14 years.
p_3	When he was 14 years old, he became a member of the regiment.
p_4	1840, the command of the regiment, which he held for nearly 14 years.
p_5	The regiment, then, in 1840, the rank of captain, which he held for nearly 14 years.

Table 3: The original sentence ori with 5 paraphrases $p_1 \sim p_5$.

As shown in Figure 7, we first calculate the BLEU scores between all pairs of paraphrases (shown on the edges). We then find the two sentences p_1, p_4 with the maximum BLEU score. Because the lengths of these two sentences are larger than $2/3$ of the original sentence, we then calculate the summation of scores from each of them to all other sentences which results $sum(p_1, p_{/1}) = 136.9$ and $sum(p_4, p_{/4}) = 158.7$, and remove the sentence p_4 that has larger summation score. We repeat the strategy above to remove the sentence p_1 and obtain 3 expressively diverse paraphrases.

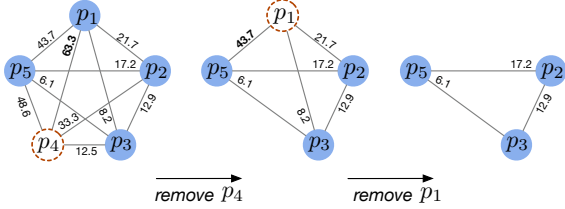


Figure 7: By performing the diversified filtering, 3 paraphrases p_2, p_3, p_5 is maintained.

A.3 Prompts and Analysis for ChatGPT

A.3.1 Prompt Design

We create prompt template for the task of OpenIE to query the ChatGPT. An example of 1-shot prompt is shown in Figure 8, where the highlighted demonstration and the variable $\langle \text{sentence} \rangle$ can be replaced with specified examples.

A.3.2 Performance with Syntactic Correlations

In this section, we further investigate the correlation between the model performance and syntactic distance of demonstrations and questions for ChatGPT model. We first randomly sample a set of 100 pairs of cliques $\{(C_1^i, C_2^i) | i = 1, \dots, 100\}$ in ROBUST. Then for each pair, we select all examples

prompt = "Open information extraction requires the extraction of all relations in the sentence, i.e., predicates, the subjects and objects corresponding to these relations, and the possible time and place thesis elements. For example, in the sentence: *Watson, who was elected by his caucus in November 1998, has served as Minority Leader since then.*

From this sentence, the following tuple can be extracted:
(was elected by, Watson, his caucus in November 1998);
(has served as, Watson, Minority Leader, since then)

In these tuples, we always put the predicate first, the second is the subject corresponding to the predicate, the third is the object corresponding to the predicate (if there is none, it is not labeled), and the last two are time and place in that order, which can be omitted if there is none.

Please follow the example above and extract all the relational tuples in the following sentence: $\langle \text{sentence} \rangle$

Please show the results in one line strictly in the form of the results above"

Figure 8: The 1-shot prompt to ChatGPT for the OpenIE task, where the $\langle \text{sentence} \rangle$ corresponding to the query sentence.

in clique C_1^i as demonstrations, select all sentences in C_2^i as questions to calculate the F_1^{robust} -score. For syntactic correlations, we first calculate the averaged value a_i between question i and all sentences in C_1 , and further calculate the average on (a_1, a_2, \dots) as final correlation on current clique-pairs. We divide the scores into several intervals and compute the average value in each corresponding interval to avoid abnormal values. The results based on both implementations of HWS distance and Tree Kernel similarity as the syntactic correlation are shown in Figure 9.

In the left figure of the result, we can see that the F_1^{robust} -score of the model gradually increases as the average syntactic similarity of the two cliques increases. The same observation is also shown in the right figure with the averaged syntactic distance between two cliques. This results suggest that ChatGPT is sensitive to the syntactic distribution between questions and demonstrations, and that giving demonstrations with similar syntactic distribution enhances the effectiveness of ChatGPT.

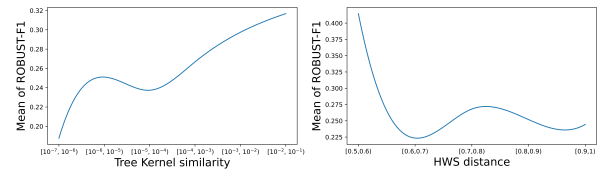


Figure 9: The F_1^{robust} scores of OpenIE6 model with syntactic correlations between clique-pairs.

	<i>Sentences & Extractions</i>	<i>CaRB</i>	<i>ROBUST</i>
<i>Clique₁</i>	<p>♦ They can be relieved only by changing that system, not by pouring Western money into it. —>(can be relieved, They) —> (by changing, They, that system) ♣ Only a change in the system, not an injection of Western money can relieve them. —> (Only a change in the system, can relieve, them) —> (An injection of Western money, cannot relieve, them) —> (the system, can be changed) ■ Instead of pouring money from the West, changing the system is the only way to relieve them. —> (Changing the system, is, the only way to relieve them) —> (Pouring money from the West, is not, the only way to relieve them) —> (Only a change in the system, can relieve, them) ♠ What can relieve them is only to change that system, not to put money from the West into it. —> (only to change that system, can relieve, them) —> (put money from the West into it, cannot relieve, them)</p>	/	/
OpenIE4	<p>♦ (can be relieved, They) ♣ (can relieve, Only a change in the system, not, them) ■ (is, changing the system, the only way to relieve them) ♠ (is, What can relieve them, only to change that system, not to put money from the West into it)</p>	0.486 0.378 0.553 0.119	0.119
SpanOIE	<p>♦ (can be relieved only by, They, changing that system), (can be relieved not by pouring), They, Western money into that system), (is of, money, the West) ♣ (can relieve, Only a change in the system, them.), (cannot relieve, An injection of Western money, them.), (can be changed, the system ■ (is, Changing the system, the only way to relieve them.), (is not, Pouring money from the West, the only way to relieve them.) ♠ (can relieve, only to change that system, them), (cannot relieve, put money from the West into it, them)</p>	0.597 0.414 0.359 0.157	0.157
OpenIE6	<p>♦ (They, can be relieved, only by changing that system) (They, only by changing, that system) ♣ (Only a change in the system , not, can relieve, them) ■ (changing the system, is, the only way to relieve them) ♠ (What can relieve them, only to change that system , not to put money from the West into it)</p>	0.48 0.421 0.533 0.334	0.334

Table 4: An error analysis for model predictions with the F_1/F_1^{robust} scores of two benchmarks.

A.4 Error Analysis for OIE Systems

We conduct error analysis for three typical OpenIE models OpenIE4, SpanOIE and OpenIE6 on a robustness clique. The model predictions with the CaRB and ROBUST scores are shown in Table 4

First of all, we can see that the sentences in the clique exhibit a significant syntactic and expressive divergence. It implies that the constructed data source satisfy the expectation. Second, we find all sentences in the current clique have more than one extraction, while the OpenIE4 and OpenIE6 models predict a the extractions insufficiently, which cause lower much lower recall. On the other hand, the SpanOIE model output predictions bt enumearte all possible geometric spans, which build sufficient outputs regardless of syntactic features. This architecture offers SpanOIE a consistent performance.