

Engineering and Experimentally Benchmarking Open Source MQTT Broker Implementations

Jasenka Dizdarević, Marc Michalke and Admela Jukan

Technische Universität Braunschweig

Braunschweig, Germany

{j.dizdarevic, m.michalke, a.jukan}@tu-bs.de

Abstract—The Message Queuing Telemetry Transport (MQTT) protocol is one of the most widely used IoT protocol solutions. In this work, we are especially interested in open-source MQTT Broker implementations (such as Mosquitto, EMQX, RabbitMQ, VerneMQ, and HiveMQ) and their performance in edge networks with various the parameters of network delay, variance and packet loss. To this end, we engineer a network testbed to experimentally benchmark the performance of these implementations in an edge computing context with constrained devices. In more detail, we engineer an automated deployment and orchestration of the containerized MQTT broker implementations, with support for deployment across either moderately powerful AMD64 devices, or more resource constrained ARM64 devices. The proposed MQTT implementations are evaluated in terms of performance offset response time and different payload sizes. Results showed that the hardware platform used as well as the message size, and the network parameters (latency, packet loss and jitter) have a significant impact on the resulting performance of various broker implementations. All results, software tools and code are fully reproducible and free and open source.

Index Terms—IoT communication protocols, MQTT Brokers, Benchmarking

I. INTRODUCTION

With the increasing expansion of Internet of Things (IoT) applications, a significant number of efforts has been centered around the establishment of effective communication patterns, choosing from various available standards, frameworks, and communication protocols. Over the past years, a number of application layer protocols, including Message Queuing Telemetry Transport (MQTT), Constrained Application Protocol (CoAP), Hypertext Transfer Protocol (HTTP), Extensible Messaging and Presence Protocol (XMPP), Advanced Message Queuing Protocol (AMQP), and Data Distribution Service (DDS), have found their use in IoT related system designs and solutions, without a single standard that could fit all scenarios.

The choice of an application layer communication protocol is particularly challenging when considering IoT edge/cloud computing systems, where previously deployed cloud services (e.g., communication protocol's broker/server instances) can be located at the edge to support latency-sensitive applications [1], [2]. Here, in addition to considering performance aspects among different protocol solutions, the wide set of available implementations for each protocol significantly impacts the understanding of their appropriate utilization. Despite its known shortcomings, such as limited scalability of centralized broker architectures or TCP based transport, MQTT

remains the currently most widely adopted publish/subscribe protocol. To us, of special interest are open-source MQTT broker implementations and their integration in edge network eco-systems. While multiple previous studies have addressed various aspects of MQTT performance from the theoretical and implementation perspective [3], as well as existing comparisons of different MQTT brokers, works that integrate various MQTT broker implementations experimentally in different network scenarios are few and far between. To the best of our knowledge, ours is the first paper to address this practically highly relevant method to performance analysis, especially in the edge networking context.

We focus on performance benchmarks of five well known open source MQTT broker implementations, including Mosquitto, EMQX, RabbitMQ, VerneMQ, and HiveMQ. To this end, we implement an open source network testbed with an automated execution of tests, which makes the entire environment easy to use, open to extensions and fully reproducible. The engineered testbed interoperates with various MQTT protocol frameworks, whose utilization can be of interest to both researchers and developers. We use two machine setups; a cluster of three virtual machines to measure the performance when typical AMD64 nodes are used, as well as a cluster of three Raspberry Pis to analyze the performance if these are replaced by less power-consuming ARM64 nodes. To compare the performance of different broker implementations, we leverage different testbed options for the configuration of its underlying network system, adjusting the parameters network delay, variance and packet loss. The broker performance is then benchmarked in terms of offset response time and message exchange latency for different payload sizes. The work is truly in progress, allowing us to analyze not only the performance, but also the choice of underlying hardware platform, such as whether the brokers are supported on different CPU architectures.

The rest of the paper is organized as follows. Section II presents the related work. Section III describes the testbed and its configurations. Experimental benchmarking tests and results are presented in Section IV. Section V concludes the paper and provides an outlook.

II. RELATED WORK

In the recent years, numerous efforts have been dedicated, by both the research community and the industry, to investigate

performance, evolution and utilization of the MQTT protocol, as it still remains one of the most widely adopted M2M/IoT protocol solutions. This includes various studies that evaluate and compare different MQTT broker implementations based on their key features [4]. Many efforts have also been directed towards different benchmarking and evaluation methodologies for comparison of MQTT broker performances in specific IoT scenarios [5]. Common evaluations also include analyzing one or more MQTT broker implementations alongside the frameworks of other IoT suitable communication protocols [6], [7]. Paper [8] compares the message delivery time for five implementations ActiveMQ, Bevywise MQTT, HiveMQ, Mosquitto and RabbitMQ, using a local deployment setup for the client side, while running the brokers in the cloud, reporting a very small difference in the obtained results. An extensive evaluation of popular message brokers with MQTT support comparing Mosquitto, ActiveMQ, HiveMQ, Bevywise, VerneMQ, and EMQX has been conducted in [9]. The study focused on two testing environments; a local setup and a proprietary cloud solution, with Mosquitto outperforming others for the most of the observed metrics. Paper [10] assesses the performance of Mosquitto and RabbitMQ in a Smart City scenario, showing the significant effect the choice of hardware platforms has on the performance. While there is no lack of studies of different aspects of MQTT communication in the cloud environments, particularly in terms of various whitepapers provided by broker vendors, there are far less results in the edge context. In [11], authors compare distributed MQTT brokers (EMQX, HiveMQ and VerneMQ) in terms of scalability, with all three showing satisfying results.

Similar to related works, we also focus on comparing commonly used open source MQTT broker implementations, but we focus on the choice of the solutions with official containerization support (whether on only AMD64 or both AMD64 and ARM64 nodes). In our case, we provide measurements within a network testbed (and not on cloud only, or local machines), which is a novel contribution.

III. TESTBED

Fig. 1 shows the reference network testbed that we engineered for experimental benchmarking of MQTT broker implementations. The hardware configuration of the testbed mainly consists of three Raspberry Pis (ARM Cortex A72, 8GB) and one server (Intel i9-10900X, 64GB), where we deploy three virtual machines (4vCPU, 8GB). We differentiate between two testbed setups, one in which MQTT brokers are deployed across moderately powerful AMD64 devices (VM setup) and the other one in which they are deployed across more resource constrained ARM64 devices (RPi setup). Furthermore, we employ a testing machine (Intel i5-6500, 16GB), and a Gigabit Ethernet switch through which all devices are interconnected. The operating systems include Ubuntu version 22.04.2 for the tester, Ubuntu 20.04.6 for all Raspberry Pis (ARM64) and VMs (AMD64), and Arch Linux for the server machine. It should be noted that we made use of a modified version of an open source network testbed from [12]. While the

original testbed design was engineered to benchmark serverless functions, we removed the serverless software framework and reused its existing network and hardware abstractions. In this way, the present implementation is independent and can be deployed and further developed as stand-alone open source MQTT broker testbed implementation.

Since the common way of deploying MQTT brokers is through containers, we deploy k3s - a lightweight Kubernetes distribution - as a container orchestrator on top of the operating system. Across the respectively used nodes (3 RPi or 3 VMs), a Kubernetes cluster is then formed with a single master node and two worker nodes which handles the deployment and lifecycle management of the brokers. As can be seen in Fig. 1, all five brokers have official container images with AMD64 support available which are deployed on our VM setup, while only three of them can be deployed on RPi setup. All nodes considered in each setup are connected through a Nebula¹ overlay network with established virtual interfaces. Finally, we have the tester device running a local container registry, testing tools and the test scheduler. The local container registry contains the stable container images of the MQTT brokers for the later deployment, while the main component of the tester - the test scheduler - is in charge of executing the different benchmarking tests. For creating the tests, we use an MQTT plugin for the JMeter load testing tool². The test scheduler is also in charge of orchestrating the testbed deployment, including the creation, provisioning and destruction of required VMs, the setup of the overlay network and the configuration of network parameters. Detailed instructions on the testbed's usage and deployment as well as running the various MQTT broker implementations over the VM or RPi setup are available on Github³. All results, software tools and code are fully reproducible and free and open source.

A. Broker implementations

Among the many MQTT broker options available, we opted for five open-source MQTT broker implementations written in different programming languages as depicted in Table I along with the officially supported protocol versions.

TABLE I
PROPOSED MQTT BROKER IMPLEMENTATIONS

Name	Language	ARM64	MQTT 3.1.1	MQTT 5.0
Mosquitto ⁴	C	supported	supported	supported
EMQX ⁵	Erlang	supported	supported	supported
RabbitMQ ⁶	Starlark	supported	supported	-
VerneMQ ⁷	Erlang	-	supported	supported
HiveMQ ⁸	Java	-	supported	supported

One of the selection criteria considered was the importance of ARM64 architecture support, which we consider a crucial feature for future edge computing scenarios due to its high

¹<https://github.com/slackhq/nebula>

²<https://github.com/emqx/mqtt-jmeter>

³https://github.com/michalke-it/benchmarking_os_mqtt_brokers_2023

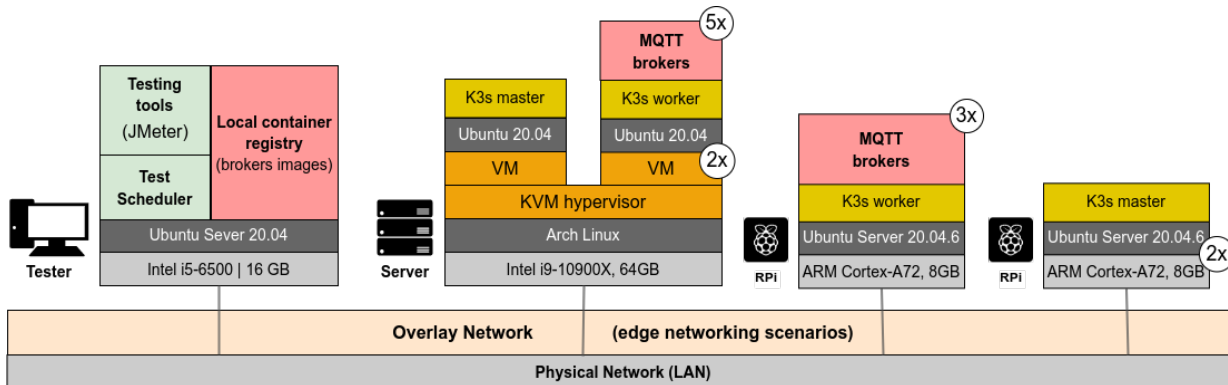


Fig. 1. Testbed for experimental benchmarking of MQTT broker implementations

power efficiency. For this reason we opted for brokers with official container images that support ARM64, which at the moment includes only three implementations. Namely, these are the most popular and widely used Mosquitto, the highly scalable EMQX, and RabbitMQ which was initially designed for the AMQP protocol but also supports MQTT. In addition, we benchmark two other implementations that have been used in distributed edge computing; HiveMQ and VerneMQ [11]. Mosquitto, EMQX and RabbitMQ are analyzed on the RPi setup, while all five brokers are analyzed on the VM setup..

B. Network configuration scenarios

When it comes to the edge computing context, there is an additional dimension to consider besides potentially different CPU architectures and capabilities of hardware platforms; the QoS impacted by the different network parameters between all nodes. To explore potential performance differences between the brokers when this factor is considered, we run our tests over different network configuration scenarios, designed to approximate real-world scenarios. To do so, we modify the latency, jitter and packet loss of the interconnections by applying the values to the virtual overlay network interfaces. The exact values for the whole system are listed in Table II, with each listed value representing the parameters that can be measured across the connection of any two nodes of the network, as well as the connection of the tester to any node. The values are defined based on the latency values measured in [13] for edge data centers and the scenarios defined in [12].

TABLE II
QoS PARAMETERS FOR NETWORK CONFIGURATIONS

Scenario	Latency (ms)	Variance (ms)	Packet Loss (%)
local	0	0	0
optimal	2.5	0.5	0.04
worst	6.25	1.25	0.1

According to these QoS parameters, we define three network scenarios in which the broker implementations will be benchmarked: local, optimal, and worst case. While the local scenario serves as a baseline without any additionally introduced latency, variance or packet loss, the optimal scenario

represents what we consider an achievable best-case scenario for an edge computing deployment with very low latency. The worst-case scenario on the other hand represents the highest latency that could occur before a cloud deployment would provide better service quality. It has to be noted that the listed parameters are applied per direction.

C. Testing

The testbed needs to be provided with configuration parameters specific to the infrastructure and tests. This is achieved through the customization of the *config.yml* file⁹ for the parameter configuration, as well as through population of the *performance-tests* folder with JMeter's test scripts. The important *config.yml* settings include:

- *repository*: our local container registry that hosts the broker images
- *ports*: the ports to be targeted for each test
- *tests*: the test(s) that should be ran in both setups (RP and VM)
- *devices*: the IP addresses and login names of the devices that form RP and VM setup
- *qos parameters*: specifies different latency, packet loss and jitter values for different network scenarios that are to be added to PM and VM network interfaces
- *software*: the software versioning (Nebula, k3s, etc.)
- *benchmark_ip*: the IP address and ports to run the benchmarking tests against

After provisioning all devices, the testbed waits for all deployments to complete and then proceeds to run JMeter's performance benchmarking tests. This procedure is then repeated for all the different sets of QoS parameters specified in the configuration while modifying the MQTT communication parameters (number of publisher and subscriber threads, topics, messages to be published, timeouts etc.) accordingly every time before the testing scripts are executed, to measure performance offset, response time and latencies for different message payload sizes. After configuration, the testbed waits or all deployments to complete and then we proceeds to run JMeter's benchmarking tests for performance, modifying

⁹https://github.com/michalke-it/benchmarking_os_mqtt_brokers_2023

MQTT communication parameters for testing scripts, which are to measure performance offset response time and latencies for different message payload sizes.

IV. EXPERIMENTAL BENCHMARKING

In this section, we describe the benchmarking tests conducted as well as the measurements obtained. We define two types of tests, one that measures the testbed performance offset and the other that measures the payload size response time in terms of latency. The latter is calculated for the MQTT publish/subscribe message exchange service, using MQTT protocol version 3.1.1. We calculate the latency as the time elapsed from sending a message from the MQTT publisher to the MQTT subscriber. As testing tool we use a JMeter MQTT plugin with customized test plans. We consider two hardware setups for each test, i.e., VM and RPi, for three different network scenarios, i.e., local, optimal and worst-case. In each test, we use one subscriber thread and adjust the number of publisher threads, with each publisher thread sending a single message to the target broker. The published messages are set to include timestamps, which are then subtracted from the corresponding timestamps on the subscriber side. Each test is repeated at least 10 times to minimize the potential margin of error and ensure reproducibility of the results.

A. Performance Offset

This initial measurement serves to evaluate the performance offset introduced when publishing a simple hello world string to the MQTT brokers deployed on the testbed. Here, we conduct two sets of measurements of the response time on the subscriber side. In the first set, we analyze broker implementations with official ARM64 container support (Mosquitto, EMQX and RabbitMQ). In the second set, we compare all five of the initially selected implementations (Mosquitto, EMQX, RabbitMQ, HiveMQ and VerneMQ). On the publisher side, we configure a utilization value of 100 threads, each sending the same message with an interval of 250ms. The QoS of both, i.e., the subscriber and the publisher, is set to the reliable level 1, guaranteeing a successful message transfer to the broker. It should be noted that neither the authentication nor the security mechanism was implemented.

For the first set of measurements, the response time values for the brokers running on the RPi setup are shown in Fig.2a with boxplot graphics showing the median value for each of the broker as well as variations in the obtained data. Here, we can see that the median value for the performance offset tests is around 5 ms in the local scenario, 10 - 12 ms in the optimal scenario, and 18 - 19 ms in the worst-case scenario, for all implementations. The figure also shows that the boxplots are almost of the same size for each network scenario with low variation of the values. While Mosquitto seems to perform slightly better, the comparable delays in all cases are very low and can be considered negligible.

For the second set of measurements, the response time values for all five brokers running on the VM setup are shown in Fig.2b. The median value for performance offset is around

4.8 - 8 ms (local), 8 - 13 ms (optimal), and 11 - 18 ms (worst-case scenario), for all implementations. This case however shows higher variation of the values, particularly in the worst-case scenario, and especially for HiveMQ broker, which shows the highest deviation of all brokers, even under comparably good conditions. This behavior becomes more pronounced the worse the networking conditions become, notably exceeding the other brokers' deviations while maintaining a similar median response time. The opposite effect can be observed with RabbitMQ broker, which shows slightly elevated median response times while maintaining significantly more predictable response times than the other brokers. When comparing the median values of the three broker implementations that have been tested on both setups in Fig.2a and Fig.2b, we can also see a slightly lower response time by roughly one ms which can be considered negligible. This difference can also be traced back to the slight performance advantage that the VMs have over the RPi since the VM's inter-node traffic does not have to pass through a physical network medium but remains in the same physical device instead.

B. Payload size

For the payload tests, we also configure a utilization of 100 threads on the publisher side, sending messages of different payload sizes with an interval of 250ms. We modify the message size by defining strings of different fixed lengths, considering 1KB, 10KB and 1MB sizes. Next, we measure latency on the subscriber side for each payload size and for each broker implementation in all three network scenarios, for the VM and for the RPi setup. The QoS of both, the subscriber and publisher, remains on level 1.

For the first set of broker implementations tested on both setups, i.e., RPi and VM, the median latency values and interquartile range (IQR), which shows how spread the boxplot is, are shown in Table III, with their values in milliseconds. When sending a 1KB message, the resulting median values in both setups are very close in all three network scenarios, with negligible differences between the broker implementations. Even the differences in terms of latency values between the local and worst-case scenario (e.g., Mosquitto, local median 5.39 ms and worst case median 18.6 ms) are quite low. If we compare these median values with the ones obtained as performance offset and shown in Fig.2a (e.g., approximately 4.8 ms and 17 ms median values for local and worst case scenario for Mosquitto) we can see that the 1KB payload size introduces a very low additional latency. The IQR values also are in a low range, with slightly higher variance for the worst case network scenario of RabbitMQ and EMQX implementations. Similar trends continue for 10KB message size, with the expected increase of latency in all cases compared to 1KB message size. This increase remains in the range of approximately 5 ms in all scenarios and all implementations.

Moving to 1MB message size, we can observe significant performance differences. First, when comparing the same broker implementations on the VM and RPi setup, we can observe that in each broker implementation and in each network

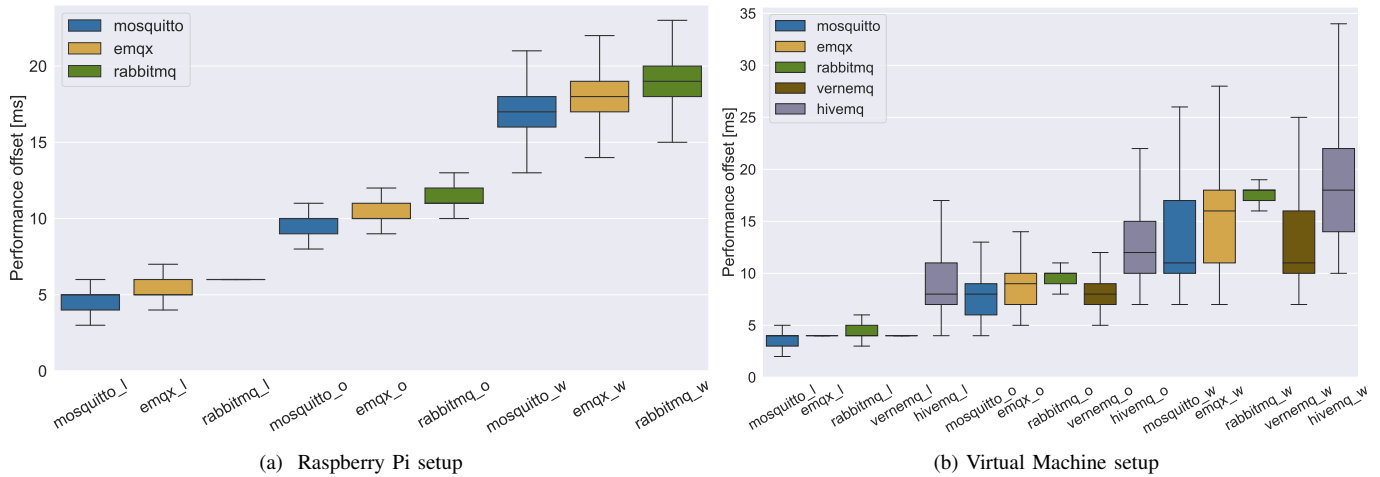


Fig. 2. Testbed performance offset

TABLE III
PAYLOAD SIZE: LATENCY MEDIAN AND IQR - MOSQUITTO, EMQX AND RABBITMQ

		Mosquitto			EMQX			RabbitMQ		
		local	optimal	worst	local	optimal	worst	local	optimal	worst
1KB	RP	5.39 - 1.00	10.67 - 1.00	18.60 - 2.00	6.04 - 0.25	11.54 - 1.00	18.93 - 2.00	7.00 - 1.00	12.00 - 1.00	19.87 - 2.25
	VM	3.94 - 0.00	8.59 - 2.00	15.23 - 6.00	4.24 - 0.00	9.14 - 3.00	15.25 - 7.00	4.83 - 1.00	9.65 - 3.00	15.59 - 6.00
10KB	RP	10.68 - 1.00	15.91 - 1.00	24.90 - 2.00	11.44 - 2.00	16.56 - 2.00	24.71 - 2.00	13.16 - 2.00	17.73 - 1.00	26.15 - 2.00
	VM	4.33 - 0.00	8.83 - 2.00	16.85 - 7.00	4.66 - 1.00	9.43 - 2.00	16.67 - 7.00	5.76 - 1.00	9.85 - 1.00	17.25 - 6.00
1MB	RP	272.48 - 32.00	332.42 - 48.00	643.17 - 181.25	274.11 - 35.00	333.04 - 49.00	641.02 - 193.75	297.74 - 53.00	379.31 - 55.00	679.16 - 167.00
	VM	66.27 - 13.00	153.96 - 75.00	437.10 - 388.25	65.2 - 14.00	149.60 - 69.25	418.81 - 356.50	71.97 - 13.00	161.38 - 64.25	429.83 - 379.50

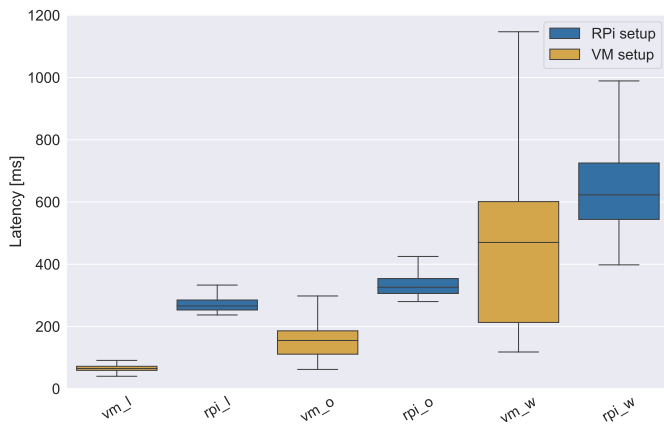


Fig. 3. Payload size 1MB: RP setup vs VM setup

scenario, VMs perform better with noticeably lower median response times, as well as lower variance. The difference in latency between these two hardware setups is approximately 200ms for all implementations, which can be a limiting factor in low-latency demanding IoT applications, where MQTT is often the protocol of choice. On the other hand, when comparing the median response times for the same scenario on the RPi setup, e.g. 643.17 ms (Mosquitto), 641.02 ms (EMQX)

and 679.16 ms (RabbitMQ) for the worst-case scenario, we can see that the broker implementation itself does not play a key role in the overall results. The same can be said for VM setup. Unlike for the small payload sizes, in the case of 1MB, the IQR range is much higher, indicating a higher variance of the obtained values.

The effect that the setup has on which the brokers were deployed is also visually shown on the example of RabbitMQ broker in Fig. 3 for 1MB message payload size. As it can be seen, the difference in the response time on VM and RP setup is noticeable in each of the three network scenarios, and it plays almost the same role as the degradation of QoS parameters in the scenarios themselves.

The median latency values and IQR for the remaining broker implementations, which are tested only on the VM setup, are shown in Table IV. For 1KB message we can see the same trend as in the previously discussed implementations, with the median latency values slightly higher in the local network scenario for HiveMQ implementation. If we compare these median values with the ones obtained as performance offset and shown in Fig.2b (e.g., approximately 8 ms and 18 ms median values for local and worst-case scenario for HiveMQ) we can again see that 1KB payload size introduces negligible latency. The same trend continues for 10KB message size, with the increase of latency compared to 1KB message being less

TABLE IV
PAYLOAD SIZE: LATENCY MEDIAN AND IQR - HIVEMQ AND VERNEMQ

		HiveMQ		
		local	optimal	worst
1KB	VM	9.70 - 5.00	13.46 - 5.00	18.40 - 7.00
10KB	VM	9.95 - 4.00	13.94 - 5.00	19.75 - 8.00
1MB	VM	125.00 - 24.00	194.72 - 73.00	374.80 - 320.00

		VerneMQ		
		local	optimal	worst
1KB	VM	4.37 - 1.00	8.30 - 3.00	13.64 - 6.00
10KB	VM	5.18 - 1.00	9.23 - 2.00	15.23 - 7.00
1MB	VM	76.25 - 12.00	144.85 - 71.00	345.64 - 292.50

than 1 ms. Moreover, this result can be observed in all five broker implementations tested on VM setup. As previously, the more significant deteriorations in performances of both median latency value and IQR range can be noticed with 1MB payload size. However, if we now compare all median response times for the same scenario and the VM setup, e.g., 153.9 ms (Mosquitto), 149.6 ms (EMQX), 161.38 ms (RabbitMQ), 194.72ms (HiveMQ) and 144.85 ms (VerneMQ) for optimal case scenario, we can see that the differences are not very pronounced, with HiveMQ performing slightly worse than other implementations. However, if we consider the worst-case scenario on the VM setup, we can see a significant difference between the two additional brokers VerneMQ and HiveMQ and the remaining brokers. Namely, their mean values of 345.64 ms (VerneMQ) and 374.80 ms (HiveMQ) are considerably lower than 429.83 ms (RabbitMQ), 418.81 ms (EMQX), and 437.10 ms (Mosquitto) scored by the remaining brokers. This is especially interesting given that HiveMQ preformed worse than the others when using smaller payloads.

V. CONCLUSION AND OUTLOOK

We experimentally benchmarked the performances of five open-source MQTT Broker implementations. To this end, we engineered a network testbed in an edge computing context with constrained devices. When analyzing performance offset of the testbed itself, we found comparable response times for all brokers, when deployed in the same network scenarios and on the same hardware platform setup. In cases of small message payload sizes (up to 10KB), with degradation of network conditions, a small latency increase has been noticed for each of the broker implementations. In that case under the same conditions, the latency differences between them could be considered negligible. Once the message payload size increased to 1MB, the performance of all implementations in all network scenario deteriorates in both the median latency and its deviation. However, the largest performance differentiator has been in the testbed's hardware setup itself, with Virtual Machine (VM) setup resulting in much lower response times than the Raspberry Pi setup.

The experiments were conducted as a support in the decision making process for the most suitable broker implementation.

We conclude that this decision has to be made with strong consideration for the network environment and use cases, e.g., how big the typical message sizes are. In future work, the performance should also be explored in relation to the scalability throughput and the number of concurrent publishers and subscribers. In addition, the engineered open source network testbed can be further extended to include and benchmark other MQTT broker implementations, as well as to integrate other communication protocol broker frameworks, which can then be evaluated with additional tests and scenarios.

ACKNOWLEDGMENT

This work was partially supported by EU HORIZON research and innovation program, project ICOS, Grant Nr. 101070177, and by European Commission under the H2020-952644 contract for project FISHY.

REFERENCES

- [1] D. N. Jha, K. Alwasel, A. Alshoshan, X. Huang, R. K. Naha, S. K. Battula, S. Garg, D. Puthal, P. James, A. Zomaya *et al.*, "Iotsim-edge: a simulation framework for modeling the behavior of internet of things and edge computing environments," *Software: Practice and Experience*, vol. 50, no. 6, pp. 844–867, 2020.
- [2] S. N. Swamy and S. R. Kota, "An empirical study on system level aspects of internet of things (iot)," *IEEE Access*, vol. 8, pp. 188082–188134, 2020.
- [3] A. Jukan, X. Masip-Bruin, J. Dizdarević, and F. Carpio, "Lab 2—connecting iot and edge with mqtt," in *Network of Things Engineering (NoTE) Lab*. Springer, 2023, pp. 73–95.
- [4] B. Mishra and A. Kertesz, "The use of mqtt in m2m and iot systems: A survey," *IEEE Access*, vol. 8, pp. 201071–201086, 2020.
- [5] I.-D. Gheorghe-Pop, A. Kaiser, A. Rennoch, and S. Hackel, "A performance benchmarking methodology for mqtt broker implementations," in *2020 IEEE 20th International Conference on Software Quality, Reliability and Security Companion (QRS-C)*. IEEE, 2020, pp. 506–513.
- [6] S. Herrnleben, M. Leidinger, V. Lesch, T. Prantl, J. Grohmann, C. Krupitzer, and S. Kounev, "Combench: A benchmarking framework for publish/subscribe communication protocols under network limitations," in *Performance Evaluation Methodologies and Tools: 14th EAI International Conference, VALUETOOLS 2021, Virtual Event, October 30–31, 2021, Proceedings*. Springer, 2021, pp. 72–92.
- [7] E. Al-Masri, K. R. Kalyanam, J. Batts, J. Kim, S. Singh, T. Vo, and C. Yan, "Investigating messaging protocols for the internet of things (iot)," *IEEE Access*, vol. 8, pp. 94880–94911, 2020.
- [8] B. Mishra, "Performance evaluation of mqtt broker servers," in *Computational Science and Its Applications—ICCSA 2018: 18th International Conference, Melbourne, VIC, Australia, July 2–5, 2018, Proceedings, Part IV 18*. Springer, 2018, pp. 599–609.
- [9] B. Mishra, B. Mishra, and A. Kertesz, "Stress-testing mqtt brokers: A comparative analysis of performance measurements," *Energies*, vol. 14, no. 18, p. 5817, 2021.
- [10] D. L. de Oliveira, A. F. da S. Veloso, J. V. V. Sobral, R. A. L. Rabêlo, J. J. P. C. Rodrigues, and P. Solic, "Performance evaluation of mqtt brokers in the internet of things for smart cities," in *2019 4th International Conference on Smart and Sustainable Technologies (SpliTech)*, 2019, pp. 1–6.
- [11] H. Kozioliek, S. Grüner, and J. Rückert, "A comparison of mqtt brokers for distributed iot edge computing," in *Software Architecture: 14th European Conference, ECSA 2020, L'Aquila, Italy, September 14–18, 2020, Proceedings 14*. Springer, 2020, pp. 352–368.
- [12] F. Carpio, M. Michalke, and A. Jukan, "Benchfaas: Benchmarking serverless functions in an edge computing network testbed," *IEEE Network*, 2022.
- [13] B. Charyyev, E. Arslan, and M. H. Gunes, "Latency comparison of cloud datacenters and edge servers," in *GLOBECOM 2020-2020 IEEE Global Communications Conference*. IEEE, 2020, pp. 1–6.