

# The neural dynamics of auditory word recognition and integration

Jon Gauthier and Roger Levy

Department of Brain and Cognitive Sciences

Massachusetts Institute of Technology

[jon@gauthiers.net](mailto:jon@gauthiers.net), [rplevy@mit.edu](mailto:rplevy@mit.edu)

## Abstract

Listeners recognize and integrate words in rapid and noisy everyday speech by combining expectations about upcoming content with incremental sensory evidence. We present a computational model of word recognition which formalizes this perceptual process in Bayesian decision theory. We fit this model to explain scalp EEG signals recorded as subjects passively listened to a fictional story, revealing both the dynamics of the online auditory word recognition process and the neural correlates of the recognition and integration of words.

The model reveals distinct neural processing of words depending on whether or not they can be quickly recognized. While all words trigger a neural response characteristic of probabilistic integration — voltage modulations predicted by a word’s surprisal in context — these modulations are amplified for words which require more than roughly 100 ms of input to be recognized. We observe no difference in the latency of these neural responses according to words’ recognition times. Our results support a two-part model of speech comprehension, combining an eager and rapid process of word recognition with a temporally independent process of word integration.

Psycholinguistic studies at the neural and behavioral levels have detailed how listeners actively predict upcoming content at many levels of linguistic representation (Kuperberg and Jaeger, 2016), and use these predictions to drive their behavior far before the relevant linguistic input is complete (Alloppenna et al., 1998). One well-studied neural correlate of this prediction-driven comprehension process is the N400 ERP, a centroparietally distributed negative voltage modulation measured at the scalp by electroencephalogram (EEG) which peaks around 400 ms after the onset of a word. This negative component is amplified for words which are semantically incompatible with their sentence or discourse context

(Kutas and Hillyard, 1984; Brown and Hagoort, 1993; Kutas and Federmeier, 2011; Heilbron et al., 2022). This effect has been taken as evidence that comprehenders actively predict features of upcoming words (DeLong et al., 2005; Kuperberg and Jaeger, 2016; Kuperberg et al., 2020). On one popular account, predictions about upcoming content are used to pre-activate linguistic representations likely to be used when that content arrives. The N400 reflects the integration of a recognized word with its context, and this integration is facilitated just when the computational paths taken by the integration process align with those already pre-activated by the listener (Kutas and Federmeier, 2011; Federmeier, 2007).

Despite the extensive research on the N400 and its computational interpretation, its relationship with the upstream process of word recognition is still not well understood. Some authors have argued that integration processes should be temporally yoked to word recognition: that is, comprehenders should continue gathering acoustic evidence as to the identity of a word until they are sufficiently confident to proceed with subsequent integration processes (Marslen-Wilson, 1987). It is also possible, however, that integration processes are insensitive to the progress of word recognition: that integration is a temporally regular semantic operation which begins regardless of the listener’s confidence about the word being spoken (Hagoort, 2008; Federmeier and Laszlo, 2009).

Experimental studies have attempted to assess the link between these two processes, modeling the timing of word recognition through an offline behavioral paradigm known as *gating* (Grosjean, 1980): by presenting incrementally longer clips of speech to subjects and asking them to predict what word is being spoken, authors estimate the time point at which there is sufficient information to identify a word from its acoustic form. Several EEG studies have asked whether the N400 re-

sponse varies with respect to this estimate of word recognition time, but have arrived at contradictory answers to this question (van den Brink et al., 2006; O’Rourke and Holcomb, 2002).

In this paper, we introduce a computational model which targets these dynamics of word recognition, and their manifestation in neural EEG signals recorded during naturalistic listening. The model allows us to connect trial-level variation in word recognition times to aspects of the neural response to words. We use the model to address two cross-cutting questions:

- **Onset:** Are words integrated only after they are successfully recognized, or is the timing of integration insensitive to the state of word recognition?
- **Response properties:** Does the shape of the neural response to words differ based on their recognition times? If so, this could indicate distinct inferential or recovery mechanisms deployed for words depending on their ease of recognition.

We jointly optimize the cognitive and neural parameters of this model to explain EEG data recorded as subjects listened to naturalistic English speech. Model comparison results suggest that semantic integration processes are not temporally yoked to the status of word recognition: the neural traces of the integration of words have just the same temporal structure, regardless of when words are successfully recognized. However, the neural correlates of word integration qualitatively differ based on the status of word recognition: words not yet recognized by the onset of word integration exhibit significantly different neural responses.

These results suggest a two-part model of word recognition and integration. First, the success of our word recognition model in predicting the neural response to words suggests that there exists a rapid lexical interpretation process which integrates prior expectations and acoustic evidence in order to pre-activate specific lexical items in memory. Second, an independent integration process composes these memory contents with a model of the context, following a clock which is *insensitive* to the specific state of word recognition.

	Meaning	Bounds
$\gamma$	Recognition threshold (eq. 3)	$(0, 1)$
$\lambda$	Evidence temperature (eq. 2)	$(0, \infty)$
$\alpha$	Scatter point (eq. 4)	$(0, 1)$
$\alpha_p$	Prior scatter point (eq. 4)	$(0, 1)$
$k_i^*$	Word $w_i$ ’s recognition point (eq. 3)	$\{0, 1, \dots,  w_i \}$
$\tau_i$	Word $w_i$ ’s recognition time (eq. 4)	$[0, \infty)$

Table 1: Cognitive model parameters and outputs.

## 1 Model

Our model consists of two interdependent parts: a cognitive model of the dynamics of word recognition, and a neural model that estimates how these dynamics drive the EEG response to words.

### 1.1 Cognitive model

We first design a cognitive model of the dynamics of word recognition in context, capturing how a listener forms incremental beliefs about the word they are hearing  $w_i$  as a function of the linguistic context  $C$  and some partial acoustic evidence  $I_{\leq k}$ . We formalize this as a Bayesian posterior (Norris and McQueen, 2008):

$$P(w_i | C, I_{\leq k}) \propto P(w_i | C) P(I_{\leq k} | w_i) \quad (1)$$

which factorizes into a prior expectation of the word  $w_i$  in context (first term) and a likelihood of the partial evidence of  $k$  phonemes  $I_{\leq k}$  (second term). This model thus asserts that the context  $C$  and the acoustic input  $I_{\leq k}$  are conditionally independent given  $w_i$ . We parameterize the prior  $P(w_i | C) = P(w_i | w_{<i})$  using a left-to-right neural network language model. The likelihood is a noisy-channel phoneme recognition model:

$$P(I_{\leq k} | w_i) \propto \prod_{1 \leq j \leq k} P(I_j | w_{ij})^{\frac{1}{\lambda}} \quad (2)$$

where per-phoneme confusion probabilities are drawn from prior phoneme recognition studies (Weber and Smits, 2003) and reweighted by a temperature parameter  $\lambda$ .

We evaluate this posterior for every word with each incremental phoneme, from  $k = 0$  (no input) to  $k = |w_i|$  (conditioning on all of the word’s phonemes). We define a hypothetical cognitive event of *word recognition* which is time-locked to the phoneme  $k_i^*$  where this posterior first exceeds a confidence threshold  $\gamma$ :

$$k_i^* = \min_{0 \leq k \leq |w_i|} \{k | P(w_i | C, I_{\leq k}) > \gamma\} \quad (3)$$

We define a word’s *recognition time*  $\tau_i$  to be a fraction  $\alpha$  of the span of the  $k_i^*$ -th phoneme. In the special case where  $k_i^* = 0$  and the word is confidently identified prior to acoustic input, we take  $\tau_i$  to be a fraction  $\alpha_p$  of its first phoneme’s duration (Figure 1a):

$$\tau_i = \begin{cases} \text{ons}_i(k_i^*) + \alpha \text{dur}_i(k_i^*) & \text{if } k_i^* > 0 \\ \alpha_p \text{dur}_i(1) & \text{if } k_i^* = 0 \end{cases} \quad (4)$$

where  $\text{ons}_i(k)$  and  $\text{dur}_i(k)$  are the onset time (relative to word onset) and duration of the  $k$ -th phoneme of word  $i$ , and  $\alpha, \alpha_p$  are free parameters fitted jointly with the rest of the model.

## 1.2 Neural model

We next define a set of candidate linking models which describe how the dynamics of the cognitive model (specifically, word recognition times  $\tau_i$ ) affect observed neural responses. These models are all variants of a temporal receptive field model (TRF; Lalor et al., 2009; Crosse et al., 2016), which predicts scalp EEG data over  $S$  sensors and  $T$  samples,  $Y \in \mathbb{R}^{S \times T}$ , as a convolved set of linear responses to lagged features of the stimulus:

$$Y_{st} = \sum_f \sum_{\Delta=0}^{\tau_f} \Theta_{f,s,\Delta} \times X_{f,t-\Delta} + \epsilon_{st} \quad (5)$$

where  $\tau_f$  is the maximum expected lag (in seconds) between the onset of a feature  $f$  and its correlates in the neural signal; and the inner sum is accumulated in steps of the relevant neural sampling rate. This convolutional model allows us to effectively uncover the neural response to individual stimulus features in naturalistic data, where stimuli (words) arrive at a fast rate, and their neural responses are likely highly convolved as a consequence (Crosse et al., 2016).

We define two feature time series  $X_t \in \mathbb{R}^{d_t \times T}$  and  $X_v \in \mathbb{R}^{d_w \times n_w}$ , where  $X_t$  represents  $d_t$  features of the objective auditory stimulus, such as acoustic and spectral features, and  $X_v$  denotes  $d_w$  features associated with the  $n_w$  words in the stimulus. Crucially,  $X_v$  contains estimates of each word’s surprisal (negative log-probability) in context. Prior studies suggest that surprisal indexes the peak amplitude of the naturalistic N400 (Frank et al., 2015; Gillis et al., 2021; Heilbron et al., 2022). We assume that  $X_t$  causes a neural response independent of word recognition dynamics, while the neural response to features  $X_v$  may vary as a function of recognition dynamics.

Model name	Onset	Response properties
Baseline	0	unitary linear response
Shift	$\tau_i$ (eq. 4)	unitary linear response
Variable	0	independent linear responses for early-, mid-, and late-recognized words
Prior-variable	0	independent linear responses for low-, mid-, and high-surprisal words

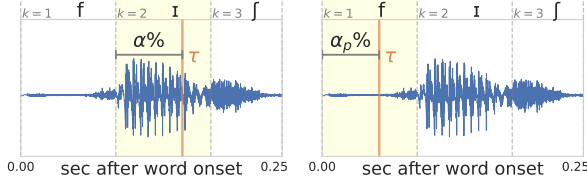
Table 2: Neural linking models with different commitments about the temporal onset of word features (relative to word onset) and the flexibility of the parameters linking word features to neural response.

We enumerate several possible classes of neural models which describe different ways that a word’s recognition time  $\tau_i$  may affect the neural response. Each model class constitutes a different answer to our framing questions of **onset** and **response properties** (Table 2 and Figure 1b), and each is a variant on the above TRF model class:

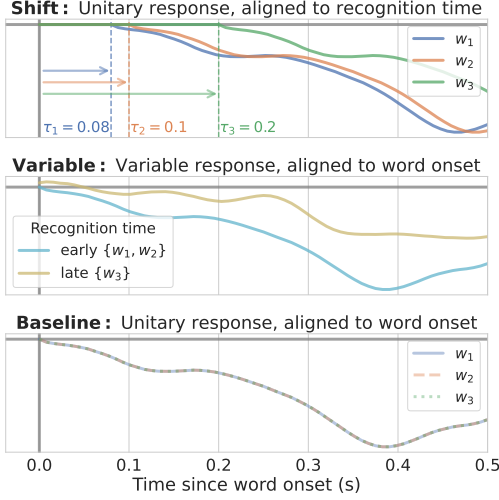
1. Unitary response aligned to word onset (*baseline model*): All words exhibit a unitary linear neural response to recognition and integration, time-locked to the word’s onset in the stimulus. This baseline model, which does not incorporate the cognitive dynamics of recognition in any way, is what has been assumed by prior naturalistic modeling work.
2. Unitary response aligned to recognition time (*shift model*): All words exhibit a unitary linear neural response to recognition and integration, time-locked to the word’s recognition time  $\tau_i$ .
3. Variable response by recognition time, aligned to word onset (*variable model*): Words exhibit a differential neural response to recognition and integration based on their recognition time. The temporal onset of these integration processes is insensitive to the progress of word recognition.

We account for variable responses by defining a quantile split  $Q : \tau \rightarrow \mathbb{N}$  on the inferred recognition times  $\tau_i$ . We then estimate distinct TRF parameters for the features of words in each quantile.

This model thus asserts that it is possible to group words by their recognition dynamics such that they have consistent neural re-



(a) Computation of recognition time  $\tau_i$  for recognition after phoneme  $k_i^* > 0$  (left) or recognition prior to input (right). See eq. 4.



(b) Candidate neural model logic linking three words' recognition times  $\tau_i$  to neural modulations by surprisal.

Figure 1: Sketches of model logic.

sponses within-group, but differ freely between groups.

4. Variable response by word surprisal, aligned to word onset (*prior-variable baseline*): This baseline model is identical to the above *variable model*, except that words are divided into quantiles based on their surprisal in context rather than their recognition time.

This baseline instantiates the null hypothesis that the shape of the neural response to words varies based on listeners' expectations, but only those driven by the preceding linguistic context. On this reading, words are pre-activated according to their *prior* probability, rather than their rapidly changing *posterior* probability under some acoustic input.<sup>1</sup>

For a set of recognition time predictions  $\tau_i$ , we estimate within-subject TRFs under each of these linking models, yielding per-subject pa-

<sup>1</sup>This reading is compatible with pre-activation theories (e.g. Brothers and Kuperberg, 2021). At their present level of specificity, it is unclear whether this focus on prior probability is a substantive commitment, or simply a choice of modeling expediency.

rameters  $\Theta_j$ , describing the combined neural response to objective stimulus features and word-level features. This estimation procedure allows for within-subject variation in the shape of the neural response.

## 2 Methods and dataset

We jointly infer<sup>2</sup> across-subject parameters of the cognitive model (Table 1) and within-subject parameters of the neural model in order to minimize regularized L2 loss on EEG data, estimated by 4-fold cross-validation. We then compare the fit models on held-out test data, containing 25% of the neural time series data for each subject. For each comparison of models  $m_1, m_2$ , we compute the Pearson correlation coefficient  $r$  between the predicted and observed neural response for each subject at each EEG sensor  $s$ . We then use paired  $t$ -tests to ask whether the within-subject difference in  $r$  pooled across sensors significantly differs between  $m_1$  and  $m_2$ :

$$\frac{1}{S} \sum_{s=1}^S r(Y_s, \hat{Y}_{m_1,s}) \stackrel{?}{>} \frac{1}{S} \sum_{s=1}^S r(Y_s, \hat{Y}_{m_2,s}) \quad (6)$$

**Dataset** We analyze EEG data recorded as 19 subjects listened to Hemingway's *The Old Man and the Sea*, published in Heilbron et al. (2022). The 19 subjects each listened to the first hour of the recorded story while maintaining fixation. We analyze 8 sensors distributed across the scalp: two midline sensors (frontal and parietal) and three lateral sensors per side at anterior, central, and posterior positions. The EEG data were acquired using a 128-channel ActiveTwo system at a rate of 512 Hz, and down-sampled offline to 128 Hz and re-referenced to the mastoid channels. We follow the authors' preprocessing method, which includes band-pass filtering the EEG signal between 0.5 and 8 Hz, visual annotation of bad channels, and removal of eyeblink components via independent component analysis. The dataset also includes force-aligned annotations for the onsets and durations of both words and phonemes in these time series.

We generate a predictor time series  $X_t$  aligned with this EEG time series (Appendix A), ranging from stimulus features (features of the speech envelope and spectrogram) to sublexical cognitive

<sup>2</sup>We conduct tree-structured Parzen estimator random search (Bergstra et al., 2011) with Optuna (Akiba et al., 2019).



features (surprisal and entropy over phonemes). By including these control features in our models, we can better understand whether or not there is a cognitive and neural response to words distinct from responses to their constituent properties (see Section 4.3 for further discussion). We generate in addition a set of word-level feature vectors  $X_v \in \mathbb{R}^{3 \times n_w}$ , consisting of an onset feature and

1. word surprisal in context, computed with GPT Neo 2.7B (Black et al., 2021),<sup>3</sup> and
2. word unigram log-frequency, from SUBTLEXus 2 (Brysbaert and New, 2009).

**Likelihood estimation** Our cognitive model requires an estimate of the confusability between English phonemes (Equation 2). We draw on the experimental data of Weber and Smits (2003), who estimated patterns of confusion in phoneme recognition within English consonants and vowels by asking subjects to transcribe spoken syllables. Their raw data consists of count matrices  $\psi_c, \psi_v$  for consonants and vowels, respectively, where each cell  $\psi[ij]$  denotes the number of times an experimental subject transcribed phoneme  $j$  as phoneme  $i$ , summing over different phonological contexts (syllable-initial or -final) and different levels of acoustic noise in the stimulus presentation. We concatenate this confusion data into a single matrix, imputing a count of 1 for unobserved confusion pairs, and normalize each column to yield the required conditional probability distributions.

### 3 Results

We first evaluate the baseline model relative to a TRF model which incorporates no word-level features  $X_v$  except for a word onset feature, and find that this model significantly improves in held-out prediction performance ( $t = 4.63, p = 0.000210$ ). The model recovers a negative response to word surprisal centered around 400 ms post word onset (Figure 5), which aligns with recent EEG studies of naturalistic language comprehension in both listening (Heilbron et al., 2022; Gillis et al., 2021; Donhauser and Baillet, 2020) and reading (Frank et al., 2015).

<sup>3</sup>Preliminary experiments using our baseline model showed that surprisal estimates from GPT Neo 2.7B best explained held-out EEG signals, compared among other sizes of GPT Neo and OpenAI GPT-2 models (Radford et al., 2019; Brown et al., 2020).

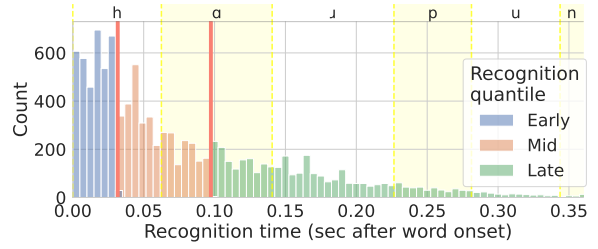


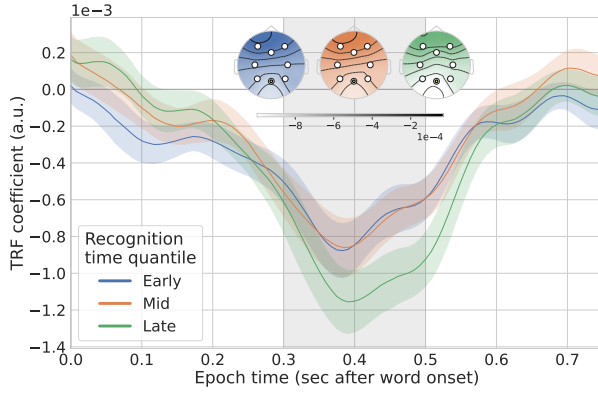
Figure 2: Distribution of inferred recognition times (relative to word onset) for all words, as predicted by the optimal cognitive model parameters. Salmon vertical lines indicate a tertile partition of words by their recognition time; light yellow regions indicate the median duration of phonemes at each integer position within a word. An example word from the data, *harpoon*, is aligned with phoneme duration regions above the graph.

We next separately infer optimal model parameters for the shift and variable models, and evaluate their error on held-out test data. We find that the variable model significantly exceeds the baseline model ( $t = 6.57, p = 3.58 \times 10^{-6}$ ), while the shift model does not ( $t = 0.515, p = 0.613$ ). This suggests that neural responses to words are not simply temporally yoked to their recognition times.

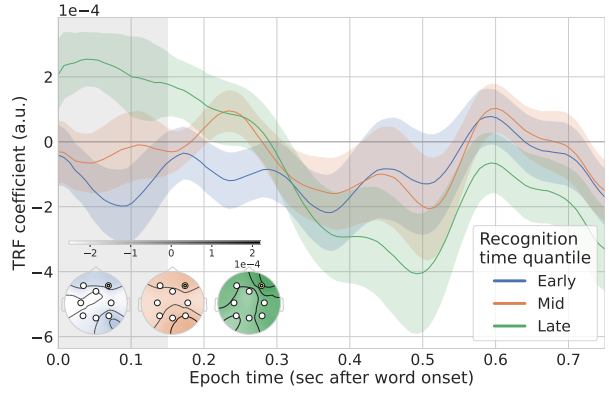
We next investigate the parameters of the optimal variable model. Figure 2 shows the distribution of predicted word recognition times  $\tau_i$  under the optimal variable model on stimulus data from the held-out test set, charted relative to the onset of a word. Our model predicts that one third of words are recognized prior to 32 ms post word onset; another third are recognized between 32 ms and 97 ms; while a long tail are recognized after 97 ms post word onset. This entails that at least a third of words are recognized prior to any meaningful processing of acoustic input. This prediction aligns with prior work in multiple neuroimaging modalities, which suggests that listeners pre-activate features of lexical items far prior to their acoustic onset in the stimulus (Wang et al., 2018; Goldstein et al., 2022).

These inferred recognition times maximize the likelihood of the neural data under the linking variable model parameters  $\Theta$ . Figure 3 shows the variable model’s parameters describing a neural response to word surprisal for each of three recognition time quantiles, time locked to word onset. We see three notable trends in the N400 response which differ as a function of recognition time:

1. Figure 3a shows word surprisal modulations



(a) Parietal sensor response to word surprisal peaks  $\sim 400$  ms post onset, amplified for late-recognized words (green).



(b) Central and frontal sensors show early differences in surprisal modulation by recognition time.

Figure 3: Modulation of scalp voltage by surprisal for words with early ( $< 32$  ms, blue), middle ( $< 97$  ms, orange), or late ( $> 97$  ms, green) recognition times. Line graphs denote inferred coefficients of word surprisal in averaged over subjects for the sensor highlighted in the inset. Error regions denote s.e.m. ( $n = 19$ ). Insets: spatial distribution of surprisal modulations averaged for each recognition time quantile within vertical gray regions, where less saturated colors denote more negative response.

estimated at a centro-parietal site for the three quantiles. Words recognized late (97 ms or later post word onset) show an exaggerated modulation due to word surprisal. The peak negative amplitude of this response is significantly more negative than the peak negative response to early words (fig. 3a, green line peak minus blue line peak in the shaded region; within-subject paired  $t = -5.14$ ,  $p = 6.8 \times 10^{-5}$ ). This modulation is spatially distributed similarly to the modulation for early-recognized words (compare the green inset scalp distribution to that of the blue and orange scalps).

2. There is no significant difference in the latency of the N400 response for words recognized early vs. late. The time at which the surprisal modulation peaks negatively does not differ between early and late words (fig. 3a, green line peak time minus blue line peak time; within-subject paired  $t = 1.391$ ,  $p = 0.181$ ).
3. Figure 3b shows word surprisal modulations estimated at a frontal site for the three quantiles. We see significant differences in surprisal modulations at this frontal site for late-recognized words. Immediately following word onset, we see early- and late-recognized words show significant modulations due to word surprisal (fig. 3b, green line peak minus blue line peak in the shaded region; within-subject paired  $t = 3.78$ ,  $p = 0.00139$ ).

These model comparisons and analyses of optimal parameters yield answers to our original questions about the dynamics of word recognition and integration:

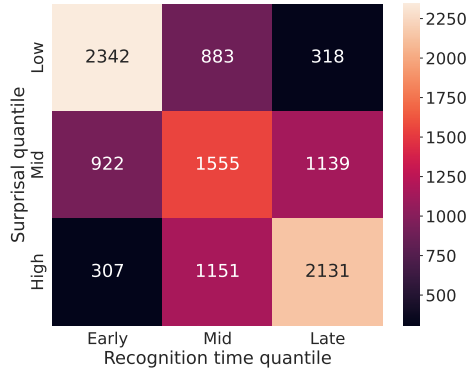
**Response properties:** Neural modulations due to surprisal are exaggerated for words recognized late after their acoustic onset.

**Onset:** The variable model, which asserted integration processes are initiated relative to words' onsets rather than their recognition times, demonstrated a better fit to the data. The optimal parameters under the variable model further showed that while word recognition times seem to affect the amplitude of neural modulations due to surprisal, they do not affect their latency.

### 3.1 Prior-variable model

We compute a surprisal-based quantile split over words in the training dataset. The first third of low-surprisal words had a surprisal lower than 1.33 bits, while the last third of high-surprisal words had a surprisal greater than 3.71 bits.

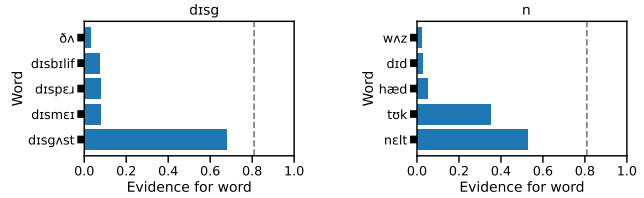
We next estimate neural models describing independent neural responses to words in low-, mid-, and high-surprisal quantiles. This model does not improve generalization performance significantly above the baseline model ( $t = 1.11$ ,  $p = 0.282$ ). Figure 4 shows a comparison of the way the prior-variable model and the word recognition model sorted words into different quantiles. While the two models rarely made predictions at the op-



(a) Confusion matrix comparing partitions of words by the prior-variable model (based on word surprisal; vertical axis) and the optimal word recognition model (based on recognition time; horizontal axis).

Context	Prior-only prediction	Rec. time prediction
... he looked at it in <i>disgust</i>	Mid	Late
... the old man was now definitely and <i>finally</i>	Mid	Late
... drew his knife across one of the <i>strips</i>	Mid	Late
... on his cheeks. The <i>blotches</i>	High	Mid
¶He <i>knelt</i>	High	Mid
¶“I	Mid	Early

(b) Examples of disagreements in word labeling between the prior-only model and the recognition model.



(c) Example posterior predictive distributions for words recognized late due to a dense neighborhood (left); and early due to a sparse neighborhood (right).

Figure 4: Differing predictions of the word recognition model and the prior-variable (surprisal-based) model.

posite extremes (labeling a low-surprisal word as late-recognized, or a high-surprisal word as early-recognized; bottom left and upper right black corners in fig. 4a), there were many disagreements involving sorting words into neighboring time bins (off-diagonal in fig. 4a). Figure 4b shows examples of these disagreements. We find some meaningful cases in which the models disagree to be due to differences in the relevant phonological neighborhood early in the onset of a word. This is further visualized in Figure 4c, which shows the recognition model’s posterior belief over words (eq. 1) given the incremental phonetic input at the top of the graph. The left panel of Figure 4c shows how the word *disgust* is recognized relatively late due to a large number of contextually probable phonological neighbors (such as *dismay* and *de-spair*); the right panel shows how the word *knelt* is recognizable relatively early, since most of the contextually probable completions (*took*, *had*) are likely to be ruled out after the presentation of a second phone.

The lack of significant improvement of the prior-variable model over the baseline model suggests that the differential neural response to words is due to their treatment in the full evidence integration process described in our recognition model, rather than their context-driven degree of expectation. This finding rules out any model which asserts that pre-activation processes are

driven exclusively by contextual expectations, in advance of sensory input.

## 4 Discussion

This paper presented a cognitive model of word recognition which yielded predictions about the recognition time of words in context  $\tau_i$ . A second neural linking model, the variable model, estimated the neural response to words recognized at early, intermediate, and late times according to the cognitive model’s predictions. This latter model significantly improved in held-out generalization performance over a baseline model which did not allow for differences in the neural signal as a function of a word’s recognition time.

These results are consistent with a two-part model of auditory word recognition and integration, along the lines suggested by van den Brink et al. (2006) and Hagoort (2008, §3c). In this model, listeners continuously combine their expectations with evidence from sensory input in order to load possible lexical interpretations of the current acoustic input into a memory buffer. Our model’s prediction of a word’s recognition time  $\tau_i$  measures the time at which this buffer resolves in a clear lexical inference.

A second integration process reads out the contents of this buffer and merges them with representations of the linguistic context. Our latency results show that the timing of this process is

independent of a listener's current confidence in their lexical interpretations, instead time-locked to word onset. This integration process thus exhibits two distinct modes depending on the listener's buffer contents: one *standard*, in which the buffer is clearly resolved, and one *exceptional*, in which the buffer contents are still ambiguous, and additional inferential or recovery processes must be deployed in order to proceed with integration. Future work could spell out this distinction mechanistically in order to explain how buffers in the "exceptional" state elicit these distinct neural responses.

#### 4.1 Relation to pre-activation accounts

This interpretation is partly compatible with *pre-activation* accounts of prediction in language comprehension, which likewise suggest that listeners eagerly pre-activate features at multiple levels of linguistic representation, according to both contextual expectations and partial sensory input (see e.g. Federmeier (2007); Federmeier and Laszlo (2009); Kutas and Federmeier (2011); Kuperberg and Jaeger (2016) for reviews). Our cognitive model of word recognition provides a mechanism for the temporal dynamics of this pre-activation process. This mechanism is an aggressively incremental process, depending on a probabilistic inference which repeatedly integrates novel acoustic evidence with existing expectations drawn from the context.

Pre-activation accounts suggest that what is pre-activated are abstract semantic features rather than specific lexical items (Federmeier and Kutas, 1999; Kuperberg and Jaeger, 2016). The present model is stated at the computational level and is thus not directly comparable in this respect. Future modeling work can instantiate specific representational alternatives within this predictive word recognition model and explore how their predictions might settle these questions.

#### 4.2 What determines integration timing?

Our findings on the stable timing of the naturalistic N400 align with some prior claims in the experimental ERP literature (Federmeier and Laszlo, 2009, §5).<sup>4</sup> These results strengthen the notion that, even in rapid naturalistic environments, the

timing of the early semantic integration of word meanings is driven not by when words are recognized, but rather by the tick of an external clock.

If this integration process is not sensitive to the status of word recognition, then what drives its dynamics? Federmeier and Laszlo (2009) argue that this regularly timed integration process is language-external, functioning to bind early representations of word meaning with existing cognitive representations of the context via temporal synchrony (see also Kutas and Federmeier, 2011). However, other language-internal mechanisms are also compatible with the data. Listeners may adapt to low-level features of the stimulus, such as their counterpart's speech rate or prosodic cues, manipulating the timing of integration to maximize the chances of success in the expected case.<sup>5</sup>

Alternatively, listeners may use the results of the word recognition process to schedule upcoming attempts at word integration. After recognizing each word  $w_i$ , listeners may form an expectation about the likely onset time of word  $w_{i+1}$ , using knowledge about the form of  $w_i$  and the current speech rate. Listeners could instantiate a clock based on this prediction, counting down to a time some fixed distance from the onset of  $w_{i+1}$  at which semantic integration would be most likely to succeed on average. Such an algorithmic theory could explain how word recognition and integration are at least approximately optimal given limited cognitive resources (Simon, 1955; Lieder and Griffiths, 2020): they are designed to successfully process linguistic inputs in expectation, under the architectural constraint of a fixed integration clock.

#### 4.3 Words as privileged units of processing

Our results suggest that words exist at a privileged level of representation and prediction during speech processing. This is not a necessary property of language processing: it is possible that word-level processing effects (neural or behavioral responses to word-level surprisal) could emerge as an epiphenomenon of *lower-level* prediction and integration of sublexical units, e.g., graphemes or phonemes. Smith and Levy (2013, §2.4) illustrate how a "highly incremental" model which is designed to predict and integrate sub-

<sup>4</sup>This is a claim about the *within-subject* consistency of N400 timing, despite substantial between-subject variability, for example, by age and language experience (Federmeier and Laszlo, 2009).

<sup>5</sup>See Verschuere et al. (2022, Figure 6 and Table 4) for evidence against this point, demonstrating that controlled variation in a stimulus speech rate does not affect the latency of the N400 response.



lexical units (grapheme- or phoneme-based prediction) but which is measured at higher levels (in word-level reading times or word-level neural responses) could yield apparent contrasts that are suggestive of word-level prediction and integration. On this argument, neural responses to word-level surprisal are not alone decisive evidence for word-level prediction and integration (as opposed to the prediction and integration of sub-lexical units).

Our results add a critical orthogonal piece of evidence in favor of integration specifically at the word level. In particular, we characterize an integration architecture whose timing is locked to the appearance of word units in the stimulus. While the present results cannot identify the precise control mechanism at play here (section 4.2), the mere fact that words are the target of this timing process indicates an architecture strongly biased toward word-level processing.

## 5 Conclusion

This paper presented a model of the cognitive and neural dynamics of word recognition and integration. This model combined a computational-level description of the task of word recognition with a parametric model of its neural correlates. We jointly fit the cognitive and neural parameters of the model to explain EEG data recorded as subjects listened to naturalistic English speech. The model recovered the classic N400 response, while also detecting a distinct treatment of words based on how and when they are recognized: words not recognized until more than 100 ms after their acoustic onset exhibit significantly amplified neural modulations by surprisal. Despite this processing difference, we found no distinction in the latency of integration depending on a word’s recognition time.

Our multi-level modeling approach allowed us to deploy a structured and interpretable cognitive model while still covering the complexity of multivariate neural data with a parametric time-series regression model. This paradigm enables cognitive neuroscientific modeling which is both scalable and interpretable. We will release our modeling and analysis pipeline upon publication.

## Acknowledgments

We thank Aixiu An, Jacob Andreas, Canaan Breiss, Trevor Brothers, Tyler Brooke Wilson,

Samer Nour Eddine, Evelina Fedorenko, Micha Heilbron, Shailee Jain, Peng Qian, Tamar Regev, Cory Shain, Jakub Szewczyk, and Josh Tenenbaum for comments on earlier versions of this paper. We also thank Micha Heilbron and Marlies Gillis for sharing EEG analysis code and data. JG gratefully acknowledges support from the Open Philanthropy Project and RPL gratefully acknowledges support from a Newton Brain Science Research Seed Award.

## References

- Takuya Akiba, Shotaro Sano, Toshihiko Yanase, Takeru Ohta, and Masanori Koyama. 2019. Optuna: A next-generation hyperparameter optimization framework. In *Proceedings of the 25th ACM SIGKDD International Conference on Knowledge Discovery and Data Mining*.
- Paul D Allopenna, James S Magnuson, and Michael K Tanenhaus. 1998. Tracking the time course of spoken word recognition using eye movements: Evidence for continuous mapping models. *Journal of memory and language*, 38(4):419–439.
- James Bergstra, Rémi Bardenet, Yoshua Bengio, and Balázs Kégl. 2011. Algorithms for hyper-parameter optimization. *Advances in neural information processing systems*, 24.
- Sid Black, Leo Gao, Phil Wang, Connor Leahy, and Stella Biderman. 2021. [GPT-Neo: Large Scale Autoregressive Language Modeling with Mesh-Tensorflow](#).
- Trevor Brothers and Gina R Kuperberg. 2021. Word predictability effects are linear, not logarithmic: Implications for probabilistic models of sentence comprehension. *Journal of Memory and Language*, 116:104174.
- Colin Brown and Peter Hagoort. 1993. [The Processing Nature of the N400: Evidence from Masked Priming](#). *Journal of Cognitive Neuroscience*, 5(1):34–44.
- Tom Brown, Benjamin Mann, Nick Ryder, Melanie Subbiah, Jared D Kaplan, Prafulla Dhariwal, Arvind Neelakantan, Pranav Shyam, Girish Sastry, Amanda Askell, et al. 2020. Language models are few-shot learners. *Advances in neural information processing systems*, 33:1877–1901.
- Marc Brysbaert and Boris New. 2009. [Moving beyond Kučera and Francis: A critical evaluation of current word frequency norms and the introduction of a new and improved word frequency measure for American English](#). *Behavior Research Methods*, 41(4):977–990.
- Michael J. Crosse, Giovanni M. Di Liberto, Adam Bednar, and Edmund C. Lalor. 2016. [The multivariate](#)

- temporal response function (mtrf) toolbox: A matlab toolbox for relating neural signals to continuous stimuli. *Frontiers in Human Neuroscience*, 10.
- Katherine A. DeLong, Thomas P. Urbach, and Marta Kutas. 2005. Probabilistic word pre-activation during language comprehension inferred from electrical brain activity. *Nature Neuroscience*, 8(8):1117–1121.
- Peter W. Donhauser and Sylvain Baillet. 2020. Two Distinct Neural Timescales for Predictive Speech Processing. *Neuron*, 105(2):385–393.e9.
- Kara D Federmeier. 2007. Thinking ahead: The role and roots of prediction in language comprehension. *Psychophysiology*, 44(4):491–505.
- Kara D Federmeier and Marta Kutas. 1999. A rose by any other name: Long-term memory structure and sentence processing. *Journal of memory and Language*, 41(4):469–495.
- Kara D Federmeier and Sarah Laszlo. 2009. Time for meaning: Electrophysiology provides insights into the dynamics of representation and processing in semantic memory. *Psychology of learning and motivation*, 51:1–44.
- Stefan L. Frank, Leun J. Otten, Giulia Galli, and Gabriella Vigliocco. 2015. The ERP response to the amount of information conveyed by words in sentences. *Brain and Language*, 140:1–11.
- Marlies Gillis, Jonas Vanthornhout, Jonathan Z. Simon, Tom Francart, and Christian Brodbeck. 2021. Neural Markers of Speech Comprehension: Measuring EEG Tracking of Linguistic Speech Representations, Controlling the Speech Acoustics. *Journal of Neuroscience*, 41(50):10316–10329.
- Ariel Goldstein, Zaid Zada, Eliav Buchnik, Mariano Schain, Amy Price, Bobbi Aubrey, Samuel A. Nastase, Amir Feder, Dotan Emanuel, Alon Cohen, Aren Jansen, Harshvardhan Gazula, Gina Choe, Aditi Rao, Catherine Kim, Colton Casto, Lora Fanda, Werner Doyle, Daniel Friedman, Patricia Dugan, Lucia Melloni, Roi Reichart, Sasha Devore, Adeen Flinker, Liat Hasenfratz, Omer Levy, Avinatan Hassidim, Michael Brenner, Yossi Matias, Kenneth A. Norman, Orrin Devinsky, and Uri Hasson. 2022. Shared computational principles for language processing in humans and deep language models. *Nature Neuroscience*, 25(3):369–380.
- François Grosjean. 1980. Spoken word recognition processes and the gating paradigm. *Perception & Psychophysics*, 28(4):267–283.
- Peter Hagoort. 2008. The fractionation of spoken language understanding by measuring electrical and magnetic brain signals. *Philosophical Transactions of the Royal Society B: Biological Sciences*, 363(1493):1055–1069.
- Micha Heilbron, Kristijan Armeni, Jan-Mathijs Schoffelen, Peter Hagoort, and Floris P De Lange. 2022. A hierarchy of linguistic predictions during natural language comprehension. *Proceedings of the National Academy of Sciences*, 119(32):e2201968119.
- Gina R Kuperberg, Trevor Brothers, and Edward W Wlotko. 2020. A tale of two positivities and the n400: Distinct neural signatures are evoked by confirmed and violated predictions at different levels of representation. *Journal of Cognitive Neuroscience*, 32(1):12–35.
- Gina R. Kuperberg and T. Florian Jaeger. 2016. What do we mean by prediction in language comprehension? *Language, Cognition and Neuroscience*, 31(1):32–59.
- Marta Kutas and Kara D. Federmeier. 2011. Thirty Years and Counting: Finding Meaning in the N400 Component of the Event-Related Brain Potential (ERP). *Annual Review of Psychology*, 62(1):621–647.
- Marta Kutas and Steven A. Hillyard. 1984. Brain potentials during reading reflect word expectancy and semantic association. *Nature*, 307(5947):161–163.
- Edmund C. Lalor, Alan J. Power, Richard B. Reilly, and John J. Foxe. 2009. Resolving precise temporal processing properties of the auditory system using continuous stimuli. *Journal of Neurophysiology*, 102(1):349–359. PMID: 19439675.
- Falk Lieder and Thomas L Griffiths. 2020. Resource-rational analysis: Understanding human cognition as the optimal use of limited computational resources. *Behavioral and brain sciences*, 43:e1.
- William D Marslen-Wilson. 1987. Functional parallelism in spoken word-recognition. *Cognition*, 25(1-2):71–102.
- D. Norris and J. McQueen. 2008. Shortlist B: A Bayesian model of continuous speech recognition. *Psychological review*.
- Timothy B O’Rourke and Phillip J Holcomb. 2002. Electrophysiological evidence for the efficiency of spoken word processing. *Biological psychology*, 60(2-3):121–150.
- Alec Radford, Jeffrey Wu, Rewon Child, David Luan, Dario Amodei, Ilya Sutskever, et al. 2019. Language models are unsupervised multitask learners. *OpenAI blog*, 1(8):9.
- Herbert A Simon. 1955. A behavioral model of rational choice. *The quarterly journal of economics*, pages 99–118.
- Nathaniel J Smith and Roger Levy. 2013. The effect of word predictability on reading time is logarithmic. *Cognition*, 128(3):302–319.

Daniëlle van den Brink, Colin M. Brown, and Peter Hagoort. 2006. [The cascaded nature of lexical selection and integration in auditory sentence processing](#). *Journal of Experimental Psychology: Learning, Memory, and Cognition*, 32(2):364–372.

Eline Verschueren, Marlies Gillis, Lien Decruy, Jonas Vanthornhout, and Tom Francart. 2022. [Speech understanding oppositely affects acoustic and linguistic neural tracking in a speech rate manipulation paradigm](#). *Journal of Neuroscience*, 42(39):7442–7453.

Lin Wang, Gina Kuperberg, and Ole Jensen. 2018. Specific lexico-semantic predictions are associated with unique spatial and temporal patterns of neural activity. *Elife*, 7:e39061.

Andrea Weber and Roel Smits. 2003. Consonant And Vowel Confusion Patterns By American English Listeners. page 4.

## A Model featurization

We use a subset of the sublexical features from [Heilbron et al. \(2022\)](#) in our TRF models (named as  $X_t$  in Section 1.2). These features are shared across all models tested in our main and baseline analysis:

- onset features for each phoneme in the audio stimulus;
- phoneme-onset aligned features:
  - acoustic control features, averaged within the span of a phoneme: average variance in the broadband envelope, and spectral power measures averaged within eight bins spaced evenly on a log-mel scale
  - the entropy over a next-phoneme distribution  $P(p_j | w_{i,<j})$  and the surprisal of the ground-truth phoneme, using the hierarchical predictive model of [Heilbron et al. \(2022\)](#) (see below).

### A.1 Phoneme probability estimator

The phoneme model of [Heilbron et al. \(2022\)](#), whose surprisal and entropy measures we use as control predictors, combines a word-level language model prior and a cohort-based likelihood. For some prior phoneme sequence  $p_1, \dots, p_{t-1}$  and some incoming phoneme  $p_t$  in a linguistic

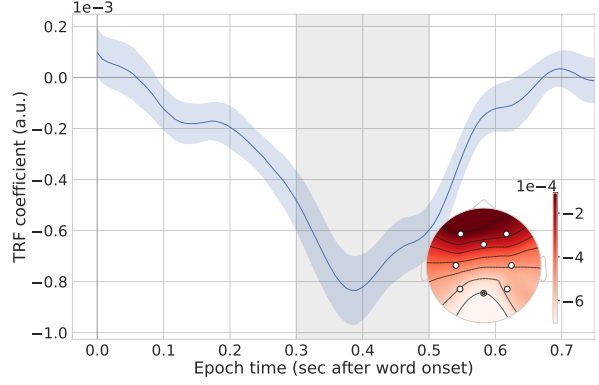


Figure 5: Modulation of scalp voltage by surprisal in the baseline model at a central posterior sensor, highlighted in inset figure. Error regions denote s.e.m. ( $n = 19$ ). Inset: spatial distribution of surprisal modulations averaged within vertical gray region, where less saturated colors denote more negative response.

context  $C$ , we define

$$\begin{aligned}
 &P(p_t | p_1, \dots, p_{t-1}, C) \\
 &\propto \sum_{w \in V} P(w | C, p_1, \dots, p_{t-1}) P(p_t | w) \\
 &= \sum_{w \in V} P(w | C) \mathbf{1}\{w \in \text{Coh}(p_1, \dots, p_{t-1}, p_t)\}
 \end{aligned} \tag{7}$$

where  $V$  is a vocabulary of all possible word forms, and  $\text{Coh}(p_1, \dots, p_t)$  denotes the cohort of a phoneme sequence  $p_1, \dots, p_t$  — i.e., all the words which share the given prefix of phonemes.

This model thus effectively renormalizes a language model’s word-level prior  $P(w | C)$  among words which are exactly phonologically compatible with an observed prefix. See [Heilbron et al. \(2022\)](#) for further details on the model specification.

## B Estimated neural responses to controls

Figure 5 shows the baseline model’s estimated response to a word’s surprisal. The model recovers the standard broad negative response centered around 400 ms post word onset, which aligns with recent EEG studies of naturalistic language comprehension in both listening ([Heilbron et al., 2022](#); [Gillis et al., 2021](#); [Donhauser and Baillet, 2020](#)) and reading ([Frank et al., 2015](#)).

Figure 6 shows estimates of the neural response to phoneme surprisal from both the baseline model and the optimal variable model. All models tested in this paper included this phoneme surprisal predictor; the main results of the paper thus tar-

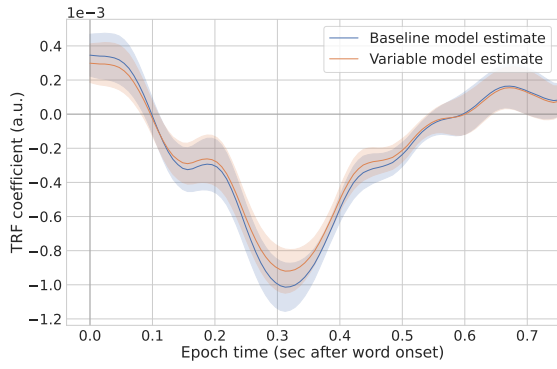


Figure 6: Modulation of scalp voltage at the same central parietal sensor used in Figure 3a by phoneme surprisal, estimated in the baseline model and the optimal variable model. Error regions denote s.e.m. ( $n = 19$ ).

get neural activity above and beyond what is explained by phoneme-level responses. See Section 4.3 for further discussion.