

Towards Unsupervised Recognition of Token-level Semantic Differences in Related Documents

Jannis Vamvas and Rico Sennrich

Department of Computational Linguistics, University of Zurich
{vamvas,sennrich}@cl.uzh.ch

Abstract

Automatically highlighting words that cause semantic differences between two documents could be useful for a wide range of applications. We formulate recognizing semantic differences (RSD) as a token-level regression task and study three unsupervised approaches that rely on a masked language model. To assess the approaches, we begin with basic English sentences and gradually move to more complex, cross-lingual document pairs. Our results show that an approach based on word alignment and sentence-level contrastive learning has a robust correlation to gold labels. However, all unsupervised approaches still leave a large margin of improvement. Code to reproduce our experiments is available.¹

1 Introduction

A pair of documents can have semantic differences for a variety of reasons: For example, one document might be a revised version of the second one, or it might be a noisy translation. Highlighting words that contribute to a semantic difference is a challenging task (Figure 1). Previous work has studied word-level predictions in the context of interpretable textual similarity (Lopez-Gazpio et al., 2017) or evaluation of generated text (Fomicheva et al., 2022), but did not necessarily focus on semantic differences as the main target.

In this paper, we conceptualize the task of recognizing semantic differences (RSD) as a semantic *diff* operation. We assume that there are relatively few semantic differences and that many words are negative examples. Our goal is to label words using self-supervised encoders such as XLM-R (Conneau et al., 2020) without additional training data. Specifically, we investigate three simple metrics:

1. Performing word alignment and highlighting words that cannot be aligned;

¹<https://github.com/ZurichNLP/recognizing-semantic-differences>

Chinese shares close
higher Friday. Syria
opposition threatens
to quit talks.

L'opposition syrienne accepte
des pourparlers. Les actions
chinoises clôturent en baisse
mercredi.

Figure 1: While *diff* is a common tool for comparing code, highlighting the semantic differences in natural language documents can be more challenging. In this paper, we evaluate on synthetic documents that combine several such challenges, including cross-lingual comparison and non-monotonic sentence alignment.

2. Comparing document similarity with and without a word present in the document;
3. Comparing masked language modeling surprisal with and without the other document provided as context.

To evaluate these approaches automatically, we convert data from the SemEval-2016 Task for Interpretable Semantic Textual Similarity (iSTS; Agirre et al., 2016) into a token-level regression task, relabeling some words to better fit the goal of RSD.² We then programmatically create increasingly complex variations of this test set in order to study the robustness of the metrics: We add more negative examples, concatenate the sentences into synthetic documents, permute the order of sentences within the documents, and finally add a cross-lingual dimension by translating one side of the test set.

Our experiments show that the first metric correlates best to the gold labels, since measuring the alignability of words has a relatively consistent accuracy across complexity levels. However, while unsupervised approaches have the advantage of not requiring manual annotations, we find that there is a considerable gap to perfect accuracy, especially for cross-lingual document pairs. Future work could tackle the task by developing supervised models. Besides providing a baseline, unsupervised metrics could also serve as features for such models.

²In iSTS, opposites such as 'higher' and 'lower' are considered similar to each other, whereas we consider this to be a semantic difference worth highlighting.

2 Task Formulation

The goal of RSD is to analyze two word sequences $A = a_1, \dots, a_n$ and $B = b_1, \dots, b_m$ and to estimate, individually for each word, the degree to which the word causes a semantic difference between A and B . For example, given the sentences ‘Nice sweater!’ and ‘Great news!’, the correct labels would be close to 0 for ‘Nice’ and ‘Great’ and close to 1 for ‘sweater’ and ‘news’.

Transformer-based encoders usually process documents as sequences of subword tokens. Our strategy is to predict labels for individual subwords and to average the labels of the subword tokens that make up a word. To make the notation more readable, we use A and B to refer to the tokenized sequences as well.

3 Recognition Approaches

Alignability of a Word The final hidden states of a Transformer encoder (Vaswani et al., 2017) represent A as a sequence of token embeddings $\mathbf{h}(A) = \mathbf{h}(a_1), \dots, \mathbf{h}(a_n)$. In the same way, B is independently encoded into $\mathbf{h}(B) = \mathbf{h}(b_1), \dots, \mathbf{h}(b_m)$.

A simple approach to RSD is to calculate a soft token alignment between $\mathbf{h}(A)$ and $\mathbf{h}(B)$ and to identify tokens that are aligned with low confidence. A greedy alignment is usually calculated using the pairwise cosine similarity between hidden states (Jalili Sabet et al., 2020; Zhang et al., 2020). The prediction for a token a_i is then given by:

$$\text{diff}_{\text{align}}(a_i) = 1 - \max_{b_j \in B} \cos(\mathbf{h}(a_i), \mathbf{h}(b_j)).$$

Deletability of a Word Previous work has shown that encoders such as XLM-R may be fine-tuned such that the averages of their hidden states serve as useful sentence representations (Reimers and Gurevych, 2019; Gao et al., 2021). The similarity of two sentences can be estimated using the cosine similarity between these averages:

$$\begin{aligned} \text{sim}(A, B) &= \cos(\text{avg}(A), \text{avg}(B)) \\ &= \cos\left(\frac{1}{|A|} \sum_{a_i \in A} \mathbf{h}(a_i), \frac{1}{|B|} \sum_{b_j \in B} \mathbf{h}(b_j)\right). \end{aligned}$$

We approximate the similarity of a partial sequence $A \setminus a_i$, where a_i is deleted, by excluding the token from the average:

$$\text{sim}(A \setminus a_i, B) = \cos(\text{avg}(A) - \frac{1}{|A|} \mathbf{h}(a_i), \text{avg}(B)).$$

The change in similarity when deleting a_i can then serve as a prediction for a_i , which we normalize to the range $[0, 1]$:

$$\text{diff}_{\text{del}}(a_i) = \frac{\text{sim}(A \setminus a_i, B) - \text{sim}(A, B) + 1}{2}.$$

Cross-entropy of a Word Encoders such as XLM-R or BERT (Devlin et al., 2019) have been trained using masked language modeling, which can be leveraged for our task. Let $H(a_i|A')$ be the cross-entropy under a masked language model that predicts the token a_i given a context A' , where a_i has been masked. By concatenating B and A' into an augmented context BA' , we can test whether the additional context helps the language model predict a_i . If the inclusion of B does not reduce the cross-entropy, this could indicate that B does not contain any information related to a_i :

$$\text{npmi}(a_i|A'; BA') = \frac{H(a_i|A') - H(a_i|BA')}{\max(H(a_i|A'), H(a_i|BA'))},$$

$$\text{diff}_{\text{mask}}(a_i) = 1 - \max(0, \text{npmi}(a_i|A'; BA')).$$

We base our score on normalized pointwise mutual information (npmi), with a simple transformation to turn it into $\text{diff}_{\text{mask}}$, a semantic difference score between 0 and 1.

4 Evaluation Design

4.1 Annotations

We build on annotated data from the SemEval-2016 Task 2 for Interpretable Semantic Textual Similarity (iSTS; Agirre et al., 2016). These data consist of English sentence pairs that are related but usually do not have the same meaning. The iSTS task is to group the tokens into chunks, to compute a chunk alignment and to label the chunk alignments with a type and a similarity score.

The iSTS annotations can be re-used for our task formulation by labeling each word with the inverse of the similarity score of the corresponding chunk alignment. If two chunks are aligned and have a high similarity, the words of the chunks receive a label close to 0. In contrast, if two aligned chunks have low similarity, or if a chunk is not aligned to any chunk in the other sentence, the words receive a label close to 1. Our evaluation metric is the Spearman correlation between the gold labels and the predicted labels across all words in the dataset.

Following iSTS, we do not consider punctuation, i.e., we exclude punctuation when calculating the

correlation. We deviate from the original iSTS annotations with regard to chunks with opposite meaning, marking them as differences. Further details are provided in Appendix A.

4.2 Negative Examples

Most sentence pairs in iSTS have a major semantic difference. To simulate a scenario with fewer such positive examples, we add additional negative examples to the test set. We use human-verified paraphrase pairs from PAWS (Zhang et al., 2019), where we label each word in the two sentences with a 0.

4.3 Synthetic Documents with Permutations

In addition, we experiment with concatenating batches of sentences into documents. The documents should be considered synthetic because the individual sentences are arbitrary and there is no document-level coherence. Despite this limitation, synthetic documents should allow us to test the approaches on longer sequences and even sequences where the information is presented in slightly different order.

Specifically, we keep document A in place and randomly permute the order of the sentences in B to receive B^i , where i is the count of unordered sentences (*inversion number*). We control the degree of permutation via i , and sample a permuted document B^i for each B in the dataset.

4.4 Cross-lingual Examples

Finally, we evaluate on the recognition of differences between a document in English and a document in another language. For sentences from PAWS, we use existing human translations into German, Spanish, French, Japanese, Korean, and Chinese (PAWS-X; Yang et al., 2019). For iSTS, we machine-translate the sentences into these languages using DeepL, a commercial service. A risk of machine translation are accuracy errors that add (or eliminate) semantic differences. Our assumption is that any such errors are negligible compared to the absolute number of semantic differences in the dataset.³

In order to reduce annotation effort, we limit the evaluation to an English-centric setup where only the English sentence is annotated. When calculat-

³We manually analyzed a sample of 100 English–German translations. While five samples had issues with fluency, only one sample contained an accuracy error.

ing the evaluation metric, only the predictions on the English documents are considered.

5 Experimental Setup

We concatenate the ‘headlines’ and ‘images’ subsets of the iSTS dataset into a single dataset. We create a validation split by combining the iSTS training split with the PAWS-X validation split. Similarly, we create a test split by combining the iSTS test split with the PAWS-X test split. Appendix D reports data statistics.

We perform our experiments on the multilingual XLM-R model of size ‘base’. In addition to the standard model, we also evaluate a model fine-tuned on SimCSE (Gao et al., 2021). SimCSE is a self-supervised contrastive learning objective that is commonly used for adapting a masked language model to the task of embedding sentences. To train XLM-R with SimCSE, we use 1M sentences from English Wikipedia and calculate sentence embeddings by averaging the final hidden states of the encoder. We train 10 checkpoints with different random seeds and report average metrics across the checkpoints. Details are provided in Appendix B.

6 Results

Table 1 presents validation results for the different approaches. We observe positive correlations throughout. Adding 50% paraphrases as negative examples to the test set leads to a decreased accuracy, indicating that imbalanced input is a challenge. When moving on to synthetic test documents composed of 5 sentences, the approaches tend to converge: word alignment becomes slightly less accurate, while diff_{del} seems to benefit from the increased sequence length. Furthermore, when one of the two test documents is permuted with 5 inversions, recognizing the differences becomes slightly more difficult for most approaches.

Finally, cross-lingual document pairs clearly present a challenge to all approaches, since we observe a consistent decline in terms of the average correlation across the six language pairs. Appendix G provides results for the individual target languages, which show that comparing English documents to documents in Japanese, Korean or Chinese is particularly challenging. Appendices H and I juxtapose monolingual cross-lingual comparisons, illustrating that the latter are less accurate.

Discussion of $\text{diff}_{\text{align}}$ When using XLM-R without further adaptation, the hidden states from the

Approach	iSTS	+ Negatives 50% paraphrases	+ Documents 5 sentences	+ Permuted 5 inversions	+ Cross-lingual 6 language pairs
$\text{diff}_{\text{align}}$					
– XLM-R (last layer)	51.6	51.5	49.1	45.9	17.1
– XLM-R (8th layer)	56.9	51.0	49.5	48.1	28.7
– XLM-R + SimCSE	64.4	62.3	57.9	56.9	33.5
diff_{del} (XLM-R + SimCSE)	29.6	9.8	29.3	25.8	4.0
$\text{diff}_{\text{mask}}$ (XLM-R)	51.2	46.1	49.4	49.7	24.9

Table 1: Comparison of different approaches and encoder models on the RSD validation split. The table reports word-level Spearman correlation to the gold labels. The variations are cumulative: the last column refers to a cross-lingual test set of permuted documents containing negative examples.

8th layer yield a more useful word alignment than the last layer, which confirms previous findings (Jalili Sabet et al., 2020; Zhang et al., 2020). Interestingly, we find that fine-tuning the model with SimCSE strongly improves these results. Even though SimCSE is an unsupervised sentence-level objective, the results suggest that learning sentence-level representations also improves the quality of word alignment. This is in line with a related finding of Leiter (2021) that supervised fine-tuning on NLI can improve the explainability of BERTScore.

Discussion of diff_{del} Relying on the deletability of a word has a lower accuracy than word alignment. In Appendix F we test more complex formulations of diff_{del} and find that accuracy can be improved by deleting bigrams and trigrams in addition to subword unigrams, but does not reach the accuracy of $\text{diff}_{\text{align}}$.

Discussion of $\text{diff}_{\text{mask}}$ Using the cross-entropy of masked language modeling yields some competitive results on longer documents. However, latency measurements show that this approach is much slower than the other approaches, since the documents need to be re-encoded for each masked word (Appendix C).

For the best-performing approach, $\text{diff}_{\text{align}}$ with SimCSE, we report results on the test split in Appendix E. The test results confirm the patterns we have observed on the validation set.

7 Related Work

The idea of highlighting semantic differences or similarities on the level of individual words has influenced several research areas, notably interpretable semantic textual similarity (Lopez-Gazpio

et al., 2017) and the evaluation of generated text (Freitag et al., 2021; Fomicheva et al., 2022; Zerva et al., 2022; Rei et al., 2023). Other application areas include content synchronization across documents (Mehdad et al., 2012) and the detection of relevant differences in legal texts (Li et al., 2022).

Some previous work has explored unsupervised or indirectly supervised approaches to such tasks. Leiter (2021) measured the alignability of words to identify words that negatively impact the quality of translations. Word alignment has also been used to estimate sentence similarity (Mathur et al., 2019; Zhang et al., 2020), and Lee et al. (2022) fine-tuned such a similarity metric with sentence-level supervision in order to promote word-level interpretability.

Deleting words to measure their effect on sentence similarity is related to occlusion-based feature attribution methods (Robnik-Šikonja and Kononenko, 2008). Yao et al. (2023) used a similar method to evaluate sentence representations. Finally, the effect of context on cross-entropy (*cross-mutual information*) has previously been analyzed in the context of machine translation (Bugliarello et al., 2020; Fernandes et al., 2021).

8 Conclusion

We formulated the task of recognizing semantic differences (RSD) between two documents as a token-level regression task and analyzed several unsupervised approaches towards this task. Our experiments use annotations from iSTS, which we programmatically recombined into more challenging variants of the test set. We found that the alignability of a word is the most accurate measure,

especially when the word alignment is computed with a SimCSE-adapted masked language model.

Limitations

Like many NLP tasks, RSD is difficult to formalize. In some edge cases, it is unclear which words ‘cause’ a semantic difference, given that natural language is not entirely compositional. For example, it is unclear which specific words should be highlighted in the pair ‘flights from New York to Florida’ and ‘flights from Florida to New York’. Since iSTS focuses on the annotation of syntactic chunks, we follow that convention and assign the same label to all words in a chunk.

Another challenge is distinguishing between semantic and non-semantic differences. This paper re-uses annotations from the iSTS datasets and thus inherits its guidelines (except for phrases with opposite meaning, where we stress semantic difference, while iSTS stresses semantic relatedness).

Furthermore, we assume that semantics is invariant to machine translation (MT) into another language. In practice, MT might introduce errors that add or eliminate semantic differences, and human translation might be more reliable. However, we expect there to be little correlation between the gold differences and any accuracy errors that might be introduced by MT. Moreover, there are no low-resource language pairs in the experiment, where the risk of MT accuracy errors would be higher.

A methodical limitation is that our experiments are based on synthetic documents that we compiled programmatically from human-annotated sentences, such as headlines and image captions. Our assumption is that synthetic documents can help us learn about the accuracy of different recognition approaches and that the findings will roughly translate to natural documents. Finally, we assume that the gold labels that human annotators originally applied to individual sentence pairs remain valid when the sentence pairs are embedded in an arbitrary context.

Acknowledgements

This work was funded by the Swiss National Science Foundation (project MUTAMUR; no. 176727). We would like to thank Chantal Amrhein and Marek Kostrzewa for helpful feedback.

References

- Eneko Agirre, Aitor Gonzalez-Agirre, Iñigo Lopez-Gazpio, Montse Maritxalar, German Rigau, and Larraitz Uria. 2016. [SemEval-2016 task 2: Interpretable semantic textual similarity](#). In *Proceedings of the 10th International Workshop on Semantic Evaluation (SemEval-2016)*, pages 512–524, San Diego, California. Association for Computational Linguistics.
- Emanuele Bugliarello, Sabrina J. Mielke, Antonios Anastasopoulos, Ryan Cotterell, and Naoaki Okazaki. 2020. [It’s easier to translate out of English than into it: Measuring neural translation difficulty by cross-mutual information](#). In *Proceedings of the 58th Annual Meeting of the Association for Computational Linguistics*, pages 1640–1649, Online. Association for Computational Linguistics.
- Alexis Conneau, Kartikay Khandelwal, Naman Goyal, Vishrav Chaudhary, Guillaume Wenzek, Francisco Guzmán, Edouard Grave, Myle Ott, Luke Zettlemoyer, and Veselin Stoyanov. 2020. [Unsupervised cross-lingual representation learning at scale](#). In *Proceedings of the 58th Annual Meeting of the Association for Computational Linguistics*, pages 8440–8451, Online. Association for Computational Linguistics.
- Jacob Devlin, Ming-Wei Chang, Kenton Lee, and Kristina Toutanova. 2019. [BERT: Pre-training of deep bidirectional transformers for language understanding](#). In *Proceedings of the 2019 Conference of the North American Chapter of the Association for Computational Linguistics: Human Language Technologies, Volume 1 (Long and Short Papers)*, pages 4171–4186, Minneapolis, Minnesota. Association for Computational Linguistics.
- Patrick Fernandes, Kayo Yin, Graham Neubig, and André F. T. Martins. 2021. [Measuring and increasing context usage in context-aware machine translation](#). In *Proceedings of the 59th Annual Meeting of the Association for Computational Linguistics and the 11th International Joint Conference on Natural Language Processing (Volume 1: Long Papers)*, pages 6467–6478, Online. Association for Computational Linguistics.
- Marina Fomicheva, Lucia Specia, and Nikolaos Aletras. 2022. [Translation error detection as rationale extraction](#). In *Findings of the Association for Computational Linguistics: ACL 2022*, pages 4148–4159, Dublin, Ireland. Association for Computational Linguistics.
- Markus Freitag, George Foster, David Grangier, Viresh Ratnakar, Qijun Tan, and Wolfgang Macherey. 2021. [Experts, Errors, and Context: A Large-Scale Study of Human Evaluation for Machine Translation](#). *Transactions of the Association for Computational Linguistics*, 9:1460–1474.
- Tianyu Gao, Xingcheng Yao, and Danqi Chen. 2021. [SimCSE: Simple contrastive learning of sentence embeddings](#). In *Proceedings of the 2021 Conference*

- on *Empirical Methods in Natural Language Processing*, pages 6894–6910, Online and Punta Cana, Dominican Republic. Association for Computational Linguistics.
- Masoud Jalili Sabet, Philipp Dufter, François Yvon, and Hinrich Schütze. 2020. [SimAlign: High quality word alignments without parallel training data using static and contextualized embeddings](#). In *Findings of the Association for Computational Linguistics: EMNLP 2020*, pages 1627–1643, Online. Association for Computational Linguistics.
- Seonghyeon Lee, Dongha Lee, Seongbo Jang, and Hwanjo Yu. 2022. [Toward interpretable semantic textual similarity via optimal transport-based contrastive sentence learning](#). In *Proceedings of the 60th Annual Meeting of the Association for Computational Linguistics (Volume 1: Long Papers)*, pages 5969–5979, Dublin, Ireland. Association for Computational Linguistics.
- Christoph Wolfgang Leiter. 2021. [Reference-free word- and sentence-level translation evaluation with token-matching metrics](#). In *Proceedings of the 2nd Workshop on Evaluation and Comparison of NLP Systems*, pages 157–164, Punta Cana, Dominican Republic. Association for Computational Linguistics.
- Xiang Li, Jiaxun Gao, Diana Inkpen, and Wolfgang Alschner. 2022. [Detecting relevant differences between similar legal texts](#). In *Proceedings of the Natural Legal Language Processing Workshop 2022*, pages 256–264, Abu Dhabi, United Arab Emirates (Hybrid). Association for Computational Linguistics.
- I. Lopez-Gazpio, M. Maritxalar, A. Gonzalez-Agirre, G. Rigau, L. Uria, and E. Agirre. 2017. [Interpretable semantic textual similarity: Finding and explaining differences between sentences](#). *Knowledge-Based Systems*, 119:186–199.
- Nitika Mathur, Timothy Baldwin, and Trevor Cohn. 2019. [Putting evaluation in context: Contextual embeddings improve machine translation evaluation](#). In *Proceedings of the 57th Annual Meeting of the Association for Computational Linguistics*, pages 2799–2808, Florence, Italy. Association for Computational Linguistics.
- Yashar Mehdad, Matteo Negri, and Marcello Federico. 2012. [Detecting semantic equivalence and information disparity in cross-lingual documents](#). In *Proceedings of the 50th Annual Meeting of the Association for Computational Linguistics (Volume 2: Short Papers)*, pages 120–124, Jeju Island, Korea. Association for Computational Linguistics.
- Ricardo Rei, Nuno M. Guerreiro, Marcos Treviso, Luisa Coheur, Alon Lavie, and André Martins. 2023. [The inside story: Towards better understanding of machine translation neural evaluation metrics](#). In *Proceedings of the 61st Annual Meeting of the Association for Computational Linguistics (Volume 2: Short Papers)*, pages 1089–1105, Toronto, Canada. Association for Computational Linguistics.
- Nils Reimers and Iryna Gurevych. 2019. [Sentence-BERT: Sentence embeddings using Siamese BERT-networks](#). In *Proceedings of the 2019 Conference on Empirical Methods in Natural Language Processing and the 9th International Joint Conference on Natural Language Processing (EMNLP-IJCNLP)*, pages 3982–3992, Hong Kong, China. Association for Computational Linguistics.
- Marko Robnik-Šikonja and Igor Kononenko. 2008. [Explaining classifications for individual instances](#). *IEEE Transactions on Knowledge and Data Engineering*, 20(5):589–600.
- Ashish Vaswani, Noam Shazeer, Niki Parmar, Jakob Uszkoreit, Llion Jones, Aidan N Gomez, Łukasz Kaiser, and Illia Polosukhin. 2017. [Attention is all you need](#). In *Advances in Neural Information Processing Systems*, volume 30. Curran Associates, Inc.
- Yinfei Yang, Yuan Zhang, Chris Tar, and Jason Baldridge. 2019. [PAWS-X: A cross-lingual adversarial dataset for paraphrase identification](#). In *Proceedings of the 2019 Conference on Empirical Methods in Natural Language Processing and the 9th International Joint Conference on Natural Language Processing (EMNLP-IJCNLP)*, pages 3687–3692, Hong Kong, China. Association for Computational Linguistics.
- Wenlin Yao, Lifeng Jin, Hongming Zhang, Xiaoman Pan, Kaiqiang Song, Dian Yu, Dong Yu, and Jianshu Chen. 2023. [How do words contribute to sentence semantics? revisiting sentence embeddings with a perturbation method](#). In *Proceedings of the 17th Conference of the European Chapter of the Association for Computational Linguistics*, pages 3001–3010, Dubrovnik, Croatia. Association for Computational Linguistics.
- Chrysoula Zerva, Frédéric Blain, Ricardo Rei, Piyawat Lertvittayakumjorn, José G. C. de Souza, Steffen Eger, Diptesh Kanojia, Duarte Alves, Constantin Orăsan, Marina Fomicheva, André F. T. Martins, and Lucia Specia. 2022. [Findings of the WMT 2022 shared task on quality estimation](#). In *Proceedings of the Seventh Conference on Machine Translation (WMT)*, pages 69–99, Abu Dhabi, United Arab Emirates (Hybrid). Association for Computational Linguistics.
- Tianyi Zhang, Varsha Kishore, Felix Wu, Kilian Q. Weinberger, and Yoav Artzi. 2020. [Bertscore: Evaluating text generation with bert](#). In *International Conference on Learning Representations*.
- Yuan Zhang, Jason Baldridge, and Luheng He. 2019. [PAWS: Paraphrase adversaries from word scrambling](#). In *Proceedings of the 2019 Conference of the North American Chapter of the Association for Computational Linguistics: Human Language Technologies, Volume 1 (Long and Short Papers)*, pages 1298–1308, Minneapolis, Minnesota. Association for Computational Linguistics.

A Converting iSTS into an RSD Dataset

We derive our test set from the 2016 iSTS dataset described by Agirre et al. (2016). The original URLs of the data are:

- Train: http://alt.qcri.org/semeval2016/task2/data/uploads/train_2015_10_22.utf-8.tar.gz
- Test: http://alt.qcri.org/semeval2016/task2/data/uploads/test_goldstandard.tar.gz

Examples from the iSTS dataset consist of two tokenized sentences and the corresponding chunk alignments. Every chunk alignment is annotated with an alignment type and a similarity score between 1 and 5, where 5 means semantic equivalence. If no corresponding chunk is found in the other sentence, the chunk has a similarity score of NIL, which corresponds to 0.

We determine word-level labels for our difference recognition task as follows:

1. The similarity score for a chunk is applied to the individual words in the chunk.
2. The label is calculated as $1 - \text{score}/5$.

A small number of chunks are aligned with the OPPO type, which denotes opposite meaning. The iSTS annotation guidelines encouraged the annotators to assign relatively high similarity scores to strong opposites. However, in the context of RSD, we regard opposite meaning as a difference. To account for this, we re-label the OPPO alignments with the similarity score 0. An example are the words ‘lower’ and ‘higher’ in Appendix H, which were originally aligned with a score of 4.

When creating cross-lingual examples, we translate all the sentence pairs (A, B) in the dataset from English to the target languages, resulting in the translations A' and B' . We then combine them into two cross-lingual examples: A compared to B' and B compared to A' . We only consider the predictions on A and B , respectively, when calculating the correlations, since we lack gold labels for the translations.

The converted data are available for download at <https://huggingface.co/datasets/ZurichNLP/rsd-ists-2016>.

B SimCSE Training Details

Positive examples for SimCSE (Gao et al., 2021) are created by applying two random dropout masks to a sentence S_i , which results in two encodings $\mathbf{h}(S_i)$ and $\mathbf{h}'(S_i)$. Negative examples are arbitrary sentence pairs in the mini-batch. The training objective is:

$$\ell_i = -\log \frac{e^{\text{sim}(\mathbf{h}(S_i), \mathbf{h}'(S_i))/\tau}}{\sum_{j=1}^N e^{\text{sim}(\mathbf{h}(S_i), \mathbf{h}'(S_j))/\tau}},$$

where N is the batch size, τ is a temperature parameter, and $\text{sim}(\mathbf{h}, \mathbf{h}')$ is a similarity measure. In our experiments, we use the cosine similarity of the average hidden states as a similarity measure:

$$\text{sim}_{\text{avg}}(\mathbf{h}, \mathbf{h}') = \cos(\text{avg}(\mathbf{h}), \text{avg}(\mathbf{h}')).$$

For training XLM-R on SimCSE, we use a maximum sequence length of 128. Otherwise we use the hyperparameters recommended by Gao et al. (2021), namely a batch size of 512, a learning rate of $1e-5$, and $\tau = 0.05$, and we train the model for one epoch.

A model checkpoint is made available at the URL: <https://huggingface.co/ZurichNLP/unsup-simcse-xlm-roberta-base>.

C Latency Measurements

Approach	Time per 1000 Tokens
diff _{align}	0.44 s
diff _{del}	0.45 s
diff _{mask}	97.04 s

Table 2: Comparison of inference time. We use XLM-R of size ‘base’ with batch size of 16 on an RTX 3090 GPU. We report the number of seconds needed to make predictions for 1000 tokens of the iSTS test set.

D Dataset Statistics

Dataset	Document pairs	Tokens	Labels < 0.5	Labels \geq 0.5	Unlabeled Tokens
<i>Validation split</i>					
iSTS	1506	27046	64.5%	28.2%	7.3%
+ Negatives (50% paraphrases)	3012	92443	80.6%	8.2%	11.1%
+ Documents (5 sentences)	602	92389	80.7%	8.2%	11.1%
+ Permuted (5 inversions)	602	92389	80.7%	8.2%	11.1%
+ Cross-lingual (DE)	1204	183609	40.6%	4.1%	55.2%
<i>Test split</i>					
iSTS	750	13801	70.0%	22.9%	7.0%
+ Negatives (50% paraphrases)	1500	46671	82.4%	6.8%	10.8%
+ Documents (5 sentences)	300	46671	82.4%	6.8%	10.8%
+ Permuted (5 inversions)	300	46671	82.4%	6.8%	10.8%
+ Cross-lingual (DE)	600	92649	41.3%	3.4%	55.3%

Table 3: Statistics for the validation and test sets. The variations are cumulative, e.g., the bottom row combines all previous variations.

E Test Results

Approach	iSTS	+ Negatives	+ Documents	+ Permuted	+ Cross-lingual
diff _{align} XLM-R + SimCSE	62.1	61.1	57.0	55.1	31.7

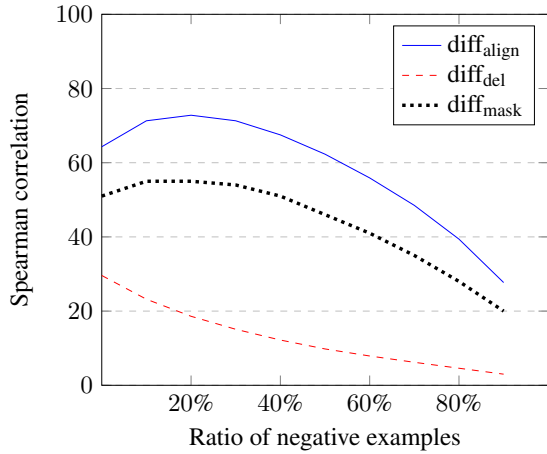
Table 4: Results on the RSD test split for the best-performing approach. The table reports word-level Spearman correlation to the gold labels.

F Ablations for diff_{del}

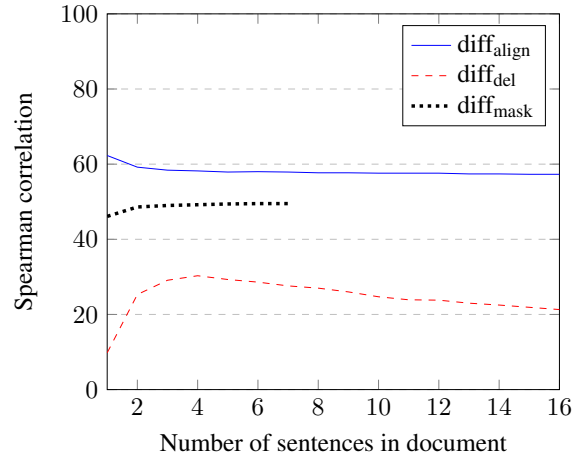
Approach	iSTS	+ Negatives	+ Documents	+ Permuted	+ Cross-lingual
diff _{del} XLM-R + SimCSE	29.6	9.8	29.3	25.8	4.0
– unigrams and bigrams	35.2	10.5	32.3	28.3	4.3
– unigrams, bigrams and trigrams	38.1	10.2	33.5	29.2	4.4
– unigrams with re-encoding	42.4	11.5	24.0	22.2	6.2

Table 5: Evaluation of more complex variants of diff_{del} on the validation split. Measuring the deletability of bigrams or trigrams of subword tokens (instead of only single tokens) tends to improve Spearman correlation. In contrast, encoding the partial sentences from scratch (instead of encoding the full sentence once and then excluding hidden states from the mean) does not consistently improve the metric.

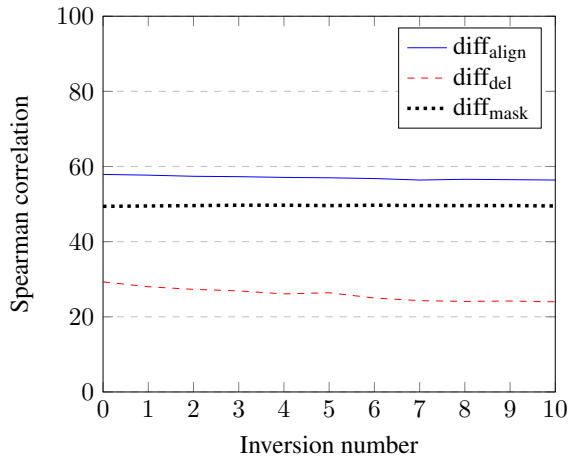
G Additional Results



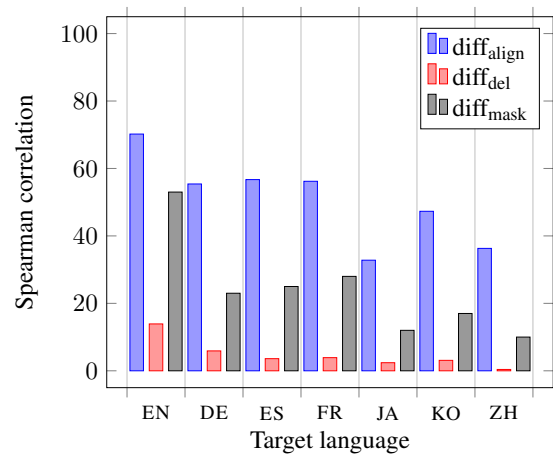
(a) Recognizing differences among an increasing amount of negative examples, which do not have semantic differences.



(b) Recognizing differences between increasingly longer synthetic documents (ratio of negative sentence pairs: 50%). $\text{diff}_{\text{mask}}$ is limited to the maximum sequence length of the masked language model.



(c) Recognizing differences between increasingly permuted documents (document length: 5 sentences; ratio of negative sentence pairs: 50%).



(d) Recognizing differences between English source sentences and target sentences in various languages (ratio of negative examples: 50%).

Figure 2: Additional results for variants of the validation set. The $\text{diff}_{\text{align}}$ and diff_{del} approaches use an XLM-R model fine-tuned with SimCSE; the $\text{diff}_{\text{mask}}$ approach uses the standard XLM-R model.

H Examples (English)

Gold labels

Chinese shares close higher Friday. Syria opposition threatens to quit talks.
Syria opposition agrees to talks. Chinese shares close lower Wednesday.

diff_{align} XLM-R (last layer)

Chinese shares close higher Friday. Syria opposition threatens to quit talks.
Syria opposition agrees to talks. Chinese shares close lower Wednesday.

diff_{align} XLM-R + SimCSE

Chinese shares close higher Friday. Syria opposition threatens to quit talks.
Syria opposition agrees to talks. Chinese shares close lower Wednesday.

diff_{del} XLM-R + SimCSE

Chinese shares close higher Friday. Syria opposition threatens to quit talks.
Syria opposition agrees to talks. Chinese shares close lower Wednesday.

diff_{mask} XLM-R

Chinese shares close higher Friday. Syria opposition threatens to quit talks.
Syria opposition agrees to talks. Chinese shares close lower Wednesday.

Figure 3: Predictions for an example document pair with two English sentences each. The example contains one inversion, since the two sentences in the second document have been swapped. The gold labels are derived from the SemEval-2016 Task 2 for Interpretable Semantic Textual Similarity (Agirre et al., 2016).

I Examples (Cross-lingual)

Gold labels

Chinese shares close higher Friday. Syria opposition threatens to quit talks.
L'opposition syrienne accepte des pourparlers. Les actions chinoises clôturent en baisse mercredi.

diff_{align} XLM-R (last layer)

Chinese shares close higher Friday. Syria opposition threatens to quit talks.
L'opposition syrienne accepte des pourparlers. Les actions chinoises clôturent en baisse mercredi.

diff_{align} XLM-R + SimCSE

Chinese shares close higher Friday. Syria opposition threatens to quit talks.
L'opposition syrienne accepte des pourparlers. Les actions chinoises clôturent en baisse mercredi.

diff_{del} XLM-R + SimCSE

Chinese shares close higher Friday. Syria opposition threatens to quit talks.
L'opposition syrienne accepte des pourparlers. Les actions chinoises clôturent en baisse mercredi.

diff_{mask} XLM-R

Chinese shares close higher Friday. Syria opposition threatens to quit talks.
L'opposition syrienne accepte des pourparlers. Les actions chinoises clôturent en baisse mercredi.

Figure 4: Predictions for the example in Figure 1, where the second document has been machine-translated into French. Note that the non-English documents in our test examples do not have gold labels. In our experiments, we only evaluate the predictions for the English document.