

A Pretrainer’s Guide to Training Data: Measuring the Effects of Data Age, Domain Coverage, Quality, & Toxicity

Shayne Longpre¹◇* Gregory Yauney²◇* Emily Reif³◇ Katherine Lee^{2,3}◇
 Adam Roberts³ Barret Zoph⁴† Denny Zhou³ Jason Wei⁴† Kevin Robinson³
 David Mimno²◇ Daphne Ippolito³◇

¹ MIT ² Cornell University ³ Google Research ⁴ OpenAI

Abstract

Pretraining is the preliminary and fundamental step in developing capable language models (LM). Despite this, pretraining data design is critically under-documented and often guided by empirically unsupported intuitions. To address this, we pretrain 28 1.5B parameter decoder-only models, training on data curated (1) at different times, (2) with varying toxicity and quality filters, and (3) with different domain compositions. First, we quantify the effect of pretraining data age. A temporal shift between evaluation data and pretraining data leads to performance degradation, which is not overcome by finetuning. Second, we explore the effect of quality and toxicity filters, showing a trade-off between performance on standard benchmarks and risk of toxic generations. Our findings indicate there does not exist a one-size-fits-all solution to filtering training data. We also find that the effects of different types of filtering are not predictable from text domain characteristics. Lastly, we empirically validate that the inclusion of heterogeneous data sources, like books and web, is broadly beneficial and warrants greater prioritization. These findings constitute the largest set of experiments to validate, quantify, and expose many undocumented intuitions about text pretraining, which we hope will help support more informed data-centric decisions in LM development.

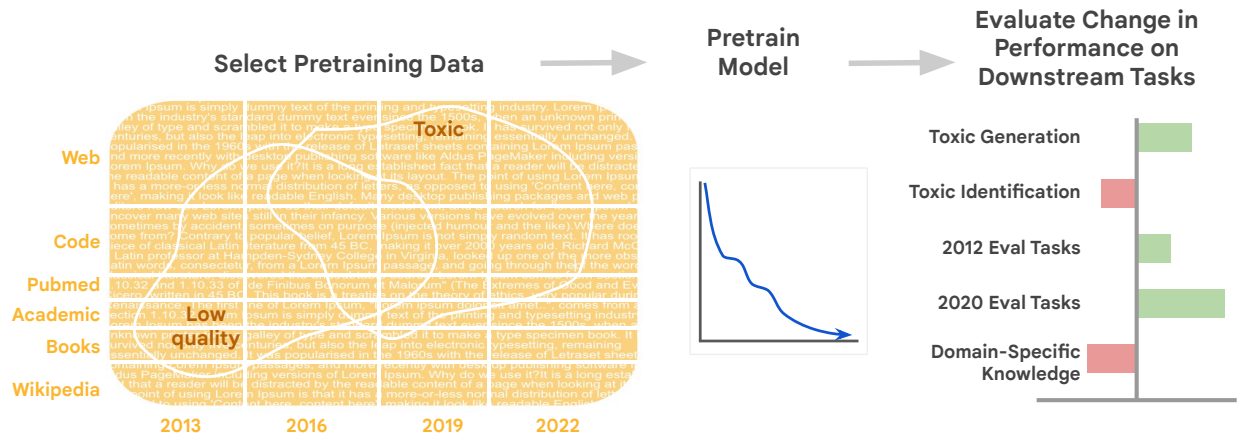


Figure 1: The experimental pretraining curation pipeline includes three steps: sub-selecting data from C4 or the Pile, pretraining a language model, and evaluating its change in performance over several benchmarks.

* Work completed while a Student Researcher at Google Research.

† Work completed at Google Research.

◇ Core contributor. Correspondence: slongpre@media.mit.edu

Contents

1	Introduction	3
2	Methodology	4
2.1	Pretraining Datasets	4
2.2	Data Curation Choices	5
2.3	Evaluation	6
2.4	Models	7
3	Impact of Data Curation on Data Characteristics	7
4	Impact of Dataset Age on Pretrained Models	9
5	Impact of Quality & Toxicity Filters on Pretrained Models	11
6	Impact of Domain Composition on Pretrained Models	13
7	Discussion	15
8	Limitations	16
9	Related Work	17
10	Conclusion	19
	Appendix	28

1 Introduction

The strong performance (Chowdhery et al., 2022; Nostalgebraist, 2022; OpenAI, 2023; Google, 2023), and emergent abilities (Wei et al., 2022) of modern language models (LMs) depend on self-supervised pretraining on massive text datasets. All model developers implicitly or explicitly decide the composition of these datasets: what data sources to include, whether to filter for attributes such as quality and toxicity, and when to gather new documents. While many of the most prominent models do not document their curation procedures (OpenAI, 2023; Google, 2023), or only document *which* procedures they used (Brown et al., 2020; Nostalgebraist, 2022; Scao et al., 2022; Touvron et al., 2023), they rarely document *why* they chose those protocols or what effect they had. This documentation debt leaves practitioners to be guided by intuitions and precedents, neither thoroughly evaluated (Bandy and Vincent, 2021; Sambasivan et al., 2021). Given the outsized and fundamental role of pretraining data in modern LMs, we believe this neglectful practice has detracted from responsible data use and hampered effective model development (Rogers, 2021; Gebru et al., 2021; Bender and Friedman, 2018).

Among the small number of general-purpose LMs dominating community use and discussion, the prevailing focus has been on the scale of pretraining data and number of optimization steps (Brown et al., 2020; Nostalgebraist, 2022; Google, 2023). In this work, we systematically test how common data design decisions affect model performance—specifically: the time of collection, content filtering strategy (toxicity/quality), and domain composition. We study the impacts in two ways. First, we present observational measurements of the effect of existing quality and toxicity filtering methods (Section 3). We document how these filters affect a range of characteristics in two major pretraining datasets, C4 (Raffel et al., 2020) and the Pile (Gao et al., 2020). Second, we rigorously evaluate these dataset design decisions on downstream tasks. This is done by evaluating decoder-only autoregressive LMs each pretrained on a dataset modified along one dimension of time, toxicity, quality, or domain composition. Our contributions are summarized as findings and recommendations to model developers.

The Age of a Dataset (Section 4). We see performance degradation if evaluation data is *either* before or *after* pretraining data collection, and this deficit isn’t overcome with substantial finetuning. Further, this phenomenon is exacerbated in larger models. While rarely acknowledged, we show its effect can meaningfully complicate comparisons between new and old models, depending on the age of the evaluation dataset.

Quality and Toxicity Filters (Section 5). Filtering for document quality and toxicity have significant but opposite effects on model behaviour. Quality filtering, removing low-quality text, substantially increases both toxic generation and downstream performance across tasks we tested, *despite reducing the amount of training data*. On the other hand, removing toxic data trades-off fewer toxic generations for reduced generalization performance. Inverse toxicity filters, which remove the least toxic content, demonstrate targeted benefits. Lastly, evaluation on datasets with high quality text aren’t necessarily improved by removing low-quality text from the dataset. Performance effects due to quality filtering are mostly positive, but the benefits are not predictable from text characteristics. These findings demonstrate that *one size (filter) does not fit all*, and there is a need for practitioners to develop more targeted quality or inverse toxicity filters for their tasks.

Domain Compositions (Section 6). The best performing domains comprise high-quality (Books) and heterogeneous (Web) data, corroborating Brown et al. (2020); Chowdhery et al. (2022); Xie et al. (2023a). However, these text sources contribute most to toxic generation. Still, we found that the benefits of training on these data sources is often greater than data collection for a targeted domain, and so recommend practitioners focus future collection on more books and diverse web data. Additionally, our best performing models still use all data sources (even at the relatively small scale of 1.5B parameters); thus, we recommend practitioners generously include data sources less relevant to their downstream tasks (Madaan et al., 2022).

To our knowledge, these experiments constitute the largest publicly documented LM data curation study, spanning 28 1.5B parameter models. Their findings *empirically quantify, validate, and, occasionally, challenge* the entrenched set of under-examined pretraining assumptions; which we believe justifies their computational cost (Section 8). As the majority of the community has adopted a small set of models for most research and applications (BERT, T5, GPT-2, GPT-3), pretraining data curation decision have long-term ramifications. We hope these results better inform model developers training the next wave of LMs.

Table 1: A list of **well-known language models and a quantitative breakdown of their pretraining data**, including represented domains; if the Pile or C4 are used, the percent of multilingual (M-L) data (meaning non-English and non-code); if Toxicity or Quality data filters were used, as either automatic Heuristics (H) or Classifiers (C); if the dataset is public (Pub), and what year the data was collected up to. If a dataset is “Part” public, then all of its constituent corpora are public, but not the final mixture. In Represented Domains, extended from (Zhao et al., 2023), Web includes the Common Crawl and other web scrapes; Dialog includes forum, social media and conversations; Academic includes research papers, textbooks, and mathematics.

MODEL	REPRESENTED DOMAINS (%)						PILE	C4	M-L	FILTERS		DATA	
	WIKI	WEB	BOOKS	DIALOG	CODE	ACAD				TOX	QUAL	PUB	YEAR
BERT	76		24				✗	✗			H	Part	2018
GPT-2		100					✗	✗			H	Part	2019
RoBERTA	7	90	3				✗	✓			H	Part	2019
XLNet	8	89	3				✗	✓			H	Part	2019
T5	<1	99					✗	✓		H	H	✓	2019
GPT-3	3	82	16				✗	✓	7%		C	✗	2021
GPT-J/NeO	1.5	38	15	4.5	13	28	✓	Part			C	✓	2020
GLaM	6	46	20	28			✗	✓			C	✗	2021
LaMDA	13	24		50	13		✓	✓	10%	C	C	✗	2021
ALPHA CODE					100		✗	✗			H	✗	2021
CODEGEN	1	24	10	3	40	22	✓	Part			H	Part	2020
CHINCHILLA	1	65	10		4		✓	✓		H	C	✗	2021
MINERVA	<1	1.5	<1	2.5	<1	95	✓	✓	<1%		C	✗	2022
BLOOM	5	60	10	5	10	10	✓	✓	71%	H	C	Part	2021
PaLM	4	28	13	50	5		✗	✓	22%		C	✗	2021
GALACTICA	1	7	1		7	84	✓	Part			H	Part	2022
LLAMA	4.5	82	4.5	2	4.5	2.5	Part	✓	4%		C	Part	2020

2 Methodology

We measure how pretraining data curation choices affect downstream performance. Figure 1 illustrates our approach: each experiment starts with a pretraining dataset, applies a filter that removes documents, pretrains a language model on the curated dataset, and finally evaluates the model on downstream tasks.

2.1 Pretraining Datasets

We begin with two common, publicly available pretraining datasets: C4 (Raffel et al., 2020) and the Pile (Gao et al., 2020). Both have received basic initial heuristic filtering for English language and content quality. We further deduplicate both datasets using the approximate deduplication method described in Lee et al. (2022).

C4 (Raffel et al., 2020) The English Colossal Clean Crawled Corpus (C4) is a snapshot of Common Crawl from 2019, which includes a mix of news, legal, wikipedia, and generic web documents (Dodge et al., 2021), filtered for well-formed English text.* While the original version of C4 filtered out any documents containing words from a “bad words list”, our version does not. C4 remains one of the most widely adopted fully open source datasets for textual training, given its permissive license. It is a key component of many LMs, as shown in Table 1.

The Pile (Gao et al., 2020) is an 800GB dataset consisting of data from 22 sources. These include a Common Crawl web scrape as well as more diverse collections of academic, books, coding, medical, legal and social sources (see Table 8), which more closely resemble the reported data sources in larger non-open source models like PaLM (Chowdhery et al., 2022), Chinchilla (Hoffmann et al., 2022), and the GPT-3 series (Brown

*<https://commoncrawl.org/>

et al., 2020). Note that the Pile’s corpora composition was manually selected, and some options were excluded on the grounds of being too toxic or explicit.

2.2 Data Curation Choices

We evaluate variations in the pretraining data based on three categories of interventions.

Dataset Age We create new versions of C4 by regenerating snapshots of the Common Crawl from different years (see Figure 10). Multiple time-based collections are not available for the Pile.

Domain Filtering Both C4 and the Pile draw from multiple distinct data sources, but the Pile explicitly delineates 22 distinct sources from web pages, wikipedia articles, code repositories, online forums, legal texts, and research paper archives. To control for the topical content of the pretraining collection, we selectively remove documents from different domains (see Table 8).

Content Filtering Datasets derived from the Common Crawl and other weakly curated internet sources tend to contain large amounts of low-quality, toxic, or offensive content. As a result, curators often apply content-based filters. Deciding what to include and what not to include is a challenging and context-dependent problem: A “high-quality” Reddit post does not look like a “high-quality” academic paper; and even with academic papers, quality measured by peer review has high variance (Cortes and Lawrence, 2021).

There are several approaches to determining document appropriateness. The simplest filters use features such as sentence length, presence of stopwords and punctuation, and repetitiousness to identify pages that do not contain usable text (Rae et al., 2021; Yang et al., 2019; Laurençon et al., 2022; Zhang et al., 2022). Negatively-defined filters identify a category of text to be removed, and assume that everything else is usable. For example, Raffel et al. (2020) remove documents that contain words from a list of “bad words”. Positively-defined filters identify a category of text to keep, and remove everything else (Du et al., 2022; Touvron et al., 2023; Brown et al., 2020).

In this work, we evaluate the impact of two document-level, classifier-based filters that have been used widely in the development of state-of-the-art language models. These include negatively-defined, *toxic* content (text that is profane, explicit, insulting, or threatening) and positively-defined *quality* content (text similar to known “high-quality” sources). It is important to emphasize that we do not have ground truth: for the purposes of this paper we will use the description *toxic* or *quality* to refer to a document that triggers one of these automated classifiers, *not* to indicate a document that achieves those characteristics for a human reader.

Quality Filters Most recent language models create quality classifiers to distinguish between “high-quality” corpora and other documents (Table 1). These are usually then applied to crawled web pages. Examples of high-quality reference corpora are (1) Wikipedia, WebText and books for GPT-3 (Brown et al., 2020), (2) Wikipedia, books and a few selected websites for PaLM (Chowdhery et al., 2022) and GLaM (Du et al., 2022), and (3) pages used as references in Wikipedia for LLaMA (Touvron et al., 2023). In our work, we use the classifier employed by PaLM and GLaM, which assigns each document a score from 0 (high quality) to 1 (low quality). We experiment with removing documents that fall above four quality thresholds: 0.975, 0.95, 0.9, 0.7, along with an inverse filter that instead removes the *highest* quality documents *below* a threshold.

Toxicity Filters To identify toxic content, we use Jigsaw’s Perspective API[†], which was trained on comments from online forums and assigns toxicity scores based on whether annotators found the comment to contain profanity/obscenity, identity-based negativity, insults, or threats. While the Perspective API, as with any classifier, has been shown to be imperfect—it falsely labels some neutral text as toxic and its training data reflects the normative values of its annotators—it has been shown to be far more accurate than heuristic and rule-based classifiers (Friedl, 2023; Gargee et al., 2022; Lees et al., 2022).

[†]<https://www.perspectiveapi.com>

The Perspective API outputs a score from 0 (unlikely to be toxic) to 1 (very likely to be toxic). The documentation recommends using a score threshold of anywhere from 0.3 to 0.9 to filter documents, depending on the practitioner’s goals.[‡] We experiment with removing documents with scores above five different toxicity threshold values 0.95, 0.9, 0.7, 0.5, and 0.3. Documents above a given threshold are filtered out, along with an inverse filter that removes documents with the *least* predicted toxicity *below* a threshold.

In addition to the classifier-based filter, we also experiment with the n -gram based filter used by Raffel et al. (2020) in the original version of the C4 dataset. This filter removes all documents that contain any word present in the “List of Dirty, Naughty, Obscene, or Otherwise Bad Words”.[§]

2.3 Evaluation

To measure the effects of time, topic and toxicity, we evaluate pretrained models on English-language tasks for toxicity identification, toxic generation, dozens of question-answering (QA) tasks from diverse domains, and several tasks with temporal annotations. In choosing evaluations, we compare the general utility of the different models, as well as their performance on tasks we expect to be influenced by the dataset characteristics being ablated. Since we are comparing the performance of different pretrained models, we evaluate the performance of each pretrained model on downstream tasks by finetuning the model on the relevant dataset for each task and evaluated on the same testing data (using the default splits for each task unless otherwise noted). As a result, any *systematic* differences between finetuned results can only be attributable to differences in pretraining. For all tasks we report mean performance relative to a baseline, usually the performance of models trained on an unfiltered dataset.

Evaluating Domain Generalization We evaluate on the union of two question-answering benchmarks: Machine Reading for Question Answering (MRQA) (Fisch et al., 2019) and UnifiedQA (Khashabi et al., 2020), which together consist of 30 unique QA datasets. These QA datasets span a range of domains, allowing us to measure the impact of topic alignment (see Table 9).

Evaluating Temporal Misalignment Prior work has shown that a dataset’s collection time can affect the downstream model’s abilities (Lazaridou et al., 2021; Agarwal and Nenkova, 2022). Luu et al. (2021) release several datasets in which increasing temporal distance between *finetuning* and evaluation time decreases test performance. We choose 5 of these datasets from varying domains to evaluate whether a similar phenomenon exists between *pretraining* and evaluation time: PubCLS, NewSum, PoliAffs, TwiERC, and AIC.

Evaluating Toxic Generation Generateing profane, sexually explicit, insulting, or obscene text or text that attacks identity groups or targets protected human attributes limits the applications LMs may be used for (Gehman et al., 2020). We evaluate this behavior with language model prompts designed to elicit biased or toxic outputs related to gender, race, and religion (Chowdhery et al., 2022), and then measuring the fraction of generated continuations which are assigned a high toxicity score by the Perspective API (see Appendix C.3 for details). We also use the RealToxicityPrompts dataset (Gehman et al., 2020), which consists of text excerpts from the OpenWebText dataset (Gokaslan* et al., 2019) that were labeled as toxic by the Perspective API.

Evaluating Toxicity Identification While some applications require LMs not to generate toxic text, in other applications it is important for LMs to *recognize* such language. *Toxicity Identification* has become particularly critical as a step in content moderation for major communication platforms (NYT, 2020; Singh, 2019). Definitions vary by setting, targeting hate speech, stereotypes, social bias, or some definition of toxicity. We evaluate this ability with a variety of toxicity interpretations, using train and test sets from Social Bias Frames (SBF, Sap et al., 2020), DynaHate (DH, Vidgen et al., 2021), and Toxigen (Hartvigsen et al., 2022).[¶]

[‡]See <https://developers.perspectiveapi.com/s/about-the-api-score>

[§]<https://github.com/LDN00BW/List-of-Dirty-Naughty-Obscene-and-Otherwise-Bad-Words>

[¶]We use the offensiveness detection task from Social Bias Frames. DynaHate releases 4 rounds of adversarial datasets, for which we use the test sets for Round 3 (R3) and Round 4 (R4).

2.4 Models

For all our experiments, we use two sizes of decoder-only, Transformer-based language models, trained in the T5X codebase (Roberts et al., 2022). Our main experiments use LM-XL, a 1.5B parameter decoder-only model similar to the t5.1.1-XL architecture configuration trained with an autoregressive next-token-prediction objective. For experiments that measure scaling effects, we use LM-SMALL, a 20M parameter decoder-only model similar to the t5.1.1-small configuration. These configurations are popular, show decent performance (Wang et al., 2022) and can generate text without additional finetuning. Additional details on pretraining and finetuning are available in Appendix C

3 Impact of Data Curation on Data Characteristics

Section Findings

- The Pile’s documents are on average longer, more readable and higher quality than documents in C4 but contain more personally identifiable information (PII).
- Books is an outlier domain, having the longest, most readable, most toxic, and most PII-filled documents, while also containing high-quality text.
- High toxicity and low quality documents have similarly high PII amounts but otherwise have very different average length and quality and toxicity levels.
- More recent web-scraped text is more diverse and less toxic but also lower quality.

Before evaluating the effect of data ablations on models, we present observational statistics on the pretraining datasets themselves. This analysis reveals how the Pile’s domains compare to C4 and to one another, and how curation or filtering choices impact features of the data, sometimes inadvertently. We find that there are substantial interactions between curation choices.

We calculate a range of features for each document, including toxicity and quality metrics; categories of personally identifiable information (PII); and text statistics such as average word length, readability, type-token ratio, and sentiment. For more details and analysis on these features see Appendix D.

C4 vs the Pile Figure 9 shows the differences between the two source datasets. Documents in the Pile are on average longer (2.4x), have more non-ASCII characters (1.9x) indicating greater linguistic range, and are also measured as higher quality (1.2x) and more readable (1.8x). Pile documents also contain more PII, in particular personal names, addresses, and emails.

Toxicity and Quality While it is reasonable to assume that high toxicity should correlate with low quality, Figure 2 shows that the relationship is more complicated: in fact, toxicity and quality are not well-aligned with one another. High toxicity documents have higher text quality than low toxicity documents. There is also little discernible difference in feature measurements for profanity, toxicity, and sexually explicit content between content classified as low vs. high quality.

Domains Looking at characteristics of the Pile by domain in Figure 2 suggests an explanation. The Books subset stands out as having substantially more profane, toxic, and sexual content, but also greater predicted quality. While we might expect books to be high quality, in the sense that they typically contain meaningful, well-edited sentences, they also contain strong language and erotic subjects. This may also explain why documents classified as high toxicity in both C4 and the Pile are much longer (2.5x and 3.5x respectively), more profane (5x and 4.4x), sexually explicit (4.6x and 4.2x), and toxic (3.6x and 3.5x). However, Pile documents with high toxicity are 1.4-1.9 times more likely to have PII of various kinds, while in C4 this is not true. Documents classified as high quality in C4 were longer (1.3x and 1.2x), and had more names (1.6x and 1.8x), but fewer emails, addresses, and phone numbers.

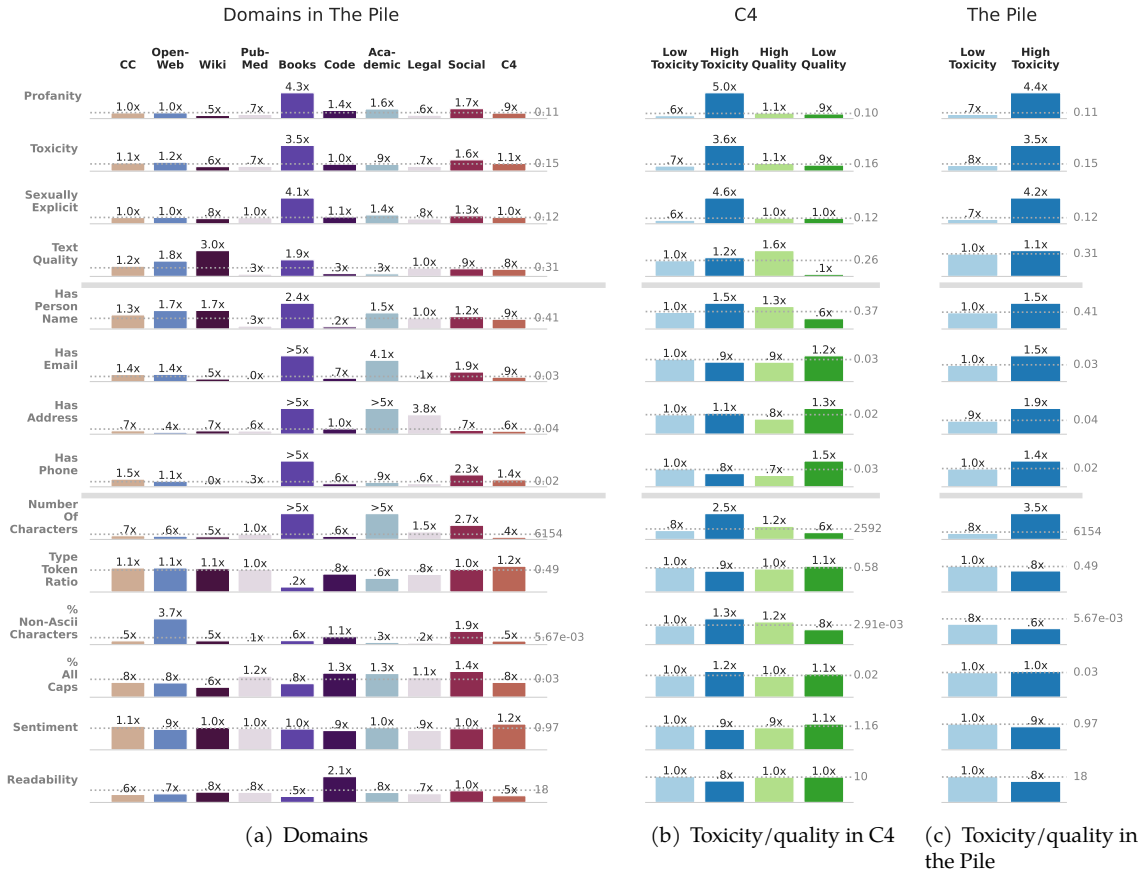


Figure 2: Feature differences across slices of the pretraining datasets. Bars show the ratio between the mean feature value for the slice and the mean value for the dataset (the Pile or C4), which is indicated by a horizontal gray line. For example, Wiki text has half the *profanity* and three times the *quality* values as the average for the Pile.

Among the domains we studied, OpenWeb provides the most lexical and linguistic diversity, with the highest non-ASCII characters and type-token ratio. Wikipedia presents the highest quality text, before Books and OpenWeb. Technical domains such as PubMed, Code, and Academic score low on predicted quality, indicating that overly-specific positively-defined filters on web documents may remove substantial amounts of potentially useful specialized text.

Time Comparing across different collection times of C4 (in Figure 9), we see a couple of steady trends. The percentage of non-ASCII characters increased steadily in more recent years while the measured text quality declines. This growth may be due to increasing non-English content, but could also correspond to rising use of emojis and non-ASCII punctuation. Toxicity scores also decrease slightly in later years, while sentiment increases.

4 Impact of Dataset Age on Pretrained Models

Section Findings

- Both models and evaluation datasets become stale.
- Temporal misalignment between pretraining and evaluation data is not overcome by finetuning.
- Temporal misalignment complicates evaluation of models trained at different times, as older evaluation datasets may become stale and newer evaluation datasets may under-estimate performance of older models.
- The effects of pretraining misalignment are stronger for larger models than smaller models.

While models are frequently and cheaply updated with new finetuning data, the expense of pretraining means the NLP community has relied on relatively few static pretrained models that are rarely updated or exchanged. BERT, RoBERTa, GPT-2, and T5 variants, all pretrained prior to 2020, constitute the majority (estimated at ~58% as of April 16, 2023) of all models downloaded on HuggingFace. Prior work demonstrates that language use changes over time (Altmann et al., 2009; Labov, 2011) and that *temporal misalignment* between finetuning and evaluation datasets correlates with degraded performance, visible across settings and domains (Luu et al., 2021; Lazaridou et al., 2021; Agarwal and Nenkova, 2022; Jang et al., 2022). In contrast, we examine the effect of temporal misalignment between *pretraining data* and evaluation. In evaluating the impact of pretraining time across data domains, we can quantify the impact this design choice has on NLP broadly.

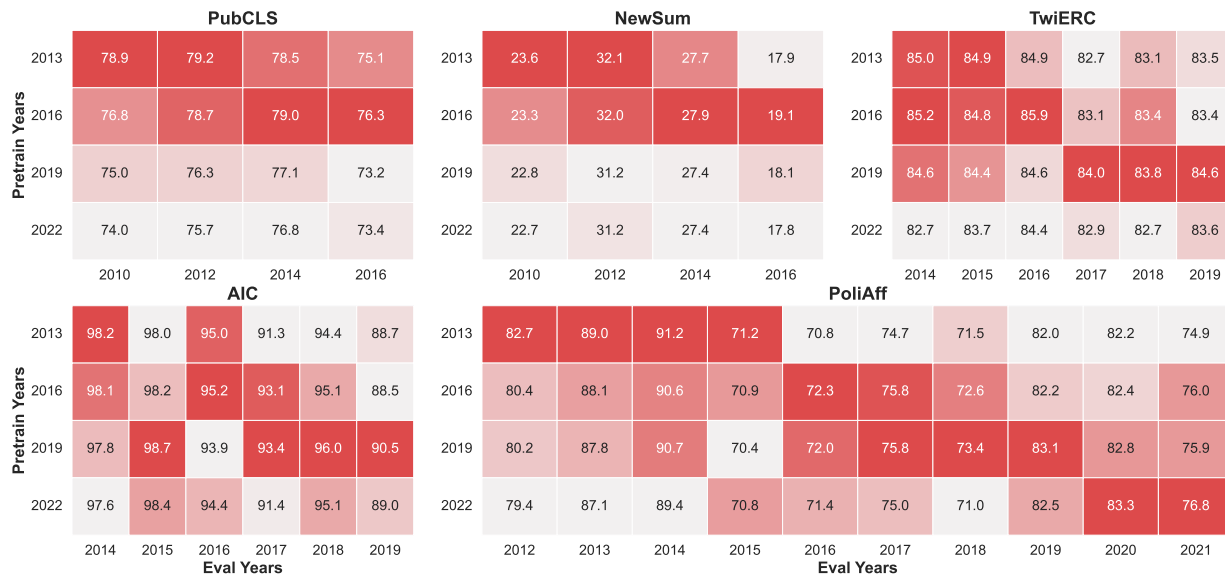


Figure 3: **Temporal Misalignment between Pretraining and Evaluation causes performance degradation.** Four LM-XL’s, each pretrained on a different C4 time split, are evaluated on each time split across five datasets. Heatmap colors are normalized by column, following Luu et al. (2021) to show the best pretraining year for each evaluation year. We pretrain four autoregressive language models on versions of C4: 2013, 2016, 2019, and 2022. For each version we begin with Common Crawl data and remove all data that was scraped after the cutoff year. Following Luu et al. (2021), we measure the effect of temporal misalignment by using evaluation tasks (from News, Twitter, and Science domains) that have training and test sets split by year. After pretraining, we finetune each model on each dataset’s training-year split separately, then evaluate on every test-year split. Full details and results are in Appendix C.4 and Appendix E.1, respectively.

First, we replicate the performance degradation observed by Luu et al. (2021) due to finetuning and evaluation misalignment on the five tasks in Figure 12. Next, we estimate the effects of temporal misalignment between *pretraining* and evaluation (Figure 3). Since all models were finetuned on the training sets of the evaluation

tasks, we show that temporal misalignment during pretraining persists even with temporally-relevant finetuning data.

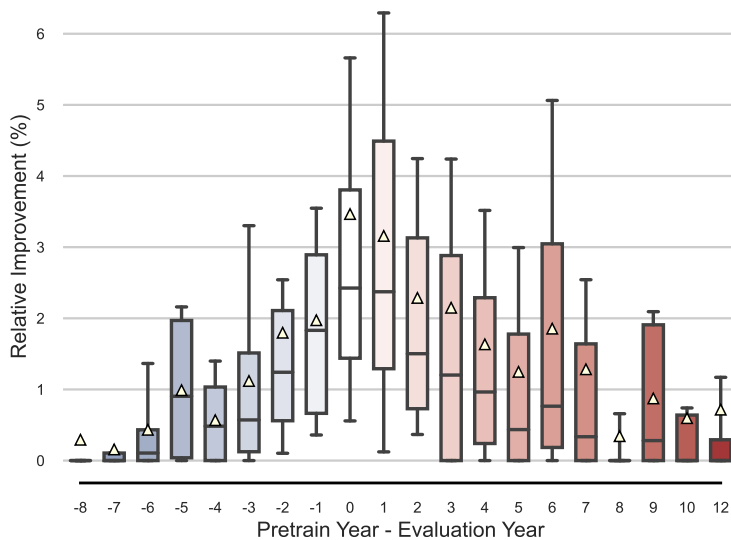


Figure 4: The mean relative performance over 5 datasets (y-axis) increases as temporal misalignment (x-axis) approaches zero. The boxplot indicates the median (solid line), mean (triangles), quartile range (boxes), and rest of the distribution (whiskers). Note that each dataset has different evaluation year ranges.

Performance degradation strongly correlates with pretraining misalignment and its effects are non-trivial.

Luu et al. (2021) formalize a definition for Temporal Degradation (TD), which measures the performance change observed from one year difference between the finetuning and evaluation years. We generalize TD to also measure the effect of one year difference between pretraining time and evaluation time, as described in Appendix C.4. Furthermore, we measure the Pearson correlation r between the performance difference and the temporal difference to understand the strength of the correlation. In Table 2 we find temporal degradation is highest for finetuning (2.8 on average), as expected, but also surprisingly high for one year of pretraining (0.4)—particularly for the News domain. The average Pearson correlation of 0.61 indicates a strong correlation between pretraining temporal misalignment and performance degradation. All five tasks pass a one-sided Wald test with $p < 0.05$, validating the slope is greater than zero.

DOMAIN	TASK	FINETUNING				PRETRAINING			
		LM-SMALL		LM-XL		LM-SMALL		LM-XL	
		TD	r	TD	r	TD	r	TD	r
NEWS	PUBCLS	5.82	0.84	5.63	0.80	0.02	0.01 [†]	0.59	0.67
	NEWSUM	0.80	0.82	2.91	0.92	-0.31	-0.29	0.73	0.45
TWITTER	POLIAFF	3.74	0.84	4.93	0.89	0.50	0.21	0.28	0.56
	TwiERC	0.49	0.73	0.53	0.82	0.05	0.27	0.23	0.72
SCIENCE	AIC	0.94	0.83	0.24	0.36	0.11	0.18 [†]	0.23	0.66
	MEAN	2.36	0.81	2.84	0.76	0.08	0.07	0.41	0.61

Table 2: Temporal Degradation (TD) measures the expected performance degradation from one year of temporal misalignment. We report TD first between finetuning and evaluation, then pretraining and evaluation, for LM-XL and LM-SMALL, across five tasks. Pearson correlation r indicates the correlation strength between performance and temporal change. **Temporal Degradation due to pretraining is significant and persistent across domains.** All correlations are significant at $p < 0.05$ unless marked with [†].

Pretraining misalignment is not overcome by significant finetuning. The temporal degradation due to pretraining suggests models pretrained on data from the same time frame as target evaluations will

have advantages over models trained on much older or newer data. Notably, this effect is observed for models which are finetuned on the full temporally-relevant training sets. This suggests that even substantial finetuning cannot overcome pretraining data that is temporally misaligned.

Pretraining misalignment effects are asymmetric and have implications for NLP evaluations. We observe performance degradation regardless of whether the pretraining data was collected before or after the evaluation data. While we would not expect a 2019 checkpoint to perform well on questions about COVID, we also find that 2022 checkpoints perform less well on Obama-era evaluations than earlier models. In particular, Figure 4 shows performance degradation is asymmetric: it is steeper when the evaluation year is after the pretraining year (blue bars) as opposed to the reverse (red bars). This finding suggests that both models and evaluations become stale: older models perform less well than newer models on new evaluations and newer models will perform less well on older evaluations. This phenomenon may have subtle implications for NLP experiments comparing models pretrained at different times. For instance, newer evaluation sets may appear much more difficult than old evaluation sets when applied to established, but less fresh, models. Similarly, older evaluations may underestimate the capabilities of newer models.

Temporal Degradation is greater for larger models We find more temporal degradation for LM-XL (1.5B parameters) than for LM-SMALL (20M parameters). As shown in Table 2, we do not find the same temporal degradation effects of pretraining were significant for LM-SMALL models. This suggests that larger models may have a greater sensitivity to temporal information than smaller models, which may not have the capacity to take advantage of subtle temporal features at all. Full results for LM-SMALL experiments are provided in Appendix E.1.

5 Impact of Quality & Toxicity Filters on Pretrained Models

Section Findings

- Quality and toxicity filters have very different effects.
- Quality filters improve performance significantly, despite removing training data.
- Quality filtering effects are not easily predicted by dataset characteristics. Future filters should weigh more than one dimension of quality.
- Toxicity filtering trades off generalization and toxicity identification ability for reduced risk of toxic generation.
- When optimizing for toxicity identification tasks, practitioners should use an inverse toxicity filter.

Most modern large language models use some form of quality and/or toxicity filtering for their pretraining datasets (Table 1). To curb toxicity, T5 uses n -gram filters, Gopher and Chinchilla use SafeSearch filters, and LaMDA uses “safety discriminators”. Quality heuristics are universally applied for web-scraped data, with newer models like LLaMA, the GPT-series and the PaLM-series all relying on quality classifiers. To compare and quantify the effects of these two filter types, we implement quality and toxicity filters at various thresholds, as described in Section 2.2, to vary the quantity of toxic and low-quality text present when pretraining models on the Pile and C4.

Quality filters significantly improve performance across nearly all tasks, despite reducing training data quantity and variety. We see the quality filters improve nearly all downstream tasks: toxicity identification by 2% (Figure 5, right) and most QA task categories by 1-6% (Figure 6). Of most interest, these improvements are realized despite removing 10%+ of the training data, even though we find that removing data usually leads to a decrease in performance (Section 6). While the average performance peaks at $T = 0.975$ for the QA tasks, greater quality filtering still outperforms the unfiltered baseline on average. For the toxicity identification experiments, the performance is still improving after $T = 0.7$, where 55% of the dataset has been filtered out.

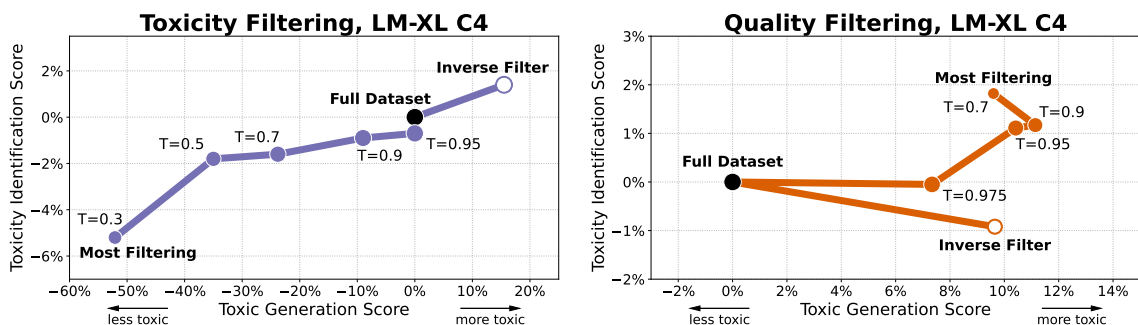


Figure 5: Toxicity filtering the pretraining dataset decreases the ability of LM-XL to identify toxicity and to generate toxic text. Quality filtering surprisingly increases both abilities. Documents with scores below a given threshold were filtered out.

	Wiki	Web	Books	Biomed	Academic	Common Sense	Contrast Sets	Average
Inverse T=0.5 (73%)	-5.0	-4.5	2.1	-2.2	-2.7	1.2	-6.4	-3.1
Full Dataset (100%)	0.0	0.0	0.0	0.0	0.0	0.0	0.0	0.0
T=0.975 (91%)	1.2	0.7	-2.2	6.1	6.4	4.7	6.1	2.5
T=0.95 (84%)	-1.2	1.0	-4.0	3.7	-0.3	3.2	4.9	1.0
T=0.9 (73%)	-0.3	0.8	-3.5	1.8	1.0	1.9	6.8	1.2
T=0.7 (46%)	-1.2	0.8	-6.7	1.7	0.8	2.0	4.2	0.7

Figure 6: Quality filtering C4 increases LM-XL’s downstream performance on all QA task domains, except for Books. The quality filter threshold is on the x-axis, with percentage of training data remaining in parenthesis. Each column represents a set of QA evaluations from a domain. The ‘Full Dataset’ is unfiltered, and the ‘Inverse’ filter removes the highest quality data instead.

Dataset quality characteristics are not strongly indicative of filtering effects. In Section 3, Books, Wikipedia, and Web data are classified as highest quality. Figure 6 shows that despite this, quality filtering provides the least benefit to QA tasks in these categories, even hurting the performance for Books. On the other end, academic and biomedical data are ranked among the lowest quality, but their QA tasks benefit the most from quality filtering.

Optimizing on one measure of quality is not sufficient to predict or improve performance across domains. Most interestingly, Wikipedia and Web QA tasks are among the most hurt by the inverse filter—suggesting these domains are not affected as much by the absence of the lowest quality data as the presence of the highest quality data. Also unexpectedly, both the quality and inverse quality filters led to models with higher toxic generation tendencies (Figure 5, right)—the one dimensional measure of quality captured by the quality scores is not sufficient to explain this behaviour. In other words, different segments of data along this classifier’s quality spectrum can have strong but varied effects on different domains. It suggests practitioners should move beyond one measurement of quality and consider multiple.

One size does not fit all. Toxicity Filtering leads to a trade-off between toxic identification and toxic generation goals. Filtering using a toxicity classifier, we find a trade-off: models trained from heavily filtered pretraining datasets have the least toxic generation but also the worst toxicity identification (Figure 5, left). Similarly, Figure 7 shows the performance of QA tasks unrelated to toxicity are hurt by toxicity filtering,

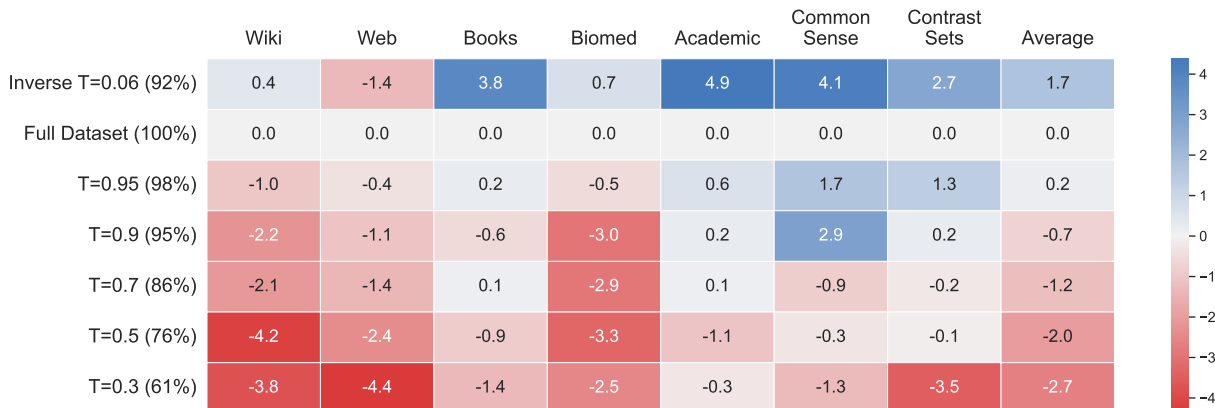


Figure 7: **Toxicity filtering C4 reduces LM-XL’s downstream performance on most QA task domains.** The toxicity filter threshold is on the x-axis, with percentage of training data remaining in parentheses. Each column represents a set of QA evaluations from a domain. The ‘Full Dataset’ is unfiltered, and the ‘Inverse’ filter removes the lowest toxicity data instead.

though this may be due to the overall decrease in training data. Ultimately, the intended behaviour of the model should inform the filtering strategy, rather than one size fits all. Most interesting of all, the strongest performance on toxicity identification for every dataset comes from the inverse toxicity filter. **Practitioners optimizing for performance on toxic domains should intentionally apply inverse filters.**

6 Impact of Domain Composition on Pretrained Models

Section Findings

- Inclusion of Common Crawl, OpenWeb and Books have the strongest positive effects on downstream performance. Data source heterogeneity is more important than data quality or size.
- Targeted data helps targeted evaluations, but not always as much as including heterogeneous web domains.
- It is beneficial to include as many pretraining data sources as possible.

As shown in Table 1, pretraining datasets seek to generalize to a wide array of downstream tasks by combining data from a diverse set of domains. How does the choice of pretraining source domains impact downstream performance? We empirically answer this question by ablating pretraining sources from the Pile one-at-a-time and measuring the downstream performance change in 27 QA tasks from diverse domains.

We first group the Pile data sources into nine domains representing conceptual sources that practitioners could choose to license or scrape more of: Common Crawl (CC), OpenWeb, Wikipedia, Books, PubMed, Academic, Code & Math, Legal, and Social (see Table 8). These are sorted in ascending order by size. We choose to maintain the size disparities in these sources, simply because they reflect reality: curated Wikipedia content is innately finite, while web and books are much more abundant. We then pretrain LM-XL with the full dataset minus each category, yielding nine models, then finetune each for QA using Natural Questions. Finally, we evaluate the model on 27 unique datasets from MRQA (Fisch et al., 2019) and UnifiedQA (Khashabi et al., 2020) that have also been partitioned into domains. Full details are documented in Appendix C.5.

Common Crawl, OpenWeb, and Books have the strongest positive effects on downstream performance. Figure 8 shows that average downstream performance degrades the most when we remove web-based domains like CC, Books, and OpenWeb, corroborating recent findings by Xie et al. (2023a). In particular, these sources improve performance on challenging Common Sense and Contrast Sets tasks. While CC is the

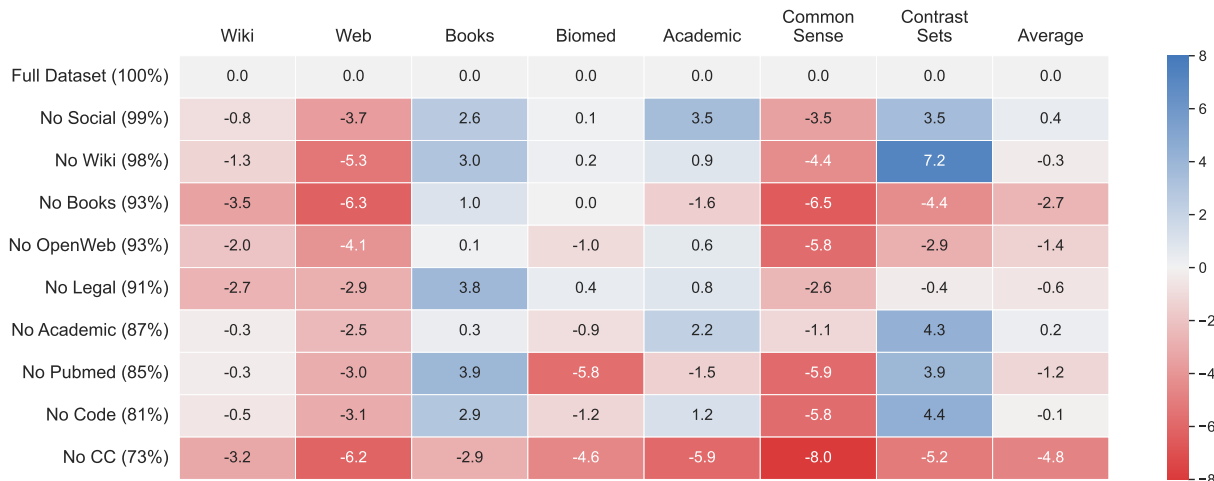


Figure 8: **QA tasks are affected by removing domains when pretraining LM-XL.** Each row represents a model with one domain removed, the size of the remaining dataset is shown at the left in parentheses. Each column represents a set of QA evaluations from a domain. The FULL DATASET model represents the unfiltered Pile LM-XL, and all scores are relative to this Base model.

largest chunk of text in the Pile, Books and OpenWeb are smaller but provide the most heterogeneous and predicted-quality content (see Section 3). These results suggest that more data is not necessarily as important a factor as a combination of heterogeneity and quality.

Domain heterogeneity is often more beneficial than targeted data, even for targeted evaluations. Ablating a pretraining domain has varying effects on downstream QA performance. Predictably, performance degrades when we remove domains with close alignment between the pretraining and downstream data sources: removing PubMed hurts the BioMed QA evaluations, dropping Wikipedia hurts the Wikipedia benchmarks, and removing web content hurts web evaluations. However, removing targeted domains does not necessarily have as significant an effect on related downstream domains as removing the large heterogeneous domains. For instance, removing CC from the pretraining dataset reduces performance on downstream Academic QA tasks to a much greater extent than removing the Academic domain. Our hypothesis is that CC, OpenWeb and Books contain extensive coverage of many topics, so removing the Academic-specific category of sources does not remove all relevant academic information.

The best performing models use all the pretraining data sources. Despite the importance of data heterogeneity, the best mean performance still comes from models that train on all, or nearly all, the data. The exceptions are the removal of targeted source domains like the Pile’s Code or Academic (advanced science and math journals) domains. These are both large but perhaps not well matched with the QA evaluation sets, which do not require coding skills or scientific rigour beyond that found on Wikipedia and from web-based sources. This finding suggests that both the quantity and diversity of open source data remain a bottleneck for current pretraining methods.

Web and Books domains cause the biggest trade-off between toxic identification and generation. We next consider whether reducing a model’s pretraining exposure to toxic content affects either its propensity to generate toxic language or its ability to identify toxic language. Table 3 shows that the largest decreases in *both* toxicity generation and identification were caused by removing CC (26.9% of the data), OpenWeb (6.9%), and Books (6.9%). This is consistent with the observation that Web and Books data had the highest concentration of text predicted to be toxic Section 3. These results suggest a trade-off: better performance on QA (Section 6) and toxicity identification comes at the cost of more toxic generation.

Table 3: Effect of the Pile’s domain composition on toxicity identification and generation. **Removing Books, CommonCrawl and OpenWeb lead to the greatest decrease in toxicity metrics. Removing Wikipedia had a strong increase in toxicity generation.**

FILTER	% DATA	TOXICITY IDENTIFICATION (↑)					TOXIC GENERATION (↓)			
		SBF	Toxigen	DH R3	DH R4	Score	RTP-T	RTP-NT	RepBias	Score
FULL DATASET	100.0	90.7	90.8	88.7	84.1	0.0	88.9	45.4	4.6±0.7	0.0
NO SOCIAL	98.8	90.9	91.0	87.8	84.9	+0.1	85.4	47.2	4.7±0.8	+0.4
NO WIKI	97.9	90.6	90.8	88.1	83.6	-0.4	89.0	49.4	4.8±0.6	+4.2
NO BOOKS	93.1	89.9	90.3	87.1	82.6	-1.3	87.4	43.5	4.0±0.8	-6.2
NO OPENWEB	93.1	89.9	90.3	86.4	82.5	-1.5	88.0	42.1	4.3±0.6	-5.2
NO LEGAL	91.0	90.9	90.8	88.1	83.0	-0.4	88.2	46.1	4.7±0.8	+0.8
NO ACADEMIC	87.1	90.7	91.0	88.2	84.5	+0.0	86.5	46.4	4.5±0.7	-1.2
NO PUBMED	85.1	90.6	90.8	88.0	84.3	-0.2	87.6	46.3	4.6±0.7	-0.2
NO CODE	80.9	91.0	91.2	88.5	84.5	+0.2	87.6	46.5	4.7±0.7	+0.6
NO CC	73.1	89.9	90.0	85.3	82.4	-1.9	87.8	46.2	4.3±0.6	-2.1

7 Discussion

Guided by intuition: undocumented & unknown Pretraining dataset curation has been guided by intuitions: collections should be large, diverse, and high quality. Decisions are often driven by the need for something “good enough” or by precedents that may themselves not have been thoroughly evaluated (Sam-basivan et al., 2021). Similarly, model developers occasionally neglect to share empirical insights, maintaining a knowledge gap, often referred to as “documentation debt” (Bandy and Vincent, 2021).

Our results show that choices made in pretraining curation affect models in significant ways that cannot be easily erased by subsequent finetuning. We urge both model producers and model users to think of dataset curation policies as a form of hyperparameter, much like learning rates or network dimensions. Exhaustive search methods that work for single scalar values will not, however, scale to curation policies that affect terabytes of data. While our results are necessary to establish that pretraining curation matters, they are not sufficient to answer all questions. In this section we therefore make specific recommendations, but our primary result is that we need better tools for modeling the relationship between data and model capabilities.

Age of the pretraining corpus. In an ideal world, models would be continuously re-trained on the most up-to-date data available. However, given the expense of data collection and re-training, model creators must make a choice between efficiency and model staleness. More subtly, we also find that using newer data can add a “presentist” bias when evaluating retrospective tasks. The effect of staleness is not overcome even by plentiful finetuning data for the given task, and this effect is worse for the larger, more capable models. This result complements findings by Schulman (2023) that finetuning on newer data can aggravate hallucination for new data that is not well-grounded at pretraining time. These tentative findings suggest the temporal properties of pretraining corpora are increasingly essential to consider for larger models, for more novel tasks (less finetuning data), and for instruction tuning models. Current practice includes augmenting prompts with retrieved, recent data to help overcome stale pretraining data. While this can conceivably help mitigate staleness, retrieving relevant text is a challenge in its own right.

We recommend model creators report the temporal distribution of pretraining data, which is not currently standard practice (Hoffmann et al., 2022; Thoppilan et al., 2022; Anthropic AI, 2023; Cohere AI, 2023). Users should be able to predict otherwise unforeseen performance degradations on much newer datasets, or be aware of the potential side effects of finetuning models on information not covered in pretraining.

Data source composition. Decisions on the composition of a corpus intended for pretraining can have substantial impacts on downstream performance. Of the two corpora we consider in this paper, C4 contains only one data source, a single scrape of the Common Crawl, while the Pile is a collection of 22 data sources. It is more complex and costly to assemble a corpus which contains diverse sources, writing styles, and

thematic areas. Achieving this diversity might also leave models vulnerable to less careful curation or gaps in practitioner knowledge.

In our experiments, we ablate the Pile by systematically omitting each of its constituent datasets before pretraining, and then measuring the impact on standard benchmarks. Our results suggest that practitioners should not omit any data sources if generalization to as many text-to-text tasks is the goal, and that future work should focus on collecting more diverse web and books content, which yield the largest benefits. These findings are somewhat consistent with hypotheses that the volume of training data remains a limiting factor, especially given licensing constraints (Nostalgebraist, 2022).

Filtering for toxicity and quality. The Common Crawl contains an enormous amount of low quality (advertisements, repetitive, non-human-readable, etc.) and toxic text. Many state-of-the-art language models filter out this text before training, either using bad words lists (Raffel et al., 2020), heuristics, or classifiers (Du et al., 2022; Brown et al., 2020; Chowdhery et al., 2022). Deciding on how much and what kind of text to filter out requires non-trivial normative decisions, and all of these filtering approaches involve the model creator intentionally modifying the bias of their datasets and thus their models.

In our experiments, we expose an implicit trade-off between a model’s generalization abilities and its tendency to generate toxic content. This behavior is modulated by quality and toxicity filters. In fact, over-sampling on *more* toxic documents leads to the best performance on toxic identification. This observation, coupled with evidence that recent work is using post-hoc methods to curb unwanted toxic generation (e.g. instruction tuning (Chung et al., 2022) or steerable decoders (Dathathri et al., 2020; Welbl et al., 2021)), suggests practitioners should prioritize toxic identification rather than curbing toxic generation abilities during pretraining.

We find that our quality filter (the same used by PaLM, trained to keep content resembling Wikipedia and Books) significantly improves performance across domains, despite removing large portions of the training data. Perplexingly, the Books domain is the one exception to the above observation, as its content ranks among the highest quality. In general, observational quality characteristics of the data are not sufficient to predict which domains will benefit most from quality filtering. Our analysis suggests that performance on a task/domain is not influenced *only* by how much poor quality data (i.e. that which is unlike Wikipedia/Books) is removed, but also by other aspects of quality, such as how much of the highest or mid-quality data is represented along this specific measurement dimension.

8 Limitations

Compute Expense & Single Shot Experiments To our knowledge, this is the largest publicly documented LM pretraining data ablation study, spanning 28 1.5B parameter models—training more models with different data variants from scratch than GLaM (Du et al., 2022), miniBertas (Warstadt et al., 2020), MultiBerts (Sellam et al., 2022), and even Pythia (Biderman et al., 2023), which focuses on preserving data composition and order. It is important to acknowledge each of these pretrainings, with their corresponding finetuning and evaluations is computationally and environmentally costly. With this in mind, we made the careful decision on what experiments to pursue—narrowing our list to: age of the corpora, quality filters, toxicity filters, and the choice of source domains. We carefully curated the choice of experiments in advance, without the luxury of multiple rounds of reflection and repetition, common in many NLP experimental settings. As a result, we struck a balance as best we could between the computational costs, and reproducible validity. We hope to justify the merits of our selection and also point out the surprises that motivate future work or a deeper look into the results.

Blackbox APIs An additional limitation is our use of Perspective’s API for evaluating the toxicity of generations. While most of our toxicity filters and evaluations were in a compressed time period, Pozzobon et al. (2023) have since demonstrated the irreproducibility of black-box APIs, which may have shifting implementations over time. We also believe that while this is the standard procedure for popular toxic generation benchmarks like RealToxicityPrompts, the reliance on APIs and narrow evaluation setting can have limited implications for toxic generation in real applications. For the time being, these are the best proxies we have.

English vs Multilingual Data Our analysis was limited to two English datasets. It’s important to note that training composition is an even more crucial question for multilingual and non-English models, where optimally balancing corpora from different languages and finding large-enough high-quality corpora can be very challenging (Chung et al., 2023).

Relevance to Zero- & Few-Shot Prompted Settings Our experiments focus on finetuned settings rather than zero- or few-shot prompting. This choice is motivated by finetuning being more applicable for 1.5B parameter models and also in many applied settings. We cannot establish how well these findings translate to prompted settings (without finetuning), but suspect they are strongly correlated.

9 Related Work

Pretraining Dataset Curation There have been dozens of general-purpose models trained for natural language understanding and generation tasks. Early models in this space, such as ELMO (Peters et al., 2018), BERT (Devlin et al., 2019), and BERT’s various descendants (Liu et al., 2019; Lan et al., 2020), focused on strong finetuning performance for a variety of natural language inference tasks, as well as semantically meaningful language embeddings. These systems were trained on semi-curated datasets such as Wikipedia, BookCorpus (Zhu et al., 2015), and news articles from the One Billion Word Benchmark (Chelba et al., 2013). XLNet (Yang et al., 2019) broke away from this use of curated datasets to include documents from Common Crawl into their pretraining dataset. T5 (Raffel et al., 2020), which introduced the C4 dataset, was one of the first pretrained language models to train exclusively on Common Crawl data. Multilingual versions of T5 (Xue et al., 2021) and BERT were trained on Common Crawl and Wikipedia, respectively.

GPT-2 was one of the first models intended primarily for generation (Radford et al., 2019). Deeming Common Crawl too noisy to be practical for training generative models, they developed WebText, a dataset containing websites linked to from highly-ranked posts on Reddit. Subsequent generative models proposed mixing large amounts of noisy Common Crawl data with smaller corpora perceived as high-quality. The GPT-Neo model family (Black et al., 2022) trained on the Pile, which augments the Common Crawl with ArXiv, Stack Exchange, legal documents, books, Github, and other more curated sources (Gao et al., 2020). More recently, OPT (Zhang et al., 2022) trained on the Pile augmented with social media data (Baumgartner et al., 2020), and LLaMA (Touvron et al., 2023) trained on C4 augmented with Github, Stack Exchange, books, and other sources. Pythia trained on the Pile, with and without duplication (Biderman et al., 2023). Finally, the BLOOM model family (Scao et al., 2022) trained on the ROOTS Corpus, which crowd-sourced a collection of “identified” datasets, coming from known, high-quality sources in a variety of languages.

All of the models mentioned so far are publicly available. However, companies are increasingly training their best models on proprietary datasets, with only limited hints as to the data composition. At Alphabet, models such as Gopher (Rae et al., 2021), GLaM (Du et al., 2022), LaMDA (Thoppilan et al., 2022), and PaLM (Chowdhery et al., 2022) have been trained on mixtures of web text, books, news, code, Wikipedia, and dialog data. At OpenAI, GPT-3 (Brown et al., 2020) was trained on Common Crawl, WebText (GPT-2’s training set), books, and Wikipedia. Subsequent versions of their model have also included code. Most of these models have acknowledged using various forms of filtering techniques to improve the quality of web-derived training data. These include classifiers designed to exclude content which looks least like “high-quality” sources such as books or Wikipedia (Chowdhery et al., 2022; Ouyang et al., 2022), using Google’s SafeSearch for identifying toxic content (Rae et al., 2021), and various heuristics based on document length and the presence or absence of certain words or characters.

Pretraining Dataset Analysis Dodge et al. (2021) find significant amounts of low-quality patent, military, and machine-generated text in C4, and a dearth of English text from American minority communities as well as from non-Western communities like India or Nigeria post-filtering, and so recommend against filtering. In contrast, Luccioni and Viviano (2021) recommend more robust filtering practices to curb the significant presence of hate speech and sexually explicit content they find in C4 even after filtering. Similarly, Kreutzer et al. (2022) find that multilingual pretraining corpora are also dominated by low-quality text, particularly for lower resource languages. Lee et al. (2022); Kaddour (2023) show the benefits of deduplicating

pretraining datasets, which often contain a great deal of repeated content. Lastly, [Zhao et al. \(2023\)](#) reviews pretraining data sources, strategies for quality filtering, and the importance of data distribution. Their summary corroborates our findings regarding domain composition and quality filtering, in particular.

Data, Toxicity, & Quality Research into the quality and toxicity of datasets and their resulting models has seen mixed findings. All of the major models report using significant data pre-processing and toxicity/quality filters, including BERT, T5, BLOOM, OPT, ChinChilla, PaLM, LaMDA, and the GPT-3 series, with the largest of these now using classifiers. This widespread adoption suggests there are significant implicit benefits, even though they not often externally reported. GLaM does empirically report performance improvements from filtering, particularly on Natural Language Generation (NLG) tasks ([Du et al., 2022](#)).

However, in academia, a few works caution against the use of detoxification techniques, including data filters, which can reduce model perplexity on underrepresented communities ([Xu et al., 2021](#); [Welbl et al., 2021](#)). [Welbl et al. \(2021\)](#) also reports that a toxicity classifier reduces toxicity more than applying data toxicity data filters, but [Xu et al. \(2021\)](#) show this yields the worst perplexity on underrepresented communities. [Meade et al. \(2022\)](#) further corroborates that improvements on bias benchmarks correlates with deteriorations in general language modeling abilities. Furthermore, investigating GPT-3’s described quality filter, [Gururangan et al. \(2022\)](#) find its quality judgments are unaligned with factuality or literary acclaim but are instead aligned with some notion of language ideology more correlated with wealthier zip codes. Works in the vision domain show data filtering has important detoxification benefits but can reduce performance ([Nichol et al., 2022](#)) or introduce other biases ([Nichol, 2022](#)). In summary, pretraining data filters are ubiquitous in the development of non-toxic and high-quality models, but they are prone to reducing their abilities to serve underrepresented communities and may introduce new biases.

Additional work has shown that instruction tuning ([Chung et al., 2022](#); [Longpre et al., 2023](#)) and forms of alignment tuning ([Ouyang et al., 2022](#); [Bai et al., 2022](#)) have both reduced unwanted toxic generation.

Data & Time Natural language is known to evolve and change over time ([Altmann et al., 2009](#); [Labov, 2011](#); [Eisenstein et al., 2014](#); [Jaidka et al., 2018](#)). As language’s distribution shifts, the ability of models to perform well on new test sets has also been shown to degrade, due to their static knowledge of recent events, syntactic and semantic practices ([Lazaridou et al., 2021](#); [Agarwal and Nenkova, 2022](#); [Longpre et al., 2021](#)). [Luu et al. \(2021\)](#); [Lazaridou et al. \(2021\)](#); [Liska et al. \(2022\)](#); [Yao et al. \(2022\)](#); [Zhang and Choi \(2021\)](#); [Jang et al. \(2022\)](#) offer evaluation sets to measure this phenomena. Proposed remedies include finetuning on more recent data ([Luu et al., 2021](#)), adaptive/continuous pretraining ([Lazaridou et al., 2021](#); [Röttger and Pierrehumbert, 2021](#)), data augmentation ([Singh and Ortega, 2022](#)), modeling text with its timesteps ([Dhingra et al., 2022](#)). To our knowledge, no work has thoroughly investigated the effects of temporal degradation when pretraining from scratch.

Data & Domains The composition of public datasets, like C4 and the Pile, is guided mostly by licensing, which severely restricts availability. Even so, [Villalobos et al. \(2022\)](#); [Nostalgebraist \(2022\)](#); [Hoffmann et al. \(2022\)](#) suggest we are imminently exhausting high-quality text data on the web to train compute-optimal larger LMs, at least with existing training efficiency. This poses a challenge, given the demonstrated importance of high quality and diverse training data to strong generalization ([Gao et al., 2020](#); [Papadimitriou and Jurafsky, 2020](#)). A great deal of literature has dedicated itself to adapting static pretrained models to new downstream domains, using domain adaptive pretraining ([Gururangan et al., 2020](#)), finding intermediate finetuning tasks ([Pruksachatkun et al., 2020](#)), dynamically balancing data sources ([Wang et al., 2020](#)), data selection ([Iter and Grangier, 2021](#); [Albalak et al., 2023](#)), augmentation ([Longpre et al., 2019](#)), and active learning ([Longpre et al., 2022](#)). Another line of work demonstrates the potential of pretraining on carefully crafted synthetic data ([Wu et al., 2022](#)).

Most similar to this section of our work, [Xie et al. \(2023a\)](#) re-balance mixtures of the Pile to achieve more performant and efficient convergence. [Xie et al. \(2023b\)](#) use importance sampling to select subsets of the Pile most useful for target downstream tasks, in lieu of quality filters, to achieve 2% improvement on downstream tasks. [Pruksachatkun et al. \(2020\)](#) systematically benchmark the effects of intermediate finetuning tasks, similar to how we benchmark different compositions of pretraining tasks.

Model & Data Scaling Prior work has explored scaling model size (Kaplan et al., 2020; Tay et al., 2022; Du et al., 2022), the amount of pretraining data or the number of pretraining steps (Liu et al., 2019; Chowdhery et al., 2022; Brown et al., 2020). Chinchilla investigated and reported optimal compute scaling laws, expressing a relationship between model and data size (Nostalgebraist, 2022). Recent work has demonstrated that new abilities emerge at greater scale (Wei et al., 2022), but also that many of these benefits can be distilled or compressed into smaller models (Taori et al., 2023; Movva et al., 2022). In this work, we investigate how temporal pretraining misalignment varies on different model sizes, which to our knowledge was previously unanswered.

10 Conclusion

The relative age of documents, content filters, and data sources each have significant effects on downstream model behaviour. These effects can be reduced, but not eliminated, by finetuning. We recommend that model developers and users pay close attention to these details in designing/selecting the model most relevant to their needs, as each decision has a specific, quantifiable trade-off profile. For instance, it may be important to decide between improving toxicity identification or reducing toxic generation, performance on brand new or older data sources, and biomedical or books text domains. These countless choices are inherent in curating any pretraining dataset. While we are only able to evaluate a small fraction of these, we are able to show which choices matter and by how much, and we hope to inspire further work evaluating dataset composition and predicting behaviors of models given pretraining datasets.

Acknowledgements

We would like to thank Daniel Smilkov for his technical assistance in characterizing large corpora, Maarten Bosma and Jacob Andreas for their early guidance on this project, Tom Small for his visual design support, and Noah Constant for feedback on the paper. This work is supported by NSF #1652536.

References

- Martín Abadi, Ashish Agarwal, Paul Barham, Eugene Brevdo, Zhifeng Chen, Craig Citro, Greg S Corrado, Andy Davis, Jeffrey Dean, Matthieu Devin, et al. TensorFlow: Large-scale machine learning on heterogeneous distributed systems. *arXiv preprint arXiv:1603.04467*, 2016.
- Oshin Agarwal and Ani Nenkova. Temporal effects on pre-trained models for language processing tasks. *Transactions of the Association for Computational Linguistics*, 10:904–921, 2022.
- Alon Albalak, Colin Raffel, and William Yang Wang. Improving few-shot generalization by exploring and exploiting auxiliary data. *arXiv preprint arXiv:2302.00674*, 2023.
- Eduardo G Altmann, Janet B Pierrehumbert, and Adilson E Motter. Beyond word frequency: Bursts, lulls, and scaling in the temporal distributions of words. *PLOS one*, 4(11):e7678, 2009.
- Anthropic AI. Introducing Claude, 2023. URL <https://www.anthropic.com/index/introducing-claude>.
- Yuntao Bai, Saurav Kadavath, Sandipan Kundu, Amanda Askell, Jackson Kernion, Andy Jones, Anna Chen, Anna Goldie, Azalia Mirhoseini, Cameron McKinnon, et al. Constitutional AI: Harmlessness from ai feedback. *arXiv preprint arXiv:2212.08073*, 2022.
- Jack Bandy and Nicholas Vincent. Addressing “documentation debt” in machine learning research: A retrospective datasheet for bookcorpus. *arXiv preprint arXiv:2105.05241*, 2021.

- Jason Baumgartner, Savvas Zannettou, Brian Keegan, Megan Squire, and Jeremy Blackburn. The Pushshift Reddit dataset. In *Proceedings of the international AAAI conference on web and social media*, volume 14, pages 830–839, 2020.
- Emily M Bender. Linguistic fundamentals for natural language processing: 100 essentials from morphology and syntax. *Synthesis lectures on human language technologies*, 6(3):1–184, 2013.
- Emily M. Bender and Batya Friedman. Data statements for natural language processing: Toward mitigating system bias and enabling better science. *Transactions of the Association for Computational Linguistics*, 6: 587–604, 2018. doi: 10.1162/tacl_a_00041. URL <https://aclanthology.org/Q18-1041>.
- Stella Biderman, Hailey Schoelkopf, Quentin Anthony, Herbie Bradley, Kyle O’Brien, Eric Hallahan, Mohammad Aflah Khan, Shivanshu Purohit, USVSN Sai Prashanth, Edward Raff, et al. Pythia: A suite for analyzing large language models across training and scaling. *arXiv preprint arXiv:2304.01373*, 2023.
- Sid Black, Stella Biderman, Eric Hallahan, Quentin Anthony, Leo Gao, Laurence Golding, Horace He, Connor Leahy, Kyle McDonell, Jason Phang, et al. GPT-NeoX-20B: An open-source autoregressive language model. *Challenges & Perspectives in Creating Large Language Models*, page 95, 2022.
- Tom B. Brown, Benjamin Mann, Nick Ryder, Melanie Subbiah, Jared Kaplan, Prafulla Dhariwal, Arvind Nee-lakantan, Pranav Shyam, Girish Sastry, Amanda Askell, Sandhini Agarwal, Ariel Herbert-Voss, Gretchen Krueger, Tom Henighan, Rewon Child, Aditya Ramesh, Daniel M. Ziegler, Jeffrey Wu, Clemens Winter, Christopher Hesse, Mark Chen, Eric Sigler, Mateusz Litwin, Scott Gray, Benjamin Chess, Jack Clark, Christopher Berner, Sam McCandlish, Alec Radford, Ilya Sutskever, and Dario Amodei. Language models are few-shot learners, 2020.
- Ciprian Chelba, Tomas Mikolov, Mike Schuster, Qi Ge, Thorsten Brants, Phillipp Koehn, and Tony Robinson. One billion word benchmark for measuring progress in statistical language modeling. *arXiv preprint arXiv:1312.3005*, 2013.
- Mark Chen, Jerry Tworek, Heewoo Jun, Qiming Yuan, Henrique Ponde de Oliveira Pinto, Jared Kaplan, Harri Edwards, Yuri Burda, Nicholas Joseph, Greg Brockman, et al. Evaluating large language models trained on code. *arXiv preprint arXiv:2107.03374*, 2021. URL <https://arxiv.org/abs/2107.03374>.
- Aakanksha Chowdhery, Sharan Narang, Jacob Devlin, Maarten Bosma, Gaurav Mishra, Hyung Won Chung, Charles Sutton, Sebastian Gehrmann, Parker Schuh, et al. PaLM: Scaling language modeling with Pathways. *arXiv preprint arXiv:2204.02311*, 2022. URL <https://arxiv.org/abs/2204.02311>.
- Hyung Won Chung, Le Hou, Shayne Longpre, Barret Zoph, Yi Tay, William Fedus, Eric Li, Xuezhi Wang, Mostafa Dehghani, Siddhartha Brahma, et al. Scaling instruction-finetuned language models. *arXiv preprint arXiv:2210.11416*, 2022.
- Hyung Won Chung, Xavier Garcia, Adam Roberts, Yi Tay, Orhan Firat, Sharan Narang, and Noah Constant. Unimax: Fairer and more effective language sampling for large-scale multilingual pretraining. In *The Eleventh International Conference on Learning Representations*, 2023.
- Cohere AI. Cohere command nightly, 2023. URL <https://docs.cohere.com/docs/command-beta>.
- Corinna Cortes and Neil D Lawrence. Inconsistency in conference peer review: Revisiting the 2014 NeurIPS experiment. *arXiv preprint arXiv:2109.09774*, 2021.
- Sumanth Dathathri, Andrea Madotto, Janice Lan, Jane Hung, Eric Frank, Piero Molino, Jason Yosinski, and Rosanne Liu. Plug and play language models: A simple approach to controlled text generation. In *International Conference on Learning Representations*, 2020.
- Jacob Devlin, Ming-Wei Chang, Kenton Lee, and Kristina Toutanova. BERT: Pre-training of deep bidirectional transformers for language understanding. *NAACL*, 2019. URL <https://aclanthology.org/N19-1423>.

- Bhuwan Dhingra, Jeremy R Cole, Julian Martin Eisenschlos, Daniel Gillick, Jacob Eisenstein, and William W Cohen. Time-aware language models as temporal knowledge bases. *Transactions of the Association for Computational Linguistics*, 10:257–273, 2022.
- Jesse Dodge, Maarten Sap, Ana Marasović, William Agnew, Gabriel Ilharco, Dirk Groeneveld, Margaret Mitchell, and Matt Gardner. Documenting large webtext corpora: A case study on the Colossal Clean Crawled Corpus. In *Proceedings of the 2021 Conference on Empirical Methods in Natural Language Processing*, pages 1286–1305, 2021.
- Nan Du, Yanping Huang, Andrew M. Dai, Simon Tong, Dmitry Lepikhin, Yuanzhong Xu, Maxim Krikun, Yanqi Zhou, Adams Wei Yu, Orhan Firat, Barret Zoph, Liam Fedus, Maarten Bosma, Zongwei Zhou, Tao Wang, Yu Emma Wang, Kellie Webster, Marie Pellat, Kevin Robinson, Kathleen Meier-Hellstern, Toju Duke, Lucas Dixon, Kun Zhang, Quoc V Le, Yonghui Wu, Zhifeng Chen, and Claire Cui. GLaM: Efficient Scaling of Language Models with Mixture-of-Experts. *ICML*, 2022. URL <https://arxiv.org/abs/2112.06905>.
- Jacob Eisenstein, Brendan O’Connor, Noah A Smith, and Eric P Xing. Diffusion of lexical change in social media. *PloS one*, 9(11):e113114, 2014.
- István Endrédý and Attila Novák. More effective boilerplate removal-the goldminer algorithm. *Polibits*, 48: 79–83, 2013.
- Adam Fisch, Alon Talmor, Robin Jia, Minjoon Seo, Eunsol Choi, and Danqi Chen. Mrqa 2019 shared task: Evaluating generalization in reading comprehension. In *Proceedings of the 2nd Workshop on Machine Reading for Question Answering*, pages 1–13, 2019.
- Paul Friedl. Dis/similarities in the design and development of legal and algorithmic normative systems: the case of perspective api. *Law, Innovation and Technology*, pages 1–35, 2023.
- Leo Gao, Stella Biderman, Sid Black, Laurence Golding, Travis Hoppe, Charles Foster, Jason Phang, Horace He, Anish Thite, Noa Nabeshima, et al. The Pile: An 800GB dataset of diverse text for language modeling. *arXiv preprint arXiv:2101.00027*, 2020.
- Tianyu Gao, Adam Fisch, and Danqi Chen. Making pre-trained language models better few-shot learners. *ACL*, 2021. doi: 10.18653/v1/2021.acl-long.295. URL <https://aclanthology.org/2021.acl-long.295>.
- Matt Gardner, Yoav Artzi, Victoria Basmov, Jonathan Berant, Ben Bogin, Sihao Chen, Pradeep Dasigi, Dheeru Dua, Yanai Elazar, Ananth Gottumukkala, et al. Evaluating models’ local decision boundaries via contrast sets. In *Findings of the Association for Computational Linguistics: EMNLP 2020*, pages 1307–1323, 2020.
- SK Gargee, Pranav Bhargav Gopinath, Shridhar Reddy SR Kancharla, CR Anand, and Anoop S Babu. Analyzing and addressing the difference in toxicity prediction between different comments with same semantic meaning in Google’s Perspective API. In *ICT Systems and Sustainability: Proceedings of ICT4SD 2022*, pages 455–464. Springer, 2022.
- Timnit Gebru, Jamie Morgenstern, Briana Vecchione, Jennifer Wortman Vaughan, Hanna Wallach, Hal Daumé III au2, and Kate Crawford. Datasheets for datasets, 2021.
- Samuel Gehman, Suchin Gururangan, Maarten Sap, Yejin Choi, and Noah A Smith. RealToxicityPrompts: Evaluating neural toxic degeneration in language models. In *Findings of the Association for Computational Linguistics: EMNLP 2020*, pages 3356–3369, 2020.
- Aaron Gokaslan*, Vanya Cohen*, Ellie Pavlick, and Stefanie Tellex. OpenWebText corpus, 2019. URL <http://Skylion007.github.io/OpenWebTextCorpus>.
- Google. PaLM 2 technical report, 2023. URL <https://ai.google/static/documents/palm2techreport.pdf>.
- Google Cloud NLP. Google Cloud infotyper detector, 2023a. URL <https://cloud.google.com/dlp/docs/infotypes-reference>.

- Google Cloud NLP. Google Cloud analyzing sentiment, 2023b. URL <https://cloud.google.com/natural-language/docs/analyzing-sentiment>.
- Suchin Gururangan, Ana Marasović, Swabha Swayamdipta, Kyle Lo, Iz Beltagy, Doug Downey, and Noah A Smith. Don't stop pretraining: Adapt language models to domains and tasks. In *Proceedings of the 58th Annual Meeting of the Association for Computational Linguistics*, pages 8342–8360, 2020.
- Suchin Gururangan, Dallas Card, Sarah K Drier, Emily K Gade, Leroy Z Wang, Zeyu Wang, Luke Zettlemoyer, and Noah A Smith. Whose language counts as high quality? Measuring language ideologies in text data selection. *arXiv preprint arXiv:2201.10474*, 2022.
- Thomas Hartvigsen, Saadia Gabriel, Hamid Palangi, Maarten Sap, Dipankar Ray, and Ece Kamar. Toxigen: A large-scale machine-generated dataset for adversarial and implicit hate speech detection. In *Proceedings of the 60th Annual Meeting of the Association for Computational Linguistics (Volume 1: Long Papers)*, pages 3309–3326, 2022.
- Jordan Hoffmann, Sebastian Borgeaud, Arthur Mensch, Elena Buchatskaya, Trevor Cai, Eliza Rutherford, Diego de Las Casas, Lisa Anne Hendricks, Johannes Welbl, Aidan Clark, et al. Training compute-optimal large language models. *arXiv preprint arXiv:2203.15556*, 2022.
- Dan Iter and David Grangier. On the complementarity of data selection and fine tuning for domain adaptation. *arXiv preprint arXiv:2109.07591*, 2021.
- Kokil Jaidka, Niyati Chhaya, and Lyle Ungar. Diachronic degradation of language models: Insights from social media. In *Proceedings of the 56th Annual Meeting of the Association for Computational Linguistics (Volume 2: Short Papers)*, pages 195–200, Melbourne, Australia, July 2018. Association for Computational Linguistics. doi: 10.18653/v1/P18-2032. URL <https://aclanthology.org/P18-2032>.
- Joel Jang, Seonghyeon Ye, Changho Lee, Sohee Yang, Joongbo Shin, Janghoon Han, Gyeonghun Kim, and Minjoon Seo. TemporalWiki: A lifelong benchmark for training and evaluating ever-evolving language models. *arXiv preprint arXiv:2204.14211*, 2022.
- Jean Kaddour. The minipile challenge for data-efficient language models. *arXiv preprint arXiv:2304.08442*, 2023.
- Jared Kaplan, Sam McCandlish, Tom Henighan, Tom B Brown, Benjamin Chess, Rewon Child, Scott Gray, Alec Radford, Jeffrey Wu, and Dario Amodei. Scaling laws for neural language models. *arXiv preprint arXiv:2001.08361*, 2020. URL <https://arxiv.org/abs/2001.08361>.
- Daniel Khashabi, Sewon Min, Tushar Khot, Ashish Sabharwal, Oyvind Tafjord, Peter Clark, and Hannaneh Hajishirzi. UnifiedQA: Crossing format boundaries with a single QA system. In *Findings of the Association for Computational Linguistics: EMNLP 2020*, 2020. URL <https://aclanthology.org/2020.findings-emnlp.171>.
- J Peter Kincaid, Robert P Fishburne Jr, Richard L Rogers, and Brad S Chissom. Derivation of new readability formulas (automated readability index, fog count and flesch reading ease formula) for navy enlisted personnel. Technical report, Naval Technical Training Command Millington TN Research Branch, 1975.
- Julia Kreutzer, Isaac Caswell, Lisa Wang, Ahsan Wahab, Daan van Esch, Nasanbayar Ulzii-Orshikh, Allahsera Tapo, Nishant Subramani, Artem Sokolov, Claytone Sikasote, et al. Quality at a glance: An audit of web-crawled multilingual datasets. *Transactions of the Association for Computational Linguistics*, 10:50–72, 2022.
- Tom Kwiatkowski, Jennimaria Palomaki, Olivia Redfield, Michael Collins, Ankur Parikh, Chris Alberti, Danielle Epstein, Illia Polosukhin, Jacob Devlin, Kenton Lee, et al. Natural Questions: a benchmark for question answering research. *Transactions of the Association for Computational Linguistics*, 7:453–466, 2019.
- William Labov. *Principles of linguistic change, volume 3: Cognitive and cultural factors*, volume 3. John Wiley & Sons, 2011.

- Zhenzhong Lan, Mingda Chen, Sebastian Goodman, Kevin Gimpel, Piyush Sharma, and Radu Soricut. ALBERT: A lite BERT for self-supervised learning of language representations. In *International Conference on Learning Representations*, 2020.
- Hugo Launçon, Lucile Saulnier, Thomas Wang, Christopher Akiki, Albert Villanova del Moral, Teven Le Scao, Leandro Von Werra, Chenghao Mou, Eduardo González Ponferrada, Huu Nguyen, et al. The BigScience ROOTS Corpus: A 1.6TB composite multilingual dataset. In *Thirty-sixth Conference on Neural Information Processing Systems Datasets and Benchmarks Track*, 2022.
- Angeliki Lazaridou, Adhi Kuncoro, Elena Gribovskaya, Devang Agrawal, Adam Liska, Tayfun Terzi, Mai Gimenez, Cyprien de Masson d’Autume, Tomas Kocisky, Sebastian Ruder, et al. Mind the gap: Assessing temporal generalization in neural language models. *Advances in Neural Information Processing Systems*, 34: 29348–29363, 2021.
- Katherine Lee, Daphne Ippolito, Andrew Nystrom, Chiyuan Zhang, Douglas Eck, Chris Callison-Burch, and Nicholas Carlini. Deduplicating training data makes language models better. In *Proceedings of the 60th Annual Meeting of the Association for Computational Linguistics (Volume 1: Long Papers)*, pages 8424–8445, 2022.
- Alyssa Lees, Vinh Q Tran, Yi Tay, Jeffrey Sorensen, Jai Gupta, Donald Metzler, and Lucy Vasserman. A new generation of Perspective API: Efficient multilingual character-level transformers. *arXiv preprint arXiv:2202.11176*, 2022. URL <http://perspectiveapi.com.com>.
- Adam Liska, Tomas Kocisky, Elena Gribovskaya, Tayfun Terzi, Eren Sezener, Devang Agrawal, Cyprien De Masson D’Autume, Tim Scholtes, Manzil Zaheer, Susannah Young, Ellen Gilsenan-Mcmahon, Sophia Austin, Phil Blunsom, and Angeliki Lazaridou. StreamingQA: A benchmark for adaptation to new knowledge over time in question answering models. In *Proceedings of the 39th International Conference on Machine Learning*, pages 13604–13622, 2022. URL <https://proceedings.mlr.press/v162/liska22a/liska22a.pdf>.
- Yinhan Liu, Myle Ott, Naman Goyal, Jingfei Du, Mandar Joshi, Danqi Chen, Omer Levy, Mike Lewis, Luke Zettlemoyer, and Veselin Stoyanov. RoBERTa: A robustly optimized bert pretraining approach. *arXiv preprint arXiv:1907.11692*, 2019.
- Shayne Longpre, Yi Lu, Zhucheng Tu, and Chris DuBois. An exploration of data augmentation and sampling techniques for domain-agnostic question answering. In *Proceedings of the 2nd Workshop on Machine Reading for Question Answering*, pages 220–227, 2019.
- Shayne Longpre, Kartik Perisetla, Anthony Chen, Nikhil Ramesh, Chris DuBois, and Sameer Singh. Entity-based knowledge conflicts in question answering. In *Proceedings of the 2021 Conference on Empirical Methods in Natural Language Processing*, pages 7052–7063, 2021.
- Shayne Longpre, Julia Rachel Reisler, Edward Greg Huang, Yi Lu, Andrew Frank, Nikhil Ramesh, and Christopher DuBois. Active learning over multiple domains in natural language tasks. In *NeurIPS 2022 Workshop on Distribution Shifts: Connecting Methods and Applications*, 2022.
- Shayne Longpre, Le Hou, Tu Vu, Albert Webson, Hyung Won Chung, Yi Tay, Denny Zhou, Quoc V Le, Barret Zoph, Jason Wei, et al. The Flan collection: Designing data and methods for effective instruction tuning. *arXiv preprint arXiv:2301.13688*, 2023.
- Alexandra Sasha Luccioni and Joseph D Viviano. What’s in the box? a preliminary analysis of undesirable content in the Common Crawl corpus. *arXiv preprint arXiv:2105.02732*, 2021.
- Kelvin Luu, Daniel Khashabi, Suchin Gururangan, Karishma Mandyam, and Noah A Smith. Time waits for no one! analysis and challenges of temporal misalignment. *arXiv preprint arXiv:2111.07408*, 2021.
- Aman Madaan, Shuyan Zhou, Uri Alon, Yiming Yang, and Graham Neubig. Language models of code are few-shot commonsense learners, 2022.

- Nicholas Meade, Elinor Poole-Dayana, and Siva Reddy. An empirical survey of the effectiveness of debiasing techniques for pre-trained language models. In *Proceedings of the 60th Annual Meeting of the Association for Computational Linguistics (Volume 1: Long Papers)*, pages 1878–1898, 2022.
- Rajiv Movva, Jinhao Lei, Shayne Longpre, Ajay Gupta, and Chris DuBois. Combining compressions for multiplicative size scaling on natural language tasks. In *Proceedings of the 29th International Conference on Computational Linguistics*, pages 2861–2872, 2022.
- Alex Nichol. DALL-E 2 pre-training mitigations, 2022. URL <https://openai.com/research/dall-e-2-pre-training-mitigations>.
- Alexander Quinn Nichol, Prafulla Dhariwal, Aditya Ramesh, Pranav Shyam, Pamela Mishkin, Bob McGrew, Ilya Sutskever, and Mark Chen. Glide: Towards photorealistic image generation and editing with text-guided diffusion models. In *International Conference on Machine Learning*, pages 16784–16804. PMLR, 2022.
- Nostalgebraist. Chinchilla’s wild implications. *AI Alignment Forum*, 2022. URL <https://www.alignmentforum.org/posts/6Fpvch8RR29qLEWNH/chinchilla-s-wild-implications>.
- The Open Team NYT. To apply machine learning responsibly, we use it in moderation, 2020. URL <https://open.nytimes.com/to-apply-machine-learning-responsibly-we-use-it-in-moderation-d001f49e0644>.
- OpenAI. GPT-4 technical report. *arXiv preprint arxiv:2303.08774*, 2023. URL <https://arxiv.org/pdf/2303.08774.pdf>.
- Long Ouyang, Jeff Wu, Xu Jiang, Diogo Almeida, Carroll L. Wainwright, Pamela Mishkin, Chong Zhang, Sandhini Agarwal, Katarina Slama, Alex Ray, et al. Training language models to follow instructions with human feedback. *arXiv preprint arXiv:2203.02155*, 2022. URL <https://arxiv.org/abs/2203.02155>.
- Isabel Papadimitriou and Dan Jurafsky. Learning music helps you read: Using transfer to study linguistic structure in language models. In *Proceedings of the 2020 Conference on Empirical Methods in Natural Language Processing (EMNLP)*, pages 6829–6839, 2020.
- Matthew E. Peters, Mark Neumann, Mohit Iyyer, Matt Gardner, Christopher Clark, Kenton Lee, and Luke Zettlemoyer. Deep contextualized word representations. *NAACL*, 2018. URL <https://aclanthology.org/N18-1202>.
- Luiza Amador Pozzobon, Beyza Ermis, Patrick Lewis, and Sara Hooker. On the challenges of using black-box APIs for toxicity evaluation in research. In *ICLR 2023 Workshop on Trustworthy and Reliable Large-Scale Machine Learning Models*, 2023.
- Yada Pruksachatkun, Jason Phang, Haokun Liu, Phu Mon Htut, Xiaoyi Zhang, Richard Yuanzhe Pang, Clara Vania, Katharina Kann, and Samuel Bowman. Intermediate-task transfer learning with pretrained language models: When and why does it work? In *Proceedings of the 58th Annual Meeting of the Association for Computational Linguistics*, pages 5231–5247, 2020.
- Alec Radford, Jeffrey Wu, Rewon Child, David Luan, Dario Amodei, Ilya Sutskever, et al. Language models are unsupervised multitask learners. *OpenAI blog*, 1(8):9, 2019. URL https://d4mucfpksywv.cloudfront.net/better-language-models/language_models_are_unsupervised_multitask_learners.pdf.
- Jack W. Rae, Sebastian Borgeaud, Trevor Cai, Katie Millican, Jordan Hoffmann, Francis Song, John Aslanides, Sarah Henderson, Roman Ring, Susannah Young, et al. Scaling language models: Methods, analysis & insights from training Gopher. *arXiv preprint arXiv:2112.11446*, 2021. URL <https://arxiv.org/abs/2112.11446>.
- Colin Raffel, Noam Shazeer, Adam Roberts, Katherine Lee, Sharan Narang, Michael Matena, Yanqi Zhou, Wei Li, and Peter J Liu. Exploring the limits of transfer learning with a unified text-to-text transformer. *Journal of Machine Learning Research*, 21:1–67, 2020. URL <https://arxiv.org/abs/1910.10683>.

- Adam Roberts, Hyung Won Chung, Anselm Levskaya, Gaurav Mishra, James Bradbury, Daniel Andor, Sharan Narang, Brian Lester, Colin Gaffney, Afroz Mohiuddin, Curtis Hawthorne, Aitor Lewkowycz, Alex Salcianu, Marc van Zee, Jacob Austin, Sebastian Goodman, Livio Baldini Soares, Haitang Hu, Sasha Tsvyashchenko, Aakanksha Chowdhery, Jasmijn Bastings, Jannis Bulian, Xavier Garcia, Jianmo Ni, Andrew Chen, Kathleen Kenealy, Jonathan H. Clark, Stephan Lee, Dan Garrette, James Lee-Thorp, Colin Raffel, Noam Shazeer, Marvin Ritter, Maarten Bosma, Alexandre Passos, Jeremy Maitin-Shepard, Noah Fiedel, Mark Omernick, Brennan Saeta, Ryan Sepassi, Alexander Spiridonov, Joshua Newlan, and Andrea Gesmundo. Scaling up models and data with t5x and seqio. *arXiv preprint arXiv:2203.17189*, 2022. URL <https://arxiv.org/abs/2203.17189>.
- Anna Rogers. Changing the world by changing the data. In *Proceedings of the 59th Annual Meeting of the Association for Computational Linguistics and the 11th International Joint Conference on Natural Language Processing (Volume 1: Long Papers)*, pages 2182–2194, 2021.
- Paul Röttger and Janet Pierrehumbert. Temporal adaptation of BERT and performance on downstream document classification: Insights from social media. In *Findings of the Association for Computational Linguistics: EMNLP 2021*, pages 2400–2412, Punta Cana, Dominican Republic, November 2021. Association for Computational Linguistics. doi: 10.18653/v1/2021.findings-emnlp.206. URL <https://aclanthology.org/2021.findings-emnlp.206>.
- Nithya Sambasivan, Shivani Kapania, Hannah Highfill, Diana Akrong, Praveen Paritosh, and Lora M Aroyo. “Everyone wants to do the model work, not the data work”: Data cascades in high-stakes AI. In *CHI, CHI ’21*, New York, NY, USA, 2021. Association for Computing Machinery. ISBN 9781450380966. doi: 10.1145/3411764.3445518. URL <https://doi.org/10.1145/3411764.3445518>.
- Maarten Sap, Saadia Gabriel, Lianhui Qin, Dan Jurafsky, Noah A. Smith, and Yejin Choi. Social bias frames: Reasoning about social and power implications of language. In *Proceedings of the 58th Annual Meeting of the Association for Computational Linguistics*, pages 5477–5490, Online, July 2020. Association for Computational Linguistics. doi: 10.18653/v1/2020.acl-main.486. URL <https://aclanthology.org/2020.acl-main.486>.
- Teven Le Scao, Angela Fan, Christopher Akiki, Ellie Pavlick, Suzana Ilić, Daniel Hesslow, Roman Castagné, Alexandra Sasha Luccioni, François Yvon, Matthias Gallé, et al. BLOOM: A 176b-parameter open-access multilingual language model. *arXiv preprint arXiv:2211.05100*, 2022.
- John Schulman. Reinforcement learning from human feedback: Progress and challenges. *Berkeley EECS*, 2023. URL https://www.youtube.com/watch?v=hhiLw5Q_UFg.
- Thibault Sellam, Steve Yadlowsky, Ian Tenney, Jason Wei, Naomi Saphra, Alexander D’Amour, Tal Linzen, Jasmijn Bastings, Iulia Raluca Turc, Jacob Eisenstein, et al. The MultiBERTs: BERT reproductions for robustness analysis. In *International Conference on Learning Representations*, 2022.
- Ayush Singh and John E Ortega. Addressing distribution shift at test time in pre-trained language models. *arXiv preprint arXiv:2212.02384*, 2022.
- Spandana Singh. Everything in moderation: An analysis of how internet platforms are using artificial intelligence to moderate user-generated content. *New America*, 2019. URL <https://www.newamerica.org/oti/reports/everything-moderation-analysis-how-internet-platforms-are-using-artificial-intelligence-moderate-user-generated-content/>.
- Rohan Taori, Ishaan Gulrajani, Tianyi Zhang, Yann Dubois, Xuechen Li, Carlos Guestrin, Percy Liang, and Tatsunori B. Hashimoto. Stanford Alpaca: An instruction-following LLaMA model. https://github.com/tatsu-lab/stanford_alpaca, 2023.
- Yi Tay, Mostafa Dehghani, Samira Abnar, Hyung Won Chung, William Fedus, Jinfeng Rao, Sharan Narang, Vinh Q Tran, Dani Yogatama, and Donald Metzler. Scaling laws vs model architectures: How does inductive bias influence scaling? *arXiv preprint arXiv:2207.10551*, 2022.

- Romal Thoppilan, Daniel De Freitas, Jamie Hall, Noam Shazeer, Apoorv Kulshreshtha, Heng-Tze Cheng, Alicia Jin, Taylor Bos, Leslie Baker, Yu Du, et al. LaMDA: Language models for dialog applications. *arXiv preprint arXiv:2201.08239*, 2022. URL <https://arxiv.org/abs/2201.08239>.
- Hugo Touvron, Thibaut Lavril, Gautier Izacard, Xavier Martinet, Marie-Anne Lachaux, Timothée Lacroix, Baptiste Rozière, Naman Goyal, Eric Hambro, Faisal Azhar, et al. LLaMA: Open and efficient foundation language models. *arXiv preprint arXiv:2302.13971*, 2023.
- Bertie Vidgen, Tristan Thrush, Zeerak Waseem, and Douwe Kiela. Learning from the worst: Dynamically generated datasets to improve online hate detection. In *Proceedings of the 59th Annual Meeting of the Association for Computational Linguistics and the 11th International Joint Conference on Natural Language Processing (Volume 1: Long Papers)*, pages 1667–1682, Online, August 2021. Association for Computational Linguistics. doi: 10.18653/v1/2021.acl-long.132. URL <https://aclanthology.org/2021.acl-long.132>.
- Pablo Villalobos, Jaime Sevilla, Lennart Heim, Tamay Besiroglu, Marius Hobbhahn, and Anson Ho. Will we run out of data? an analysis of the limits of scaling datasets in machine learning. *arXiv preprint arXiv:2211.04325*, 2022.
- Thomas Wang, Adam Roberts, Daniel Hesslow, Teven Le Scao, Hyung Won Chung, Iz Beltagy, Julien Launay, and Colin Raffel. What language model architecture and pretraining objective work best for zero-shot generalization? *ICML*, 2022. URL <https://arxiv.org/abs/2204.05832>.
- Xinyi Wang, Yulia Tsvetkov, and Graham Neubig. Balancing training for multilingual neural machine translation. In *Proceedings of the 58th Annual Meeting of the Association for Computational Linguistics*, pages 8526–8537, 2020.
- Alex Warstadt, Yian Zhang, Haau-Sing Li, Haokun Liu, and Samuel R Bowman. Learning which features matter: RoBERTa acquires a preference for linguistic generalizations (eventually). *arXiv preprint arXiv:2010.05358*, 2020.
- Jason Wei, Yi Tay, Rishi Bommasani, Colin Raffel, Barret Zoph, Sebastian Borgeaud, Dani Yogatama, Maarten Bosma, Denny Zhou, Donald Metzler, et al. Emergent abilities of large language models. *TMLR*, 2022. URL <https://openreview.net/forum?id=yzkSU5zdWd>.
- Johannes Welbl, Amelia Glaese, Jonathan Uesato, Sumanth Dathathri, John Mellor, Lisa Anne Hendricks, Kirsty Anderson, Pushmeet Kohli, Ben Coppin, and Po-Sen Huang. Challenges in detoxifying language models. In *Findings of the Association for Computational Linguistics: EMNLP 2021*, pages 2447–2469, 2021.
- Yuhuai Wu, Felix Li, and Percy Liang. Insights into pre-training via simpler synthetic tasks. In *Advances in Neural Information Processing Systems*, 2022.
- Sang Michael Xie, Hieu Pham, Xuanyi Dong, Nan Du, Hanxiao Liu, Yifeng Lu, Percy Liang, Quoc V Le, Tengyu Ma, and Adams Wei Yu. DoReMi: Optimizing data mixtures speeds up language model pretraining. *arXiv preprint arXiv:2305.10429*, 2023a.
- Sang Michael Xie, Shibani Santurkar, Tengyu Ma, and Percy Liang. Data selection for language models via importance resampling. *arXiv preprint arXiv:2302.03169*, 2023b.
- Albert Xu, Eshaan Pathak, Eric Wallace, Suchin Gururangan, Maarten Sap, and Dan Klein. Detoxifying language models risks marginalizing minority voices. In *Proceedings of the 2021 Conference of the North American Chapter of the Association for Computational Linguistics: Human Language Technologies*, pages 2390–2397, Online, June 2021. Association for Computational Linguistics. doi: 10.18653/v1/2021.naacl-main.190. URL <https://aclanthology.org/2021.naacl-main.190>.
- Linting Xue, Noah Constant, Adam Roberts, Mihir Kale, Rami Al-Rfou, Aditya Siddhant, Aditya Barua, and Colin Raffel. mT5: A massively multilingual pre-trained text-to-text transformer. In *Proceedings of the 2021 Conference of the North American Chapter of the Association for Computational Linguistics: Human Language Technologies*, pages 483–498, 2021.

- Zhilin Yang, Zihang Dai, Yiming Yang, Jaime Carbonell, Russ R Salakhutdinov, and Quoc V Le. XLNet: Generalized autoregressive pretraining for language understanding. *Advances in neural information processing systems*, 32, 2019.
- Huaxiu Yao, Caroline Choi, Bochuan Cao, Yoonho Lee, Pang Wei Koh, and Chelsea Finn. Wild-Time: A benchmark of in-the-wild distribution shift over time. In *Thirty-sixth Conference on Neural Information Processing Systems Datasets and Benchmarks Track*, 2022.
- Michael Zhang and Eunsol Choi. SituatedQA: Incorporating extra-linguistic contexts into qa. In *Proceedings of the 2021 Conference on Empirical Methods in Natural Language Processing*, pages 7371–7387, 2021.
- Susan Zhang, Stephen Roller, Naman Goyal, Mikel Artetxe, Moya Chen, Shuohui Chen, Christopher Dewan, Mona Diab, Xian Li, Xi Victoria Lin, et al. OPT: Open pre-trained transformer language models. *arXiv preprint arXiv:2205.01068*, 2022.
- Wayne Xin Zhao, Kun Zhou, Junyi Li, Tianyi Tang, Xiaolei Wang, Yupeng Hou, Yingqian Min, Beichen Zhang, Junjie Zhang, Zican Dong, et al. A survey of large language models. *arXiv preprint arXiv:2303.18223*, 2023.
- Yukun Zhu, Ryan Kiros, Rich Zemel, Ruslan Salakhutdinov, Raquel Urtasun, Antonio Torralba, and Sanja Fidler. Aligning books and movies: Towards story-like visual explanations by watching movies and reading books. In *Proceedings of the IEEE international conference on computer vision*, pages 19–27, 2015.

Appendix

Contents

A Contributions	28
B Expanded Literature Review	29
C Experimental Details	29
C.1 Pretraining Details	29
C.2 Finetuning Details	29
C.3 Toxicity Evaluation Details	30
C.4 Time Evaluation Details	31
C.5 Evaluating Domains with Question Answering Datasets	32
D Impact of Data Curation on Data Composition: Further Analysis	34
D.1 Feature Definitions	34
D.2 Breakdown of the Quality Filter on Pile Domains	34
E Experimental Results	36
E.1 Temporal Degradation Results	36
E.2 Toxicity & Quality Filtering Results	40

A Contributions

- **Shayne Longpre** Project lead and primary coder. Led experiment design, implementation, pretraining, evaluation, and analysis.
- **Gregory Yauney** Core contributor. Led evaluation implementation and analysis on toxicity and quality filtering section (Section 5). Contributed code for Section 3. Also supported writing and analysis.
- **Emily Reif** Core contributor. Led the analysis of data characteristics pre- and post-curation (Section 3). Also supported writing and analysis.
- **Katherine Lee** Core contributor. Supported infrastructure implementation, debugging, overall analysis and framing, especially for Section 4.
- **David Mimno** Core contributor. A primary advisor, supporting analysis, framing, writing, and particularly discussion of key take-aways and recommendations (Section 7).
- **Daphne Ippolito** Core contributor. The primary advisor and also a coding contributor, supporting both the analysis, framing, and writing as well as running many of the experiments and evaluations.
- **Adam Roberts** Supporting advisor, especially on modeling choice and pretraining infrastructure.
- **Barret Zoph** Supporting advisor on experiment design.
- **Denny Zhou** Supporting advisor on writing and framing.
- **Jason Wei** Supporting advisor on experiment design, writing and framing.
- **Kevin Robinson** Supporting advisor on toxicity evaluations and their implementation.

Table 4: Additional notes on each model’s filtering details.

MODEL	FILTERING DETAILS
BERT	“ignore lists, tables, and headers”
GPT-2	removed Wikipedia
RoBERTa	CC filtered to news and Winograd-like subsets
XLNET	“heuristics to aggressively filter out short or low-quality articles”
T5	Heuristic quality, toxicity, and length filters; code removed
GPT-3	Filtered based on similarity to high-quality reference corpora.
GPT-J/NEO	Uses fasttext classifier on Pile-CC, with OpenWebText2 as the high-quality reference.
GLaM	Classifier with Wikipedia, books and selected websites as positive examples
LaMDA	“LaMDA SSI and safety discriminators are also used to score and filter 2.5M turns of dialog data sampled from the pre-training dataset”, which are then trained on.
ALPHACODE	Filtering heuristics to exclude automatically generated code
CODEGEN	Heuristic filters for code quality
CHINCHILLA	Heuristic-based quality filtering, SafeSearch filter
MINERVA	Same as PaLM for non-academic data
BLOOM	heuristic-based quality and porn filtering
PaLM	Same as GLaM
GALACTICA	Apply several quality filters: exclude papers from journals with certain keywords or low journal impact factor
LLaMA	Classifier to filter out low-quality and un-Wikipedia-like text

B Expanded Literature Review

Table 4 lists popular and well-known models trained in the last several years and a summary of the available information about their training data.

C Experimental Details

This section provides further details on the methodology and hyperparameter settings used for pretraining, finetuning, and evaluation.

To allow for a model that can generate without finetuning but also perform well after finetuning, we rely on the extensive experiments of Wang et al. (2022). Their empirical results suggest these criteria are met with a Causal Decoding architecture with a Full Language Modeling pretraining objective (“CD-FLM”), which permits generation without finetuning, followed by a Prefix Language Modeling objective (PLM) for finetuning, where the causal attention mask is removed from the original prompt.

C.1 Pretraining Details

Our two pretraining datasets are C4 (Raffel et al., 2020) and the Pile (Gao et al., 2021). We use the same vocabulary for both as used in the original T5 from Raffel et al. (2020). All training is conducted using T5X (Roberts et al., 2022) and Tensorflow (Abadi et al., 2016) on TPUs. Specific hyperparameters for LM-XL and LM-SMALL pretraining are detailed in Table 5.

C.2 Finetuning Details

Unless otherwise noted, evaluation was performed by finetuning on the train set for each benchmark task, and then evaluating on either the validation or test set (specified in each section). Finetuning hyperparameters are given in Table 6.

Table 5: **Pretraining hyperparameters** We adopt default pretraining hyperparameters from Wang et al. (2022), who select their parameters to fairly compare across a wide range of T5-based pretraining and architecture experiments.

PARAMETER	LM-XL	LM-SMALL
TPUs	8x8x8	8x8
Batch Size	4096	4096
Sequence Length	512	512
Training Steps	88,064	88,064
Dropout	0.0	0.0
Base Learning Rate	0.5	
Decay Factor	0.5	
Warmup Steps	1000	
Steps per Decay	20000	

Table 6: **Finetuning and Evaluation Parameters for each set of Downstream Tasks.** We report the finetuning hyperparameter settings and evaluation metric used for finetuning and evaluating the pretrained models. We conduct finetuning for four sets of tasks: toxicity identification tasks (Toxigen, Social Bias Frames, and DynaHate), Natural Questions (for pretraining domain transfer analysis), general NLU performance (SuperGLUE), and the Time tasks (including PubCLS, NewSum, PoliAff, TwiERC, and AIC). For T5 Small models, we modify the number of training steps accordingly, as shown in the last row.

PARAMETER	TOX-IDENTIFY	NATURAL Qs	SUPERGLUE	TIME
LM-XL				
TPUs	8x8	8x8	8x8	8x8
Sequence Length	128	512	512	128
Batch Size	128	128	128	128
Dropout	0.1	0.1	0.1	0.1
Training Steps	10k	50k	100k	See Table 7
Learning Rate	1e-3	1e-3	1e-3	See Table 7
Eval Metric	AUC-ROC	Acc	(By Dataset)	See Table 7
LM-SMALL (<i>where different</i>)				
Training Steps	30k	50k	100k	See Table 7

C.3 Toxicity Evaluation Details

In this section we describe the evaluation details for the results presented in Section 5.

Toxicity Identification For toxicity identification evaluation, we finetune separately on each of the following datasets: Social Bias Frames (SBF, Sap et al., 2020), DynaHate (DH, Vidgen et al., 2021), and Toxigen (Hartvigsen et al., 2022). We then evaluate on their respective test sets, using AUC-ROC, which computes the error rates over different classification thresholds. Note that each of these datasets has a slightly different version of toxicity they are evaluating for: biases and offensive stereotypes implied in language for Social Bias Frames, types of hateful speech like animosity, dehumanization, and derogation for DynaHate, and adversarial, subtle and implicit forms of toxicity towards minority groups (e.g., stereotyping, microaggressions), for Toxigen. We average over them to understand a model’s capabilities in identifying toxicity broadly.

Toxic Generation For toxic generation, we do not do any finetuning. Instead, we evaluate how often each model generates toxic continuations. To measure a model’s propensity to generate sexual, profane, or toxic responses to a mix of benign and malicious inputs, we use prompts from the RealToxicityPrompts (Gehman et al., 2020) dataset, as well as the prompt set developed to explore representational bias in PaLM (Chowdhery et al., 2022).

For each model, we generate 25 responses per prompt, using top- k sampling ($k = 40$), with a temperature of 1.0. Following Chowdhery et al. (2022), we use the Perspective API to score responses, labeling those with a toxicity score ≥ 0.5 as toxic. We compute the probability one of these generations per prompt is toxic, for two evaluation splits, one with non-toxic inputs, and one with toxic inputs. The resulting evaluation metrics are denoted RPT-T (for Toxic inputs) and RPT-NT (for Non-Toxic inputs).

The Representational Bias benchmark was constructed from the identity terms in (Rae et al., 2021) and is described in more detail in Chowdhery et al. (2022). It uses templates constructed for several identity markers, for which we use the subset related to gender, race, and religion. Following the practice with RealToxicityPrompts, we sample 50 responses per prompt, use top- k sampling ($k = 40$, temperature = 1.0), and then classify a response as toxic if Perspective API evaluates its toxicity score ≥ 0.5 . We average the toxicity rates per identity marker and per example to compute the overall RepBias score, where higher indicates more toxic responses were produced on average. We also compute the 95% confidence interval to show where changes in mean are significant.

C.4 Time Evaluation Details

This section describes the evaluation details for the results presented in Section 4. In applied settings, the available training data (either for pretraining or finetuning) may be from different years than the test-time data. To mimic these situations, Luu et al. (2021) construct several datasets segmented by the year they are collected from in order to measure the performance impact of differences in the time of collection of finetuning and evaluation splits. As described in Section 2.3, we select 5 of the datasets that are shown to be quite sensitive to these temporal misalignments, and that cover different tasks and data sources. These tasks are summarization, named entity recognition, classifying political affiliation, classifying academic topic, and classifying the news source.

Due to the unique nature of each of these tasks in the temporal degradation experiments, we simply finetune on each task individually, before evaluating on their respective test sets. For each dataset, we finetune using 4x4 TPUs with a batch size of 64, a maximum sequence length of 128, and we validate every 500 training steps. We select the test set score with the highest validation accuracy across training. The best learning rate and the total number of steps required to reach convergence varied by model and model size, and are reported in Table 7. These hyperparameters are chosen based on initial experiments attempting to produce stable learning curves which peak near the values observed in Luu et al. (2021).

Table 7: **Time Dataset & Training Details:** For each of the five datasets used to evaluate the model’s ability over different temporal periods, we report the learning rate and number of steps used in each model size. These hyperparameters were chosen to ensure consistent convergence and stability within our infrastructure settings.

			LM-XL		LM-SMALL	
DOMAIN	TASK	METRIC	LR	STEPS	LR	STEPS
NEWS	PUBCLS	Acc	1e-4	30k	1e-3	30k
	NEWSUM	Rouge-L	5e-4	40k	1e-3	40k
TWITTER	POLIAFF	Acc	1e-4	15k	1e-4	15k
	TwiERC	Acc	1e-4	30k	1e-3	30k
SCIENCE	AIC	Acc	1e-4	30k	1e-3	60k

We follow Luu et al. (2021)’s exact prescription in calculating Temporal Degradation (TD), as well as their reported Pearson correlation measurements (r). Temporal degradation can be interpreted as the average rate of deterioration in performance for a time period, measured in years. Since a temporal deterioration score is calculated per evaluation year, we average over all evaluation years to compute a final TD score for a dataset. Furthermore, each dataset has a different span of available training and evaluation years. To account for this, we follow Luu et al. (2021) in presenting the Pearson correlation coefficient, which presents the strenght of

the relationship between time differences and performance deterioration. We also replicate the Wald test with null hypothesis that the slope is zero.

For evaluating the temporal degradation of pretraining, TD_p , we modify Luu et al. (2021)’s original formula to measure the different $D(t' \rightarrow t)$ where t' is now the pretraining year. However, in this setting, performance samples are represented with different finetuning years. To account for this, we only compare the relative performance changes of the pretraining year t_p , against models with the same finetuning t_f and evaluation years t_e . In other words, given $S_{t_p \rightarrow t_f \rightarrow t_e}$ we will only compare its performance to $S_{t'_p \rightarrow t_f \rightarrow t_e}$ where $t'_p \neq t_p$, but t_f and t_e are fixed to their respective values.

$$D(t'_p \rightarrow t_e) = -(S_{t'_p \rightarrow t_f \rightarrow t_e} - S_{t_p \rightarrow t_f \rightarrow t_e}) * \text{sign}(t'_p - t_e)$$

In some edge cases, there is no evaluation year equivalent to a pretraining year, $\forall t \in T, t_p \neq t_e$, and so the term $S_{t_p \rightarrow t'_f \rightarrow t_e}$ does not exist. In this case, we set this term to be the one where t_p and t_e are closest. And, as before, the precise term used will depend on which version of t_f is being calculated for.

C.5 Evaluating Domains with Question Answering Datasets

This section describes the evaluation details for the results presented in Section 6. These experiments involve pretraining models with different subsets of the corpora from the Pile (Gao et al., 2020) and seeing the effects on a variety of downstream evaluation domains, represented by question answering datasets. As such, we are able to map the effects of pretraining domains to evaluation domains.

First, we discuss the construction of the pretraining domains. We partition the Pile’s source datasets into categories representing thematically similar sources of data, as seen in Table 8. We refer to these categories as Domains. These domain partitions are subjective and cannot perfectly separate out text into these categories. For instance, Wikipedia, Books, and Common Crawl data inevitably contain some Academic information, but overall these partitions represent distinct features (see Section 3) that we have attempted to delineate by areas of interest to practitioners and researchers. Prior work has attempted to measure, emphasize, or target (either for inclusion or exclusion) the particular categories of data we’ve used in our partitions, such as more books and structured data (Brown et al., 2020; Chowdhery et al., 2022), code data (Chen et al., 2021), and legal data (Dodge et al., 2021), among others.

The Domains of the Pile were then each separately ablated from pretraining to understand the effect of their absence. To evaluate their absence on the performance of downstream domains, we chose to use the question answering task expressly because there is a wide variety of similarly formatted evaluation datasets available. For these question answering datasets we train only on Natural Questions (Kwiatkowski et al., 2019), a popular QA dataset, to teach the model the general task. For evaluation, as described in Section 2.3, we use UnifiedQA (Khashabi et al., 2020) and MRQA (Fisch et al., 2019)’s collection of datasets to evaluate how each pretrained model performs on a given “domain”, or set of datasets with similar source characteristics. We partition the question answering datasets from UnifiedQA and MRQA into five categories. Datasets with Wikipedia documents represented in their collection are assigned to the WIKI category, datasets with scraped web documents or news are assigned to the WEB category, and so on. Datasets may belong to multiple categories, depending on how they were constructed. The question answering evaluation partitions are shown in Table 9. Finally, we evaluate on each question answering dataset and report the average F1 score for each category.

Table 8: **Partitions of the Pile’s Data Sources into Domains** The Pile contains 22 distinct sources of data, which we manually partition into 9 thematically similar domain clusters.

CATEGORY	COMPONENTS	SIZE	DESCRIPTION
CC	Pile-CC	227 GB	A filtered set of Common Crawl websites, scraped with JusText (Endrédy and Novák, 2013).
OPENWEB	OpenWebText2	63GB	Scraped OpenWebTextCorpus using upvoted Reddit outgoing links.
WIKIPEDIA	Wikipedia (en)	6 GB	The English scrape of Wikipedia.
BOOKS	Books3, BookCorpus2, Gutenberg (PG-19)	118 GB	The Bibliotik general literature collection, PG-19’s pre-1919 western classics, and BookCorpus’s set of yet unpublished works.
PUBMED	PubMed Central, PubMed Abstracts	109 GB	Biomedical articles from 1946 to present
ACADEMIC	ArXiv, PhilPapers, NIH ExPorter	60 GB	Preprint academic papers in Math, Computer Science, Physics, and Philosophy.
CODE & MATH	Github, StackExchange, DM Mathematics	135 GB	Code repositories, documentation, coding questions and answers, and mathematical problems.
LEGAL	FreeLaw, USPTO Backgrounds	74 GB	Court filings, judicial opinions, and patents
SOCIAL	Ubuntu IRC, EuroParl, Enron Emails, HackerNews, OpenSubtitles, YoutubeSubtitles	33 GB	Movie and video subtitles, chat logs, emails, and text from social news websites.
BASE	All	825 GB	A wide mix of online text from the web, wikipedia, books, academic articles, code, legal, and social sources.

Table 9: **Partitions of Question Answering evaluation datasets from the UnifiedQA (Khashabi et al., 2020) and MRQA (Fisch et al., 2019) collections.** To evaluate the performance of pretraining strategies on different text domains, we assign datasets into categories corresponding to their source material:web-based, wikipedia, academic, biomedical, or and/books). Certain datasets are also designed specifically to test advanced common sense reasoning, or decision boundaries using contrast sets (Gardner et al., 2020). Datasets can belong to multiple categories.

CATEGORY	DATASETS	DESCRIPTION
WIKI	AmbigQA, DROP, HotpotQA, NaturalQuestions, Quoref, RelationExtraction, ROPES, SearchQA, SQuAD-1, SQuAD-2, TriviaQA	Datasets with Wikipedia text.
WEB	AmbigQA, CommonsenseQA, DuoRC, NaturalQuestions, NewsQA, SearchQA, TriviaQA	Datasets partially sourced or collected from the web, including user logs and news.
BOOKS	NarrativeQA	A dataset sourced from books.
BIO MED	ARC-Easy, ARC-Hard, BioASQ, TextbookQA	Datasets with high-school or graduate level scientific or medical content.
ACADEMIC	A12-Elementary-Science, ARC-Easy, ARC-Hard, RACE, ROPES, TextbookQA	General academic data and exams.
COMMON SENSE	CommonsenseQA, PhysicalQA, SocialQA	Datasets which test common sense reasoning.
CONTRAST SETS	Contrast-Set-DROP, Contrast-Set-Quoref, Contrast-Set-ROPES	Datasets re-configured as Contrast Sets (Gardner et al., 2020), which are manual perturbations to make examples more challenging.

D Impact of Data Curation on Data Composition: Further Analysis

D.1 Feature Definitions

As discussed in Section 3, we calculated a set of features across all datapoints to better understand the distribution shifts for each ablation. The full list of features is as follows:

- **Profanity, Toxicity, and Sexually Explicit** The Perspective API classifies text as violating or passing each of these categories, as described in Section 2.2.
- **Text Quality** The same bag-of-words-based linear classifier as used in PaLM (Chowdhery et al., 2022) and GLaM (Du et al., 2022), is used to distinguish between text that looks like Wikipedia and books from other text, as described in Section 2.2.
- **Personally Identifiable Information (PII)** A basic classifier, similar to Google Cloud NLP (2023a), detects the presence of four categories of personally identifiable information: **names, phone numbers, addresses, and emails.**
- **Readability** The Flesch–Kincaid readability test (Kincaid et al., 1975) is applied to each document, assigning documents a grade level based on the number of words per sentence and number of syllables per word.
- **Average Word Length** Measured in characters.
- **Document Length** Measured in characters.
- **Non-ASCII Characters** Measured as a percentage of all characters in the document.
- **All-caps Words** Measured as a percentage of all words in the document.
- **Type-Token Ratio** A measure of the lexical diversity, or the ratio of unique tokens to total tokens (Bender, 2013).
- **Sentiment** The score assigned by a classifier similar to Google Cloud NLP (2023b), evaluating the overall sentiment of the text along a spectrum from positive to negative.

Temporal information in pretraining data While we collected versions of C4 at four different years, each of these versions may also contain data from prior years. We estimate the temporal information in the pretraining data by counting instances of dates from 2000 to 2025 in each corpus. We do see that there are many mentions of the year of collection, with a quick dropoff of about 5 years earlier (see Figure 10). This is necessarily a limited experiment as an article written in 2016 may still mention something occurring in the future in 2019. However, since website creation dates are not part of the web-scrape, we use this as a proxy to estimate website creation dates.

D.2 Breakdown of the Quality Filter on Pile Domains

While the quality filters are typically applied to large, heterogeneous datasets such as C4, we also ran the quality classifier on the Pile to get a better understanding of what types of datapoints actually passed the quality filtering thresholds. The results are shown in Figure 11.



Figure 9: Feature differences across C4 and the Pile, and time snapshots of C4. Bar height indicates average feature value of each dataset, except for the PII categories which show the fraction of datapoints containing that PII type. The numbers are the fraction difference between the dataset and the baseline, which in this case is C4. The gray dashed line and gray number show the actual value for the baseline.

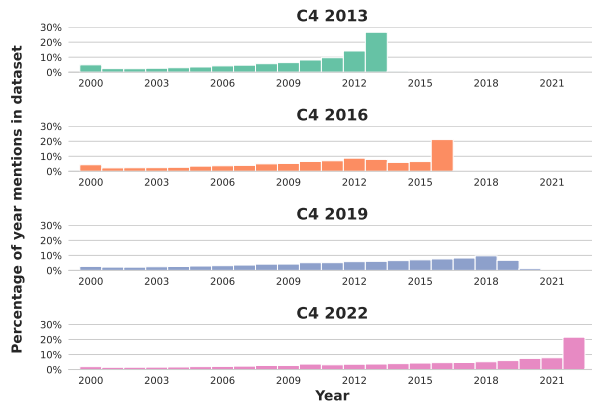


Figure 10: Date instances in each of the C4 temporal pretraining versions.



Figure 11: Breakdown of domains in the Pile after filtering for multiple quality cutoffs.

E Experimental Results

In this section, we lay out the raw results for our toxicity, quality, and temporal degradation evaluations, spanning several evaluation datasets.

E.1 Temporal Degradation Results

Luu et al. (2021) measure the temporal degradation due to finetuning and evaluation misalignment. Before attempting to evaluate misalignment effects specifically for *pretraining*, we mimic their finetuning experiments. Figure 12 shows our results, which corroborate the findings of (Luu et al., 2021).

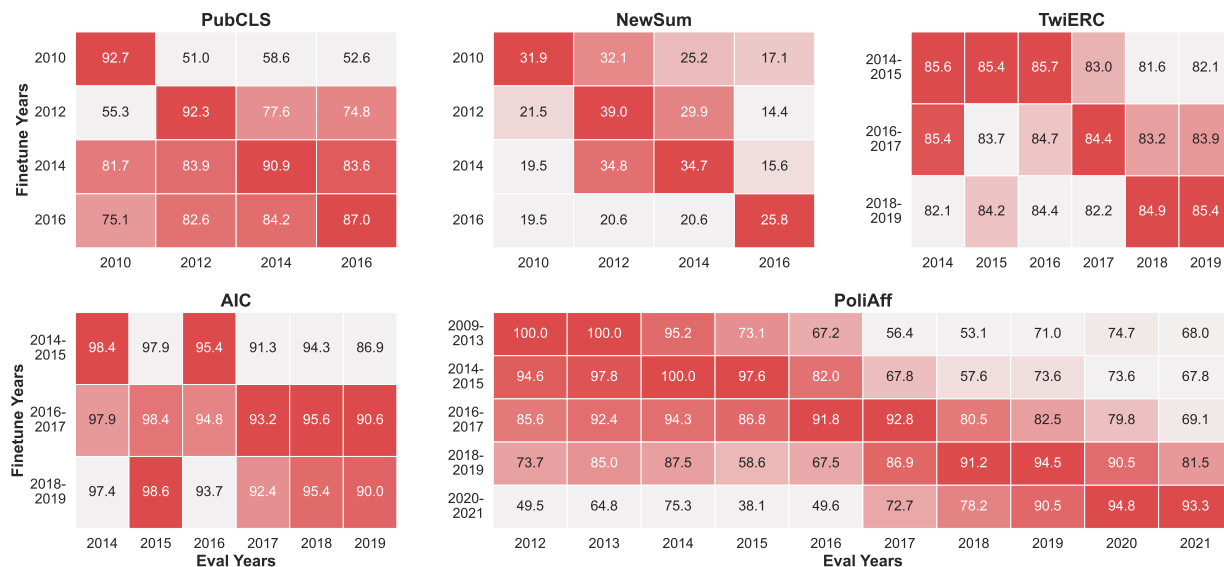


Figure 12: A replication of how temporal misalignment in finetuning affects task performance (Luu et al., 2021). In contrast to Figure 3, which shows the effects of pretraining misalignment, this figure focuses on the more well established effect of finetuning misalignment.

Next we share the original evaluation results from which we computed the temporal degradation values for both finetuning and pretraining. These contain a cross-section of the scores produced using a given pretraining year (y -axis), finetuning year(s) (y -axis), for an evaluation year (x -axis). These results, Tables 10 to 13, are provided for both LM-XL and LM-SMALL, for comparison.

Table 10: *Left*: Full results on the **PubCLS** temporal task splits from (Luu et al., 2021). This task evaluates news article source classification, measured with Accuracy. *Right*: Full results on the **NewSum** summarization task temporal splits from (Luu et al., 2021), evaluated in Rouge-L.

PRETRAIN TIME	FINETUNE TIME	EVAL TIME			
		2010	2012	2014	2016
LM-XL					
2013	2010	93.7	51.9	58.4	52.5
	2012	60.2	94.6	78.4	75.6
	2014	83.1	85.6	90.8	84.8
	2016	78.7	84.7	86.2	87.6
2016	2010	93.8	51.6	59.2	53.2
	2012	55.2	93.9	79.5	77.0
	2014	81.5	86.2	92.8	85.6
	2016	76.9	82.9	84.3	89.6
2019	2010	92.9	50.6	58.6	52.2
	2012	53.4	90.5	75.9	72.9
	2014	81.3	83.2	90.6	82.8
	2016	72.3	81.1	83.4	84.8
2022	2010	90.5	49.9	58.4	52.4
	2012	52.4	90.4	76.4	73.9
	2014	80.9	80.7	89.3	81.1
	2016	72.3	81.7	83.0	86.1
LM-SMALL					
2013	2010	92.9	51.9	60.2	54.1
	2012	55.4	93.3	75.7	75.9
	2014	78.2	81.9	89.9	82.5
	2016	70.5	80.0	80.7	87.4
2016	2010	93.0	51.8	58.8	53.2
	2012	56.7	92.9	77.7	75.5
	2014	77.3	80.2	89.6	81.4
	2016	69.9	80.1	82.1	87.7
2019	2010	92.9	51.3	59.2	53.0
	2012	58.9	93.3	76.4	75.6
	2014	78.4	82.1	90.2	82.7
	2016	69.8	81.4	80.8	87.7
2022	2010	93.3	51.6	59.1	53.2
	2012	56.2	93.2	75.6	75.1
	2014	76.4	81.0	90.1	81.7
	2016	67.8	80.4	80.1	86.8

PRETRAIN TIME	FINETUNE TIME	EVAL TIME			
		2010	2012	2014	2016
LM-XL					
2013	2010	33.3	32.8	24.6	16.8
	2012	21.4	39.5	30.0	14.1
	2014	19.9	35.0	35.1	14.9
	2016	19.9	21.2	21.1	25.7
2016	2010	31.9	33.3	27.1	17.8
	2012	21.4	39.0	30.1	15.3
	2014	20.2	35.0	34.5	17.2
	2016	19.6	20.8	20.0	26.1
2019	2010	31.8	31.6	24.8	16.7
	2012	21.4	39.1	29.3	13.6
	2014	18.6	33.8	34.0	15.7
	2016	19.5	20.1	21.4	26.2
2022	2010	30.7	30.8	24.4	17.2
	2012	21.6	38.2	30.1	14.3
	2014	19.5	35.5	35.0	14.7
	2016	19.1	20.4	19.9	25.2
LM-SMALL					
2013	2010	22.7	25.0	20.1	13.5
	2012	14.0	24.5	19.5	9.9
	2014	13.1	21.8	21.3	9.6
	2016	14.1	17.8	17.5	18.4
2016	2010	22.1	25.5	20.7	14.0
	2012	14.0	23.8	19.7	9.6
	2014	13.5	22.8	21.5	10.0
	2016	14.1	19.5	19.1	18.5
2019	2010	23.5	26.4	21.4	14.3
	2012	14.5	25.4	20.6	10.1
	2014	14.0	23.6	22.5	10.5
	2016	15.1	20.1	19.2	18.5
2022	2010	23.4	26.2	21.1	14.1
	2012	13.9	24.4	19.4	9.5
	2014	13.6	23.2	21.7	9.7
	2016	14.3	19.3	18.3	18.2

Table 11: Full results on the **TwiERC** temporal task splits from [Luu et al. \(2021\)](#). This task evaluates Twitter Named Entity Classification with Accuracy.

PRETRAIN TIME	FINETUNE TIME	EVAL TIME											
		2014	2015	2016	2017	2018	2019	2014	2015	2016	2017	2018	2019
		LM-XL					LM-SMALL						
2013	2014-2015	98.0	97.7	94.6	88.0	93.1	83.4	86.1	85.5	85.7	83.2	80.5	81.9
	2016-2017	98.2	96.6	94.4	91.6	94.0	88.2	86.1	84.0	84.7	83.9	84.0	83.7
	2018-2019	97.4	97.6	94.0	91.5	95.4	87.9	82.9	85.2	84.2	81.2	84.6	85.0
2016	2014-2015	98.4	98.3	95.1	87.5	92.5	82.7	86.2	85.7	86.2	82.7	81.5	81.7
	2016-2017	97.8	97.5	94.6	91.9	93.3	86.7	86.7	84.1	86.0	85.1	83.2	83.4
	2018-2019	96.7	98.0	94.1	91.3	95.7	87.6	82.7	84.6	85.5	81.5	85.5	85.0
2019	2014-2015	98.3	97.7	94.4	88.4	93.7	82.1	85.6	85.4	85.3	83.1	82.2	83.2
	2016-2017	97.7	97.5	93.5	89.6	94.3	88.6	85.7	83.8	83.8	85.4	83.5	84.8
	2018-2019	96.4	97.9	93.5	90.3	95.9	88.1	82.4	83.9	84.7	83.5	85.6	86.0
2022	2014-2015	98.4	98.1	95.1	88.1	94.1	84.6	84.4	84.8	85.6	83.0	82.0	81.7
	2016-2017	97.9	97.2	93.8	89.4	94.6	88.3	83.2	83.1	84.5	83.1	82.2	83.6
	2018-2019	96.5	97.6	93.9	90.7	96.3	87.9	80.5	83.1	83.2	82.6	84.0	85.7

Table 12: Full results on the **AIC** temporal task splits from [\(Luu et al., 2021\)](#). This task evaluates the classification of science articles from Semantic Scholar into those published at ICML or AAAI, measured with Accuracy.

PRETRAIN TIME	FINETUNE TIME	EVAL TIME											
		2014	2015	2016	2017	2018	2019	2014	2015	2016	2017	2018	2019
		LM-XL					LM-SMALL						
2013	2014-2015	98.7	97.5	95.6	89.0	94.0	86.0	74.5	75.3	80.4	74.0	71.9	69.5
	2016-2017	98.2	98.0	95.0	93.1	95.2	90.2	74.3	74.0	77.0	75.4	74.7	70.9
	2018-2019	97.7	98.5	94.4	91.8	94.0	89.9	68.1	70.2	76.2	71.2	75.4	75.0
2016	2014-2015	98.5	98.4	95.6	92.0	94.3	86.3	74.9	75.9	81.7	74.4	71.0	70.7
	2016-2017	98.0	98.1	95.4	94.0	95.1	89.7	74.1	72.9	78.9	74.0	74.1	70.0
	2018-2019	97.6	98.2	94.6	93.4	95.8	89.4	69.5	70.3	76.7	72.1	75.3	75.3
2019	2014-2015	98.2	98.5	95.0	93.6	94.8	88.0	74.9	75.9	79.4	76.8	70.3	69.7
	2016-2017	97.9	98.8	94.0	94.0	96.4	91.4	73.9	74.5	78.4	75.0	74.9	69.7
	2018-2019	97.3	98.9	92.7	92.5	96.7	92.0	67.8	69.8	77.5	73.9	75.4	76.2
2022	2014-2015	98.2	97.4	95.3	90.6	94.2	87.3	72.8	78.6	78.3	72.6	70.7	69.5
	2016-2017	97.5	98.9	94.7	91.7	95.8	90.9	71.9	73.4	77.6	74.4	72.6	69.0
	2018-2019	97.0	98.8	93.1	91.9	95.1	88.7	66.8	71.6	74.6	73.9	74.7	72.7

Table 13: Full results on the **PoliAff** temporal task splits from [Luu et al. \(2021\)](#). This task evaluates classification of political affiliation from tweets, measured in Accuracy.

PRETRAIN TIME	FINETUNE TIME	EVAL TIME									
		2012	2013	2014	2015	2016	2017	2018	2019	2020	2021
LM-XL											
2013	2009-2013	100.0	100.0	95.5	73.5	65.4	56.5	51.1	70.1	74.2	67.2
	2014-2015	95.1	97.9	100.0	97.4	81.9	65.2	56.7	72.6	73.0	66.4
	2016-2017	88.2	92.8	95.0	87.2	92.3	92.8	80.4	82.6	79.0	69.3
	2018-2019	76.8	86.0	88.4	58.9	66.2	87.0	91.3	94.5	90.2	79.9
	2020-2021	53.6	68.4	77.0	39.2	48.1	72.0	77.9	90.2	94.7	91.9
2016	2009-2013	100.0	100.0	94.9	72.9	67.8	55.8	53.7	70.3	73.7	67.5
	2014-2015	94.9	98.2	100.0	97.3	82.5	68.4	58.7	73.0	73.4	67.9
	2016-2017	85.0	92.6	94.6	87.8	91.8	93.1	80.7	83.0	79.9	69.2
	2018-2019	73.1	85.2	87.9	58.3	68.5	88.1	91.3	94.4	90.4	81.5
	2020-2021	49.0	64.3	75.5	38.0	50.8	73.4	78.6	90.5	94.6	93.7
2019	2009-2013	100.0	100.0	95.5	73.3	68.0	57.9	55.2	71.8	74.3	68.4
	2014-2015	93.8	97.4	100.0	97.7	82.5	69.7	59.1	74.6	73.9	67.9
	2016-2017	85.0	92.7	94.6	87.1	92.0	93.1	82.0	83.4	80.4	68.3
	2018-2019	73.8	84.8	87.6	58.4	68.9	86.7	91.9	94.8	90.3	81.4
	2020-2021	48.4	64.2	75.6	35.7	48.6	71.7	78.6	90.7	95.0	93.7
2022	2009-2013	100.0	100.0	94.9	72.6	67.5	55.6	52.3	72.0	76.7	69.0
	2014-2015	94.4	97.9	100.0	97.9	81.0	68.0	56.1	74.3	73.9	68.8
	2016-2017	84.1	91.5	93.2	85.2	90.9	92.2	78.7	80.9	79.7	69.6
	2018-2019	71.1	83.9	86.0	58.9	66.6	85.8	90.3	94.5	91.1	83.0
	2020-2021	47.2	62.4	73.0	39.6	50.8	73.6	77.5	90.6	94.9	93.8
LM-SMALL											
2013	2009-2013	89.1	87.5	80.2	48.5	42.3	38.9	42.4	57.0	62.9	56.4
	2014-2015	77.8	88.5	89.5	64.7	50.4	46.3	42.0	60.3	63.3	55.7
	2016-2017	40.9	43.4	58.2	36.1	40.0	54.7	47.4	61.2	61.2	54.4
	2018-2019	41.2	39.3	44.0	21.7	23.0	42.3	49.8	63.1	67.2	56.9
	2020-2021	40.8	37.9	42.6	20.5	22.5	37.2	45.4	64.6	71.9	65.6
2016	2009-2013	89.9	89.2	80.5	51.7	45.7	39.9	42.6	57.7	62.6	55.4
	2014-2015	78.2	87.8	87.4	63.9	49.6	45.6	41.8	59.7	61.9	54.3
	2016-2017	51.3	49.3	57.9	37.4	38.1	51.1	46.3	60.2	60.2	53.6
	2018-2019	49.8	43.1	46.5	24.4	26.8	42.6	48.3	62.9	66.3	56.2
	2020-2021	51.7	43.0	42.5	22.7	24.8	36.3	40.8	61.5	70.1	63.3
2019	2009-2013	89.2	87.0	77.9	48.5	39.8	38.7	41.7	57.8	64.6	55.6
	2014-2015	73.3	87.7	87.9	63.8	48.7	42.8	39.5	57.4	61.8	53.8
	2016-2017	34.8	45.7	55.6	36.6	36.2	50.1	44.5	59.8	60.4	53.1
	2018-2019	32.6	36.4	43.6	21.6	21.7	41.2	48.7	62.8	66.6	55.7
	2020-2021	34.8	37.6	43.7	21.3	21.3	36.0	42.4	62.7	70.9	62.0
2022	2009-2013	90.3	88.8	79.0	47.9	41.0	37.6	40.9	57.9	64.7	56.6
	2014-2015	76.9	89.7	90.3	67.2	54.6	45.2	41.0	60.5	63.4	56.5
	2016-2017	41.5	48.8	56.9	37.0	38.6	53.7	47.7	62.0	60.7	53.2
	2018-2019	33.0	34.3	39.2	19.9	20.5	43.2	50.9	65.5	68.8	56.4
	2020-2021	39.5	37.0	38.5	19.4	19.6	33.6	41.8	65.2	72.8	66.1

E.2 Toxicity & Quality Filtering Results

We also provide full results for our experiments with toxicity and quality filters, presented in Section 5. The evaluation results of the models with *toxicity* filters applied to their data are visualized in Figure 5 (left) and Figure 13, with full details in Table 14. The evaluation results of the models with *quality* filters applied to their data are visualized in Figure 5 (right) and detailed in Table 15.

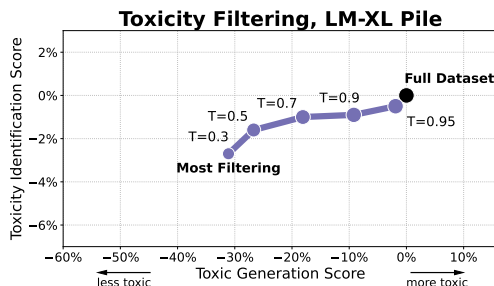


Figure 13: Toxicity filtering the Pile decreases the ability of LM-XL to identify toxicity and to generate toxic text, just as with toxicity filtering C4.

Table 14: Toxicity filtering the pre-training dataset decreases the ability of LM-XL to identify toxicity and to generate toxic text. These results are visualized in Figures 5 and 13.

FILTER	% DATA	TOXICITY IDENTIFICATION (\uparrow)				TOXICITY GENERATION (\downarrow)				
		SBF	Toxigen	DH R3	DH R4	Score	RTP-T	RPT-NT	RepBias	Score
THE PILE										
FULL DATASET	100.0	90.7	90.8	88.7	84.1	0.0	88.9	44.4	4.6 \pm 0.7	0.0
T=0.95	99.1	90.6	90.9	87.8	83.5	-0.5	85.6	43.9	4.6 \pm 0.8	-1.9
T=0.9	97.4	90.2	90.8	86.4	83.7	-0.9	80.4	41.9	4.0 \pm 0.6	-9.2
T=0.7	90.8	89.9	90.9	87.4	82.7	-1.0	83.3	39.9	2.9 \pm 0.5	-18.1
T=0.5	80.7	89.4	90.4	86.0	82.8	-1.6	83.3	35	2.2 \pm 0.4	-26.7
T=0.3	60.1	88.4	89.9	85.3	81.3	-2.7	78.5	31.4	2.2 \pm 0.5	-31.1
NGRAMS	70.7	89.7	90.4	86.3	82.4	-1.6	76.1	33.6	2.5 \pm 0.6	-28.0
C4										
INVERSE T=0.06	92.2	93.2	91.4	90.0	85.7	1.4	87.8	49.6	4.8 \pm 0.8	15.6
FULL DATASET	100.0	91.2	91.1	89.0	84.2	0.0	84.6	41.8	3.9 \pm 0.7	0.0
T=0.95	97.7	90.7	91.3	87.7	83.4	-0.7	84.3	41.9	3.9 \pm 0.7	0.0
T=0.9	94.9	90.4	90.6	87.5	83.9	-0.9	81.1	40.3	3.1 \pm 0.6	-9.0
T=0.7	85.8	90.5	90.5	86.1	82.8	-1.6	71.3	34.8	2.4 \pm 0.5	-23.8
T=0.5	75.8	89.8	90.5	86.9	81.9	-1.8	65.2	30.0	1.8 \pm 0.4	-35.0
T=0.3	60.8	89.4	90.2	82.1	75.6	-5.2	55.0	19.8	1.2 \pm 0.3	-52.1
NGRAMS	78.6	89.8	90.7	87.0	81.8	-1.8	74.7	31.8	2.3 \pm 0.5	-25.6

Table 15: **Quality filtering the pre-training dataset decreases the ability of LM-XL to identify toxicity but surprisingly increases toxicity generation.** These results are visualized in Figure 5.

FILTER	% DATA	TOXICITY IDENTIFICATION (\uparrow)					TOXICITY GENERATION (\downarrow)			
		SBF	Toxigen	DH R3	DH R4	Score	RTP-T	RPT-NT	RepBias	Score
C4										
INVERSE T=0.5	73.3	91.8	90.1	86.8	82.9	-0.9	86.3	44.3	4.1 \pm 0.6	+9.7
FULL DATASET	100.0	93.1	91.0	87.4	83.5	0.0	84.1	41.8	3.4 \pm 0.6	0.0
T=0.975	90.6	93.1	91.3	87.8	82.7	-0.1	85.4	46.0	3.8 \pm 0.7	+7.3
T=0.95	83.9	93.2	91.3	89.4	85.0	+1.1	86.3	44.0	4.2 \pm 0.6	+10.4
T=0.9	73.3	93.3	91.2	88.6	85.9	+1.2	85.2	44.8	4.3 \pm 0.7	+11.1
T=0.7	45.6	93.3	91.4	89.9	86.6	+1.8	86.5	44.7	4.0 \pm 0.8	+9.6