
Album Storytelling with Iterative Story-aware Captioning and Large Language Models

Munan Ning Peking University munanning@pku.edu.cn	Yujia Xie Microsoft yujiaxie@microsoft.com	Dongdong Chen Microsoft yujiaxie@microsoft.com
Zeyin Song Peking University zeyinsong@stu.pku.edu.cn	Lu Yuan Microsoft luyuan@microsoft.com	Yonghong Tian Peking University yonghongtian@pku.edu.cn
Qixiang Ye University of Chinese Academy of Sciences qixiangye@ucas.ac.cn		Li Yuan* Peking University liyuan@pku.edu.cn

Abstract

This work studies how to transform an album to vivid and coherent stories, a task we refer to as “album storytelling”. While this task can help preserve memories and facilitate experience sharing, it remains an underexplored area in current literature. With recent advances in Large Language Models (LLMs), it is now possible to generate lengthy, coherent text, opening up the opportunity to develop an AI assistant for album storytelling. The key problem of this task is to extend LLMs to understand visual inputs. One natural approach is to use caption models to describe each photo in the album, projecting visual inputs into discrete text words, and then use LLMs to summarize and rewrite the generated captions into an engaging story. However, we find this often results in stories containing hallucinated information that contradicts the images, as each generated caption (“story-agnostic”) is not always about the description related to the whole story or miss some necessary information. To address these limitations, we propose a new iterative album storytelling pipeline, VIVID – Visual Iterative Verbalization with factuality-Improved Descriptions, which can effectively identifying appropriate visual details and mitigating hallucination issues. Specifically, we start with the aforementioned initial story and build a story-aware caption model to refine the captions using the whole story as guidance. The enriched captions are then fed into the LLMs to generate a new refined story. This process is repeated iteratively until the story contains minimal factual errors while maintaining coherence. To evaluate our proposed pipeline, we introduce a new dataset of image collections from vlogs and a set of systematic evaluation metrics. Our results demonstrate that our method effectively generates more accurate and engaging stories for albums, with enhanced coherence and vividness.

1 Introduction

The widespread use of social media platforms has revolutionized the manner in which people capture and share their everyday moments. While uploading and sharing media has become effortless, the

*Corresponding author

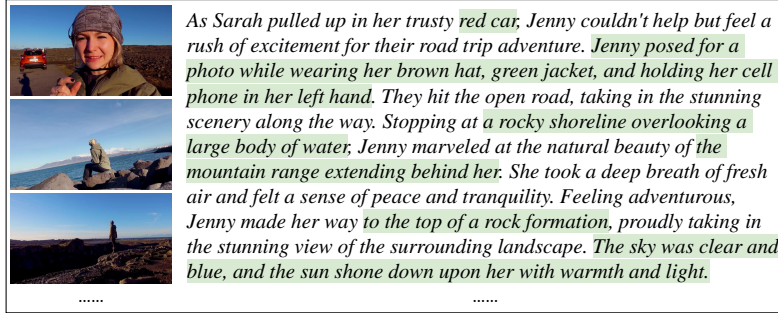


Figure 1: An example of album storytelling. The story contains detailed visual information (marked in green).

task of crafting a compelling and coherent story from a collection of images or videos remains a challenge. This real-world scenario underscores the necessity for an AI-based automated album storytelling system. Such a system takes into account various factors including visual content, story context, and sentiment, to construct an engaging and coherent narrative that effectively conveys the user’s experiences and emotions. This not only simplifies the process of sharing experiences with friends and followers, but also holds the potential to enrich memory recall and forge deeper emotional connections with the album, enabling profound reflections in the future.

The task of automated album storytelling consists of several challenging research questions, including image understanding, consistent storytelling, and efficient evaluation. Image understanding necessitates the accurate recognition and comprehension of visual relationships and contextual elements within photos and videos. Consistent storytelling, on the other hand, requires the generation of coherent stories for each image that adhere to the common theme of album. Additionally, an efficient automatic evaluation system is needed to evaluate and improve the generation quality.

With the flourish of Vision-language pre-training (VLP) [33, 23, 13, 24, 5, 55, 42, 9] and LLMs [34, 7, 37], we initially try an intuitive and simple solution to tackle the task of album storytelling. As shown in Figure 2 (A), given the images within one album, a caption model is first utilized to generate captions for each image within an album, then an LLM (e.g., ChatGPT [31]) is used to expand all the generated captions into an engaging story. However, we observe that this approach often struggles to produce coherent and credible narratives. Through extensive analysis, we identified that the root cause of this challenge lies in the inherent “diversity” characteristic of the captioning model, where multiple sensible candidate captions can exist for a single image. Without explicit knowledge of the intended final story (i.e., “story-agnostic”), the caption model lacks direction on which aspects to focus on when describing each image. Consequently, although the independently generated captions may appear satisfactory for individual images, they often fail to contribute to a cohesive and consistent overall story. This issue further leads to the subsequent LLM generating a considerable amount of hallucination when attempting to stitch together such unrelated/inconsistent captions.

Motivated by the above analysis, we present two simple yet effective designs as shown in Figure 2 (B). Firstly, we introduce a new *story-aware caption model*, which incorporates both the input image and a preliminary story to generate captions that align with the story. In contrast to the conventional story-agnostic design, this design significantly reduces the generation ambiguity, prioritizes exacting visual information that relates to the final story and consequently enhances overall consistency. Since existing image captioning datasets lack story annotation, we propose a synthesized dataset based on the *Stanford image-paragraph* [21] dataset, enabling us to train the model to generate accurate and detailed image descriptions based on the image and its corresponding story. Secondly, we propose *iterative co-evolution*, where the story-aware captioning and LLM-based story generation processes are iteratively refined. With each iteration, the improved story can guide the captioning model to generate better captions. In turn, these enhanced captions can contribute to more coherent and accurate story generation with fewer factual errors. We name our overall framework VIVID – Visual Iterative Verbalization with factualness-Improved Descriptions.

To evaluate the effectiveness of our proposed approach, we further introduce a new benchmark dataset comprising images extracted from popular vlogs. Since human storytelling about images

can be diverse, it is not appropriate to rely solely on metrics such as BLEU [32], ROUGE [27], METEOR [3], CIDEr [40] to evaluate the quality of generated stories. Instead, we propose a new evaluation metric based on the earth mover’s distance (EMD) [35], which measures the overall dissimilarity between the distribution of images and the distribution of stories. A lower EMD distance signifies a stronger alignment between the stories and images with the album. Additionally, we develop LLM based evaluation metrics to provide a fair and comprehensive assessment of the generated story quality. Experimental results demonstrate that our proposed approach achieves a lower EMD distance compared to baseline methods, indicating that our generated stories are more aligned with the images. And the LLM based metrics demonstrate our stories coverage more detail and maintain high coherence.

To summarize, our contributions are three-fold:

- We propose the album storytelling task along with an intuitive solution. To the best of our knowledge, this is the first attempt at introduce LLMs into albums from social medias and generate lengthy and coherent stories.
- We introduces a new album storytelling pipeline with two simple and effective designs, i.e., “story-aware captioning” and “interactive co-evolution of captioning and story generation”.
- We propose a new benchmark dataset and design a set of systematic evaluation metrics to comprehensively measure the results. The results demonstrate the effectiveness of our proposed approach in generating more engaging and credible stories, while retaining the coherence and vividness.

2 Related Works

Image or video storytelling. Early works on image and video storytelling include [16, 25]. These works extend the captioning for single image to sequential vision-to-language [16], or generating stories for image collections [44]. However, due to the technological limitations at the time, these methods could only generate short and simple stories, unlike the detailed and vivid stories generated by large language models.

Image caption and vision-language pre-training. Image caption aims to understanding and describing the content of an image in words [41], which has been extensively studied in recent years and are typically implemented with an encoder-decoder framework [8, 41, 19]. With the advance of Vision-language pre-training (VLP) [33, 52, 23, 46, 24, 54, 43], there are several VLP based caption models [13, 23, 26], which can generate more precise captions thanks to their ability to leverage large amounts of data and multi-task training.

LLMs prompting methods. Large language models (LLMs), such as GPT [34] series, BERT [7] series and LLaMa series [37], have been proven to be capable of generating detailed, vivid, and imagery text. However, research [1, 17, 29] shows that the LLMs are prone to failure when handling some complex tasks [20, 47]. Some recent studies [11, 36, 38, 53] attempt to enhance LLMs’ capabilities in addressing complex problems such as reasoning and planning by proposing carefully designed prompts, and they start to explore the application of these methods in the multimodal domain [51].

Vision + LLMs. How to apply the capabilities of LLMs to the vision domain has recently received significant attention, which is typically implemented by adding a vision module to project visual inputs into representations [20, 47, 49, 57]. These representations can be either discrete text words [14, 50, 45, 56] or continuous feature space [2, 10, 15, 39]. Recent vision + LLMs studies attempt to explore the multimodal chain-of-thought (CoT) ability [20, 47], and to solve the task of image understanding [51], generation and editing [48].

3 Framework

Given an album \mathcal{I} consisting of N photos $\mathcal{I} = \{I_i\}_{i=1}^N$, VIVID generates a story with the following steps:

- Describe each photo in album \mathcal{I} with a caption $C_i^{(0)}$, then feed captions $\{C_i^{(0)}\}_{i=1}^N$ into LLMs to generate an initial story $S^{(0)}$.

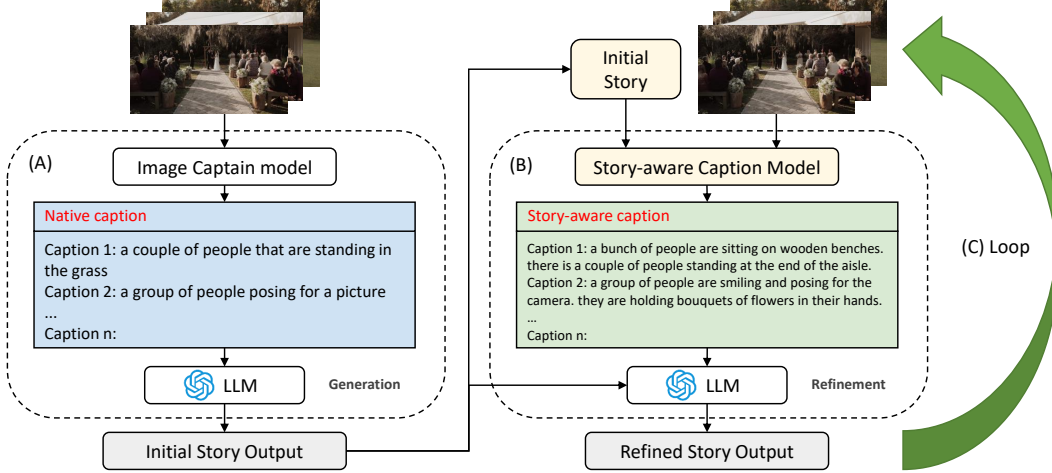


Figure 2: An overview of our proposed framework VIVID.

- (B). Given the segmented initial story $\{S_i^{(0)}\}_{i=1}^N$ corresponding to each photo, input $S_i^{(0)}$ into the proposed story-aware caption model to generate refined description $C_i^{(1)}$, then use $\{C_i^{(1)}\}_{i=1}^N$ to obtain refined story $S^{(1)}$ with LLMs.
- (C). Repeat step (B) for U steps to obtain the ultimate story $S^{(U)}$.

The overall framework is illustrated in Figure 2. Part (A), (B), and (C) correspond to the above steps. Details are elaborated in the following sections.

3.1 Initial Story Generation

The recent advances of LLMs makes it possible to generate long, coherent stories grounded on any textual input. Therefore, we initialize a story by first transforming visual information into text using an advanced caption model, and then feed the image captions into the LLMs.

Specifically, we first input the images I_i into a vision-language pre-training caption model $c(\cdot)$ to obtain individual captions,

$$C_i^{(0)} = c(I_i).$$

Then reformat the captions with a textual prompt $p_0(\cdot)$, and feed it into the LLM $\ell(\cdot)$ to obtain the initial story,

$$S^{(0)} = \ell(p_0(C_1^{(0)}, C_2^{(0)}, \dots, C_N^{(0)})).$$

The outline of prompt $p_0(\cdot)$ is defined as following:

Given a set of photo captions from a vlog. Please create a vivid story that incorporates the key elements from each photo. Remember to use your imagination and creativity to turn the photo descriptions into a fun and engaging story.

Tips: The results should be of strict corresponding pairs between the captions and their respective stories, as the dictionary format of {"Caption 1": "Story 1", "Caption 2": "Story 2", ... }

Our early exploration shows there are two key points to enhance the stability of the prompts. Firstly, introducing the background activates the relevant knowledge of LLMs. By informing LLMs that the images are from an album/vlog, they imagine the details from the photos and generate stories aligned with album storytelling. Secondly, adding strong constraints is crucial.

While LLMs can easily generate vivid stories due to extensive training text, accurately reflecting each image's content and maintaining a consistent theme can be challenging. In practice, LLMs often encounter two failure scenarios. They may not contain enough visual information, resulting in

a significant loss of caption content, or they may generate fabricated information, telling unrelated stories from other albums. This is attributed to the limited reasoning ability of LLMs.

Previous studies usually utilize the CoT method [10, 20, 47, 57] to tackle similar challenges. This technique involves providing LLMs with both the input and the previous output, enabling them to generate results incrementally. However, this approach involves additional operational steps and significant token costs. In contrast, our proposed solution introduces strict constraints by forcing generating structured caption-story pairs. This ensures that each generated story aligns with its corresponding original caption, allowing LLMs to faithfully capture the essence of each caption and describe the narrative scenario associated with the shared theme of the album.

The story is then segmented into text chunks $\{S_i^{(0)}\}_{i=1}^N$ that corresponding to each input images. Based on the constraints, we propose the following prompt $p_1(\cdot)$ to segment the previous LLMs' output and build structured chunks.

Please refer to the corresponding relationship, adding the the generated stories into the origin json structure in the "initial story" key. For example, the answer should be like: [{"img path": "birthday/BpsSOqpog98/BpsSOqpog98-0190.jpg", "caption": "a woman with glasses standing in front of a building", "initial story": "the paragraph you generated"}, ...]

3.2 Refining the Story with Story-Aware Caption Model

In this step, we build a story-aware caption model $f(\cdot)$ to generate refined captions,

$$C_i^{(t+1)} = f(S_i^{(t)}).$$

To train such a model, we first construct a story-aware caption dataset, and then use it to finetune a pre-trained caption model.

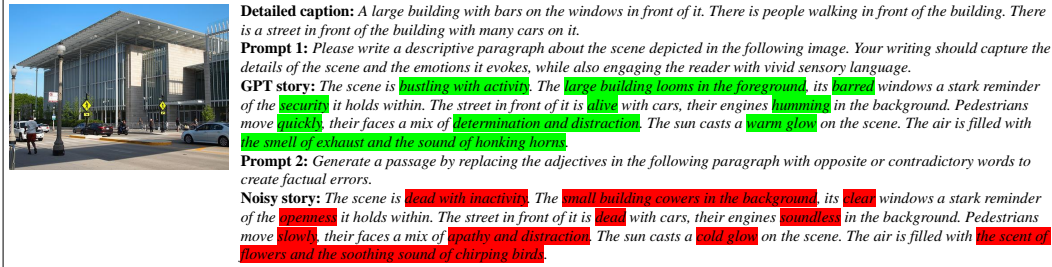


Figure 3: This figure provides an example of the story-aware dataset.

Story-aware caption dataset. The initial stories generated in Section 3.1 suffer from the issue of generating hallucinated information, as the captions produced in a "story-agnostic" manner lack essential details due to the absence of explicit knowledge about the intended story. To address this challenge, we propose a solution that establishes a strong connection between the story and the image by identifying the crucial elements of the story that correspond to the actual attributes of the image. However, there is a lack of an appropriate dataset for training such a refinement function based on the image. Therefore, we develop a novel story-aware caption dataset based on the *Stanford image-paragraph* [21] dataset.

The *Stanford image-paragraph* dataset differs from traditional caption datasets in that its description paragraphs are longer and describe more detailed information about the image. However, it does not have a corresponding noisy story for our task. Therefore, we used LLMs to generate a noisy story, as shown in Figure 3. We first craft a prompt that transforms the detailed caption into a vibrant paragraph, brimming with emotion and imagination, while still capturing the essence of the scene. Then, we utilize the LLM to replace the adjectives in the story with their antonyms, generating a passage that contains factual errors while maintaining the key elements unchanged.

In the end, our dataset consists of paired images, noisy stories, and correct detailed descriptions. Training on this dataset can enable the model to map the text input to the corresponding image details, and then obtain the correct descriptions of these objects based on these image details.

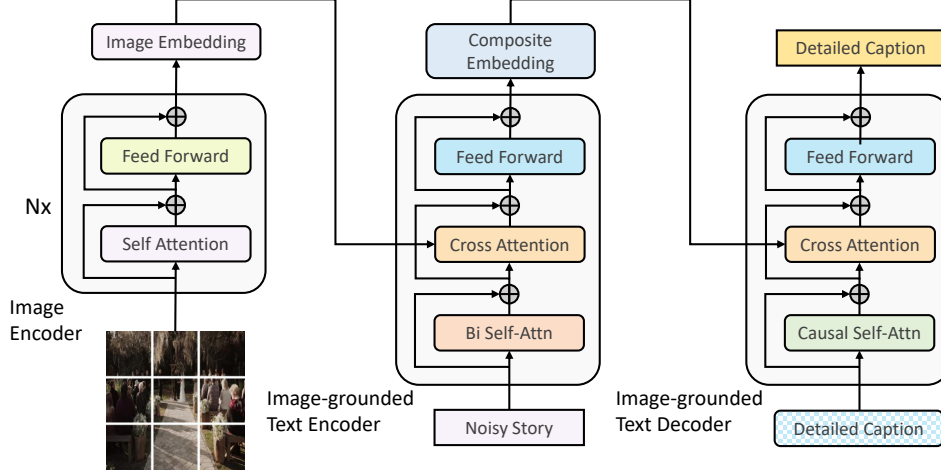


Figure 4: This figure illustrates the components of our story-aware caption model, which comprises an image encoder, a text encoder, and a text decoder. Given an input image, the encoder converts it to image embedding. Then the text encoder grounds the initiate story to the image using cross-attention and generates a composite embedding. Finally, the text decoder generates a detailed caption from the composite image-text representation.

Story-aware caption model. We build a story-aware caption model based on BLIP [23], which is composed of a image encoder $g_i(\cdot)$, a text encoder $g_t(\cdot)$ and a refine decoder $d_r(\cdot)$, as shown in Figure 4.

During training, the image encoder $g_i(\cdot)$ first transforms a image into a sequence of embedding vectors. Then, the text encoder $g_t(\cdot)$ takes the noisy story as input and generates a sequence of composite embedding vectors, where the cross-attentions are computed between the story embeddings and the image embeddings. Finally, the text decoder $d_r(\cdot)$ reconstructs the detailed caption with the composite embedding vectors inputting into the cross attentions. The model is optimized in an end-to-end way with Language Modeling loss (LM),

$$\mathcal{L}(\mathcal{U}) = \sum_{i=1}^N \log \mathbb{P}(u_i | u_1, u_2, \dots, u_{i-1}, \Theta),$$

where $\mathcal{U} = \{u_1, u_2, \dots, u_N\}$ denotes the tokens in the caption, and $\mathbb{P}(u_i | u_1, u_2, \dots, u_{i-1}, \Theta)$ is conditional probability of i -th token given the previous tokens and model parameters Θ .

After training, the model is capable of identifying key elements in the initial story $S_i^{(t)}$ and connecting them to corresponding regions in the image I_i . This information is then used to generate a more accurate and detailed description $C_i^{(t+1)}$. Using these refined captions, we propose the following prompt $p_r(\cdot)$ to generate more aligned stories $S_i^{(t+1)}$. In practice, we find revising the stories, rather than generating them from scratch, better preserves coherence and vividness. Below is the key part of $p_r(\cdot)$. The complete prompt can be found in Appendix A.

Given a list of json dictionaries, please use the detailed information from “Refined Caption” to modify the “Initial Story” and create a new “Refined Story” that better align to the real-world scenario in the photos.

3.3 Iterative Refinement of Story and Image Description

With the story-aware caption model $f(\cdot)$, we can iteratively refine the story until satisfied. To determine the stopping point, we introduce the concept of edit distance [22]. The iteration process ends when the ratio of the edit distance to the length of the text falls below 0.2.

However, during the iterative refinement, the stories may become overly focused on individual images, potentially losing their global perception. To address this, we propose the following prompt $p_u(\cdot)$ to generate a coherent and comprehensive ultimate story.

Given a series of stories describing individual pictures from the same album, create a cohesive narrative that seamlessly connects each story together. Use appropriate transitions and scene changes to make the plot flow smoothly, while ensuring that the plot twists are logical and make sense within the context of the story.

4 Evaluation

4.1 Evaluation Dataset

We choose to extract keyframes from popular YouTube vlogs as our primary source of images for several reasons. Firstly, video content generally exhibits higher image quality compared to individual photos found in albums. Secondly, utilizing vlogs allows us to ensure thematic consistency within a set of images, which is crucial for effective storytelling. Furthermore, YouTube offers an extensive collection of videos, and by selecting popular vlogs as our data source, we can access a wide variety of visually appealing images that are likely to resonate with a broad audience. Our dataset comprises 30 popular YouTube videos categorized into five distinct categories: “birthday”, “camping”, “christmas”, “travel”, and “wedding”. Each video is further divided into image collections, with each collection containing 10 key frames. The design of the dataset emphasizes the inclusion of images that possess sufficient information to support storytelling while encompassing diverse themes and styles.

Specifically, these key-frames are obtained through two steps. In the first step, meaningful key-frames are extracted and stored using FFmpeg², which have high quality and often represent multiple frames within a period of time. In the second step, hand-crafted selection is performed to find a set of images that can represent the vlog. The selection criteria include a). image quality: clarity of the image; b). information content: the number of objects and elements in each image; and c). storytelling: whether these images can be strung together into a complete story, and whether they contain complete contextual relationships. The selected images range from outdoor to indoor, single to multiple scenes, and contains some dark or blur scenes to challenge the stabilisation of proposed systems.

4.2 Automatic Evaluation Metrics

The former VIST [16] and VideoST [25] datasets evaluate the storytelling results by comparing generated stories with given hand-craft ground truth. However, stories are usually too flexible to be grounded to single ground truth story, and the metric cannot measure the vividness and coherence of the stories as well.

Our systematic evaluation framework majorly evaluate two aspects of the story:

1. The alignment between the stories and images;
2. The quality of the stories.

EMD. We propose to adopt the earth mover’s distance (EMD) [35] to measures the distance between the distribution of the album images and the generated stories. Specifically, EMD between two distribution P and Q is

$$\text{EMD}(P, Q) = \min_{\gamma \in \Gamma(P, Q)} \sum_{(x, y) \sim \gamma} d(x, y),$$

where $\Gamma(P, Q)$ is the set of all possible joint distributions of P and Q , and $d(x, y)$ is the cost of moving unit mass from x to y . To compute the EMD between the images and the story, we first encode the images $\{I_i\}$ and the sentences in the story $S^{(U)} = \{T_j\}$ with the image encoder $e_i(\cdot)$ and text encoder $e_t(\cdot)$ in CLIP [33] to transform the images and sentences to the same latent space, then compute the inner product as the cost function,

$$d(I_i, T_j) = \frac{e_i(I_i) \cdot e_t(T_j)}{\|e_i(I_i)\| \cdot \|e_t(T_j)\|}.$$

²<https://www.ffmpeg.org/>

Table 1: Comparison from multi-view.

Method	#Sentence	EMD(\downarrow)	LLM based evaluation		
			Detail	Coverage	Coherence
Captions	10.00	12.35	10.00	0.85	0.37
Initial Story	28.70	17.97	40.57	0.57	0.80
Refined Story	34.47	16.93	56.97	0.60	0.63
Ultimate Story	34.97	16.23	60.07	0.62	0.77

We adopt P and Q as the uniform distributions on $\{I_i\}$ and $\{T_j\}$. A lower EMD distance indicates that the generated stories are more aligned with the album images.

LLM based evaluation metrics. In previous research, human evaluation was often used to measure the quality of text. However, studies [12, 6, 18] show that these results are not sufficiently accurate and reliable due to subjective preferences of human evaluators. On the contrary, LLMs possess extensive knowledge bases and provide more stable results, demonstrating great potential for evaluating NLP systems and algorithms [4]. Therefore, in this article, we propose an additional evaluation metric based on LLMs, which includes the following aspects:

- Detail, which counts how many details are described in the stories. We wish the story to contain enough visual information to be aligned with the images.
- Coverage, which measures the average of how much the stories coverage the information from both short captions $\{C_i^{(0)}\}$ and detailed descriptions $\{C_i^{(U)}\}$.
- Coherence, which evaluates the smoothness of the stories. A good story should be logically connected, consistent, and easy to understand.

The above metrics are implemented with GPT-4 [30], the most powerful LLM so far. The complete prompts can be found in Appendix A.

5 Result

5.1 Experimental Settings

In the experiment, we utilized the GPT-3.5 [31] as our LLM. For the training of story-aware caption model, we adjusted the input dimensions to 480×480 and used a batch size of 12. The model was trained for 15 epochs using a learning rate of 2×10^{-5} , which gradually decayed to 0 following a cosine learning rate schedule. The optimizer used was AdamW [28] with a weight decay of 0.05. The training process was conducted on 8 Nvidia v100 32GB GPUs.

5.2 Results of EMD distance

We compare the performance of our proposed approach with the baseline and our proposed approach that do not use key element grounding or iterative refinement as Table 1. The results shows that our proposed approach achieves a lower EMD distance compared to the baseline methods, indicating that our generated stories are more aligned with the album images. Moreover, our iterative approach further reduces the EMD distance, demonstrating the effectiveness of our mutually-guided approach in refining and enhancing the generated stories and image descriptions.

5.3 Results of LLMs based Evaluation

To evaluate the performance of the stories themselves, we first focused on their information content. We counted the length of sentences and the number of details included in them and found that both of these metrics increased. This indicates that with continued refinement, our framework is able to recognize more and more details from the images, resulting in more vivid and engaging stories.

The coverage metric also increases with each step, indicating that our method is consistent with both simple global captions and detailed captions, and can align well with the real image information.

The coherence metric showed a decrease in the second step but returned to a comparable level in the third step, still higher than that of the captions. This suggests that the captions suffer from serious inconsistency issues, whereas our LLM framework generates more coherent stories using imagination, albeit with increased misalignment, as evident from the deterioration of EMD and coverage. While the second step improved the fidelity, it focused on each image and reduced coherence. Therefore, in the third refinement step, we not only improved the alignment but also enhanced the connection between independent stories, resulting in high-fidelity and highly readable stories.

Image					
Caption	a woman standing in front of a car on a road	a person sitting on a rock by the water	a person standing on top of a rocky hill	a woman with blonde hair standing in front of a building	a woman sitting at a table with a plate of food
Initiate Story	Jenny had always loved road trips. So, when her best friend Sarah invited her to join her on a trip across the country, she didn't hesitate to say yes. The duo hit the road in Sarah's trusty old car, taking in the beautiful scenery along the way. As they drove down the winding roads, Jenny couldn't help but feel a sense of freedom and excitement bubbling inside her.	Later that day, they decided to take a scenic hike along a rocky coastline. As they walked, they came across a quiet little cove. They came across a quiet little cove. They came across a quiet little cove. There, they saw a woman sitting on a rock, gazing out at the vast expanse of the Pacific Ocean. They joined her, sitting in silence for a while, taking in the beauty of the world around them.	The next day, they decided to go on a challenging mountain hike. It was a steep climb, but the girls were determined to reach the summit. Finally, they conquered the rocky hill and stood at the top, gazing out at the breathtaking view. They felt a sense of accomplishment and pride wash over them.	Their last stop was New York City, where they explored the busy streets and iconic landmarks. One day, they found themselves standing in front of a building. One day, they found themselves standing in front of a building. They couldn't resist taking a selfie to capture the moment forever.	Finally, as the trip came to an end, they treated themselves to a fancy dinner at a cozy little restaurant. They sat at a table, savoring the delicious food and reminiscing about their epic adventure. They couldn't believe how much they had seen and experienced in just a few short weeks.
Refined Caption	a woman is posing for a photo. She is wearing a green jacket and a brown jacket. She is smiling at the camera, there is a red car in the background.	a person is sitting on a rock overlooking a body of water. She is wearing a gray hoodie and black pants, there are a couple of rocks along the shore, there is a view of a mountain in the distance.	a person is standing on top of a rock formation. She is wearing a green jacket and black pants, the sky is clear and blue, the person is looking up at the sky, there are some rocks on the top of the mountain.	A woman is standing outside in front of a building, she is looking at the camera and smiling, she is wearing a green and gray hoodie on her ears, there is a building in the background.	a woman is eating a meal in a restaurant. She is about to cut some food. She is wearing a light blue short sleeve shirt, she has a bunch of food on her plate.
Refined Story	Jenny poses for a photo in front of Sarah's trusty red car, while wearing her brown hat, green jacket and cell phone in her left hand. They stop on a sunny road surrounded by rocks. In the background, a colorful mural decorates the wall of a nearby building. Jenny feels excited to continue their road trip adventure with Sarah.	A woman wearing a gray hoodie and black pants sits quietly on a rocky shoreline, overlooking a large body of water. A mountain range extends behind her, with scattered rocks along the shore. Jenny and Sarah take in the view and appreciate the beauty of the natural world.	A person stands triumphantly on top of a rock formation, wearing a green jacket and black pants. The sky is clear and blue, and other rocks surround them at the summit. They look out at the stunning view with pride and accomplishment.	A woman stands outside of a building, wearing a green and gray hoodie on her ears, looking at the camera and smiling. She is standing in front of a bus stop, and a building is visible in the background. The atmosphere is busy and bright.	A woman is sitting inside a restaurant, wearing a light blue short sleeve shirt and eating a delicious meal. The food looks good and plentiful, with a bunch of food on her plate. She looks happy and content while savoring the taste. Jenny and Sarah sit across from her, reminiscing about their epic adventure.
Ultimate Story	As Sarah pulled up in her rusty red car , Jenny couldn't help but feel a rush of excitement for their road trip adventure. Standing in front of the colorful mural decorating the wall of a nearby building, Jenny posed for a photo while wearing her brown hat, green jacket, and holding her cell phone in her left hand. They hit the open road, taking in the stunning scenery along the way.	Stopping at a rocky shoreline overlooking a large body of water, Jenny marveled at the natural beauty of the mountain range extending behind her. She took a deep breath of fresh air and felt a sense of peace and tranquility.	Feeling adventurous, Jenny made her way to the top of a rock formation, proudly taking in the stunning view of the surrounding landscape. The sky was clear and blue, and the sun shined down upon her with warmth and light.	As she walked around town, Jenny discovered a charming building with a bus stop out front. She stood outside, looking at the camera and smiling, she had picked up at a nearby shop. The hustle and bustle of the city buzzed around her, and she couldn't help but feel a sense of excitement for the new experiences waiting to be discovered.	After a long day of exploration, Jenny sat down at a cozy restaurant, taking in the ambiance and delicious smells wafting from the kitchen. She ordered a hearty meal and savored every bite, feeling grateful for the incredible journey she had embarked upon. As she and Sarah reminisced about their epic adventure, Jenny couldn't help but feel a sense of fulfillment and joy.

Figure 5: This figure provides a visual representation of our VIVID. The red sections highlight instances of unclear references or factual errors, while the green sections indicate the details that we have rectified or included. Our refined captions and stories significantly mitigate the inconsistencies between the images and texts, and the ultimate stories exhibit more coherent and cohesive.

5.4 Visualization

We visualize the generated stories of each step from an album in Figure 5. The figure shows that our VIVID can generate vivid stories with improved factualness during iteration.

6 Discussion

Detailed caption evaluation. To evaluate the quality of the refined captions, we compared our proposed story-aware caption model with two baselines: directly deploying the pre-trained BLIP model [23] and fine-tuning BLIP on the *Stanford image-paragraph* [21] dataset. As shown in Table 2, our method outperforms both baselines on 4 common metrics: BLEU [32], ROUGE [27], METEOR [3] and CIDEr[40], which means our method can effectively identifying visual details.

Table 2: Result of detailed caption evaluation.

Method	BLEU_1	BLEU_4	METEOR	ROUGE_L	CIDEr
BLIP [23]	0.41	0.08	5.42	14.94	0.46
BLIP-finetune	24.41	7.00	14.01	30.86	30.24
Story-aware	51.08	16.42	22.09	37.93	72.92

Limitation and future work. In Appendix B, we present the complete results for the entire dataset. While most of the results are satisfactory, there are instances where the generated stories have inconsistencies in context, misleading details, or a lack of vividness.

We recognize that fully addressing these errors through network model upgrades is challenging due to boundary effects. Therefore, we propose involving humans in the process to provide valuable assistance. In our future work, we plan to incorporate human interaction through chat to improve system performance, ultimately enhancing the practicality of our approach.

References

- [1] Michael Ahn, Anthony Brohan, Noah Brown, Yevgen Chebotar, Omar Cortes, Byron David, Chelsea Finn, Keerthana Gopalakrishnan, Karol Hausman, Alex Herzog, et al. Do as i can, not as i say: Grounding language in robotic affordances. *arXiv preprint arXiv:2204.01691*, 2022.
- [2] Jean-Baptiste Alayrac, Jeff Donahue, Pauline Luc, Antoine Miech, Iain Barr, Yana Hasson, Karel Lenc, Arthur Mensch, Katherine Millican, Malcolm Reynolds, et al. Flamingo: a visual language model for few-shot learning. *Advances in Neural Information Processing Systems*, 35:23716–23736, 2022.
- [3] Satanjeev Banerjee and Alon Lavie. Meteor: An automatic metric for mt evaluation with improved correlation with human judgments. In *Proceedings of the acl workshop on intrinsic and extrinsic evaluation measures for machine translation and/or summarization*, pages 65–72, 2005.
- [4] Cheng-Han Chiang and Hung-yi Lee. Can large language models be an alternative to human evaluations? *arXiv preprint arXiv:2305.01937*, 2023.
- [5] Jaemin Cho, Jie Lei, Hao Tan, and Mohit Bansal. Unifying vision-and-language tasks via text generation. In *International Conference on Machine Learning*, pages 1931–1942. PMLR, 2021.
- [6] Elizabeth Clark, Tal August, Sofia Serrano, Nikita Haduong, Suchin Gururangan, and Noah A Smith. All that’s human’s not gold: Evaluating human evaluation of generated text. *arXiv preprint arXiv:2107.00061*, 2021.
- [7] Jacob Devlin, Ming-Wei Chang, Kenton Lee, and Kristina Toutanova. Bert: Pre-training of deep bidirectional transformers for language understanding. *arXiv preprint arXiv:1810.04805*, 2018.
- [8] Jeffrey Donahue, Lisa Anne Hendricks, Sergio Guadarrama, Marcus Rohrbach, Subhashini Venugopalan, Kate Saenko, and Trevor Darrell. Long-term recurrent convolutional networks for visual recognition and description. In *Proceedings of the IEEE conference on computer vision and pattern recognition*, pages 2625–2634, 2015.
- [9] Xiaoyi Dong, Yinglin Zheng, Jianmin Bao, Ting Zhang, Dongdong Chen, Hao Yang, Ming Zeng, Weiming Zhang, Lu Yuan, Dong Chen, et al. Maskclip: Masked self-distillation advances contrastive language-image pretraining. In *IEEE Conference on Computer Vision and Pattern Recognition (CVPR 2023)*, 2023.
- [10] Danny Driess, Fei Xia, Mehdi SM Sajjadi, Corey Lynch, Aakanksha Chowdhery, Brian Ichter, Ayzan Wahid, Jonathan Tompson, Quan Vuong, Tianhe Yu, et al. Palm-e: An embodied multimodal language model. *arXiv preprint arXiv:2303.03378*, 2023.
- [11] Luyu Gao, Aman Madaan, Shuyan Zhou, Uri Alon, Pengfei Liu, Yiming Yang, Jamie Callan, and Graham Neubig. Pal: Program-aided language models. *arXiv preprint arXiv:2211.10435*, 2022.
- [12] Dan Gillick and Yang Liu. Non-expert evaluation of summarization systems is risky. In *Proceedings of the NAACL HLT 2010 Workshop on Creating Speech and Language Data with Amazon’s Mechanical Turk*, pages 148–151, 2010.
- [13] Xiaowei Hu, Zhe Gan, Jianfeng Wang, Zhengyuan Yang, Zicheng Liu, Yumao Lu, and Lijuan Wang. Scaling up vision-language pre-training for image captioning. In *Proceedings of the IEEE/CVF Conference on Computer Vision and Pattern Recognition*, pages 17980–17989, 2022.
- [14] Yushi Hu, Hang Hua, Zhengyuan Yang, Weijia Shi, Noah A Smith, and Jiebo Luo. Promptcap: Prompt-guided task-aware image captioning. *arXiv preprint arXiv:2211.09699*, 2022.
- [15] Shaohan Huang, Li Dong, Wenhui Wang, Yaru Hao, Saksham Singhal, Shuming Ma, Tengchao Lv, Lei Cui, Owais Khan Mohammed, Qiang Liu, et al. Language is not all you need: Aligning perception with language models. *arXiv preprint arXiv:2302.14045*, 2023.

- [16] Ting-Hao Huang, Francis Ferraro, Nasrin Mostafazadeh, Ishan Misra, Aishwarya Agrawal, Jacob Devlin, Ross Girshick, Xiaodong He, Pushmeet Kohli, Dhruv Batra, et al. Visual storytelling. In *Proceedings of the 2016 conference of the North American chapter of the association for computational linguistics: Human language technologies*, pages 1233–1239, 2016.
- [17] Wenlong Huang, Pieter Abbeel, Deepak Pathak, and Igor Mordatch. Language models as zero-shot planners: Extracting actionable knowledge for embodied agents. In *International Conference on Machine Learning*, pages 9118–9147. PMLR, 2022.
- [18] Marzena Karpinska, Nader Akoury, and Mohit Iyyer. The perils of using mechanical turk to evaluate open-ended text generation. *arXiv preprint arXiv:2109.06835*, 2021.
- [19] Lei Ke, Wenjie Pei, Ruiyu Li, Xiaoyong Shen, and Yu-Wing Tai. Reflective decoding network for image captioning. In *Proceedings of the IEEE/CVF international conference on computer vision*, pages 8888–8897, 2019.
- [20] Takeshi Kojima, Shixiang Shane Gu, Machel Reid, Yutaka Matsuo, and Yusuke Iwasawa. Large language models are zero-shot reasoners. *arXiv preprint arXiv:2205.11916*, 2022.
- [21] Jonathan Krause, Justin Johnson, Ranjay Krishna, and Li Fei-Fei. A hierarchical approach for generating descriptive image paragraphs. In *Proceedings of the IEEE conference on computer vision and pattern recognition*, pages 317–325, 2017.
- [22] Vladimir I Levenshtein et al. Binary codes capable of correcting deletions, insertions, and reversals. In *Soviet physics doklady*, volume 10, pages 707–710. Soviet Union, 1966.
- [23] Junnan Li, Dongxu Li, Caiming Xiong, and Steven Hoi. Blip: Bootstrapping language-image pre-training for unified vision-language understanding and generation. In *International Conference on Machine Learning*, pages 12888–12900. PMLR, 2022.
- [24] Junnan Li, Ramprasaath Selvaraju, Akhilesh Gotmare, Shafiq Joty, Caiming Xiong, and Steven Chu Hong Hoi. Align before fuse: Vision and language representation learning with momentum distillation. *Advances in neural information processing systems*, 34:9694–9705, 2021.
- [25] Junnan Li, Yongkang Wong, Qi Zhao, and Mohan S Kankanhalli. Video storytelling: Textual summaries for events. *IEEE Transactions on Multimedia*, 22(2):554–565, 2019.
- [26] Xiujuan Li, Xi Yin, Chunyuan Li, Pengchuan Zhang, Xiaowei Hu, Lei Zhang, Lijuan Wang, Houdong Hu, Li Dong, Furu Wei, et al. Oscar: Object-semantics aligned pre-training for vision-language tasks. In *Computer Vision–ECCV 2020: 16th European Conference, Glasgow, UK, August 23–28, 2020, Proceedings, Part XXX 16*, pages 121–137. Springer, 2020.
- [27] Chin-Yew Lin. Rouge: A package for automatic evaluation of summaries. In *Text summarization branches out*, pages 74–81, 2004.
- [28] Ilya Loshchilov and Frank Hutter. Decoupled weight decay regularization. *arXiv preprint arXiv:1711.05101*, 2017.
- [29] Reiichiro Nakano, Jacob Hilton, Suchir Balaji, Jeff Wu, Long Ouyang, Christina Kim, Christopher Hesse, Shantanu Jain, Vineet Kosaraju, William Saunders, et al. Webgpt: Browser-assisted question-answering with human feedback. *arXiv preprint arXiv:2112.09332*, 2021.
- [30] OpenAI. Gpt-4 technical report. 2023.
- [31] Long Ouyang, Jeffrey Wu, Xu Jiang, Diogo Almeida, Carroll Wainwright, Pamela Mishkin, Chong Zhang, Sandhini Agarwal, Katarina Slama, Alex Ray, et al. Training language models to follow instructions with human feedback. *Advances in Neural Information Processing Systems*, 35:27730–27744, 2022.
- [32] Kishore Papineni, Salim Roukos, Todd Ward, and Wei-Jing Zhu. Bleu: a method for automatic evaluation of machine translation. In *Proceedings of the 40th annual meeting of the Association for Computational Linguistics*, pages 311–318, 2002.

- [33] Alec Radford, Jong Wook Kim, Chris Hallacy, Aditya Ramesh, Gabriel Goh, Sandhini Agarwal, Girish Sastry, Amanda Askell, Pamela Mishkin, Jack Clark, et al. Learning transferable visual models from natural language supervision. In *International conference on machine learning*, pages 8748–8763, 2021.
- [34] Alec Radford, Karthik Narasimhan, Tim Salimans, Ilya Sutskever, et al. Improving language understanding by generative pre-training. 2018.
- [35] Yossi Rubner, Carlo Tomasi, and Leonidas J Guibas. The earth mover’s distance as a metric for image retrieval. *International journal of computer vision*, 40(2):99, 2000.
- [36] Timo Schick, Jane Dwivedi-Yu, Roberto Dessì, Roberta Raileanu, Maria Lomeli, Luke Zettlemoyer, Nicola Cancedda, and Thomas Scialom. Toolformer: Language models can teach themselves to use tools. *arXiv preprint arXiv:2302.04761*, 2023.
- [37] Hugo Touvron, Thibaut Lavril, Gautier Izacard, Xavier Martinet, Marie-Anne Lachaux, Timothée Lacroix, Baptiste Rozière, Naman Goyal, Eric Hambro, Faisal Azhar, et al. Llama: Open and efficient foundation language models. *arXiv preprint arXiv:2302.13971*, 2023.
- [38] Harsh Trivedi, Niranjan Balasubramanian, Tushar Khot, and Ashish Sabharwal. Interleaving retrieval with chain-of-thought reasoning for knowledge-intensive multi-step questions. *arXiv preprint arXiv:2212.10509*, 2022.
- [39] Maria Tsimpoukelli, Jacob L Menick, Serkan Cabi, SM Eslami, Oriol Vinyals, and Felix Hill. Multimodal few-shot learning with frozen language models. *Advances in Neural Information Processing Systems*, 34:200–212, 2021.
- [40] Ramakrishna Vedantam, C Lawrence Zitnick, and Devi Parikh. Cider: Consensus-based image description evaluation. In *Proceedings of the IEEE conference on computer vision and pattern recognition*, pages 4566–4575, 2015.
- [41] Oriol Vinyals, Alexander Toshev, Samy Bengio, and Dumitru Erhan. Show and tell: A neural image caption generator. In *Proceedings of the IEEE conference on computer vision and pattern recognition*, pages 3156–3164, 2015.
- [42] Junke Wang, Dongdong Chen, Zuxuan Wu, Chong Luo, Luowei Zhou, Yucheng Zhao, Yujia Xie, Ce Liu, Yu-Gang Jiang, and Lu Yuan. Omnivl: One foundation model for image-language and video-language tasks. In *Thirty-sixth Conference on Neural Information Processing Systems (NeurIPS 2022)*, 2022.
- [43] Wenhui Wang, Hangbo Bao, Li Dong, Johan Bjorck, Zhiliang Peng, Qiang Liu, Kriti Aggarwal, Owais Khan Mohammed, Saksham Singhal, Subhojit Som, et al. Image as a foreign language: Beit pretraining for all vision and vision-language tasks. *arXiv preprint arXiv:2208.10442*, 2022.
- [44] Xin Wang, Wenhui Chen, Yuan-Fang Wang, and William Yang Wang. No metrics are perfect: Adversarial reward learning for visual storytelling. *arXiv preprint arXiv:1804.09160*, 2018.
- [45] Zhenhailong Wang, Manling Li, Ruochen Xu, Luowei Zhou, Jie Lei, Xudong Lin, Shuohang Wang, Ziyi Yang, Chenguang Zhu, Derek Hoiem, et al. Language models with image descriptors are strong few-shot video-language learners. *arXiv preprint arXiv:2205.10747*, 2022.
- [46] Zirui Wang, Jiahui Yu, Adams Wei Yu, Zihang Dai, Yulia Tsvetkov, and Yuan Cao. Simvlm: Simple visual language model pretraining with weak supervision. *arXiv preprint arXiv:2108.10904*, 2021.
- [47] Jason Wei, Xuezhi Wang, Dale Schuurmans, Maarten Bosma, Ed Chi, Quoc Le, and Denny Zhou. Chain of thought prompting elicits reasoning in large language models. *arXiv preprint arXiv:2201.11903*, 2022.
- [48] Chenfei Wu, Shengming Yin, Weizhen Qi, Xiaodong Wang, Zecheng Tang, and Nan Duan. Visual chatgpt: Talking, drawing and editing with visual foundation models. *arXiv preprint arXiv:2303.04671*, 2023.

- [49] Yujia Xie, Luowei Zhou, Xiyang Dai, Lu Yuan, Nguyen Bach, Ce Liu, and Michael Zeng. Visual clues: bridging vision and language foundations for image paragraph captioning. *arXiv preprint arXiv:2206.01843*, 2022.
- [50] Zhengyuan Yang, Zhe Gan, Jianfeng Wang, Xiaowei Hu, Yumao Lu, Zicheng Liu, and Lijuan Wang. An empirical study of gpt-3 for few-shot knowledge-based vqa. In *Proceedings of the AAAI Conference on Artificial Intelligence*, volume 36, pages 3081–3089, 2022.
- [51] Zhengyuan Yang, Linjie Li, Jianfeng Wang, Kevin Lin, Ehsan Azarnasab, Faisal Ahmed, Zicheng Liu, Ce Liu, Michael Zeng, and Lijuan Wang. Mm-react: Prompting chatgpt for multimodal reasoning and action. *arXiv preprint arXiv:2303.11381*, 2023.
- [52] Lewei Yao, Runhui Huang, Lu Hou, Guansong Lu, Minzhe Niu, Hang Xu, Xiaodan Liang, Zhenguo Li, Xin Jiang, and Chunjing Xu. Filip: fine-grained interactive language-image pre-training. *arXiv preprint arXiv:2111.07783*, 2021.
- [53] Shunyu Yao, Jeffrey Zhao, Dian Yu, Nan Du, Izhak Shafran, Karthik Narasimhan, and Yuan Cao. React: Synergizing reasoning and acting in language models. *arXiv preprint arXiv:2210.03629*, 2022.
- [54] Jiahui Yu, Zirui Wang, Vijay Vasudevan, Legg Yeung, Mojtaba Seyedhosseini, and Yonghui Wu. Coca: Contrastive captioners are image-text foundation models. *arXiv preprint arXiv:2205.01917*, 2022.
- [55] Lu Yuan, Dongdong Chen, Yi-Ling Chen, Noel Codella, Xiyang Dai, Jianfeng Gao, Houdong Hu, Xuedong Huang, Boxin Li, Chunyuan Li, et al. Florence: A new foundation model for computer vision. *arXiv preprint arXiv:2111.11432*, 2021.
- [56] Andy Zeng, Adrian Wong, Stefan Welker, Krzysztof Choromanski, Federico Tombari, Aavek Purohit, Michael Ryoo, Vikas Sindhwani, Johnny Lee, Vincent Vanhoucke, et al. Socratic models: Composing zero-shot multimodal reasoning with language. *arXiv preprint arXiv:2204.00598*, 2022.
- [57] Zhuosheng Zhang, Aston Zhang, Mu Li, Hai Zhao, George Karypis, and Alex Smola. Multimodal chain-of-thought reasoning in language models. *arXiv preprint arXiv:2302.00923*, 2023.

A Details for Prompt

A.1 Detailed Prompt for Story Generation

In this section, we provide the detailed prompt for the story generation. The results could be reproduced with the detailed prompt.

Initial Story Generation. In this section, we implement a multi-step dialogue function to send the chat history and prompt to LLM, and extracts the reply, adding it to the dialogue history.

The first prompt is to generate stories from captions, and retaining the corresponding:

Now your answer is a set of photo captions from a vlog. Please create a vivid story that incorporates the key elements from each photo and denote the corresponding origin caption before each paragraph as "caption" "\n" "generated story". Remember to use your imagination and creativity to turn the photo descriptions into a fun and engaging story.

Then, the second prompt segment the generated stories into text chunks for the next process:

And please add the the generated stories into the origin json structure in the "initial_story" key. For example, the answer should be like:
[{"img_path": "birthday/BpsSOqpog98/BpsSOqpog98-0190.jpg",
"caption": "a woman with glasses standing in front of a building",
"initial_story": "the paragraph you generated"}, ...]
Please be attention, never, never, change any word in the "img_path" key, because I need it to find the real photo file. And you only need to return a new json structure rather than write the real file.

Refining the Story with Story-Aware Caption Model. We utilize the following prompt to revising the initial stories, with the refined captions generated by story-aware caption model:

Task: Given a list of json dictionaries, where each dictionary contains an "img_path", a "caption", a "initial_story", and a "refine_caption". Please revise the "initial_story" of each dictionary and store to corresponding "refine_story" key, so as to better describe the real-world scenario in the "img_path". The "refine_caption" provides additional image information that can guide the grounding process.
Instructions: For each dictionary, use the "refine_caption" to modify the "initial_story" and create a new text that better describes the real-world scenario in the "img_path". Your output should be a new list of dictionaries where each dictionary contains the original "img_path" and "caption" keys, plus a new key "refine_story" whose value is the modified "initial_story". Use the information from the "refine_caption" to guide the grounding process and ensure that the text reflects the image information as accurately as possible. The user wants a modified text, rather than a python script.
Example Input: [{"img_path": "birthday/BpsSOqpog98/BpsSOqpog98-0136.jpg", "caption": "a basketball court surrounded by palm trees in a park", "initial_story": "Carla jogged past a basketball court in the nearby park, and her mind flashed back to the beauty of the resort they had visited. She smiled as she continued her jog, grateful for the memories of that perfect day that would stay with her forever.", "refine_caption": "this photo is taken outside on a sunny day. a young girl is playing in the park near a palm tree. she is wearing a pink tank top and black shorts. the park is surrounded by palm trees. the sky is blue with white clouds in it."}, ...]
Example Output: [{"img_path": "birthday/BpsSOqpog98/BpsSOqpog98-0136.jpg", "caption": "a basketball court surrounded by palm trees in a park", "refined_story": "Carla jogged past a basketball court in the nearby park, surrounded by tall palm trees. The court was filled with young people playing basketball under the bright sun. Carla smiled as she continued her jog, enjoying the vibrant atmosphere of the park. The sky was clear and blue, with fluffy white clouds drifting lazily by. She felt grateful for the memories of that perfect day at the resort, which would always stay with her."}, ...]
Data: <xxx>

Iterative Refinement of Story and Image Description. we propose the following prompt to generate a coherent and comprehensive ultimate story:

Given a series of stories describing individual pictures, with each story building upon the one before it, create a cohesive narrative that seamlessly connects each story together. Use appropriate transitions and scene changes to make the plot flow smoothly, while ensuring that the plot twists are logical and make sense within the context of the story.

Input: <xxx>

Tips: You should keep the number of stories. I give you 10 stories, you should return 10 stories.

A.2 Detailed Prompt for LLM based Evaluation Metrics

In this section, we provide the detailed prompt for the evaluation. The quality of album storytelling could be evaluated with these metrics.

Detail. We counts how many details are described in the stories with the following prompt:

Please evaluate the input story and count the total number of details it contains. Please output the result in the format "Total number of details: xx".

Story: <xxx>

Coverage. We measures the average of how much the stories coverage the information from both short captions $\{C_i^{(0)}\}$ and detailed descriptions $\{C_i^{(U)}\}$ with the following prompt:

Please use a score from 0-1 to measure how well the following story coverages the information from two different sets of captions. Note that a score closer to 1 indicates more information are covered in the story, while a score closer to 0 indicates poorer coverage. Please output the result in the format: "Score of story coverage for Caption Group 1: xx. Score of story coverage for Caption Group 2: xx. Average score: xx."

Caption group 1: <xxx>

Caption group 2: <xxx>

Story: <xxx>

Coherence. We evaluates the coherence of the stories with the following prompt:

Please rank the following stories on a scale of 0 to 1 based on their coherence. A score of 1 indicates that the stories are seamlessly connected and free of coherence issues, while a score of 0 indicates that there are significant coherence problems between the stories. Please consider the fact that these stories were generated independently for each image and then concatenated together. Your task is to evaluate whether there are any coherence issues between the stories when they are read together. Please output the result in the format "Coherence Score: xx".

Story: <xxx>

B Case Study

B.1 Limited Cases

In this section, we proved limited cases, which can be summarised into three types:

- Inconsistencies, which commonly arise when the LLM encounters difficulties in comprehending the temporal sequence of storylines or establishing personal relationships.
- Misleading details, which means the discrete texts cannot capture all the features present in the images, or the inaccuracies in the details extracted by the story-aware caption model, resulting in erroneous stories generated by LLM.
- Lack of vividness, which stems from LLM being excessively constrained by intricate details, thereby losing its creative capacity, or from the scenes being too mundane to inspire imagination.

These issues are hard to be solved by updating neural networks. In contrast, the incorporation of human interaction via chat has the potential to enhance system performance, ultimately augmenting the practicality and efficacy of our approach.







Issue 1: Inconsistence			
Image			
Ultimate Story	Finally, Mary returned home to find a black plate on a white sheet with a bunch of pink roses in the center. Someone had placed the flowers in a vase and had bundled them together in a beautiful arrangement. This was a token of love from her partner, making her feel special and cherished.	As the clock struck midnight, Mary's friends surprised her with a heart-shaped cake with 'Happy Birthday' written on it. Mary sat at the table holding a sparkler, and the cake was white with red roses on it, delivered in a box. The box was on a silver table, and there was writing on the cake in red and green.	As the clock struck midnight, Mary's friends surprised her with a heart-shaped cake with 'Happy Birthday' written on it. She sat at the table holding a sparkler, cherishing the moment with her friends. She wore a white tank top, and the cake was on a white plate. A water bottle was also present on the table, and water drenched the table as they celebrated.
Analysis	The issue present in this story is temporal inconsistent . The sequence of images presented within the story follows the order of 2, 3, 9, yet due to their resemblance in terms of scenes, as gifts, cakes, and candles, the LLM erroneously amalgamates them into a singular scene, thereby disrupting the factual order of the captured moments.		
Image			
Ultimate Story	My aunt and grandmother were busy preparing dinner for us in the kitchen. The warm, inviting scent of roasted turkey filled the air, and the sound of knife chopping vegetables echoed through the room. They chattered happily, swapping recipes and discussing their plans for the upcoming holiday season, creating a joyous atmosphere in the kitchen. The woman and girl were cooking together, preparing a delicious meal, and adding their own touch to the festive occasion. The Christmas tree in the kitchen enhanced the seasonal atmosphere and provided a backdrop for our cooking session.	Lastly, my uncle and aunt were sitting at the table, sipping a cup of tea and enjoying the last moments of the night. They reminisced about their own adventures, discussing everything from travel to life's little surprises, adding to the warmth of the moment. My aunt wearing a bright red shirt and a black jacket was waving at the camera, while my uncle in a black jacket smiled at his wife, creating a cozy and intimate atmosphere in the kitchen.	As the night drew to a close, my parents sat beside each other in front of the Christmas tree, holding hands and sharing a quiet moment. The flickering of the flame and the soft twinkle of the tree lights danced upon their faces, signifying the joy of being together during the festive season. My dad was wearing a blue shirt and a white hat, while my mom held his hand, radiating love and warmth. Their love was a beautiful reminder of the reason for the season.
Analysis	The issue present in this story is personae inconsistent . Due to LLM's lack of knowledge regarding the individuals depicted in the photographs, it tends to conjure up an identity. For instance, the woman in the picture simultaneously assumes the roles of a grandmother, an aunt, and a parent.		

Figure 6: This figure provides samples with the “inconsistencies” issue.

Issue 2: Misleading Detail




Image			
Ultimate Story	On a bus ride through the city, a woman was sitting by the window, wearing earbuds and talking on her cellphone. Behind her, the colorful blur of lights and buildings could be seen. She was wearing a long furry coat with a high collar, and her hair was in a messy bun. The interior of the bus was well-lit, with many seats and handrails. The woman's face was relaxed and content, with a soft smile on her lips.	Jenny skateboards triumphantly down a set of stairs, with Sarah cheering her on. San Francisco's lively atmosphere surrounds them, with many skateboarders and fans watching their skateboarding. The black skateboard and ramp shown in the photo hint at the lively skateboarding scene in the city.	As the sun began to set, they returned to their campsite and built a roaring campfire next to a red and white tent. They gathered around, laughing and talking as they roasted marshmallows over the flames, sharing stories and enjoying time together. Rocks surrounded the campers, adding to the rustic atmosphere. The stars shone down from above , casting a soft glow over the campsite.
Analysis	The issue present in above stories is misleading detail . The issue lies in the inability of discrete texts to capture all the features present in the images, or in the inaccuracies in the details extracted by the story-aware caption model, resulting in erroneous stories generated by LLM.		

Figure 7: This figure provides samples with the “misleading detail” issue.

Issue 3: Lack of Vividness




Image			
Ultimate Story	A woman and a child sit on a couch, playing with a game. There is a purple board on the couch and white pillows add to the coziness of the setting. They laugh and joke together, engaged in a spirit of playfulness and warmth that fills the room.	A woman in a black shirt and blue skirt sits at a table in a hotel room, enjoying a delicious meal. A glass of water is in front of her, along with a plate of food. The menu sits in front of her, while she looks around the room, taking in its luxurious ambiance. Outside, the spectacular view of the city can be seen through the window.	In the backyard at a party, a large group of people gathered around a table to eat good food and chat. A man in a blue jean shirt with glasses stood in front of the table, holding a plate of delicious-looking food. Behind the table in the background were trees and plants that blended in with the greenery of the outdoors.
Analysis	The issue present in above stories is Lack of Vividness . The underlying cause of this issue stems from LLM being excessively constrained by intricate details, thereby losing its creative capacity, or from the scenes being too mundane to inspire imagination. Various factors contribute to the generation of lackluster stories that closely resemble mere descriptions of the depicted scenes in the photos.		

Figure 8: This figure provides samples with the “lack of vividness” issue.

B.2 Visualization of Scenes

In this section, we present visualization samples corresponding to each scene depicted in the accompanying figures. Consistent with the main paper’s settings, the red sections highlight instances of unclear references or factual errors, while the green sections indicate the details that we have rectified or included.











Scene 1: Birthday					
Image					
Caption	a woman in a white top and shorts posing for a picture	a couple of women sitting on top of a lush green field	a couple of women sitting on top of a blanket	a woman sitting on a blanket cutting a cake	a body of water surrounded by snow and trees
Initiate Story	One day they decided it would be fun to take some photos and commemorate their time together. One of the women touched up her makeup and put on a white top and shorts before posing for a snapshot.	In the warm summer months, the same two friends travelled to a lush green field where they lazed around, chatting and enjoying the sunshine. The field was dotted with colorful wildflowers, and the soft sounds of nature could be heard all around them.	Up on the hill overlooking the frozen lake , two women sat on a cozy blanket. They had been chatting and enjoying the peaceful winter scenery when they pulled out a blanket and spontaneously decided to sit down and take in the beauty around them.	One of the women, who happened to be celebrating a birthday, brought out a cake and began cutting it up to share with her friend. The cake was a sweet treat that contrasted with the chilly atmosphere, and the two friends enjoyed it while still wrapped up in their blankets, taking in the view.	It was a cold and snowy winter day. The landscape was covered in white and the only body of water visible was a frozen lake nestled among the trees. It was a breathtaking sight to behold, with the snow-capped trees surrounding the clear blue water.
Ultimate Story	Standing in front of the mirror in her bedroom , the young woman posed for the camera, ready for a day of adventure. She wore a white shirt and matching shorts, with long black hair flowing down her back. Behind her, a white bra was visible, completing the simple yet stylish outfit.	In the sun-drenched summer afternoon, the two women sat on a cozy blanket, eating some delicious treats and chatting. The grassy field around them was soft and lush, dotted with wildflowers of various colors. The sun was shining down on them, providing warmth and comfort.	Sitting on a cozy blanket on the hillside, the two women enjoyed each other's company on a beautiful winter day. The hill behind them rose up, snow-covered and still. The woman in the green dress held a wine glass in her hand , while her companion in the white dress leaned in to enjoy their conversation. The sunny blue sky with fluffy white clouds drifting lazily by completed the serene winter scene.	In the picturesque winter surroundings, the woman in the white sweater sat on a cozy blanket, ready to indulge in a birthday cake. The pink candle in the middle of the cake flickered in the breeze, while the woman held a knife in her hand. In the distance, a hill rose up, covered in snow, completing the picture-perfect winter scene.	In the winter wonderland, the frozen lake nestled among the snow-covered trees was a breathtaking sight to behold. The blue water stood out against the white landscape, surrounded by snow and tall trees. The sky overhead was cloudless and deep blue. In the distance, a snow-covered mountain rose up to complete the picture-perfect winter scene.
Image					
Caption	a pair of skis sitting in the snow	a man and a woman taking a selfie in the snow	a woman holding a stuffed animal in a store	a woman holding a pink scarf in front of a mirror	a woman blowing out a candle on a birthday cake
Initiate Story	A pair of skis stood upright, lodged in the powdery snow. They had been used by a group of friends who had just finished carving up the slopes. As they took off their gear and chatted about their thrilling day, the skis remained behind, a testament to the fun they had just experienced.	As the weather turned cold again, the group of friends went on a ski trip. While out in the snow, a couple snuggled up together and took a cute selfie to commemorate the occasion.	Before heading back home, one of the women stopped by a store to buy a souvenir for her young nephew. She settled on a cute stuffed animal and held it up for her friend to see before leaving the store.	The other woman also wanted to have her picture taken and brought out a pink scarf to add some color to her outfit. She stood in front of a full-length mirror and struck a pose while her friend snapped a pic.	After enjoying the cake, the woman blew out a single candle, making a wish for the coming year. Her friend joined in, and they both felt grateful for the wonderful experiences they had shared together.
Ultimate Story	The black skis with yellow numbers were lodged in the powdery snow, with a few remnants of snow scattered on their surface. Nearby, two ski poles rested upright in the snow, having just been used by a group of friends who had spent the day carving up the slopes. The mountain air was crisp and cold, and the scene was beautiful in its simplicity.	The couple snuggled up together, smiling at the camera and taking a selfie in the snow. They were enjoying a ski trip with friends, surrounded by evergreen trees in the background. The man wore a blue jeans jacket and a white scarf around his neck , while the woman wore earrings and smiled happily next to him. It was a beautiful moment that they would treasure forever.	In the bright and colorful toy store, the young woman searched for the perfect gift and found a cute Hello Kitty stuffed animal on the shelf. She held it up for the camera, confident that her nephew would adore the gift she had chosen for him. Around her, shelves of other toys were visible, inviting her to explore and find even more treasures.	In the store, the young woman looked for something special and spied a beautiful pink scarf. She wrapped it around her neck, revealing a stylish tan jacket. The white scarf in her hand completed the fashionable look, and she held it up with a smile on her face. Next to her, her friend snapped a photo to capture the moment.	After sharing the sweet treat with her friend, the woman in the white tank top blew out the candle on the birthday cake, making a wish for the coming year. The happy birthday card on the table in front of her was a reminder of the special occasion, and she felt grateful for the wonderful experiences she had shared with her friend in the peaceful winter surroundings.

Figure 9: This figure provides an example of scene “birthday”.

Scene 2: Camping

Image					
Caption	the back of a car filled with luggage	a couple of women standing next to a tent	a grill with corn and potatoes on it	a woman in a white dress is holding a green and yellow hammock	a full moon is seen through the branches of a pine tree
Initiate Story	It was the first day of their camping trip and the trunk was packed to the brim with everything they needed for a fun-filled adventure. Tents, sleeping bags, foldable chairs, cooking utensils, and plenty of snacks were all jostling for space in the car, ready to be used.	Once they arrived at the campsite, they wasted no time in setting up their home for the next few days. The two women worked together, carefully putting together the tent and arranging their belongings inside. They laughed and chatted as they worked, excited for what was to come.	For lunch, they decided to grill some corn and potatoes. They seasoned them to perfection and cooked them slowly, enjoying the scent of the smoky grill. As they sat down to eat, they marveled at how delicious it all tasted, especially when enjoyed in the great outdoors.	Before they left the campsite, the woman in the white dress set up a hammock between two nearby trees. She lounged in it, swaying back and forth, enjoying the peace and solitude of the great outdoors. It was a moment of pure bliss, one that they would remember for years to come.	As they drifted off to sleep, they noticed the full moon shining bright through the branches of a nearby pine tree. It was a beautiful sight, and they felt grateful to be able to experience it up close and personal.
Ultimate Story	The car trunk was filled to the brim with clothes, camping gear, and supplies for their fun-filled camping adventure. A cooler filled with drinks was also squeezed in. As they set off on their journey, they were excited for the upcoming adventure ahead.	Two women worked together to set up a large tent in the campsite. With the tarp and poles in place, they smiled proudly at their work as they talked and laughed. They looked forward to their stay in the great outdoors, surrounded by trees and a wooden fence in the background.	For lunch, the campers decided to grill potatoes and corn on the fire. Seasoned to perfection, the vegetables cooked slowly on the grill, creating a smoky and crunchy texture. With the flames in the background, and vegetables sizzling in the foreground, they felt grateful to be able to enjoy such delicious food in the great outdoors.	Before departing the campsite, one of the women set up a colorful hammock between two tall trees in the wooded area. She lounged in the hammock, enjoying the gentle sway and the cool breeze, with the sun shining through the trees. It was a moment of pure relaxation and happiness, and they felt grateful for the experience.	As they lay down in their tent, they noticed the bright full moon shining through the branches of a tall pine tree. The moonlight illuminated the tent and created a peaceful, calming atmosphere. With the tent in the foreground and tall trees in the background, they felt grateful to be able to experience the beauty of nature up close.
Image					
Caption	a group of people sitting at a picnic table	a group of people sitting around a fire pit	a woman is making pancakes on a grill	two women sitting at a table with cups of coffee	an open book laying on top of a bed
Initiate Story	As the day drew to a close, they sat at a nearby picnic table, watching as the sun sank below the horizon. They sipped on cups of coffee and talked about everything they had seen and experienced so far. They were tired from a long day of exploring, but happy and content with all that they had accomplished.	As the sun began to set, they joined a group of campers at a nearby fire pit. The flames danced and crackled as everyone shared stories and toasted marshmallows. They made new friends and bonded over their love of the great outdoors.	The next morning, the group gathered around the grill for breakfast. One of the women took charge, expertly flipping pancakes and serving them up hot and fresh. The smell of maple syrup and bacon filled the air, and they all dug in with gusto.	Later that night, the two women retreated to their tent, exhausted but still buzzing with excitement. They sat on their sleeping bags, sipping on warm cups of coffee and reading books by the light of their lantern. It was peaceful and calming, a perfect end to a perfect day.	The next morning, they woke up to another beautiful day in the wilderness. One of the women sat in bed, reading an open book and enjoying the morning breeze. They were happy and relaxed, ready to take on whatever adventures lay ahead.
Ultimate Story	As night fell, the campers gathered around a large wooden table, eating and drinking under strings of lights. With a camp stove nearby, they talked about their experiences and marveled at the beauty of the outdoors. There was a tent in the background, amongst trees that added to the atmosphere.	As the sun began to set, a group of campers gathered around a roaring fire pit. They shared stories and jokes, toasted marshmallows over the flames, and talked about their experiences. The atmosphere was warm and friendly, and with stars in the clear night sky, they felt a sense of community as they enjoyed the beauty of the outdoors.	One of the women wearing a colorful jacket prepared a delicious breakfast of pancakes on the grill. With a bottle of milk on the table, and cookies sizzling on the pan, the aroma of the cooking food made everyone's mouths water. They sat down to enjoy the food and the company of their friends, grateful for the experience.	Two women posing for a picture with green mugs in their hands, whilst sitting outside their tent. Around the wooden table was neatly arranged camping gear ready for the next adventure with palm trees making a tropical background. They smiled at the camera and enjoyed their coffee, feeling grateful for the experience and looking forward to what lay ahead.	One of the women woke up the next morning to a gentle breeze and decided to spend time reading in bed. She picked up an open book and savored the stillness and tranquility of the moment. Around the bed, neatly arranged was the camping gear on the chairs, and a folding chair next to the bed added to the luxuries of camping outdoors.

Figure 10: This figure provides an example of scene “camping”.

Scene 3: Christmas

Image					
Caption	two women are making food in a kitchen	a man and a woman sitting at a table	a person holding a picture of a polar bear	a group of people sitting around a christmas tree	a man and a woman sitting in front of a christmas tree
Initiate Story	The sound of the pot boiling over caught our attention, and we all headed into the kitchen, where my aunt and grandmother were busy preparing dinner. The warm scent of roasted turkey wafted through the air, and the sound of knife chopping vegetables filled the room. The women chattered happily, swapping recipes and discussing their plans for the upcoming holiday season.	Lastly, my uncle and aunt sat at the table, sipping a hot cup of tea, and enjoying the last moments of the night. They chatted and reminisced about their own adventures, discussing everything from travel to life's little surprises.	My little nephew, however, wasn't ready to go to bed just yet, and he clung tightly to a picture of a polar bear he had acquired earlier in the day. He showed it to everyone, his eyes alight with excitement, exclaiming how he couldn't wait to see a real one someday.	We ended the evening back in the living room, encircling the Christmas tree lit up with twinkling lights. We sang carols together and shared some of our fondest memories from the past year, smiling and laughing the whole time. The warmth and love in that room were palpable, and I felt incredibly thankful for my family.	As we finished our conversations, my sister and her husband rose to their feet and moved to sit in front of the beautiful Christmas tree. The decorations sparkled, illuminating the room with hues of red and green. They exchanged a kiss and posed for a photo, and we all cheered in the background.
Ultimate Story	The woman and girl were cooking together, preparing a delicious meal, and adding their own touch to the festive occasion. The Christmas tree in the kitchen enhanced the seasonal atmosphere and provided a backdrop for our cooking session.	Lastly, my uncle and aunt were sitting at the table, sipping a cup of tea and enjoying the last moments of the night. They reminisced about their own adventures, discussing everything from travel to life's little surprises, adding to the warmth of the moment. My aunt wearing a bright red shirt and a black jacket was waving at the camera, while my uncle in a black jacket smiled at his wife, creating a cozy and intimate atmosphere in the kitchen.	My little nephew wasn't ready to go to bed yet, and he clung tightly to a picture of a polar bear he had acquired earlier in the day, displaying it with excitement. The picture depicted a white polar bear with a heart on it, and everyone was eager to hear his story. The family listened to the little boy's story with joy and laughter, enjoying the time together during the joyful holiday season.	We ended the evening in front of the beautiful Christmas tree, filling the room with love and joy. Timmy was standing in front of the tree dressed in an orange shirt, black pants, and a red sweater, holding a yellow bowl in his hand, adding to the festive atmosphere. My sister was standing next to him, wearing a black sweater and gray pants, opening her Christmas present with a smile on her face. The presents around the tree provided an extramarital feel to the scene, and we felt grateful for the family reunion.	My sister and her husband were standing in front of the impressive Christmas tree, surrounded by beautiful decorations that sparkled and illuminated the room with hues of red and green. They exchanged a kiss and posed for a photo, while the rest of us cheered in the background. My sister was donning a white sweater and red pants, holding a yellow bowl in her hands, creating the perfect scene for a family photo. The tree was breathtakingly beautiful and it complemented our festive mood perfectly.
Image					
Caption	a group of people sitting around a table playing a game	a boy sitting on a couch with a christmas tree in the background	a person cutting a large piece of meat on a cutting board	a group of people sitting around a living room	a man and woman sitting next to each other in front of a christmas
Initiate Story	After dinner, we all settled around the dinner table, where we played a few rounds of Uno. It was heated and competitive, with each of us determined to win. Unless you were my grandfather, who always managed to sneak a peek at the other player's cards, which made us all laugh and groan in frustration.	I noticed my cousin, Timmy, curled up on the couch near the tree, his nose buried in a book. He had always been a bookworm and was lost deep within the pages. But his eyes would occasionally glance up, admiring the beautiful decorations, and he would smile to himself, lost in his thoughts.	The sound of a knife slicing through meat brought our attention to the kitchen, where my brother had donned an apron and taken on the task of carving the turkey. It was juicy and tender, with the perfect amount of seasoning, and we all dug in, filling our plates with love and gratitude.	It was a frosty evening, and my family was gathered around in the living room, with the fireplace casting a warm glow over the room. We laughed and chatted, sharing stories of our childhood and our day-to-day lives. The sound of the flames crackling filled the background, creating a cozy atmosphere that made us all feel at ease.	As the night drew to a close, my parents sat beside each other in front of the Christmas tree, holding hands and sharing a quiet moment. The flickering of the flame and the soft twinkle of the tree lights danced upon their faces, and I could see the look of love and contentment in their eyes.
Ultimate Story	After dinner, we all gathered around the table to play Uno, with the game being a friendly competitiveness, and each player was determined to win. Timmy was in high spirits, with a lot of cards in his hands, bringing vibrancy to the room. We laughed and enjoyed each other's company, living in the moment and savoring the memories that we created together.	Timmy was lost deep within the pages of a book, curled up on the couch near the impressive Christmas tree. With occasional glances up, he admired the beautiful decorations and smiled to himself, lost in his thoughts. The young boy wore a Christmas shirt, and gifts were placed on the couch, radiating joy and excitement. The white mini blinds on the windows created a calming atmosphere in the living room, providing the perfect ambiance for a cozy winter evening.	In the kitchen, my brother had donned an apron and taken on the task of carving the turkey into thin slices. The meat was juicy and tender, with just the right amount of seasoning, and the acornberrys and pink bowl were placed on the cutting board. Everyone was in the kitchen, adding to the festive atmosphere, and savoring the delicious aroma of roasted turkey. The man was wearing an apron, holding a knife and a fork in his right hand, while another person to the left of him was wearing a blue apron, preparing the festive meal together.	My family was gathered in the living room, with the fireplace in the corner of the room casting a warm glow over us. There were people sitting on the couch, chatting and enjoying the cozy atmosphere. Timothy, my little cousin, was playing with his toy, curled up near the Christmas tree in the corner. We laughed and shared stories, filling the room with joy and warmth. The sound of the flames crackling in the fireplace added a soothing background to our conversations.	As the night drew to a close, my parents sat beside each other in front of the Christmas tree, holding hands and sharing a quiet moment. The flickering of the flame and the soft twinkle of the tree lights danced upon their faces, signifying the joy of being together during the festive season. My dad was wearing a blue shirt and a white hat, while my mom held his hand, radiating love and warmth. Their love was a beautiful reminder of the reason for the season.

Figure 11: This figure provides an example of scene “christmas”.

Scene 4: Travel











Image					
Caption	a close up of the tail end of an airplane	a man standing on a bridge next to a river	a small boat traveling down a canal next to a tall building	a man and a woman standing in front of a building	a woman is walking down a narrow street
Initiate Story	The excitement was building as we boarded our flight and took our seats. I couldn't help but admire the sleek design of the airplane, especially as we were taxied to the runway. Once we were up in the air, I gazed out the window and watched as the tail of the plane gradually disappeared into the distance. It was truly a thrilling experience.	We walked across the bridge, and I couldn't resist taking a photo of this moment. The man standing on the bridge next to the river seemed lost in thought, and I wondered what was on his mind. The view from the bridge was breath-taking , and it was hard not to feel a sense of peace and tranquility .	The canal ride was a highlight of our trip. As we floated along, we were captivated by the stunning architecture of the buildings that lined the waterway. We marveled at how the old and new seamlessly blended together, and the peacefulness of the ride allowed us to truly appreciate the beauty around us.	As we explored the city, we couldn't help but admire the stunning architecture. This particular building caught our eye, and we stopped to snap a picture in front of it. It was a vibrant and bustling city, but in that moment, it felt like we were the only two people in the world.	As we wandered the charming streets of the historic town, I couldn't resist snapping a picture of this particular alleyway. Its narrow, cobblestone path was lined with charming boutiques and florists. A woman walking down the street with a basket of fresh flowers caught my eye, and I couldn't help but imagine the stories of those who had walked this path before us.
Ultimate Story	The white passenger plane was sleek and modern, with a large window on the side and a cockpit at the back. As we took off from the airport, I watched the runway shrink away through my window, marveling at the powerful engines and technology of the plane. The sky outside was a clear blue, without a cloud in sight, and inside the cockpit was spotlessly clean. It was truly an exhilarating and unforgettable experience.	Standing on the bridge next to the tranquil river, a man was lost in thought, admiring the peaceful views surrounding him. The river was a natural beauty, and the atmosphere was thoroughly serene, allowing the man to appreciate the calming and relaxing moment. It was a time to unwind and clear the mind.	On the calm waters of the canal, we floated past a backdrop of stunning old and new buildings fusing together in harmony. Other people were also enjoying the ride in their boats, but the atmosphere was tranquil and serene. We appreciated the beauty of the city from a unique vantage point, relaxing and savoring the experience.	In front of a grand and stunning building, we posed for the camera with smiles and excitement. The city around us was alive and bustling, with a vibrant energy and personality that made us feel rejuvenated and not wanting to leave. The building was just one of the many sights that contributed to the frenzy and excitement of the city.	Walking through the charming old city, I spotted a woman strolling down a narrow cobblestone street with a basket of fresh flowers. The street was lined with historic buildings displaying unique architecture, each with its own story and character. The scent of the surroundings was rich with hints of floral and boutiques, and every turn offered a rich history and culture to explore.
Image					
Caption	a man and a woman sitting at a table eating pizza	a crowd of people walking down a street next to tall buildings	a row of pizzas sitting on top of a wooden table	a group of people riding gondolas down a canal	a reflection of a clock tower in a puddle of water
Initiate Story	After a long day of sightseeing, my friend and I decided to stop at a quaint little pizzeria we had stumbled upon. The aroma of freshly baked pizza wafted through the air as we eagerly chatted about all the places we had visited that day. We couldn't help but laugh as we attempted to eat our slices without making a mess. It was a perfect way to refuel and relax.	The energy of the city was palpable as we walked down this bustling street. Tall buildings lined the way, and the sound of people chatting and laughing filled the air. It was a perfect day to explore the city and soak up all it had to offer.	We stumbled upon a local pizza festival and were thrilled to find a seemingly endless selection of pies. We decided to try a few different varieties and lined them up on the wooden table in front of us. The aroma was simply heavenly, and we savored every single bite.	We decided to splurge on a gondola ride, and it was worth every penny. The gondolier regaled us with stories and history of the area as we glided along the canal. It was truly a unique and romantic experience, and the sounds of the water and laughter from nearby gondolas made it all the more magical.	I stopped in my tracks when I saw the clock tower and its reflection in a puddle of water. It was a moment of pure serenity and awe. I couldn't help but admire the intricate details of the clock tower and the peacefulness of the puddle it was reflected in.
Ultimate Story	Seated at a cozy restaurant, my friend and I enjoyed a delicious pizza with pepperoni and cheese toppings. The slice was perfectly greasy and savory , and we tried our best not to make a mess while eating it. The menu on the wall highlighted displayed many more options for our next visit. It was a much needed break after a long day of sightseeing, and a great way to refuel for more adventures.	The busy and bustling city street was a lively and energetic hub of excitement and wonder. Tall buildings flanked the street, each with its unique charm and history. The sound of chatting and laughter filled the air, as a diverse crowd of people walked and talked, enjoying the culture and ambiance of the city. It was an amazing day to explore and soak up all the city had to offer.	At the pizza festival, the endless selection of mouth-watering pies was a feast for the senses. Various types of pizzas were lined up on wooden boards, each with its own unique blend of fresh toppings and homemade sauce. The aroma of the pizza was heavenly and we savored every single bite. It was a true artistic delight and culinary experience.	We indulged in a splurge of a gondola ride, slowly and leisurely floating down a picturesque canal. Our gondolier charmed us with tales and anecdotes about the beautiful surroundings, and the soothing sound of water lapping against the gondola added to the moment. We saw other gondolas nearby, with people enjoying similar enchanting moments.	Stopping in my tracks at the sight, I was captivated by the reflection of the clock tower in the puddle of water. From my vantage point, the clock tower displayed intricate details and beautiful craftsmanship, surrounded by the peacefulness of the water. It was a beautiful moment as I saw people in the reflection walking in the distance, and felt the awe and inspiration of the surroundings.

Figure 12: This figure provides an example of scene “travel”.











Scene 5: Wedding					
Image					
Caption	a woman getting her hair done by a woman in a bedroom	a woman in a wedding dress standing in front of a tree	a man and a woman are sitting at a table	a table topped with lots of food next to a vase of flowers	a woman sitting on a couch with a lot of pillows
Initiate Story	Before the big day, Sarah's bridesmaids helped her prepare for the wedding ceremony. In her childhood bedroom, her hairstylist worked diligently to create the perfect updo. Sarah sipped on champagne and chatted with her friends, feeling content and ready to walk down the aisle.	As the wedding day drew to a close, Sarah and James took a moment to snap a photo near a stunning tree. Sarah's dress flowed gracefully in the gentle breeze and James held her close. They knew that this day would be one they'd never forget.	During the reception, Sarah and James sat at their own table, basking in the glow of their love. They shared sweet glances and whispered sweet nothings to each other throughout the night. They felt truly blessed to have found each other.	At the reception, the guests were treated to a feast fit for royalty. The table was overflowing with delicious appetizers, entrees, and desserts. The flowers placed in the center of the table added a touch of elegance to the already stunning display. Everyone gathered around, eager to sample each and every dish.	After the ceremony, Sarah's new husband, James, surprised her with a romantic honeymoon trip to the mountains. They checked into a cozy cabin and snuggled up on the couch, surrounded by plush pillows. Sarah rested her head on James' shoulder and they watched the snow fall outside the window.
Ultimate Story	Before the ceremony, Sarah's bridesmaids helped her prepare for the big moment. In her childhood bedroom, her hairstylist worked to create the perfect updo, while Sarah wore a purple dress and chatted with her friends. Sarah felt grateful for their support and love, knowing that they would always be by her side.	As the wedding day drew to a close, Sarah and James took a moment to snap a photo near a stunning tree. Sarah is wearing her white wedding dress , holding her wedding ring on her finger , and smiling at the camera. In the background are a couple of trees. James' love and support made the day unforgettable.	At the reception, Sarah and James sat at their own table, sharing sweet moments and whispered loving words to each other throughout the night. They felt blessed to have found each other and knew that they would face whatever challenges life brought them together. There is also a cake on the table, and the couple is getting ready to eat it.	At the reception, guests were treated to a lavish feast of delicious appetizers, entrees, and desserts, set up on a table adorned with a stunning vase of flowers. There were also frackers on the table for everyone to sample. Everyone gathered around, eagerly trying the various dishes. The mood was joyful and celebratory, with music and dancing filling the air.	During their honeymoon, Sarah and James snuggled up on the couch, surrounded by plush pillows . They enjoyed the warmth of the fire and the beauty of the snow falling outside the window. It was a magical beginning to their new life together. Sarah is wearing a white tank top and a green skirt, smiling at the camera, while sitting on a leather couch with pillows .
Image					
Caption	two men sitting in the back seat of a car	a woman in a wedding dress posing for a picture	a man in a white shirt and blue tie	a man and a woman standing next to each other in a forest	a group of women standing next to each other
Initiate Story	In the wedding party, James' best friends were the groomsmen. They laughed and joked around as they rode to the ceremony in the back of a limo. The driver played upbeat music and they couldn't help but dance along.	As the bride-to-be, Sarah was excited to capture every moment of her special day. She twirled in her gorgeous gown, admiring every angle in the mirror. Her friends and family watched in awe as she struck a pose and smiled for the perfect snapshot.	James looked dapper in his crisp white shirt and blue tie. He couldn't wait to marry the love of his life and start their new journey together. As he waited at the altar, his heart raced with anticipation. When Sarah appeared, he knew she was the most beautiful woman in the world.	During their honeymoon, Sarah and James went hiking in the nearby woods. They walked hand in hand, taking in the breathtaking scenery around them. As they stood on the edge of a cliff , Sarah nestled into James' side and they marveled at the beauty of nature.	Sarah's bridal party included her closest friends and family members. They stood by her side, supporting her through every step of the wedding planning process. Sarah felt grateful for their unwavering love and loyalty. As they all stood together, they knew that their bond would last a lifetime.
Ultimate Story	On the way to the ceremony, James' groomsmen shared a limo and enjoyed the festive atmosphere. The driver played upbeat music, and the friends laughed and danced along. They were excited to celebrate the happy couple's special day. The image shows a man wearing a black baseball cap and black shirt, smiling at the camera while sitting in a car .	As Sarah prepared for her wedding, her hairstylist worked to create the perfect updo in her childhood bedroom, surrounded by her bridesmaids as they sipped champagne and chatted nearby. She admired herself in the mirror, feeling beautiful in her stunning white gown and matching necklace.	James waited nervously at the altar, wearing a white shirt and a black tie, his heart racing with anticipation. He couldn't wait to marry the love of his life and start their new journey together. When Sarah appeared, in her white wedding dress with a long veil, he felt overwhelmed with emotion, knowing that he was the luckiest man in the world.	During their honeymoon, Sarah and James took a romantic hike through the woods, where they marveled at the beauty around them and held hands as they walked along the wooden bridge . Sarah was wearing her beautiful white wedding dress while James was wearing a white suit and a black tie . As they posed for a picture, they felt grateful to be starting their new life together in such a beautiful place. The sun was shining through the trees.	Sarah's bridal party was made up of her closest friends and family members, who stood by her side every step of the way. They were a constant source of support and love, and during the reception, they gathered around Sarah, celebrating her happiness and joy. There are a couple of young women and some men in the group, all looking at the camera, smiling and having fun . There is a woman in the middle of the group wearing a white tank top and a white dress .

Figure 13: This figure provides an example of scene “wedding”.