

IMPRECISE LABEL LEARNING: A UNIFIED FRAMEWORK FOR LEARNING WITH VARIOUS IMPRECISE LABEL CONFIGURATIONS

Hao Chen^{1*}, Ankit Shah¹, Jindong Wang², Ran Tao¹, Yidong Wang³,
Xing Xie², Masashi Sugiyama^{4,5}, Rita Singh¹, Bhiksha Raj^{1,6}

¹Carnegie Mellon University, ²Microsoft Research Asia, ³Peking University,
⁴RIKEN AIP, ⁵The University of Tokyo, ⁶Mohamed bin Zayed University of AI

ABSTRACT

Learning with reduced labeling standards, such as noisy label, partial label, and multiple label candidates, which we generically refer to as *imprecise* labels, is a commonplace challenge in machine learning tasks. Previous methods tend to propose specific designs for every emerging imprecise label configuration, which is usually unsustainable when multiple configurations of imprecision coexist. In this paper, we introduce imprecise label learning (ILL), a framework for the unification of learning with various imprecise label configurations. ILL leverages expectation-maximization (EM) for modeling the imprecise label information, treating the precise labels as latent variables. Instead of approximating the correct labels for training, it considers the entire distribution of all possible labeling entailed by the imprecise information. We demonstrate that ILL can seamlessly adapt to partial label learning, semi-supervised learning, noisy label learning, and, more importantly, a mixture of these settings. Notably, ILL surpasses the existing specified techniques for handling imprecise labels, marking the first unified framework with robust and effective performance across various challenging settings. We hope our work will inspire further research on this topic, unleashing the full potential of ILL in wider scenarios where precise labels are expensive and complicated to obtain.

1 INTRODUCTION

One of the critical challenges in machine learning is the collection of annotated data for model training (He et al., 2016; Vaswani et al., 2017; Devlin et al., 2018; Dosovitskiy et al., 2020; Radford et al., 2021). Ideally, every data instance would be fully annotated with precise labels. However, collecting such data can be expensive, laborious, time-consuming, and error-prone. Often the labels are just intrinsically difficult to ascertain precisely. Factors such as a lack of annotator expertise and concerns related to privacy can also negatively affect the quality and completeness of the annotations.

In an attempt to circumvent this limitation, several methods have been proposed to permit model learning from the data annotated with reduced labeling standards, which are generally easier to obtain. We will refer to such labels as *imprecise*. Fig. 1 illustrates some typical mechanisms of label imprecision that are commonly addressed in the literature. Label imprecision requires a modification of the standard supervised training mechanism to build models for each specific case. For instance, *partial label learning* (PLL) (Cour et al., 2011; Luo & Orabona, 2010; Feng et al., 2020b; Wang et al., 2019a; Wen et al., 2021; Wu et al., 2022; Wang et al., 2022a) allows instances to have a set of candidate labels, instead of a single definitive one. *Semi-supervised Learning* (SSL) (Lee et al., 2013; Samuli & Timo, 2017; Berthelot et al., 2019b;a; Sohn et al., 2020; Xie et al., 2020b; Zhang et al., 2021b; Wang et al., 2022c; 2023; Chen et al., 2023) seeks to enhance the generalization ability when only a small set of labeled data is available, supplemented by a larger unlabeled set. *Noisy label learning* (NLL) (Xiao et al., 2015a; Bekker & Goldberger, 2016; Goldberger & Ben-Reuven, 2016; Ghosh et al., 2017; Han et al., 2018; Zhang & Sabuncu, 2018; Li et al., 2018; Wang et al., 2019c;

*haoc3@andrew.cmu.edu

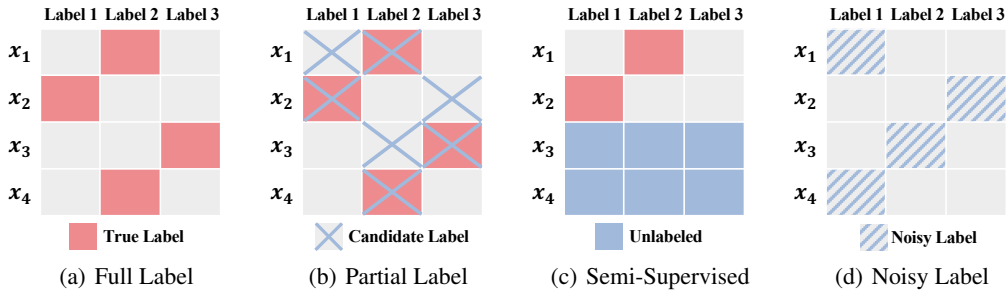


Figure 1: Illustration of the full label and imprecise label configurations. We use an example dataset of 4 training instances and 3 classes. (a) Full label, the annotation is a single true label; (b) Partial label, the annotation is a label candidate set containing true label; (c) Semi-supervised, only part of the dataset is labeled, and the others are unlabeled; (d) Noisy label, the annotation is mislabeled.

Liu et al., 2020; Li et al., 2020; Ma et al., 2020b; Zhang et al., 2021d) deals with noisy scenarios where the labels are corrupted or incorrect. There is a greater variety of other forms of imprecision, including multiple (imprecise) annotations from crowd-sourcing (Ibrahim et al., 2023; Wei et al., 2023), programmable weak supervision (Zhang et al., 2022; Wu et al., 2023a), and bag-level weak supervision (Ilse et al., 2018; Scott & Zhang, 2020; Garg et al., 2021), among others.

While prior arts have demonstrated success in handling individual configurations of label imprecision, their approaches often differ substantially. They are tailored to a *specific* form of imprecision, as depicted in Fig. 2. Such specificity not only imposes the necessity of devising a solution for emerging types of label imprecision scenarios, but also complicates the deployment in practical settings, where the annotations can be highly complex and may involve *multiple coexisting* imprecision configurations. For instance, considering a scenario where both noisy labels and partial labels appear together, it might be challenging to adapt previous methods in NLL or PLL to this scenario since they either rely on the assumption of definite labels (Wei et al., 2023) or the existence of the correct label among label candidates (Campagner, 2021), thus requiring additional algorithmic design. In fact, quite a few recent works have attempted to address the combinations of imprecise labels in this way, such as partial noisy label (Lian et al., 2022a; Xu et al., 2023) and semi-supervised partial label learning (Wang et al., 2019b; Wang & Zhang, 2020). However, simply introducing a more sophisticated or ad-hoc design can hardly scale to other settings. In addition, most of these approaches attempt to infer the correct labels given the imprecise information (*e.g.* through consistency with adjacent data (Lee et al., 2013; Xie et al., 2020a), iterative refinement (Lv et al., 2020; Arachie & Huang, 2021), average over the given labels (Hüllermeier & Cheng, 2015; Lv et al., 2023), etc.), to train the model, which inevitably accumulates error during training, and reduces the generalization performance.

In this paper, we formulate the problem from a different view: rather than taking the imprecise label information provided as a potentially noisy or incomplete attempt at assigning labels to instances, we treat it generically as the information that imposes a deterministic or statistical restriction of the actual applicable true labels. We then train the model over the distribution of all possible labeling entailed by the given imprecise information. More specifically, for a dataset with samples X and imprecise label information I , we treat the inaccessible full and precise labels Y as a latent variable. The model is then trained to maximize the likelihood of the provided information I . Since the likelihood computed over the joint probability $P(X, I; \theta) = \sum_Y P(X, I, Y; \theta)$ must marginalize out Y , the actual information I provided could permit a potentially exponential number of labeling. To deal with the resulting challenge of maximizing the logarithm of an expectation, we use the common approach of *expectation-maximization* (EM) (Dempster et al., 1977), where the E-step computes the expectation of $P(X, I, Y; \theta)$ given the posterior of current belief $P(Y|X, I; \theta^t)$ and the M-step maximizes the tight variational lower bound over $P(X, I; \theta)$. The overall framework is thus largely agnostic to the various nature of label imprecision, with the imprecise label only affecting the manner in which the posterior $P(Y|X, I; \theta^t)$ is computed. In fact, current approaches designed for various imprecise label scenarios can be treated as specific instances of our framework. Thus, our approach can serve as a solution towards a *unified* view for learning with *any* imprecise labels.

While there exist earlier attempts on generalized or EM solutions for different (other) imprecise supervisions or fuzzy observations (Dencœur, 2011; Hüllermeier, 2014; Quost & Denoeux, 2016; Van Rooyen & Williamson, 2017; Zhang et al., 2020), they usually require additional assumptions

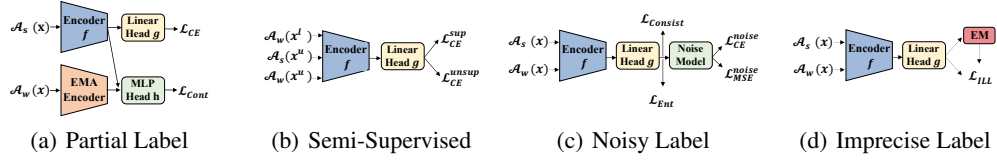


Figure 2: Baseline model pipelines for various imprecise label configurations. (a) PiCO (Wang et al., 2022a) for partial label learning. (b) FixMatch (Sohn et al., 2020) for semi-supervised learning. (c) SOP (Liu et al., 2022) for noisy label learning. (d) The proposed unified framework. It accommodates any imprecise label configurations and also mixed imprecise labels with an EM formulation.

and approximations on the imprecise information for learnability (Campagner, 2021; 2023), thus presenting limited scalability on practical settings (Quost & Denooux, 2016). On the contrary, the unified framework we propose subsumes all of these and naturally extends to the more practical “mixed” style of data, where different types of imprecise labels coexist. Moreover, for noisy labels, our framework inherently enables the learning of a *noise model*, as we will show in Section 3.2.

Through comprehensive experiments, we demonstrate that the proposed imprecise label learning (ILL) framework not only outperforms previous methods for dealing with single imprecise labels, but also presents robustness and effectiveness for mixed label settings, leveraging the full potential to more realistic and challenging scenarios. Our contributions are summarized as follows:

- We propose an EM framework towards the unification of learning from *any* imprecise labels.
- We establish state-of-the-art (SOTA) performance with the proposed method on partial label learning, semi-supervised learning, and noisy label learning, demonstrating our method’s robustness in more diverse, complex label noise scenarios.
- To the best of our knowledge, our work is the first to show the robustness and effectiveness of a single unified method for handling the mixture of various imprecise labels.

2 RELATED WORK

We revisit the relevant work, especially the state-of-the-art popular baselines for learning with individual imprecise label configurations. Let \mathcal{X} denote the input space, and $\mathcal{Y} = [C] := \{1, \dots, C\}$ represent the label space with C distinct labels. A fully annotated training dataset of size N is represented as $\mathcal{D} = \{(\mathbf{x}_i, y_i)\}_{i \in [N]}$. Learning with imprecise labels involves approximating the mapping function $f \circ g : \mathcal{X} \rightarrow \mathcal{Y}$ from a training dataset where the true label y is not fully revealed from the annotation process. Here f is the backbone for feature extraction, g refers to the classifier built on top of the features, and the output from $f \circ g$ is the predicted probability $\mathbf{p}(y|\mathbf{x}; \theta)$, where θ is the learnable parameter for $f \circ g$. In this study, we primarily consider three imprecise label configurations (as illustrated in Fig. 1) and their corresponding representative learning paradigms (as shown in Fig. 2), namely partial label learning, semi-supervised learning, and noisy label learning. A more comprehensive related work, including other forms of imprecision, is provided in Appendix B.

Partial label learning (PLL). PLL aims to learn with a candidate label set $\mathbf{s} \subset \mathcal{Y}$, where the ground truth label $y \in \mathcal{Y}$ is concealed in \mathbf{s} . The training data for partial labels thus becomes $\mathcal{D}_{\text{PLL}} = \{(\mathbf{x}_i, \mathbf{s}_i)\}_{i \in [N]}$. The prior arts in PLL can be roughly divided into identification-based for label disambiguation (Zhang & Yu, 2015; Gong et al., 2017; Xu et al., 2019; Wu et al., 2023b) or average-based for utilizing all candidate labels equally (Hüllermeier & Beringer, 2006; Cour et al., 2011; Lv et al., 2023). PiCO (Wang et al., 2022a) is a recent contrastive method that employs class prototypes to enhance label disambiguation (as shown in Fig. 2(a)). It optimizes the cross-entropy (CE)¹ loss between the prediction of the augmented training sample $\mathcal{A}_w(\mathbf{x})$ and the disambiguated labels $\hat{\mathbf{s}}$. The class prototypes are updated from the features associated with the same pseudo-targets. A contrastive loss, based on MOCO (He et al., 2020), is employed to better learn the feature space, drawing the projected and normalized features \mathbf{z}_w and \mathbf{z}_s of the two augmented versions of data $\mathcal{A}_w(\mathbf{x})$ and $\mathcal{A}_s(\mathbf{x})$ ² closer. The overall objective of PiCO is formulated as follows:

$$\mathcal{L}_{\text{PiCO}} = \mathcal{L}_{\text{CE}}(\mathbf{p}(y|\mathcal{A}_w(\mathbf{x}); \theta), \hat{\mathbf{s}}) + \mathcal{L}_{\text{Cont}}(\mathbf{z}_w, \mathbf{z}_s, \mathcal{M}). \quad (1)$$

¹For simplicity, we use \mathcal{L}_{CE} for labels of the formats of class indices, one-hot vectors, and class probabilities.

²We use \mathcal{A}_w to indicate the weaker data augmentation and \mathcal{A}_s to indicate the stronger data augmentation.

Semi-supervised learning (SSL). SSL is a paradigm for learning with a limited labeled dataset supplemented by a much larger unlabeled dataset. We can define the labeled dataset as $\mathcal{D}_{\text{SSL}}^L = \{(\mathbf{x}_i^L, y_i^L)\}_{i \in [N^L]}$, and the unlabeled dataset as $\mathcal{D}^U = \{\mathbf{x}_j^U\}_{j \in [N^L+1, N^L+N^U]}$, with $N^L \ll N^U$. SSL’s main challenge lies in effectively utilizing the unlabeled data to improve the generalization performance. A general confidence-thresholding based self-training (Xie et al., 2020a; Sohn et al., 2020) pipeline for SSL is shown in Fig. 2(b). Consider FixMatch (Sohn et al., 2020) as an example; there are usually two loss components: the supervised CE loss on labeled data and the unsupervised CE loss on unlabeled data. For the unsupervised objective, the pseudo-labels \hat{y}^u from the network itself are used to train on the unlabeled data. A “strong-weak” augmentation strategy (Xie et al., 2020a) is commonly adopted. To ensure the quality of the pseudo-labels, only the pseudo-labels whose confidence scores \hat{p}^u are greater than a threshold τ are selected to participate in training:

$$\mathcal{L}_{\text{Fix}} = \mathcal{L}_{\text{CE}}(\mathbf{p}(y|\mathcal{A}_w(\mathbf{x}^L); \theta), y^L) + \mathbb{1}(\hat{p}^u \geq \tau) \mathcal{L}_{\text{CE}}(\mathbf{p}(y|\mathcal{A}_s(\mathbf{x}^u); \theta), \hat{y}^u). \quad (2)$$

Noisy label learning (NLL). NLL aims at learning with a dataset of corrupted labels, $\mathcal{D}_{\text{NLL}} = \{(\mathbf{x}_i, \hat{y}_i)\}_{i \in [N]}$. Overfitting to the noisy labels \hat{y} could result in poor generalization performance, even if the training error is optimized towards zero (Zhang et al., 2016a; 2021c). Several strategies to address the noisy labels have been proposed, such as robust loss functions (Ghosh et al., 2017; Zhang & Sabuncu, 2018; Wang et al., 2019c) and noise estimation/correction techniques (Han et al., 2018; Li et al., 2020; Bai et al., 2021; Li et al., 2021b; 2022). We illustrate the NLL pipeline (in Fig. 2(c)) with the recent sparse over-parameterization (SOP) model (Liu et al., 2022), where a sparse *noise model* consisting of parameters $\mathbf{u}_i, \mathbf{v}_i \in [-1, 1]^C$ for each sample is adopted. The noise model transforms the network prediction from the true label distribution into the noisy label distribution. A CE loss and a mean-squared-error (MSE) loss optimize parameter $\{\mathbf{u}_i\}$ and $\{\mathbf{v}_i\}$ respectively:

$$\mathcal{L}_{\text{SOP}} = \mathcal{L}_{\text{CE}}(\phi(\mathbf{p}(y|\mathcal{A}_w(\mathbf{x}); \theta) + \mathbf{m}), \hat{y}) + \mathcal{L}_{\text{MSE}}(\mathbf{p}(y|\mathcal{A}_w(\mathbf{x}); \theta) + \mathbf{m}, \hat{y}), \quad (3)$$

where ϕ denotes the L_∞ normalization and $\mathbf{m}_i = \mathbf{u}_i \odot \mathbf{u}_i \odot \hat{\mathbf{y}}_i^{\text{oh}} - \mathbf{v}_i \odot \mathbf{v}_i \odot (1 - \hat{\mathbf{y}}_i^{\text{oh}})$, with $\hat{\mathbf{y}}_i^{\text{oh}}$ referring to the one-hot version of y_i . Consistency regularization and entropy class-balance regularization are additionally utilized for better performance in SOP (Liu et al., 2022).

Previous attempts to learn from imprecise labels. There are earlier attempts for the generalized solutions of different kinds of imprecise labels/observations. Dencœux (2011) proposed an EM algorithm for the likelihood estimation of fuzzy data and verified the algorithm on linear regression and uni-variate normal mixture estimation. Van Rooyen & Williamson (2017) developed an abstract framework that generically tackles label corruption via the Markov transition. Quost & Denœux (2016) further extended the EM algorithm of fuzzy data on the finite mixture of Gaussians. While relating to these works on the surface, ILL does not require any assumption on the imprecise information or membership function, and generalizes well to more practical settings with noisy labels. Some other works for individual imprecise label learning also related EM framework to their proposed algorithms, but they usually involved the approximation on the EM algorithm (Amini & Gallinari, 2002; Bekker & Goldberger, 2016; Wang et al., 2022a), while ILL is a complete EM view.

3 IMPRECISE LABEL LEARNING

Although current techniques demonstrate potential in addressing particular forms of imprecise labels, they frequently fall short in adaptability and transferability to more complicated and more realistic scenarios where multiple imprecise label types coexist. This section first defines the proposed expectation-maximization (EM) formulation for learning with various imprecise labels. Then, we demonstrate that our unified framework seamlessly extends to partial label learning, semi-supervised label learning, noisy label learning, and the more challenging setting of mixed imprecise label learning. Connections with previous pipelines can also be drawn clearly under the proposed framework.

3.1 A UNIFIED FRAMEWORK FOR LEARNING WITH IMPRECISE LABELS

Exploiting information from imprecise labels. The challenge of learning with imprecise labels lies in learning effectively with inaccurate or incomplete annotation information. Per the analysis above, prior works catering to specific individual imprecise labels either explicitly or implicitly attempt to infer the precise labels from the imprecise label information. For example, partial label learning

concentrates on the disambiguation of the ground truth label from the label candidates (Wang et al., 2022a; Lian et al., 2022b; Xu et al., 2023) or averaging equally over the label candidates (Hüllermeier & Beringer, 2006). In semi-supervised learning, after the model initially learns from the labeled data, the pseudo-labels are treated as correct labels and utilized to conduct self-training on the unlabeled data (Arazo et al., 2020; Sohn et al., 2020). Similarly, for noisy label learning, an integral part that helps mitigate overfitting to random noise is the implementation of an accurate noise model capable of identifying and rectifying the incorrect labels (Li et al., 2020; Liu et al., 2022), thereby ensuring the reliability of the learning process. However, inferring the correct labels from the imprecise labels or utilizing the imprecise labels directly can be very challenging and usually leads to errors accumulated during training (Arazo et al., 2020; Chen et al., 2022), which is also known as the confirmation bias. In this work, we take a different approach: we consider all possible labeling along with their likelihood that the imprecise labels fulfill to train the model, rather than using a single rectified label from the imprecise information. Such an approach also eliminates the requirements for designing different methods for various imprecise label configurations and provides a unified solution instead.

A unified framework for learning with imprecise labels (ILL). Let $X = \{\mathbf{x}_i\}_{i \in [N]}$ represent the features and $Y = \{y_i\}_{i \in [N]}$ represent their precise labels for the training data. Ideally, Y would be fully specified for X . In the imprecise label scenario, however, Y is not provided; instead we obtain imprecise label information I . We view I not as *labels*, but more abstractly as a variable representing the *information* about the labels. From this perspective, the actual labels Y would have a distribution $P(Y|I)$. When the information I provided is the precise true labels of the data, $P(Y|I)$ would be a delta distribution, taking a value 1 at the true label, and 0 elsewhere. If I represents partial labels, then $P(Y|I)$ would have non-zero value over the candidate labels, and be 0 elsewhere. When I represents a set of noisy labels, $P(Y|I)$ would represent the distribution of the true labels, given the noisy labels. When I does not contain any information, i.e., unlabeled data, Y can take any value.

By the maximum likelihood estimation (MLE) principle, we must estimate the model to maximize the likelihood of the data/information we have been provided, namely X and I . Let $P(X, I; \theta)$ represent a parametric form for the joint distribution of X and I ³. Explicitly considering the labels Y , we have $P(X, I; \theta) = \sum_Y P(X, Y, I; \theta)$. The maximum likelihood principle requires us to find:

$$\theta^* = \arg \max_{\theta} \log P(X, I; \theta) = \arg \max_{\theta} \log \sum_Y P(X, Y, I; \theta), \quad (4)$$

with θ^* denotes the optimal value of θ . Eq. (4) features the log of an expectation and cannot generally be solved in closed form, and requires iterative hill-climbing solutions. Of these, arguably the most popular is the expectation-maximization (EM) algorithm (Dempster et al., 1977), which iteratively maximizes a tight variational lower bound on the log-likelihood. In our case, applying it becomes:

$$\begin{aligned} \theta^{t+1} &= \arg \max_{\theta} \mathbb{E}_{Y|X, I; \theta^t} [\log P(X, Y, I; \theta)] \\ &= \arg \max_{\theta} \mathbb{E}_{Y|X, I; \theta^t} [\log P(Y|X; \theta) + \log P(I|X, Y; \theta)], \end{aligned} \quad (5)$$

where θ^t is the t^{th} estimate of the optimal θ . The detailed derivation of the variational lower bound is shown in Appendix C.1. There are several implications from Eq. (5). (i) The expectation over the posterior $P(Y|X, I; \theta^t)$ equates to considering *all* labeling entailed by the imprecise label information I , rather than any single (possibly corrected) choice of label. The computing of the posterior conditioned on imprecise label information I can be related to a *non-deterministic finite automaton* (NFA) (Hopcroft et al., 2001); details are in Appendix C.3. (ii) The property of the second term $\log P(I|X, Y; \theta)$ is dependent on the nature of imprecise label I . If I contains information about the true labels Y , such as the actual labels or the label candidates, it can be reduced to $P(I|Y)$, i.e., the probability of I is no longer dependent on X or θ and thus can be ignored from Eq. (5). If I represents the noisy labels, $P(I|X, Y; \theta)$ instead includes a potentially learnable noise model. (iii) It is a general framework towards the unification of any label configuration, including full labels, partial labels, low-resource labels, noisy labels, etc. In this work, we specialize this solution to partial label learning, semi-supervised learning, noisy label learning, and the mixture of them below.

³The actual parameters θ may apply only to some component such as $P(Y|X; \theta)$ of the overall distribution; we will nonetheless tag the entire distribution $P(X, I; \theta)$ with θ to indicate that it is dependent on θ overall.

3.2 INSTANTIATING THE UNIFIED EM FORMULATION

We illustrate how to seamlessly expand the formulation from Eq. (5) to partial label learning, semi-supervised learning, and noisy label learning, and derive the loss function⁴ for each setting here. The actual imprecise labels only affect the manner in which the posterior $P(Y|X, I; \theta^t)$ is computed for each setting. We show that all learning objectives derived from Eq. (5) naturally include a consistency term with the posterior as the soft target. We also demonstrate that the proposed unified EM framework closely connects with the prior arts, which reveals the potential reason behind the success of these techniques. Note that while we only demonstrate the application of the unified framework to three learning paradigms here, it is flexible and can expand to learning with a mixture of imprecise labels with robust performance, as we will show in Appendix C.2 and Section 4.4.

Partial label learning (PLL). The imprecise label I for partial labels is defined as the label candidate sets $S = \{s_i\}_{i \in [N]}$ containing the true labels. These partial labels indicate that the posterior $P(Y|X, S; \theta^t)$ can only assign its masses on the candidate labels. Since S contains the information about the true labels Y , $P(S|X, Y; \theta)$ reduces to $P(S|Y)$, and thus can be ignored, as we discussed earlier. Substituting S in Eq. (5), we have the loss function of PLL derived using ILL:

$$\mathcal{L}_{\text{ILL}}^{\text{PLL}} = - \sum_{Y \in [C]} P(Y|X, S; \theta^t) \log P(Y|X; \theta) = \mathcal{L}_{\text{CE}}(\mathbf{p}(y|\mathcal{A}_s(\mathbf{x}); \theta), \mathbf{p}(y|\mathcal{A}_w(\mathbf{x}), \mathbf{s}; \theta^t)), \quad (6)$$

where $\mathbf{p}(y|\mathcal{A}_w(\mathbf{x}), \mathbf{s}; \theta^t)$ is the normalized probability that $\sum_{k \in C} p_k = 1$, and $p_k = 0, \forall k \in \mathbf{s}$. Eq. (6) corresponds exactly to consistency regularization (Xie et al., 2020a), with the normalized predicted probability as the soft pseudo-targets. This realization on PLL shares similar insights as (Wu et al., 2022) which exploits a gradually induced loss weight for PLL on multiple augmentations of the data. However, our framework is much simpler and more concise as shown in ??.

Semi-supervised learning (SSL) In SSL, the input X consists of the labeled data X^L and the unlabeled data X^U . The imprecise label for SSL is realized as the limited number of full labels Y^L for X^L . The labels Y^U for unlabeled X^U are unknown and become the latent variable. Interestingly, for the unlabeled data, there is no constraint on possible labels it can take. The posterior $P(Y^U|X^L, X^U, Y^L; \theta)$, which is the actual prediction from the network, can be directly utilized as soft targets for self-training. Since Y^L is conditionally independent with Y^U given X , the second term of Eq. (5): $P(Y^L|X^L, X^U, Y^U; \theta)$, is reduced to $P(Y^L|X^L; \theta)$, which corresponds to the supervised objective on labeled data. The loss function for SSL using ILL thus becomes:

$$\begin{aligned} \mathcal{L}_{\text{ILL}}^{\text{SSL}} &= - \sum_{Y \in [C]} P(Y^U|X^U, X^L, Y^L; \theta^t) \log P(Y^U|X^U, X^L; \theta) - \log P(Y^L|X^L; \theta) \\ &= \mathcal{L}_{\text{CE}}(\mathbf{p}(y|\mathcal{A}_s(\mathbf{x}^u); \theta), \mathbf{p}(y|\mathcal{A}_w(\mathbf{x}^u); \theta^t)) + \mathcal{L}_{\text{CE}}(\mathbf{p}(y|\mathcal{A}_w(\mathbf{x}^L); \theta), y^L) \end{aligned} \quad (7)$$

The first term corresponds to the unsupervised consistency regularization usually employed in SSL, and the second term refers to the supervised CE loss only on labeled data. Eq. (7) has several advantages over the previous methods. It adopts the prediction as soft-targets of all possible labeling on unlabeled data, potentially circumventing the confirmation bias caused by pseudo-labeling and naturally utilizing all unlabeled data which resolves the quantity-quality trade-off commonly existing in SSL (Sohn et al., 2020; Chen et al., 2023). It also indicates that previous pseudo-labeling with confidence threshold implicitly conducts the EM optimization, where the maximal probable prediction approximates the expectation, and the degree of the approximation is determined by the threshold τ .

Noisy label learning (NLL). Things become more complicated here since the noisy labels \hat{Y} do not directly reveal the true information about Y , thus $P(\hat{Y}|Y, X; \theta)$ inherently involves a noise model that needs to be learned. We define a simplified instance-independent⁵ noise transition model $\mathcal{T}(\hat{Y}|Y; \omega)$ with parameters ω , and take a slightly different way to formulate the loss function for NLL:

$$\begin{aligned} \mathcal{L}_{\text{ILL}}^{\text{NLL}} &= - \sum_{Y \in [C]} P(Y|X, \hat{Y}; \theta^t, \omega^t) \log P(Y|X, \hat{Y}; \theta, \omega^t) - \log P(\hat{Y}|X; \theta, \omega) \\ &= \mathcal{L}_{\text{CE}}(\mathbf{p}(y|\mathcal{A}_s(\mathbf{x}), \hat{y}; \theta, \omega^t), \mathbf{p}(y|\mathcal{A}_w(\mathbf{x}), \hat{y}; \theta^t, \omega^t)) + \mathcal{L}_{\text{CE}}(\mathbf{p}(\hat{y}|\mathcal{A}_w(\mathbf{x}); \theta, \omega), \hat{y}), \end{aligned} \quad (8)$$

⁴To formulate the loss function, we convert the problem to minimization of the negative log-likelihood.

⁵A more complicated instance-dependent noise model $\mathcal{T}(\hat{Y}|Y, X; \omega)$ can also be formulated under our unified framework, but not considered in this work.

Table 1: Accuracy of different partial ratio q on CIFAR-10, CIFAR-100, and CUB-200 for **partial label learning**. The best and the second best results are indicated in **bold** and underline respectively.

Dataset	CIFAR-10			CIFAR-100			CUB-200
	0.1	0.3	0.5	0.01	0.05	0.1	0.05
Fully-Supervised	94.91±0.07			73.56±0.10			-
LWS (Wen et al., 2021)	90.30±0.60	88.99±1.43	86.16±0.85	65.78±0.02	59.56±0.33	53.53±0.08	39.74±0.47
PRODEN (Lv et al., 2020)	90.24±0.32	89.38±0.31	87.78±0.07	62.60±0.02	60.73±0.03	56.80±0.29	62.56±0.10
CC (Feng et al., 2020b)	82.30±0.21	79.08±0.07	74.05±0.35	49.76±0.45	47.62±0.08	35.72±0.47	55.61±0.02
MSE (Feng et al., 2020a)	79.97±0.45	75.65±0.28	67.09±0.66	49.17±0.05	46.02±1.82	43.81±0.49	22.07±2.36
EXP (Feng et al., 2020a)	79.23±0.10	75.79±0.21	70.34±1.32	44.45±1.50	41.05±1.40	29.27±2.81	9.44±2.32
PiCO (Wang et al., 2022a)	<u>94.39±0.18</u>	<u>94.18±0.12</u>	<u>93.58±0.06</u>	<u>73.09±0.34</u>	<u>72.74±0.30</u>	<u>69.91±0.24</u>	72.17±0.72
Ours	96.37±0.08	96.26±0.03	95.91±0.05	75.31±0.19	74.58±0.03	74.00±0.02	<u>70.77±0.29</u>

where the parameters ω and θ are learned end-to-end. The first term corresponds to the consistency regularization of prediction conditioned on noisy labels and the second term corresponds to the supervised loss on noisy predictions that are converted from the ground truth predictions. Both quantities are computed using the noise transition model given the noisy label \hat{y} :

$$\mathbf{p}(y|\mathbf{x}, \hat{y}; \theta, \omega^t) \propto \mathbf{p}(y|\mathbf{x}; \theta) \mathcal{T}(\hat{y}|y; \omega^t), \text{ and } \mathbf{p}(\hat{y}|\mathbf{x}; \theta, \omega) = \sum_{y \in [C]} \mathbf{p}(y|\mathbf{x}; \theta) \mathcal{T}(\hat{y}|y; \omega). \quad (9)$$

4 EXPERIMENTS

In this section, we conduct extensive experiments to evaluate ILL. Albeit simple, the ILL framework achieves comparable state-of-the-art performance regarding previous methods on partial label learning, semi-supervised learning, and noisy label learning. Moreover, our experiments show that ILL could be easily extended to a more practical setting with a mixture of various imprecise label configurations. For all settings, we additionally adopt an entropy loss for balancing learned cluster sizes (John Bridle, 1991; Joulin & Bach, 2012), similarly as (Liu et al., 2022; Wang et al., 2023). All experiments are conducted with three random seeds using NVIDIA V100 GPUs.

4.1 PARTIAL LABEL LEARNING

Setup. Following (Wang et al., 2022a), we evaluate our method on partial label learning setting using CIFAR-10 (Krizhevsky et al., 2009), CIFAR-100 (Krizhevsky et al., 2009), and CUB-200 (Welinder et al., 2010). We generate partially labeled datasets by flipping negative labels to false positive labels with a probability q , denoted as a partial ratio. The $C - 1$ negative labels are uniformly aggregated into the ground truth label to form a set of label candidates. We consider $q \in \{0.1, 0.3, 0.5\}$ for CIFAR-10, $q \in \{0.01, 0.05, 0.1\}$ for CIFAR-100, and $q = 0.05$ for CUB-200. We choose six baselines for PLL using ResNet-18 (He et al., 2016): LWS (Wen et al., 2021), PRODEN (Lv et al., 2020), CC (Feng et al., 2020b), MSE and EXP (Feng et al., 2020a), and PiCO (Wang et al., 2022a). The detailed hyper-parameters and comparison with the more recent method R-CR (Wu et al., 2022) that utilizes a different training recipe and model (Zagoruyko & Komodakis, 2016) are shown in Appendix D.2.2.

Results. The results for PLL are shown in Table 1. Our method achieves the best performance compared to the baseline methods. Perhaps more surprisingly, on CIFAR-10 and CIFAR-100, our method even outperforms the fully-supervised reference, indicating the potential better generalization capability using the proposed framework, sharing similar insights as (Wu et al., 2022). While PiCO adopts a contrastive learning objective, our method still surpasses PiCO by an average of **2.13%** on CIFAR-10 and **2.72%** on CIFAR-100. Our approach can be further enhanced by incorporating contrastive learning objectives, potentially leading to more significant performance improvements.

4.2 SEMI-SUPERVISED LEARNING

Setup. For experiments of SSL, we follow the training and evaluation protocols of USB (Wang et al., 2022d) on image and text classification. To construct the labeled dataset for semi-supervised learning, we uniformly select l/C samples from each class and treat the remaining samples as the unlabeled dataset. We present the results on CIFAR-100 and STL-10 (Krizhevsky et al., 2009) for image classification, and IMDB (Maas et al., 2011) and Amazon Review (McAuley & Leskovec,

Table 2: Error rate of different number of labels l on CIFAR-100, STL-10, IMDB, and Amazon Review datasets for **semi-supervised learning**.

Datasets	CIFAR-100		STL-10		IMDB		Amazon Review									
	# Labels	l	200	400	40	100	20	100	250	1000						
AdaMatch (Berthelot et al., 2021)	22.32	± 1.73	16.66	± 0.62	13.64	± 2.49	7.62	± 1.90	8.09	± 0.99	7.11	± 0.20	45.40	± 0.96	40.16	± 0.49
FixMatch (Sohn et al., 2020)	29.60	± 0.90	19.56	± 0.52	16.15	± 1.89	8.11	± 0.68	7.72	± 0.33	7.33	± 0.13	47.61	± 0.83	43.05	± 0.54
FlexMatch (Zhang et al., 2021b)	26.76	± 1.12	18.24	± 0.36	14.40	± 3.11	8.17	± 0.78	7.82	± 0.77	7.41	± 0.38	45.73	± 1.60	42.25	± 0.33
CoMatch (Li et al., 2021a)	35.08	± 0.69	25.35	± 0.50	15.12	± 1.88	9.56	± 1.35	7.44	± 0.30	7.72	± 1.14	48.76	± 0.90	43.36	± 0.21
SimMatch (Zheng et al., 2022)	23.78	± 1.08	17.06	± 0.78	11.77	± 3.20	7.55	± 1.86	7.93	± 0.55	7.08	± 0.33	45.91	± 0.95	42.21	± 0.30
FreeMatch (Wang et al., 2023)	21.40	± 0.30	15.65	± 0.26	12.73	± 3.22	8.52	± 0.53	8.94	± 0.21	7.95	± 0.45	46.41	± 0.60	42.64	± 0.06
SoftMatch (Chen et al., 2023)	22.67	± 1.32	16.84	± 0.66	13.55	± 3.16	7.84	± 1.72	7.76	± 0.58	7.97	± 0.72	45.29	± 0.95	42.21	± 0.20
Ours	<u>22.06</u>	± 1.06	<u>16.40</u>	± 0.54	11.09	± 0.71	8.10	± 1.02	7.32	± 0.12	7.64	± 0.67	43.96	± 0.32	42.32	± 0.02

Table 3: Accuracy of synthetic noise on CIFAR-10 and CIFAR-100 and instance noise on Clothing1M and WebVision for **noisy label learning**. We use noise ratio of $\{0.2, 0.5, 0.8\}$ for synthetic symmetric noise and 0.4 for asymmetric label noise. The instance noise ratio is unknown.

Dataset	CIFAR-10				CIFAR-100				Clothing1M	WebVision										
	Noise Type	Sym.		Asym.	Sym.		Asym.	Ins.	Ins.											
Noise Ratio η	0.2	0.5	0.8	0.4	0.2	0.5	0.8	0.4	-	-										
CE	87.20	80.70	65.80	82.20	58.10	47.10	23.80	43.30	69.10	-										
Mixup (Zhang et al., 2017)	93.50	87.90	72.30	-	69.90	57.30	33.60	-	-	-										
DivideMix (Li et al., 2020)	96.10	94.60	93.20	93.40	77.10	74.60	60.20	72.10	74.26	<u>77.32</u>										
ELR (Liu et al., 2020)	95.80	94.80	93.30	93.00	<u>77.70</u>	73.80	60.80	77.50	72.90	76.20										
SOP (Liu et al., 2022)	<u>96.30</u>	<u>95.50</u>	<u>94.00</u>	<u>93.80</u>	78.80	75.90	<u>63.30</u>	78.00	73.50	76.60										
Ours	96.78	± 0.11	96.6	± 0.15	94.31	± 0.07	94.75	± 0.81	77.49	± 0.28	<u>75.51</u>	± 0.52	66.46	± 0.72	75.82	± 1.89	<u>74.02</u>	± 0.12	79.37	± 0.09

2013) for text classification. We compare with the current methods with confidence thresholding, such as FixMatch (Sohn et al., 2020), AdaMatch (Berthelot et al., 2021), FlexMatch (Zhang et al., 2021b), FreeMatch (Wang et al., 2023), and SoftMatch (Chen et al., 2023). We also compare with methods with the contrastive loss, CoMatch (Li et al., 2021a) and SimMatch (Zheng et al., 2022). A full comparison of the USB datasets and hyper-parameters are shown in Appendix D.3.

Results. We present the results for SSL on Table 2. Although no individual SSL algorithm dominates the USB benchmark (Wang et al., 2022d), our method still shows competitive performance. Notably, our method performs best on STL-10 with 40 labels and Amazon Review with 250 labels, outperforming the previous best by **0.68%** and **1.33%**. In the other settings, the performance of our method is also very close to the best-performing methods. More remarkably, our method does not employ any thresholding, re-weighting, or contrastive techniques to achieve current results, demonstrating a significant potential to be further explored in SSL for even better performance.

4.3 NOISY LABEL LEARNING

Setup. We conduct the experiments of NLL following SOP (Liu et al., 2022) on both synthetic symmetric/asymmetric noise on CIFAR-10 and CIFAR-100, and more realistic and larger-scale instance noise on Clothing1M (Xiao et al., 2015b), and WebVision (Li et al., 2017). To introduce the synthetic symmetric noise to CIFAR-10 and CIFAR-100, we uniformly flip labels for a probability η into other classes. For asymmetric noise, we only randomly flip the labels for particular pairs of classes. We mainly select three previous best methods as baselines: DivideMix (Li et al., 2020); ELR (Liu et al., 2020); and SOP (Liu et al., 2022). We also include the normal cross-entropy (CE) training and mixup (Zhang et al., 2017) as baselines. More comparisons regarding other methods (Patrini et al., 2016; Han et al., 2018) and on CIFAR-10N (Wei et al., 2021) are shown in Appendix D.4.

Results. We present the noisy label learning results in Table 3. The proposed method is comparable to the previous best methods. On synthetic noise of CIFAR-10, our method demonstrates the best performance on both symmetric noise and asymmetric noise. On CIFAR-100, our method generally produces similar results comparable to SOP. One may notice that our method shows inferior performance on asymmetric noise of CIFAR-100; we argue this is mainly due to the oversimplification of the noise transition model. Our method also achieves the best results on WebVision, outperforming the previous best by **2.05%**. On Clothing1M, our results are also very close to DivideMix, which trains for 80 epochs compared to 10 epochs in ours, and no doubt further training improves performance.

Table 4: Accuracy comparison of **mixture of different imprecise labels**. We report results of full labels, partial ratio q of 0.1 (0.01) and 0.3 (0.05) for CIFAR-10 (CIFAR-100), and noise ratio η of 0.1, 0.2, and 0.3 for CIFAR-10 and CIFAR-100.

Method	q	CIFAR-10, $l=50000$			q	CIFAR-100, $l=50000$		
		$\eta=0.1$	$\eta=0.2$	$\eta=0.3$		$\eta=0.1$	$\eta=0.2$	$\eta=0.3$
PiCO+ (Wang et al., 2022b)	0.1	93.64	93.13	92.18	0.01	71.42	70.22	66.14
IRNet (Lian et al., 2022b)		93.44	92.57	92.38		71.17	70.10	68.77
DALI (Xu et al., 2023)		94.15	94.04	93.77		72.26	71.98	71.04
PiCO+ Mixup (Xu et al., 2023)		94.58	94.74	94.43		75.04	74.31	71.79
DALI Mixup (Xu et al., 2023)		<u>95.83</u>	<u>95.86</u>	<u>95.75</u>		<u>76.52</u>	<u>76.55</u>	<u>76.09</u>
Ours		96.47\pm0.11	96.09\pm0.20	95.83\pm0.05		77.53\pm0.24	76.96\pm0.02	76.43\pm0.27
PiCO+ (Wang et al., 2022b)	0.3	92.32	92.22	89.95	0.05	69.40	66.67	62.24
IRNet (Lian et al., 2022b)		92.81	92.18	91.35		70.73	69.33	68.09
DALI (Xu et al., 2023)		93.44	93.25	92.42		72.28	71.35	70.05
PiCO+ Mixup (Xu et al., 2023)		94.02	94.03	92.94		73.06	71.37	67.56
DALI Mixup (Xu et al., 2023)		<u>95.52</u>	<u>95.41</u>	<u>94.67</u>		<u>76.87</u>	<u>75.23</u>	<u>74.49</u>
Ours		96.2\pm0.02	95.87\pm0.14	95.22\pm0.06		77.07\pm0.16	76.34\pm0.08	75.13\pm0.63

Table 5: Robust test accuracy results of our method on **more mixture of imprecise label configurations**. l , q and η are the number of labels, partial, and noise ratio.

l	q	CIFAR10				l	q	CIFAR100			
		$\eta=0.0$	$\eta=0.1$	$\eta=0.2$	$\eta=0.3$			$\eta=0.0$	$\eta=0.1$	$\eta=0.2$	$\eta=0.3$
5,000	0.1	95.29 \pm 0.18	93.90 \pm 0.11	92.02 \pm 0.22	89.02 \pm 0.63	10,000	0.01	69.90 \pm 0.23	68.74 \pm 0.15	66.87 \pm 0.34	65.34 \pm 0.02
	0.3	95.13 \pm 0.16	92.95 \pm 0.37	90.14 \pm 0.61	87.31 \pm 0.27		0.05	69.85 \pm 0.20	68.08 \pm 0.28	66.78 \pm 0.43	64.83 \pm 0.17
	0.5	95.04 \pm 0.10	92.18 \pm 0.52	88.39 \pm 0.62	83.09 \pm 0.56		0.10	68.92 \pm 0.45	67.15 \pm 0.63	64.44 \pm 1.29	60.26 \pm 1.96
1,000	0.1	94.48 \pm 0.09	91.68 \pm 0.17	87.17 \pm 0.51	81.04 \pm 1.13	5,000	0.01	65.66 \pm 0.27	63.13 \pm 0.27	60.93 \pm 0.17	58.36 \pm 0.56
	0.3	94.35 \pm 0.05	89.94 \pm 1.90	82.06 \pm 1.52	69.20 \pm 2.16		0.05	65.06 \pm 0.04	62.28 \pm 0.47	58.92 \pm 0.34	53.24 \pm 1.69
	0.5	93.92 \pm 0.29	86.34 \pm 2.37	70.86 \pm 2.78	38.19 \pm 6.55		0.10	63.32 \pm 0.55	58.73 \pm 1.33	53.27 \pm 1.57	46.19 \pm 1.04

4.4 MIXED IMPRECISE LABEL LEARNING

Setup. We evaluate on CIFAR-10 and CIFAR-100 in a more challenging and realistic setting, the mixture of various imprecise label configurations, with unlabeled, partially labeled, and noisy labeled data existing simultaneously. We first sample the labeled dataset and treat other samples as the unlabeled. On the labeled dataset, we generate partial labels and randomly corrupt the true label of the partial labels. We set $l \in \{1000, 5000, 50000\}$ for CIFAR-10, and $l \in \{5000, 10000, 50000\}$ for CIFAR-100. For partial labels, we set $q \in \{0.1, 0.3, 0.5\}$ for CIFAR-10, and $q \in \{0.01, 0.05, 0.1\}$ for CIFAR-100. For noisy labels, we set $\eta \in \{0, 0.1, 0.2, 0.3\}$ for both datasets. Since there is no prior work that can handle all settings all at once, we compare on partial noisy label learning with PiCO+ (Wang et al., 2022b), IRNet (Lian et al., 2022b), and DALI (Xu et al., 2023).⁶

Results. We report the comparison with partial noisy label learning methods in Table 4. Compared to previous methods, the proposed method achieves the best performance. Despite the simplicity, our method outperforms PiCO+ and DALI with mixup, showing the effectiveness of dealing with mixed imprecise labels. We also report the results of our methods on more mixed imprecise label configurations in Table 5. Our method demonstrates significant robustness against various settings of the size of labeled data, partial ratio, and noise ratio. Note that this is the first work that naturally deals with all three imprecise label configurations simultaneously, with superior performance than previous methods handling specific types or combinations of label configurations. This indicates the enormous potential of our work in realistic applications for handling more complicated data annotations.

5 CONCLUSION

We present the imprecise label learning (ILL) framework, a unified and consolidated solution for learning from all types of imprecise labels. ILL effectively employs an expectation-maximization (EM) algorithm for maximum likelihood estimation (MLE) of the distribution over the latent ground truth labels Y , imprecise label information I , and data X . It naturally extends and encompasses previous formulations for various imprecise label settings, achieving promising results. Notably, in scenarios where mixed configurations of imprecise labels coexist, our method exhibits substantial robustness against diverse forms of label imprecision. The potential **broader impact** of the ILL framework is substantial. It stands poised to transform domains where obtaining precise labels poses a challenge, offering a simple, unified, and effective approach to such contexts. Beyond the three

⁶Although there are also prior efforts on partial semi-supervised learning (Wang et al., 2019b; Wang & Zhang, 2020), they do not scale on simple dataset even on CIFAR-10. Thus, they are ignored for comparison.

imprecise label configurations we have demonstrated in this study, the ILL framework shows promise for an extension to more intricate scenarios such as multi-instance learning (Ilse et al., 2018) and multi-label crowd-sourcing learning (Ibrahim et al., 2023). However, it is also crucial to acknowledge the **limitations** of the ILL framework. Although its effectiveness has been substantiated on relatively smaller-scale datasets, additional empirical validation is necessary to assess its scalability to larger datasets. Furthermore, our study only considers balanced datasets; thus, the performance of the ILL framework when dealing with imbalanced data and open-set data still remains an open area for future exploration. We anticipate that our study will constitute a significant stride towards a comprehensive solution for imprecise label learning and catalyze further research in this crucial field.

REFERENCES

- Yelp dataset: http://www.yelp.com/dataset_challenge. URL http://www.yelp.com/dataset_challenge.
- Massih-Reza Amini and Patrick Gallinari. Semi-supervised logistic regression. In *ECAI*, volume 2, pp. 11, 2002.
- Chidubem Arachie and Bert Huang. Constrained labeling for weakly supervised learning. In *Uncertainty in Artificial Intelligence*, pp. 236–246. PMLR, 2021.
- Eric Arazo, Diego Ortego, Paul Albert, Noel E. O’Connor, and Kevin McGuinness. Unsupervised label noise modeling and loss correction, 2019.
- Eric Arazo, Diego Ortego, Paul Albert, Noel E O’Connor, and Kevin McGuinness. Pseudo-labeling and confirmation bias in deep semi-supervised learning. In *2020 International Joint Conference on Neural Networks (IJCNN)*, pp. 1–8. IEEE, 2020.
- Yingbin Bai, Erkun Yang, Bo Han, Yanhua Yang, Jiatong Li, Yinian Mao, Gang Niu, and Tongliang Liu. Understanding and improving early stopping for learning with noisy labels, 2021.
- Alan Joseph Bekker and Jacob Goldberger. Training deep neural-networks based on unreliable labels. In *2016 IEEE International Conference on Acoustics, Speech and Signal Processing (ICASSP)*, pp. 2682–2686, 2016. doi: 10.1109/ICASSP.2016.7472164.
- David Berthelot, Nicholas Carlini, Ekin D Cubuk, Alex Kurakin, Kihyuk Sohn, Han Zhang, and Colin Raffel. Remixmatch: Semi-supervised learning with distribution matching and augmentation anchoring. In *International Conference on Learning Representations (ICLR)*, 2019a.
- David Berthelot, Nicholas Carlini, Ian Goodfellow, Nicolas Papernot, Avital Oliver, and Colin A Raffel. Mixmatch: A holistic approach to semi-supervised learning. *Advances in Neural Information Processing Systems (NeurIPS)*, 32, 2019b.
- David Berthelot, Rebecca Roelofs, Kihyuk Sohn, Nicholas Carlini, and Alex Kurakin. Adamatch: A unified approach to semi-supervised learning and domain adaptation. *International Conference on Learning Representations (ICLR)*, 2021.
- Zhaowei Cai, Avinash Ravichandran, Paolo Favaro, Manchen Wang, Davide Modolo, Rahul Bhotika, Zhuowen Tu, and Stefano Soatto. Semi-supervised vision transformers at scale. *Advances in Neural Information Processing Systems (NeurIPS)*, 2022.
- Andrea Campagner. Learnability in “learning from fuzzy labels”. In *2021 IEEE International Conference on Fuzzy Systems (FUZZ-IEEE)*, pp. 1–6. IEEE, 2021.
- Andrea Campagner. Learning from fuzzy labels: Theoretical issues and algorithmic solutions. *International Journal of Approximate Reasoning*, pp. 108969, 2023.
- Ming-Wei Chang, Lev-Arie Ratinov, Dan Roth, and Vivek Srikumar. Importance of semantic representation: Dataless classification. In *AAAI*, volume 2, pp. 830–835, 2008.
- Baixu Chen, Jinguang Jiang, Ximei Wang, Jianmin Wang, and Mingsheng Long. Debaised pseudo labeling in self-training. *arXiv preprint arXiv:2202.07136*, 2022.
- Hao Chen, Ran Tao, Yue Fan, Yidong Wang, Jindong Wang, Bernt Schiele, Xing Xie, Bhiksha Raj, and Marios Savvides. Softmatch: Addressing the quantity-quality trade-off in semi-supervised learning. In *International Conference on Learning Representations (ICLR)*, 2023.
- Hao Cheng, Zhaowei Zhu, Xingyu Li, Yifei Gong, Xing Sun, and Yang Liu. Learning with instance-dependent label noise: A sample sieve approach. *arXiv preprint arXiv:2010.02347*, 2020.
- Adam Coates, Andrew Ng, and Honglak Lee. An analysis of single-layer networks in unsupervised feature learning. In *Proceedings of the fourteenth international conference on artificial intelligence and statistics*, pp. 215–223. JMLR Workshop and Conference Proceedings, 2011.

- Timothee Cour, Ben Sapp, and Ben Taskar. Learning from partial labels. *The Journal of Machine Learning Research*, 12:1501–1536, 2011.
- Ekin D Cubuk, Barret Zoph, Jonathon Shlens, and Quoc V Le. Randaugment: Practical automated data augmentation with a reduced search space. In *Proceedings of the IEEE/CVF Conference on Computer Vision and Pattern Recognition Workshops (CVPR)*, pp. 702–703, 2020.
- Arthur P Dempster, Nan M Laird, and Donald B Rubin. Maximum likelihood from incomplete data via the em algorithm. *Journal of the royal statistical society: series B (methodological)*, 39(1): 1–22, 1977.
- Jia Deng, Wei Dong, Richard Socher, Li-Jia Li, Kai Li, and Li Fei-Fei. Imagenet: A large-scale hierarchical image database. In *2009 IEEE Conference on Computer Vision and Pattern Recognition (CVPR)*, pp. 248–255, 2009. doi: 10.1109/CVPR.2009.5206848.
- Thierry Denœux. Maximum likelihood estimation from fuzzy data using the em algorithm. *Fuzzy sets and systems*, 183(1):72–91, 2011.
- Jacob Devlin, Ming-Wei Chang, Kenton Lee, and Kristina Toutanova. Bert: Pre-training of deep bidirectional transformers for language understanding. *arXiv preprint arXiv:1810.04805*, 2018.
- Thomas G Dietterich, Richard H Lathrop, and Tomás Lozano-Pérez. Solving the multiple instance problem with axis-parallel rectangles. *Artificial intelligence*, 89(1-2):31–71, 1997.
- Alexey Dosovitskiy, Lucas Beyer, Alexander Kolesnikov, Dirk Weissenborn, Xiaohua Zhai, Thomas Unterthiner, Mostafa Dehghani, Matthias Minderer, Georg Heigold, Sylvain Gelly, et al. An image is worth 16x16 words: Transformers for image recognition at scale. *arXiv preprint arXiv:2010.11929*, 2020.
- Lei Feng, Takuo Kaneko, Bo Han, Gang Niu, Bo An, and Masashi Sugiyama. Learning with multiple complementary labels. In *Proceedings of the International Conference on Machine Learning (ICML)*, pp. 3072–3081. PMLR, 2020a.
- Lei Feng, Jiaqi Lv, Bo Han, Miao Xu, Gang Niu, Xin Geng, Bo An, and Masashi Sugiyama. Provably consistent partial-label learning. *ArXiv*, abs/2007.08929, 2020b.
- James Foulds and Eibe Frank. A review of multi-instance learning assumptions. *The knowledge engineering review*, 25(1):1–25, 2010.
- Saurabh Garg, Yifan Wu, Alex Smola, Sivaraman Balakrishnan, and Zachary C. Lipton. Mixture proportion estimation and pu learning: A modern approach, 2021.
- Aritra Ghosh, Himanshu Kumar, and P. Shanti Sastry. Robust loss functions under label noise for deep neural networks. In *Proceedings of the AAAI Conference on Artificial Intelligence (AAAI)*, 2017.
- Jacob Goldberger and Ehud Ben-Reuven. Training deep neural-networks using a noise adaptation layer. In *International Conference on Learning Representations (ICLR)*, 2016.
- Chen Gong, Tongliang Liu, Yuanyan Tang, Jian Yang, Jie Yang, and Dacheng Tao. A regularization approach for instance-based superset label learning. *IEEE transactions on cybernetics*, 48(3): 967–978, 2017.
- Alex Graves, Santiago Fernández, Faustino Gomez, and Jürgen Schmidhuber. Connectionist temporal classification: labelling unsegmented sequence data with recurrent neural networks. In *Proceedings of the International Conference on Machine Learning (ICML)*, pp. 369–376, 2006.
- Bo Han, Quanming Yao, Xingrui Yu, Gang Niu, Miao Xu, Weihua Hu, Ivor Wai-Hung Tsang, and Masashi Sugiyama. Co-teaching: Robust training of deep neural networks with extremely noisy labels. *Advances in Neural Information Processing Systems (NeurIPS)*, 2018.
- Kaiming He, Xiangyu Zhang, Shaoqing Ren, and Jian Sun. Deep residual learning for image recognition. In *Proceedings of the IEEE/CVF Conference on Computer Vision and Pattern Recognition (CVPR)*, pp. 770–778, 2016.

- Kaiming He, Haoqi Fan, Yuxin Wu, Saining Xie, and Ross Girshick. Momentum contrast for unsupervised visual representation learning. *Proceedings of IEEE/CVF Conference on Computer Vision and Pattern Recognition (CVPR)*, Jun 2020. doi: 10.1109/cvpr42600.2020.00975. URL <http://dx.doi.org/10.1109/cvpr42600.2020.00975>.
- Patrick Helber, Benjamin Bischke, Andreas Dengel, and Damian Borth. Eurosat: A novel dataset and deep learning benchmark for land use and land cover classification. *IEEE Journal of Selected Topics in Applied Earth Observations and Remote Sensing*, 2019.
- John E Hopcroft, Rajeev Motwani, and Jeffrey D Ullman. Introduction to automata theory, languages, and computation. *Acm Sigact News*, 32(1):60–65, 2001.
- Eyke Hüllermeier. Learning from imprecise and fuzzy observations: Data disambiguation through generalized loss minimization. *International Journal of Approximate Reasoning*, 55(7):1519–1534, 2014.
- Eyke Hüllermeier and Jürgen Beringer. Learning from ambiguously labeled examples. *Intelligent Data Analysis*, 10(5):419–439, 2006.
- Eyke Hüllermeier and Weiwei Cheng. Superset learning based on generalized loss minimization. In *Machine Learning and Knowledge Discovery in Databases: European Conference, ECML PKDD 2015, Porto, Portugal, September 7-11, 2015, Proceedings, Part II 15*, pp. 260–275. Springer, 2015.
- Shahana Ibrahim, Tri Nguyen, and Xiao Fu. Deep learning from crowdsourced labels: Coupled cross-entropy minimization, identifiability, and regularization. In *International Conference on Learning Representations (ICLR)*, 2023.
- Maximilian Ilse, Jakob Tomczak, and Max Welling. Attention-based deep multiple instance learning. In *International Conference on Machine Learning (ICML)*, pp. 2127–2136. PMLR, 2018.
- Ahmet Iscen, Giorgos Tolias, Yannis Avrithis, and Ondrej Chum. Label propagation for deep semi-supervised learning. In *Proceedings of the IEEE/CVF Conference on Computer Vision and Pattern Recognition Workshops (CVPR)*, 2019.
- David MacKay John Bridle, Anthony Heading. Unsupervised classifiers, mutual information and 'phantom targets. *Advances in Neural Information Processing Systems (NeurIPS)*, 1991.
- Armand Joulin and Francis Bach. A convex relaxation for weakly supervised classifiers. In *Proceedings of the International Conference on Machine Learning (ICML)*. PMLR, 2012.
- Alex Krizhevsky et al. Learning multiple layers of features from tiny images. 2009.
- Dong-Hyun Lee et al. Pseudo-label: The simple and efficient semi-supervised learning method for deep neural networks. In *Workshop on challenges in representation learning, ICML*, pp. 896, 2013.
- Junnan Li, Yongkang Wong, Qi Zhao, and M. Kankanhalli. Learning to learn from noisy labeled data. In *Proceedings of the IEEE/CVF Conference on Computer Vision and Pattern Recognition (CVPR)*, pp. 5046–5054, 2018.
- Junnan Li, Richard Socher, and Steven C.H. Hoi. Dividemix: Learning with noisy labels as semi-supervised learning. In *International Conference on Learning Representations (ICLR)*, 2020.
- Junnan Li, Caiming Xiong, and Steven CH Hoi. Comatch: Semi-supervised learning with contrastive graph regularization. In *Proceedings of the IEEE/CVF International Conference on Computer Vision (CVPR)*, pp. 9475–9484, 2021a.
- Junnan Li, Caiming Xiong, and Steven CH Hoi. Learning from noisy data with robust representation learning. In *Proceedings of the IEEE/CVF International Conference on Computer Vision (CVPR)*, pp. 9485–9494, 2021b.
- Shikun Li, Xiaobo Xia, Shiming Ge, and Tongliang Liu. Selective-supervised contrastive learning with noisy labels. *2022 IEEE/CVF Conference on Computer Vision and Pattern Recognition (CVPR)*, Jun 2022. doi: 10.1109/cvpr52688.2022.00041. URL <http://dx.doi.org/10.1109/CVPR52688.2022.00041>.

- Wen Li, Limin Wang, Wei Li, Eirikur Agustsson, and Luc Van Gool. Webvision database: Visual learning and understanding from web data, 2017.
- Zheng Lian, Mingyu Xu, Lan Chen, Licai Sun, Bin Liu, and Jianhua Tao. Arnet: Automatic refinement network for noisy partial label learning. *arXiv preprint arXiv:2211.04774*, 2022a.
- Zheng Lian, Mingyu Xu, Lan Chen, Licai Sun, Bin Liu, and Jianhua Tao. Inet: Iterative refinement network for noisy partial label learning, 2022b.
- Liping Liu and Thomas Dietterich. A conditional multinomial mixture model for superset label learning. *Advances in Neural Information Processing Systems (NeurIPS)*, 25, 2012.
- Sheng Liu, Jonathan Niles-Weed, Narges Razavian, and Carlos Fernandez-Granda. Early-learning regularization prevents memorization of noisy labels. *Advances in Neural Information Processing Systems (NeurIPS)*, 33, 2020.
- Sheng Liu, Zhihui Zhu, Qing Qu, and Chong You. Robust training under label noise by over-parameterization. In Kamalika Chaudhuri, Stefanie Jegelka, Le Song, Csaba Szepesvari, Gang Niu, and Sivan Sabato (eds.), *Proceedings of the International Conference on Machine Learning (ICML)*, volume 162 of *Proceedings of Machine Learning Research*, pp. 14153–14172. PMLR, 17–23 Jul 2022. URL <https://proceedings.mlr.press/v162/liu22w.html>.
- Tongliang Liu and Dacheng Tao. Classification with noisy labels by importance reweighting. In *IEEE Transactions on pattern analysis and machine intelligence*, pp. 447–461, 2016.
- Jie Luo and Francesco Orabona. Learning from candidate labeling sets. *Advances in Neural Information Processing Systems (NeurIPS)*, 2010.
- Jiaqi Lv, Miao Xu, Lei Feng, Gang Niu, Xin Geng, and Masashi Sugiyama. Progressive identification of true labels for partial-label learning. In *Proceedings of the International Conference on Machine Learning (ICML)*, pp. 6500–6510. PMLR, 2020.
- Jiaqi Lv, Biao Liu, Lei Feng, Ning Xu, Miao Xu, Bo An, Gang Niu, Xin Geng, and Masashi Sugiyama. On the robustness of average losses for partial-label learning. *IEEE Transactions on Pattern Analysis and Machine Intelligence*, pp. 1–15, 2023. ISSN 1939-3539. doi: 10.1109/tpami.2023.3275249. URL <http://dx.doi.org/10.1109/TPAMI.2023.3275249>.
- Xingjun Ma, Hanxun Huang, Yisen Wang, Simone Romano, Sarah Erfani, and James Bailey. Normalized loss functions for deep learning with noisy labels. In *Proceedings of the International Conference on Machine Learning (ICML)*, 2020a.
- Xingjun Ma, Hanxun Huang, Yisen Wang, Simone Romano, Sarah Monazam Erfani, and James Bailey. Normalized loss functions for deep learning with noisy labels. In *Proceedings of the International Conference on Machine Learning (ICML)*, 2020b.
- Andrew Maas, Raymond E Daly, Peter T Pham, Dan Huang, Andrew Y Ng, and Christopher Potts. Learning word vectors for sentiment analysis. In *Proceedings of the 49th annual meeting of the association for computational linguistics: Human language technologies*, pp. 142–150, 2011.
- Oded Maron and Tomás Lozano-Pérez. A framework for multiple-instance learning. *Advances in Neural Information Processing Systems (NeurIPS)*, 10, 1997.
- Julian McAuley and Jure Leskovec. Hidden factors and hidden topics: understanding rating dimensions with review text. In *Proceedings of the 7th ACM conference on Recommender systems*, pp. 165–172, 2013.
- Takeru Miyato, Shin-ichi Maeda, Masanori Koyama, and Shin Ishii. Virtual adversarial training: a regularization method for supervised and semi-supervised learning. *IEEE transactions on Pattern Analysis and Machine Intelligence*, 41(8):1979–1993, 2018.
- Nam Nguyen and Rich Caruana. Classification with partial labels. In *Proceedings of the 14th ACM SIGKDD International Conference on Knowledge Discovery & Data Mining*, pp. 551–559, 2008.

- Curtis Northcutt, Lu Jiang, and Isaac Chuang. Confident learning: Estimating uncertainty in dataset labels. *Journal of Artificial Intelligence Research*, 70:1373–1411, Apr 2021. ISSN 1076-9757. doi: 10.1613/jair.1.12125. URL <http://dx.doi.org/10.1613/jair.1.12125>.
- Giorgio Patrini, Alessandro Rozza, Aditya Krishna Menon, Richard Nock, and Lizhen Qu. Making deep neural networks robust to label noise: A loss correction approach. In *Proceedings of the IEEE/CVF Conference on Computer Vision and Pattern Recognition (CVPR)*, pp. 2233–2241, 2016.
- Hieu Pham, Zihang Dai, Qizhe Xie, and Quoc V Le. Meta pseudo labels. In *Proceedings of the IEEE/CVF Conference on Computer Vision and Pattern Recognition (CVPR)*, pp. 11557–11568, 2021.
- Benjamin Quost and Thierry Denoeux. Clustering and classification of fuzzy data using the fuzzy em algorithm. *Fuzzy Sets and Systems*, 286:134–156, 2016.
- Alec Radford, Jong Wook Kim, Chris Hallacy, Aditya Ramesh, Gabriel Goh, Sandhini Agarwal, Girish Sastry, Amanda Askell, Pamela Mishkin, Jack Clark, et al. Learning transferable visual models from natural language supervision. In *Proceedings of the International Conference on Machine Learning (ICML)*, pp. 8748–8763. PMLR, 2021.
- Laine Samuli and Aila Timo. Temporal ensembling for semi-supervised learning. In *International Conference on Learning Representations (ICLR)*, pp. 6, 2017.
- Clayton Scott and Jianxin Zhang. Learning from label proportions: A mutual contamination framework. *Advances in Neural Information Processing Systems (NeurIPS)*, 33:22256–22267, 2020.
- Kihyuk Sohn, David Berthelot, Nicholas Carlini, Zizhao Zhang, Han Zhang, Colin A Raffel, Ekin Dogus Cubuk, Alexey Kurakin, and Chun-Liang Li. Fixmatch: Simplifying semi-supervised learning with consistency and confidence. *Advances in Neural Information Processing Systems (NeurIPS)*, 33, 2020.
- Hwanjun Song, Minseok Kim, and Jae-Gil Lee. SELFIE: Refurbishing unclean samples for robust deep learning. In Kamalika Chaudhuri and Ruslan Salakhutdinov (eds.), *Proceedings of the International Conference on Machine Learning (ICML)*, volume 97 of *Proceedings of Machine Learning Research*, pp. 5907–5915. PMLR, 09–15 Jun 2019. URL <https://proceedings.mlr.press/v97/song19b.html>.
- Hwanjun Song, Minseok Kim, Dongmin Park, Yooju Shin, and Jae-Gil Lee. Learning from noisy labels with deep neural networks: A survey. *IEEE Transactions on Neural Networks and Learning Systems*, pp. 1–19, 2022. ISSN 2162-2388. doi: 10.1109/tnnls.2022.3152527. URL <http://dx.doi.org/10.1109/TNNLS.2022.3152527>.
- Jong-Chyi Su and Subhansu Maji. The semi-supervised inaturalist-aves challenge at fgvc7 workshop. *arXiv preprint arXiv:2103.06937*, 2021.
- Daiki Tanaka, Daiki Ikami, Toshihiko Yamasaki, and Kiyoharu Aizawa. Joint optimization framework for learning with noisy labels. *2018 IEEE/CVF Conference on Computer Vision and Pattern Recognition (CVPR)*, Jun 2018. doi: 10.1109/cvpr.2018.00582. URL <http://dx.doi.org/10.1109/CVPR.2018.00582>.
- Qingping Tao, Stephen Scott, NV Vinodchandran, and Thomas Takeo Osugi. Svm-based generalized multiple-instance learning via approximate box counting. In *Proceedings of the International Conference on Machine Learning (ICML)*, pp. 101, 2004a.
- Qingping Tao, Stephen Scott, NV Vinodchandran, Thomas Takeo Osugi, and Brandon Mueller. An extended kernel for generalized multiple-instance learning. In *16th IEEE International Conference on Tools with Artificial Intelligence*, pp. 272–277. IEEE, 2004b.
- Antti Tarvainen and Harri Valpola. Mean teachers are better role models: Weight-averaged consistency targets improve semi-supervised deep learning results. *Advances in Neural Information Processing Systems (NeurIPS)*, 30, 2017.

- Brendan Van Rooyen and Robert C Williamson. A theory of learning with corrupted labels. *J. Mach. Learn. Res.*, 18(1):8501–8550, 2017.
- Gitte Vanwinckelen, Vinicius Tragante Do O, Daan Fierens, and Hendrik Blockeel. Instance-level accuracy versus bag-level accuracy in multi-instance learning. *Data mining and knowledge discovery*, 30:313–341, 2016.
- Ashish Vaswani, Noam Shazeer, Niki Parmar, Jakob Uszkoreit, Llion Jones, Aidan N Gomez, Łukasz Kaiser, and Illia Polosukhin. Attention is all you need. *Advances in Neural Information Processing Systems (NeurIPS)*, 30, 2017.
- Dengbao Wang, Min-Ling Zhang, and Li Li. Adaptive graph guided disambiguation for partial label learning. *IEEE Transactions on Pattern Analysis and Machine Intelligence*, 44:8796–8811, 2019a.
- Haobo Wang, Ruixuan Xiao, Yixuan Li, Lei Feng, Gang Niu, Gang Chen, and Junbo Zhao. PiCO: Contrastive label disambiguation for partial label learning. In *International Conference on Learning Representations (ICLR)*, 2022a. URL <https://openreview.net/forum?id=EhYjZy6elgJ>.
- Haobo Wang, Ruixuan Xiao, Yixuan Li, Lei Feng, Gang Niu, Gang Chen, and Junbo Zhao. Pico+: Contrastive label disambiguation for robust partial label learning, 2022b.
- Qian-Wei Wang, Yu-Feng Li, and Zhi-Hua Zhou. Partial label learning with unlabeled data. In *IJCAI*, pp. 3755–3761, 2019b.
- Wei Wang and Min-Ling Zhang. Semi-supervised partial label learning via confidence-rated margin maximization. *Advances in Neural Information Processing Systems (NeurIPS)*, 33:6982–6993, 2020.
- Xudong Wang, Zhirong Wu, Long Lian, and Stella X Yu. Debiased learning from naturally imbalanced pseudo-labels. In *Proceedings of the IEEE/CVF International Conference on Computer Vision (CVPR)*, pp. 14647–14657, 2022c.
- Yidong Wang, Hao Chen, Yue Fan, Wang Sun, Ran Tao, Wenxin Hou, Renjie Wang, Linyi Yang, Zhi Zhou, Lan-Zhe Guo, Heli Qi, Zhen Wu, Yu-Feng Li, Satoshi Nakamura, Wei Ye, Marios Savvides, Bhiksha Raj, Takahiro Shinozaki, Bernt Schiele, Jindong Wang, Xing Xie, and Yue Zhang. Usb: A unified semi-supervised learning benchmark. In *Advances in Neural Information Processing Systems (NeurIPS)*, 2022d.
- Yidong Wang, Hao Chen, Qiang Heng, Wenxin Hou, Yue Fan, , Zhen Wu, Jindong Wang, Marios Savvides, Takahiro Shinozaki, Bhiksha Raj, Bernt Schiele, and Xing Xie. Freematch: Self-adaptive thresholding for semi-supervised learning. In *International Conference on Learning Representations (ICLR)*, 2023.
- Yisen Wang, Xingjun Ma, Zaiyi Chen, Yuan Luo, Jinfeng Yi, and James Bailey. Symmetric cross entropy for robust learning with noisy labels. *Proceedings of the IEEE/CVF International Conference on Computer Vision (ICCV)*, pp. 322–330, 2019c.
- Jiaheng Wei, Zhaowei Zhu, Hao Cheng, Tongliang Liu, Gang Niu, and Yang Liu. Learning with noisy labels revisited: A study using real-world human annotations. *arXiv preprint arXiv:2110.12088*, 2021.
- Jiaheng Wei, Zhaowei Zhu, Tianyi Luo, Ehsan Amid, Abhishek Kumar, and Yang Liu. To aggregate or not? learning with separate noisy labels. *Proceedings of the 29th ACM SIGKDD Conference on Knowledge Discovery and Data Mining*, Aug 2023. doi: 10.1145/3580305.3599522. URL <http://dx.doi.org/10.1145/3580305.3599522>.
- Peter Welinder, Steve Branson, Takeshi Mita, Catherine Wah, Florian Schroff, Serge Belongie, and Pietro Perona. Caltech-ucsd birds 200. 2010.
- Hongwei Wen, Jingyi Cui, Hanyuan Hang, Jiabin Liu, Yisen Wang, and Zhouchen Lin. Leveraged weighted loss for partial label learning. In *Proceedings of the International Conference on Machine Learning (ICML)*, pp. 11091–11100. PMLR, 2021.

- Dong-Dong Wu, Deng-Bao Wang, and Min-Ling Zhang. Revisiting consistency regularization for deep partial label learning. In Kamalika Chaudhuri, Stefanie Jegelka, Le Song, Csaba Szepesvari, Gang Niu, and Sivan Sabato (eds.), *Proceedings of the International Conference on Machine Learning (ICML)*, volume 162 of *Proceedings of Machine Learning Research*, pp. 24212–24225. PMLR, 17–23 Jul 2022. URL <https://proceedings.mlr.press/v162/wu221.html>.
- Renzhi Wu, Shen-En Chen, Jieyu Zhang, and Xu Chu. Learning hyper label model for programmatic weak supervision. In *International Conference on Learning Representations (ICLR)*, 2023a.
- Zhenguo Wu, Jiaqi Lv, and Masashi Sugiyama. Learning with proper partial labels. *Neural Computation*, 35(1):58–81, Jan 2023b. ISSN 1530-888X. doi: 10.1162/neco_a_01554. URL http://dx.doi.org/10.1162/neco_a_01554.
- Tong Xiao, Tian Xia, Yi Yang, Chang Huang, and Xiaogang Wang. Learning from massive noisy labeled data for image classification. In *Proceedings of the IEEE/CVF Conference on Computer Vision and Pattern Recognition (CVPR)*, pp. 2691–2699, 2015a.
- Tong Xiao, Tian Xia, Yi Yang, Chang Huang, and Xiaogang Wang. Learning from massive noisy labeled data for image classification. In *Proceedings of the IEEE Conference on Computer Vision and Pattern Recognition*, pp. 2691–2699, 2015b.
- Qizhe Xie, Zihang Dai, Eduard Hovy, Thang Luong, and Quoc Le. Unsupervised data augmentation for consistency training. *Advances in Neural Information Processing Systems (NeurIPS)*, 33, 2020a.
- Qizhe Xie, Minh-Thang Luong, Eduard Hovy, and Quoc V Le. Self-training with noisy student improves imagenet classification. In *Proceedings of the IEEE/CVF Conference on Computer Vision and Pattern Recognition (CVPR)*, pp. 10687–10698, 2020b.
- Mingyu Xu, Zheng Lian, Lei Feng, Bin Liu, and Jianhua Tao. Dali: Dynamically adjusted label importance for noisy partial label learning, 2023.
- Ning Xu, Jiaqi Lv, and Xin Geng. Partial label learning via label enhancement. In *Proceedings of the AAAI Conference on Artificial Intelligence*, volume 33, pp. 5557–5564, 2019.
- Ning Xu, Jiaqi Lv, Biao Liu, Congyu Qiao, and Xin Geng. Progressive purification for instance-dependent partial label learning, 2022.
- Yi Xu, Lei Shang, Jinxing Ye, Qi Qian, Yu-Feng Li, Baigui Sun, Hao Li, and Rong Jin. Dash: Semi-supervised learning with dynamic thresholding. In *Proceedings of the International Conference on Machine Learning (ICML)*, pp. 11525–11536. PMLR, 2021.
- Jiancheng Yang, Rui Shi, and Bingbing Ni. Medmnist classification decathlon: A lightweight automl benchmark for medical image analysis. In *IEEE 18th International Symposium on Biomedical Imaging (ISBI)*, pp. 191–195, 2021a.
- Jiancheng Yang, Rui Shi, Donglai Wei, Zequan Liu, Lin Zhao, Bilian Ke, Hanspeter Pfister, and Bingbing Ni. Medmnist v2: A large-scale lightweight benchmark for 2d and 3d biomedical image classification. *arXiv preprint arXiv:2110.14795*, 2021b.
- Kun Yi and Jianxin Wu. Probabilistic end-to-end noise correction for learning with noisy labels. *2019 IEEE/CVF Conference on Computer Vision and Pattern Recognition (CVPR)*, Jun 2019. doi: 10.1109/cvpr.2019.00718. URL <http://dx.doi.org/10.1109/cvpr.2019.00718>.
- Yaodong Yu, Kwan Ho Ryan Chan, Chong You, Chaobing Song, and Yi Ma. Learning diverse and discriminative representations via the principle of maximal coding rate reduction, 2020.
- Sergey Zagoruyko and Nikos Komodakis. Wide residual networks. In *British Machine Vision Conference (BMVC)*. British Machine Vision Association, 2016.
- Anxiang Zhang, Ankit Shah, and Bhiksha Raj. Training image classifiers using semi-weak label data. *arXiv preprint arXiv:2103.10608*, 2021a.

- Bowen Zhang, Yidong Wang, Wenxin Hou, Hao Wu, Jindong Wang, Manabu Okumura, and Takahiro Shinozaki. Flexmatch: Boosting semi-supervised learning with curriculum pseudo labeling. *Advances in Neural Information Processing Systems (NeurIPS)*, 34, 2021b.
- Chiyuan Zhang, Samy Bengio, Moritz Hardt, Benjamin Recht, and Oriol Vinyals. Understanding deep learning requires rethinking generalization, 2016a.
- Chiyuan Zhang, Samy Bengio, Moritz Hardt, Benjamin Recht, and Oriol Vinyals. Understanding deep learning (still) requires rethinking generalization. *Communications of the ACM*, 64(3):107–115, 2021c.
- Hongyi Zhang, Moustapha Cisse, Yann N Dauphin, and David Lopez-Paz. mixup: Beyond empirical risk minimization. *arXiv preprint arXiv:1710.09412*, 2017.
- Jieyu Zhang, Cheng-Yu Hsieh, Yue Yu, Chao Zhang, and Alexander Ratner. A survey on programmatic weak supervision, 2022.
- Min-Ling Zhang and Fei Yu. Solving the partial label learning problem: An instance-based approach. In *IJCAI*, pp. 4048–4054, 2015.
- Min-Ling Zhang, Bin-Bin Zhou, and Xu-Ying Liu. Partial label learning via feature-aware disambiguation. In *Proceedings of the 22nd ACM SIGKDD International Conference on Knowledge Discovery & Data Mining*, pp. 1335–1344, 2016b.
- Xiang Zhang, Junbo Zhao, and Yann LeCun. Character-level convolutional networks for text classification. *Advances in Neural Information Processing Systems (NeurIPS)*, 28:649–657, 2015.
- Y. Zhang, N. Charoenphakdee, Z. Wu, and M. Sugiyama. Learning from aggregate observations. pp. 7993–8005, 2020.
- Yivan Zhang, Gang Niu, and Masashi Sugiyama. Learning noise transition matrix from only noisy labels via total variation regularization. In *Proceedings of the International Conference on Machine Learning (ICML)*, 2021d.
- Yivan Zhang, Gang Niu, and Masashi Sugiyama. Learning noise transition matrix from only noisy labels via total variation regularization. In *Proceedings of the International Conference on Machine Learning (ICML)*, pp. 12501–12512. PMLR, 2021e.
- Zhilu Zhang and Mert Sabuncu. Generalized cross entropy loss for training deep neural networks with noisy labels. *Advances in Neural Information Processing Systems (NeurIPS)*, 31, 2018.
- Mingkai Zheng, Shan You, Lang Huang, Fei Wang, Chen Qian, and Chang Xu. Simmatch: Semi-supervised learning with similarity matching. *arXiv preprint arXiv:2203.06915*, 2022.

Appendix

CONTENTS

A Notation	19
B Related Work	19
B.1 Partial Label Learning	19
B.2 Semi-Supervised Learning	20
B.3 Noisy Label Learning	21
B.4 Multi-Instance Learning	22
B.5 Mixed Imprecise Label Learning	22
C Methods	23
C.1 Derivation of Variational Lower Bound	23
C.2 Instantiations Mixed Imprecise Label Learning	23
C.3 Forward-Backward Algorithm on the NFA of Imprecise Labels	23
D Experiments	24
D.1 Additional Training Details	24
D.2 Partial Label Learning	25
D.3 Semi-Supervised Learning	26
D.4 Noisy Label Learning	27
D.5 Mixed Imprecise Label Learning	28

A NOTATION

We present the notation table for each symbol used in this paper in Table 6.

B RELATED WORK

Many previous methods have been proposed for dealing with the specific types and some combinations of imprecise label configurations. In the main paper, we only introduced the representative pipelines for partial label learning, semi-supervised learning, and noisy label learning, as shown in Section 2. In this section, we discuss in more detail the previous methods. We also extend discussions about the imprecise label settings to multi-instance learning and mixed imprecise label learning.

B.1 PARTIAL LABEL LEARNING

Label ambiguity remains a fundamental challenge in Partial Label Learning (PLL). The most straightforward approach to handling PLL is the average-based method, which assumes an equal probability for each candidate label being the ground-truth label. For instance, Hüllermeier & Beringer (2006) employed k-nearest neighbors for label disambiguation, treating all candidate labels of a sample’s neighborhood equally and predicting the ground-truth label through voting strategies. However, a significant drawback of average-based methods is that false positive labels can mislead them.

To overcome these limitations, researchers have explored identification-based methods for PLL. In contrast to average-based methods, which treat all candidate labels equally, identification-based

Table 6: Notation Table

Notation	Definition
\mathbf{x}	A training instance
y	A class index label
$[\ell]$	An imprecise label, which might contain multiple class indices
$X = \{\mathbf{x}_i\}_{i \in [N]}$	Data. A set of data instances \mathbf{x} of size N
\mathcal{X}	Input space where \mathbf{x} is drawn from
$Y = \{y_i\}_{i \in [N]}$	Ground-truth labels. A set of label indices y of size N
\mathcal{Y}	Label space where y is drawn from
$I = \{[\ell_i]\}_{i \in [N]}$	Imprecise labels. A set of imprecise labels $[\ell]$ of size N
f	Model backbone
g	Model classifier
h	Model multi-layer perceptron
$f \circ g$	Model mapping $\mathcal{X} \rightarrow \mathcal{Y}$
θ	Learnable parameters of $f \circ g$
$\mathbf{p}(y \mathbf{x}; \theta)$	Output probability from model $f \circ g$
$f \circ h$	Model mapping $\mathcal{X} \rightarrow \mathcal{Z}$, where Z is a projected feature space
\mathcal{D}	Dataset
\mathcal{L}	Loss function
\mathcal{A}_w	Weak data augmentation, usually is HorizontalFlip
\mathcal{A}_s	Strong data augmentation, usually is RandAugment (Cubuk et al., 2020)
\mathbf{z}_w	Projected features from $f \circ h$ on weakly-augmented data
\mathbf{z}_s	Projected features from $f \circ h$ on strongly-augmented data
\mathcal{M}	Memory queue in MoCo (He et al., 2020)
s	A partial label, with ground-truth label contained
S	A set of partial labels
\mathbf{x}^l	A labeled training example
y^l	A labeled class index
\mathbf{x}^u	A unlabeled training example
y^u	A unknown class index for unlabeled data
X^L	A set of labeled data instances
Y^L	A set of labels for labeled data instances
X^U	A set of unlabeled data instances
Y^U	A set of unknown labels for unlabeled data instances
\hat{p}^u	The maximum predicted probability on unlabeled data $\max(\mathbf{p}(y \mathbf{x}^u; \theta))$
\hat{y}^u	The pseudo-label from the predicted probability on unlabeled data $\arg \max(\mathbf{p}(y \mathbf{x}^u; \theta))$
τ	The threshold for confidence thresholding
\hat{y}	A corrupted/noisy label
\hat{y}^{oh}	An one-hot version of the corrupted/noisy label
\tilde{Y}	A set of noisy labels
$\mathbf{u}, \mathbf{v}, \mathbf{m}$	Noise model related parameters in SOP (Liu et al., 2022)
$\alpha(i, y)$	The forward score in forward-backward algorithm
$\beta(i, y)$	The backward score in forward-backward algorithm
$\mathcal{T}(\hat{y} y; \omega)$	The simplified noise transition model in ILL
ω	The parameters in the simplified noise model

methods view the ground-truth label as a latent variable. They seek to maximize its estimated probability using either the maximum margin criterion (Nguyen & Caruana, 2008; Zhang et al., 2016b) or the maximum likelihood criterion (Liu & Dietterich, 2012). Deep learning techniques have recently been incorporated into identification-based methods, yielding promising results across multiple datasets. For example, PRODEN (Lv et al., 2020) proposed a self-training strategy that disambiguates candidate labels using model outputs. CC (Feng et al., 2020b) introduced classifier-consistent and risk-consistent algorithms, assuming uniform candidate label generation. LWS (Wen et al., 2021) relaxed this assumption and proposed a family of loss functions for label disambiguation. More recently, Wang et al. (2022a) incorporated contrastive learning into PLL, enabling the model to learn discriminative representations and show promising results under various levels of ambiguity.

Nevertheless, these methods rely on the fundamental assumption that the ground-truth label is present in the candidate set. This assumption may not always hold, especially in cases of unprofessional judgments by annotators, which could limit the applicability of these methods in real-world scenarios.

B.2 SEMI-SUPERVISED LEARNING

Consistency regularization and self-training, inspired by clusterness and smoothness assumptions, have been proposed to encourage the network to generate similar predictions for inputs under varying

perturbations (Tarvainen & Valpola, 2017; Samuli & Timo, 2017; Miyato et al., 2018). Self-training (Lee et al., 2013; Arazo et al., 2020; Sohn et al., 2020) is a widely-used approach for leveraging unlabeled data. Pseudo Label (Lee et al., 2013), a well-known self-training technique, iteratively creates pseudo labels that are then used within the same model. However, this approach suffers from confirmation bias (Arazo et al., 2020), where the model struggles to rectify its own errors when learning from inaccurate pseudo labels. Recent studies focus largely on generating high-quality pseudo-labels. MixMatch (Berthelot et al., 2019b), for instance, generates pseudo labels by averaging predictions from multiple augmentations. Other methods like ReMixMatch (Berthelot et al., 2019a), UDA (Xie et al., 2020a), and FixMatch (Sohn et al., 2020) adopt confidence thresholds to generate pseudo labels for weakly augmented samples, which are then used to annotate strongly augmented samples. Methods such as Dash (Xu et al., 2021), FlexMatch (Zhang et al., 2021b), and FreeMatch (Wang et al., 2023) dynamically adjust these thresholds following a curriculum learning approach. SoftMatch (Chen et al., 2023) introduces a novel utilization of pseudo-labels through Gaussian re-weighting. Label Propagation methods (Isken et al., 2019) assign pseudo labels based on the local neighborhood’s density. Meta Pseudo Labels (Pham et al., 2021) proposes generating pseudo labels with a meta learner. SSL learning has also seen improvements through the incorporation of contrastive loss (Li et al., 2021a; Zheng et al., 2022). Furthermore, MixUp (Zhang et al., 2017) has shown its effectiveness in a semi-supervised learning (SSL) (Berthelot et al., 2019b;a; Cai et al., 2022).

B.3 NOISY LABEL LEARNING

Due to their large number of parameters, deep neural networks are prone to overfitting to noisy labels. Although certain popular regularization techniques like mixup (Zhang et al., 2017) can somewhat mitigate overfitting, they fall short of completely resolving the issue of learning with noisy labels, as they lack accurate noise modeling. Numerous techniques have been proposed to handle Noisy Label Learning (NLL) (Song et al., 2022). They can broadly be divided into three categories: robust loss functions (Ghosh et al., 2017; Zhang & Sabuncu, 2018; Wang et al., 2019c; Ma et al., 2020b), noise estimation (Xiao et al., 2015a; Goldberger & Ben-Reuven, 2016; Liu et al., 2020; Zhang et al., 2021d; Northcutt et al., 2021), and noise correction (Han et al., 2018; Li et al., 2020; Liu et al., 2022).

Designing loss functions that are robust to noise is a well-explored strategy for tackling the label noise problem. The l_1 loss [59], which is a robust loss function, is a popular choice and has seen many recent extensions (Zhang & Sabuncu, 2018; Wang et al., 2019c; Ma et al., 2020a; Yu et al., 2020). Additionally, methods that re-weight loss (Liu & Tao, 2016) have also been explored for learning with noisy labels. However, despite enabling the model to learn faster from accurate labels, these robust loss functions still lead to overfitting to corrupted labels when used with models having a large number of parameters.

Another common strategy to handle label noise involves assuming that the noisy label originates from a probability distribution that depends on the actual label. The key task here is to estimate the underlying transition probabilities. Early works (Goldberger & Ben-Reuven, 2016) incorporated these transition probabilities into a noise adaptation layer that is stacked over a classification network and trained in an end-to-end fashion. More recent work, such as Forward (Patrini et al., 2016), prefers to estimate these transition probabilities using separate procedures. However, the success of this method is contingent upon the availability of clean validation data (Northcutt et al., 2021) or additional assumptions about the data (Zhang et al., 2021e).

Noise correction has shown promising results in noisy label learning recently. During the early learning phase, the model can accurately predict a subset of the mislabeled examples (Liu et al., 2020). This observation suggests a potential strategy of correcting the corresponding labels. This could be accomplished by generating new labels equivalent to soft or hard pseudo-labels estimated by the model (Tanaka et al., 2018; Yi & Wu, 2019). Co-Teaching uses multiple differently trained networks for correcting noisy labels (Han et al., 2018). SELFIE (Song et al., 2019) corrects a subset of labels by replacing them based on past model outputs. Another study in Arazo et al. (2019) uses a two-component mixture model for sample selection, and then corrects labels using a convex combination. They also utilize mixup (Zhang et al., 2017) to enhance performance. Similarly, DivideMix (Li et al., 2020) employs two networks for sample selection using a two-component mixture model and implements the semi-supervised learning technique MixMatch (Berthelot et al., 2019b).

B.4 MULTI-INSTANCE LEARNING

Multiple Instance Learning (MIL) is a sub-field of supervised learning where each instance is associated with a label. However, MIL stands out due to its handling of incomplete label knowledge in the training set. The training data in MIL is composed of 'bags', each containing several unlabeled instances. The primary objective of MIL is to predict labels for new, unseen bags. Dietterich et al. (1997) pioneered the concept of MIL, specifically applying it to drug activity prediction. This innovative approach has since inspired the development of numerous algorithms tailored to tackle this distinctive problem. One pragmatic approach for dealing with label noise in this context involves counting the number of positive instances within a bag and setting a threshold for classifying positive bags. This technique was encapsulated as the threshold-based assumption for MIL in (Foulds & Frank, 2010). Per this assumption, a bag is classified as positive if and only if the count of positive instances exceeds a predefined threshold. This constituted the initial integration of counting information into the MIL framework. Following this development, various efforts (Tao et al., 2004a;b) focused on carrying out bag-level predictions based on count-based assumptions.

Another significant trajectory in MIL research is centered on instance-level prediction. The framework proposed by Maron & Lozano-Pérez (1997) is particularly renowned for instance-level prediction within the MIL paradigm. This framework has underpinned numerous research proposals that have demonstrated effectiveness. The foundational idea behind these frameworks is the dynamic or static labeling of instances according to the bag label. Empirical studies, as detailed in (Vanwinckelen et al., 2016), have illustrated that superior bag-level prediction does not necessarily guarantee improved instance-level prediction. To further the field of MIL, addressing these critical issues will be essential in order to develop more robust, flexible, and scalable MIL methods that can be applied across a broad range of real-world situations (Zhang et al., 2021a).

B.5 MIXED IMPRECISE LABEL LEARNING

Various previous works have explored dealing with distinct types of imprecise labels. However, they have yet to tackle a combination of partial labels, limited labels, and noisy labels, which is a highly realistic scenario. For instance, recent attention has been paid to the issue of partial noisy label learning.

PiCO+ (Wang et al., 2022b), an extended version of PiCO (Wang et al., 2022a), is tailored specifically for partial noisy labels. It employs a distance-based method to select clean samples and uses a semi-supervised contrastive learning algorithm to train robust classifiers. This approach distinguishes between clean and noisy samples and enhances the learning of distinctive features. IRNet (Lian et al., 2022b) is a novel framework designed for Partial Label Learning with noisy labels. It uses two modules: noisy sample detection and label correction, transforming the scenario of noisy PLL into a more traditional PLL. DALI (Xu et al., 2023) is another framework designed to reduce the negative impact of detection errors by creating a balance between the initial candidate set and model outputs, with theoretical assurances of its effectiveness.

Additionally, some work has focused on semi-supervised partial label learning (Wang et al., 2019b; Wang & Zhang, 2020). An iterative label propagation process is proposed in these studies, operating between partially labeled examples and unlabeled instances, which helps clarify the candidate label sets of the partially labeled examples and assign valid labels to unlabeled instances. However, these methods don't scale well to larger datasets like CIFAR-10.

Our study and the proposed framework hold significant importance as we have not found any existing research that can effectively address the challenge of handling a combination of partial, limited, and noisy labels simultaneously. This underscores the novelty and significance of our work, making it a valuable contribution to the field of machine learning.

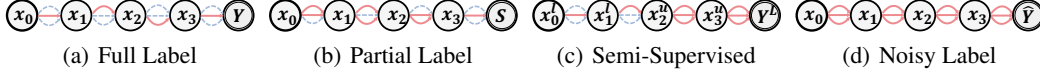


Figure 3: Illustration of NFA for different imprecise label configurations on 4 instances with 3 classes. We use edge to denote the transition paths for each symbol y and circle to denote the finite state x . Different label configurations I correspond to set the transition paths in the NFA, where we use red solid edge for available paths and blue dash edge for unavailable paths. (a) Full label, the transition paths are definite Y . (b) Partial label, the transition paths follow candidate symbols S . (c) Semi-supervised, all paths are available for unlabeled data. (d) Noisy label; all paths are available.

C METHODS

C.1 DERIVATION OF VARIATIONAL LOWER BOUND

Evidence lower bound (ELBO), or equivalently variational lower bound (Dempster et al., 1977), is the core quantity in EM. From Eq. (5), to model $\log P(X, I; \theta)$, we have:

$$\begin{aligned}
 \log P(X, I; \theta) &= \int Q(Y) \log P(X, I; \theta) dY \\
 &= \int Q(Y) \log P(X, I; \theta) \frac{P(Y|X, I; \theta)}{P(Y|X, I; \theta)} dY \\
 &= \int Q(Y) \log \frac{P(X, I, Y; \theta) Q(Y)}{P(Y|X, I; \theta) Q(Y)} dY \\
 &= \int Q(Y) \log \frac{P(X, I, Y; \theta)}{Q(Y)} dY - \int Q(Y) \log \frac{P(Y|X, I; \theta)}{Q(Y)} dY
 \end{aligned} \tag{10}$$

where the first term is the ELBO and the second term is the KL divergence $\mathcal{D}_{KL}(Q(Y)||P(Y|X, I; \theta))$. Replacing $Q(Y)$ with $P(Y|X, I; \theta^t)$ at each iteration will obtain Eq. (5).

C.2 INSTANTIATIONS MIXED IMPRECISE LABEL LEARNING

In this setting, we have both labeled data and unlabeled data, where the labels for the labeled data are both partial and noisy. On the unlabeled data, the unsupervised objective is the same as the unsupervised consistency regularization of semi-supervised learning shown in Eq. (7). On the labeled data, it mainly follows the Eq. (9) of noisy label learning, with the noisy single label becoming the noisy partial labels \hat{s} . For noisy partial labels, the noisy supervised objective in Eq. 8 becomes the supervised consistency regularization as in Eq. 6 of partial label setting to train the noise transition model, and the noisy unsupervised objective becomes the consistency regularization of the prediction conditioned on noisy partial labels:

$$\mathcal{L}_{CE}(\mathbf{p}(y | \mathcal{A}_s(\mathbf{x}), \hat{s}; \theta, \omega^t), \mathbf{p}(y | \mathcal{A}_w(\mathbf{x}), \hat{y}; \theta^t, \omega^t)) + \mathcal{L}_{CE}(\mathbf{p}(\hat{y} | \mathcal{A}_w(\mathbf{x}); \theta, \omega), \hat{s}) \tag{11}$$

We can compute both quantity through the noise transition model:

$$\mathbf{p}(y|\mathbf{x}, \hat{s}; \theta, \omega^t) \propto \mathbf{p}(y|\mathbf{x}; \theta) \prod_{\hat{y} \in \hat{s}} \mathcal{T}(y|\hat{y}; \omega^t), \text{ and } \mathbf{p}(\hat{y}|\mathbf{x}; \theta, \omega) = \sum_{y \in [C]} \mathbf{p}(y|\mathbf{x}; \theta) \mathcal{T}(\hat{y}|y; \omega). \tag{12}$$

C.3 FORWARD-BACKWARD ALGORITHM ON THE NFA OF IMPRECISE LABELS

This section provides an alternative explanation for the EM framework proposed in the main paper. We treat the problem of assigning labels Y to inputs X as generating a sequence of symbols Y , such that I is satisfied. Such a process can be represented as a finite-state automaton (FSA); more specifically, a non-deterministic finite automaton (NFA) (Hopcroft et al., 2001). The NFA of imprecise labels can be formally defined with a finite set of states X , a finite set of symbols Y , a transition function $f \circ g$, a start state of x_0 , and the accepting state of I , determining the available transition paths in the NFA, as shown in Fig. 3. We demonstrate that, Although we can directly derive the

soft-targets utilized in loss functions of each setting we study from Eq. (5), they can also be computed by performing a forward-backward algorithm on the NFA. While there is no difference in the actual value for conducting the forward-backward algorithm and deriving the soft-targets directly, the NFA indeed becomes more necessary when only collection-level imprecise information is provided, where naively considering all possible labeling requires exponential complexity, and forward-backward on NFA reduces the complexity to linear. The reason for the equivalence in the partial, semi-sup, noisy label is because the NFA directly collapses to $\mathcal{O}(1)$ for computing the posterior without any statistical information imposed from I .

To compute the posterior probability $P(Y|X, I; \theta)$, without loss of generality, we assume each training sample is drawn independently and identically, and training samples occur as a permutation-invariant sequence. We further assume that each y_i is conditionally independent given the whole sequence of training samples X , which allows us to re-write Eq. (5) as:

$$\theta^{t+1} = \arg \max_{\theta} \sum_{i \in [N]} \sum_{y \in [C]} P(y_i = y|X, I; \theta^t) [\log P(y_i = y|X; \theta) + \log P(I|X, Y; \theta)]. \quad (13)$$

The problem of computing the posterior then reduces to calculate the joint probability of I and the latent ground truth label of the i -th sample taking the value y given the whole input sequence X :

$$P(y_i = y|X, I; \theta^t) = \frac{P(y_i = y, I|X; \theta^t)}{P(I|X; \theta^t)}. \quad (14)$$

Subsequently, $P(y_i = y, I|X; \theta^t)$ can be computed in linear time complexity $\mathcal{O}(NC)$ at maximum using the forward-backward algorithm on the NFA, similar to connectionist temporal classification (CTC) (Graves et al., 2006). More specifically, for any symbol y_i in the NFA of imprecise label information, the joint is calculated with the forward score $\alpha(i, y)$ and the backward score $\beta(i, y)$:

$$\begin{aligned} \alpha(i, y) &= \sum_{y' \in y_{i-1}|I} \alpha(i-1, y') P(y_i = y|X; \theta^t), \\ \hat{\beta}(i, y) &= P(y_i = y|X; \theta^t) \sum_{y' \in y_{i+1}|I} \beta(i+1, y'), \quad \beta(i, y) = \frac{\hat{\beta}(i, y)}{P(y_i = y|X; \theta^t)}, \end{aligned} \quad (15)$$

where $\alpha(i, y)$ indicates the total probability of all paths of I at state \mathbf{x}_i and $\beta(i, y)$ indicates the total probability of all paths of I at state \mathbf{x}_i . We can then compute the posterior probability:

$$P(y_i = y|X, I; \theta^t) = \frac{\alpha(i, y)\beta(i, y)}{\sum_{y' \in [C]} \alpha(i, y')\beta(i, y')}, \quad (16)$$

which can be in turn used in Eq. (5). Now the difference in learning with various imprecise label configurations lies only in how to construct the NFA graph for different configurations.

An illustration for the NFA of full labels, partial labels, limited labels with unlabeled data, and noisy labels is shown in Fig. 3. For full precise labels, there is only one determined transition of Y . For partial labels, the transition paths can only follow the label candidates, resulting in the normalized soft-targets with masses on the label candidates as we shown in Section 3.2. For semi-supervised learning, the transition paths for the labeled data strictly follow Y^L . For unlabeled data, since there is no constraint on the transition paths, all transitions are possible, corresponding to the soft pseudo-targets. For noisy labels, all transition paths are possible, but the joint probability needs to be computed with the noise transition model. We will show, in future work, the more extensions of the ILL framework on collection-level and statistical imprecise labels, with the help of NFA.

D EXPERIMENTS

D.1 ADDITIONAL TRAINING DETAILS

We adopt two additional training strategies for the ILL framework. The first is the ‘‘strong-weak’’ augmentation strategy (Xie et al., 2020a). Since there is a consistency regularization term in each imprecise label formulation of ILL, we use the soft pseudo-targets of the weakly-augmented data to train the strongly-augmented data. The second is the entropy loss (John Bridle, 1991) for class balancing, which is also adopted in SOP (Liu et al., 2022) and FreeMatch (Wang et al., 2023). We set the loss weight for the entropy loss uniformly for all experiments as 0.1.

D.2 PARTIAL LABEL LEARNING

D.2.1 SETUP

Following previous work (Xu et al., 2022; Wen et al., 2021; Wang et al., 2022a), we evaluate our method on partial label learning setting using CIFAR-10, CIFAR-100, and CUB-200 (Welinder et al., 2010). We generate partially labeled datasets by flipping negative labels to false positive labels with a probability q , which is also denoted as a partial ratio. Specifically, the $C - 1$ negative labels are uniformly aggregated into the ground truth label to form a set of label candidates. We consider $q \in \{0.1, 0.3, 0.5\}$ for CIFAR-10, $q \in \{0.01, 0.05, 0.1\}$ for CIFAR-100, and $q = 0.05$ for CUB-200. For CIFAR-10 and CIFAR-100, we use ResNet-18 (He et al., 2016) as backbone. We use SGD as an optimizer with a learning rate of 0.01, a momentum of 0.9, and a weight decay of $1e-3$. For CUB-200, we initialize the ResNet-18 (He et al., 2016) with ImageNet-1K (Deng et al., 2009) pre-trained weights. We train 800 epochs for CIFAR-10 and CIFAR-100 (Krizhevsky et al., 2009), and 300 epochs for CUB-200, with a cosine learning rate scheduler. For CIFAR-10 and CIFAR-100, we use an input image size of 32. For CUB-200, we use an input image size of 224. A batch size of 256 is used for all datasets. The choice of these parameters mainly follows PiCO (Wang et al., 2022a). We present the full hyper-parameters systematically in Table 7.

Table 7: Hyper-parameters for **partial label learning** used in experiments.

Hyper-parameter	CIFAR-10	CIFAR-100	CUB-200
Image Size	32	32	224
Model	ResNet-18	ResNet-18	ResNet-18 (ImageNet-1K Pretrained)
Batch Size	256	256	256
Learning Rate	0.01	0.01	0.01
Weight Decay	1e-3	1e-3	1e-5
LR Scheduler	Cosine	Cosine	Cosine
Training Epochs	800	800	300
Classes	10	100	200

D.2.2 DISCUSSION

We additionally compare our method with R-CR (Wu et al., 2022), which uses a different architecture as the results in Table 1. R-CR uses Wide-ResNet34x10 as backbone, and adopts multiple strong data augmentations. It also adjusts the loss weight along training. For fair comparison, we use the same architecture without multiple augmentation and the curriculum adjust on loss. The results are shown in Table 8, where our method outperforms R-CR on CIFAR-10 and is comparable on CIFAR-100.

Table 8: Comparison with R-CR in partial label learning

Method	CIFAR-10		CIFAR-100	
	0.3	0.5	0.05	0.10
R-CR	97.28±0.02	97.05±0.05	82.77±0.10	82.24±0.07
Ours	97.55±0.07	97.17±0.11	82.46±0.08	82.22±0.05

A recent work on PLL discussed and analyzed the robustness performance of different loss functions, especially the average-based methods (Lv et al., 2023). We perform a similar analysis here for the derived loss function in ILL. Following the notation in Lv et al. (2023), let \mathbf{s} denote the candidate label set, \mathbf{x} as the training instance, g as the probability score from the model, and f as the classifier $f(\mathbf{x}) = \arg \max_{i \in \mathcal{Y}} g_i(\mathbf{x})$, the average-based PLL can be formulated as:

$$\mathcal{L}_{avg-PLL}(f(\mathbf{x}), \mathbf{s}) = \frac{1}{|\mathbf{s}|} \sum_{i \in \mathbf{s}} \ell(f(\mathbf{x}), i) \quad (17)$$

Lv et al. (2023) compared different loss functions ℓ on both noise-free and noisy PLL settings, where they find both theoretically and empirically that average-based PLL with *bounded* loss are robust under mild assumptions. Empirical study in Lv et al. (2023) suggests that both *Mean Absolute Error* and *Generalized Cross-Entropy* loss (Zhang & Sabuncu, 2018) that proposed for noisy label learning achieves the best performance and robustness for average-based PLL.

Our solution for PLL can be viewed as an instantiation of the average-based PLL as in (Lv et al., 2023) with:

$$\ell(f(\mathbf{x}), i) = -\bar{g}_i(\mathbf{x}) \log g_i(\mathbf{x}) \quad (18)$$

where \bar{g} is normalized probability over \mathbf{s} with detached gradient. We can further show that the above loss function is bounded for $0 < \ell \leq \frac{1}{e}$ and thus bounded for summation of all classes, which demonstrates robustness, as we show in Table 4.

D.3 SEMI-SUPERVISED LEARNING

D.3.1 SETUP

For experiments of SSL, we follow the training and evaluation protocols of USB (Wang et al., 2022d) on image and text classification. To construct the labeled dataset for semi-supervised learning, we uniformly select l/C samples from each class and treat the remaining samples as the unlabeled dataset. For image classification tasks, ImageNet-1K (Deng et al., 2009) Vision Transformers (Dosovitskiy et al., 2020) are used, including CIFAR-100 (Krizhevsky et al., 2009), EuroSAT (Helber et al., 2019), STL-10 (Coates et al., 2011), TissueMNIST (Yang et al., 2021a;b), Semi-Aves (Su & Maji, 2021). For text classification tasks, we adopt BERT (Devlin et al., 2018) as backbone, including IMDB (Maas et al., 2011), Amazon Review (McAuley & Leskovec, 2013), Yelp Review (yel), AG News (Zhang et al., 2015), Yahoo Answer (Chang et al., 2008). The hyper-parameters strictly follow USB, and are shown in Table 9 and Table 10.

Table 9: Hyper-parameters of **semi-supervised learning** used in vision experiments of USB.

Hyper-parameter	CIFAR-100	STL-10	Euro-SAT	TissueMNIST	Semi-Aves
Image Size	32	96	32	32	224
Model	ViT-S-P4-32	ViT-B-P16-96	ViT-S-P4-32	ViT-T-P4-32	ViT-S-P16-224
Labeled Batch size			16		
Unlabeled Batch size			16		
Learning Rate	5e-4	1e-4	5e-5	5e-5	1e-3
Weight Decay			5e-4		
Layer Decay Rate	0.5	0.95	1.0	0.95	0.65
LR Scheduler			$\eta = \eta_0 \cos(\frac{7\pi k}{16K})$		
Training epochs			20		
Classes	100	10	10	10	200
Model EMA Momentum			0.0		
Prediction EMA Momentum			0.999		
Weak Augmentation			Random Crop, Random Horizontal Flip		
Strong Augmentation			RandAugment (Cubuk et al., 2020)		

Table 10: Hyper-parameters of **semi-supervised learning** NLP experiments in USB.

Hyper-parameter	AG News	Yahoo! Answer	IMDB	Amazom-5	Yelp-5
Max Length			512		
Model			Bert-Base		
Labeled Batch size			4		
Unlabeled Batch size			4		
Learning Rate	5e-5	1e-4	5e-5	1e-5	5e-5
Weight Decay			1e-4		
Layer Decay Rate	0.65	0.65	0.75	0.75	0.75
LR Scheduler			$\eta = \eta_0 \cos(\frac{7\pi k}{16K})$		
Training epochs			10		
Classes	4	10	2	5	5
Model EMA Momentum			0.0		
Prediction EMA Momentum			0.999		
Weak Augmentation			None		
Strong Augmentation			Back-Translation (Xie et al., 2020a)		

D.3.2 RESULTS

In the main paper, we only provide the comparison on CIFAR-100, STL-10, IMDB, and Amazon Review. Here we provide the full comparison in Table 11 and Table 12. From the full results, similar conclusion can be drawn as in the main paper. Our ILL framework demonstrates comparable performance as previous methods.

Table 11: Error rate comparison of different number of labels on CIFAR-100, STL-10, EuroSAT, TissueMNIST, and SemiAves for **semi-supervised learning**. We use USB (Wang et al., 2022d) image classification task results. The best results are indicated in bold. Our results are averaged over 3 independent runs.

Datasets	CIFAR-100		STL-10		EuroSat		TissueMNIST		SemiAves
# Labels	200	400	40	100	20	40	80	400	3959
Pseudo-Label (Lee et al., 2013)	33.99±0.95	25.32±0.29	19.14±1.33	10.77±0.60	25.46±1.36	15.70±2.12	56.92±4.54	50.86±1.79	40.35±0.30
Mean-Teacher (Tarvainen & Valpola, 2017)	35.47±0.40	26.03±0.30	18.67±1.69	24.19±10.15	26.83±1.46	15.85±1.66	62.06±3.43	55.12±2.53	38.55±0.21
VAT (Miyato et al., 2018)	31.49±1.33	21.34±0.50	18.45±1.47	10.69±0.51	26.16±0.96	10.09±0.94	57.49±5.47	51.30±1.73	38.82±0.04
MixMatch (Berthelot et al., 2019b)	38.22±0.71	26.72±0.72	58.77±1.98	36.74±1.24	24.85±4.85	17.28±2.67	55.53±1.51	49.64±2.28	37.25±0.08
ReMixMatch (Berthelot et al., 2019a)	22.21±2.21	16.86±0.57	13.08±3.34	7.21±0.39	5.05±1.05	5.07±0.56	58.77±4.43	49.82±1.18	30.20±0.03
AdaMatch (Berthelot et al., 2021)	22.32±1.73	16.66±0.62	13.64±2.49	7.62±1.90	7.02±0.79	4.75±1.10	58.35±4.87	52.40±2.08	31.75±0.13
FixMatch (Sohn et al., 2020)	29.60±0.90	19.56±0.52	16.15±1.89	8.11±0.68	13.44±3.53	5.91±2.02	55.37±4.50	51.24±1.56	31.90±0.06
FlexMatch (Zhang et al., 2021b)	26.76±1.12	18.24±0.36	14.40±3.11	8.17±0.78	5.17±0.57	5.58±0.81	58.36±3.80	51.89±3.21	32.48±0.15
Dash (Xu et al., 2021)	30.61±0.98	19.38±0.10	16.22±5.95	7.85±0.74	11.19±0.90	6.96±0.87	56.98±2.93	51.97±1.55	32.38±0.16
CoMatch (Li et al., 2021a)	35.08±0.69	25.35±0.50	15.12±1.88	9.56±1.35	5.75±0.43	4.81±1.05	59.04±4.90	52.92±1.04	38.65±0.18
SimMatch (Zheng et al., 2022)	23.78±1.08	17.06±0.78	11.77±3.20	7.55±1.86	7.66±0.60	5.27±0.89	60.88±4.31	52.93±1.56	33.85±0.08
FreeMatch (Wang et al., 2023)	21.40±0.30	15.65±0.26	12.73±3.22	8.52±0.53	6.50±0.78	5.78±0.51	58.24±3.08	52.19±1.35	32.85±0.31
SoftMatch (Chen et al., 2023)	22.67±1.32	16.84±0.66	13.55±3.16	7.84±1.72	5.75±0.62	5.90±1.42	57.98±3.66	51.73±2.84	31.80±0.22
Ours	22.06±1.06	17.40±1.04	11.09±0.71	8.10±1.02	5.86±1.06	5.74±1.13	57.99±2.16	50.95±2.03	33.08±0.26

Table 12: Error rate comparison of different number of labels on IMDB, AG News, Amazon Review, Yahoo Answers, and Yelp Review for **semi-supervised learning**. We use USB (Wang et al., 2022d) text classification task results. Best results are indicated in bold. Our results are averaged over 3 independent runs.

Datasets	IMDB		AG News		Amazon Review		Yahoo Answers		Yelp Review	
# Labels	20	100	40	200	250	1000	500	2000	250	1000
Pseudo-Label (Lee et al., 2013)	45.45±4.43	19.67±1.01	19.49±3.07	14.69±1.88	53.45±1.9	47.00±0.79	37.70±0.65	32.72±0.31	54.51±0.82	47.33±0.20
Mean-Teacher (Tarvainen & Valpola, 2017)	20.06±2.51	13.97±1.49	15.17±1.21	13.93±0.65	52.14±0.52	47.66±0.84	37.09±0.18	33.43±0.28	50.60±0.62	47.21±0.31
VAT (Miyato et al., 2018)	25.93±2.58	11.61±1.79	14.70±1.19	11.71±0.84	49.83±0.46	46.54±0.31	34.87±0.41	31.50±0.35	52.97±1.41	45.30±0.32
MixMatch (Berthelot et al., 2019b)	26.12±6.13	15.47±0.65	13.50±1.51	11.75±0.60	59.54±0.67	61.69±3.32	35.75±0.71	33.62±0.14	53.98±0.59	51.70±0.68
AdaMatch (Berthelot et al., 2021)	8.09±0.99	7.11±0.20	11.73±0.17	11.22±0.95	46.72±0.72	42.27±0.25	32.75±0.35	30.44±0.31	45.40±0.96	40.16±0.49
FixMatch (Sohn et al., 2020)	7.72±0.33	7.33±0.13	30.17±1.87	11.71±1.95	47.61±0.83	43.05±0.54	33.03±0.49	30.51±0.53	46.52±0.94	40.65±0.46
FlexMatch (Zhang et al., 2021b)	7.82±0.77	7.41±0.38	16.38±3.94	12.08±0.73	45.73±1.60	42.25±0.33	35.61±1.08	31.13±0.18	43.35±0.69	40.51±0.34
Dash (Xu et al., 2021)	8.34±0.86	7.55±0.35	17.67±3.19	13.76±1.67	47.10±0.74	43.09±0.60	35.26±0.33	31.19±0.29	45.24±2.02	40.14±0.79
CoMatch (Li et al., 2021a)	7.44±0.30	7.72±1.14	11.95±0.76	10.75±0.35	48.76±0.90	43.36±0.21	33.48±0.51	30.25±0.35	45.40±1.12	40.27±0.51
SimMatch (Zheng et al., 2022)	7.93±0.55	7.08±0.33	14.26±1.51	12.45±1.37	45.91±0.95	42.21±0.30	33.06±0.20	30.16±0.21	46.12±0.48	40.26±0.62
FreeMatch (Wang et al., 2023)	8.94±0.21	7.95±0.45	12.98±0.58	11.73±0.63	46.41±0.60	42.64±0.06	32.77±0.26	30.32±0.18	47.95±1.45	40.37±1.00
SoftMatch (Chen et al., 2023)	7.76±0.58	7.97±0.72	11.90±0.27	11.72±1.58	45.29±0.95	42.21±0.20	33.07±0.31	30.44±0.62	44.09±0.50	39.76±0.13
Ours	7.32±0.12	7.64±0.67	14.77±1.59	12.21±0.82	43.96±0.32	42.32±0.02	33.80±0.25	30.86±0.17	44.82±0.17	39.67±0.71

D.4 NOISY LABEL LEARNING

D.4.1 SETUP

We conduct experiments of noisy label learning following SOP (Liu et al., 2022). We evaluate the proposed method on both synthetic symmetric/asymmetric noise on CIFAR-10 and CIFAR-100, and more realistic and larger-scale instance noise on Clothing1M and WebVision. To introduce the synthetic symmetric noise to CIFAR-10 and CIFAR-100, we uniformly flip labels for a probability η into other classes. For asymmetric noise, we only randomly flip the labels for particular pairs of classes. For CIFAR-10 and CIFAR-100, we train PreAct-ResNet-18 with SGD using a learning rate of 0.02, a weight decay of $1e-3$, and a momentum of 0.9. We train for 300 epochs with a cosine learning rate schedule and a batch size of 128. For WebVision, we use InceptionResNet-v2 as the backbone and set the batch size to 32. Other settings are similar to CIFAR-10. For Clothing1M, we use ImageNet-1K pre trained ResNet-50 as the backbone. We train it using SGD with an initial learning rate of $2e-3$ for a total of 10 epochs, where the learning rate is reduced by 10 after 5 epochs. In addition, we also conduct experiments on CIFAR-10N and CIFAR-100N. We present the detailed hyper-parameters in Table 13.

D.4.2 RESULTS

In addition to the results regarding noisy label learning provided in the main paper, we also present comparison results on CIFAR-10N and CIFAR-100N (Wei et al., 2021) in Table 14. We include a full comparison on Clothing1M and WebVision, incorporating methods like Co-Teaching, Forward, and CORES, in Table 15. As shown in Table 14, the proposed ILL framework achieves performance comparable to the previous best method, SOP (Liu et al., 2022). On CIFAR-10N, our method yields results very close to SOP in the Random and Aggregate case noise scenarios and surpasses SOP in the

Table 13: Hyper-parameters for **noisy label learning** used in experiments.

Hyper-parameter	CIFAR-10 (CIFAR-10N)	CIFAR-100 (CIFAR-100N)	Clothing1M	WebVision
Image Size	32	32	224	299
Model	PreAct-ResNet-18 (ResNet-34)	PreAct-ResNet-18 (ResNet-34)	ResNet-50 (ImageNet-1K Pretrained)	Inception-ResNet-v2
Batch Size	128	128	64	32
Learning Rate	0.02	0.02	0.002	0.02
Weight Decay	1e-3	1e-3	1e-3	5e-4
LR Scheduler	Cosine	Cosine	MultiStep	MultiStep
Training Epochs	300	300	10	100
Classes	10	100	14	50
Noisy Matrix Scale	1.0	2.0	0.5	2.5

Worst case noise scenario. However, on CIFAR-100N, our method slightly underperforms previous methods, possibly due to the oversimplified noise model utilized in ILL. We believe that a more realistic noise transition model and further tuning of our method could lead to improved performance.

Table 14: Test accuracy comparison of instance independent label noise on CIFAR-10N and CIFAR-100N for **noisy label learning**. The best results are indicated in **bold**, and the second best results are indicated in underline. Our results are averaged over three independent runs with ResNet34 as the backbone.

Dataset	CIFAR-10N						CIFAR-100N	
	Clean	Random 1	Random 2	Random 3	Aggregate	Worst	Clean	Noisy
CE	92.92±0.11	85.02±0.65	86.46±1.79	85.16±0.61	87.77±0.38	77.69±1.55	76.70±0.74	55.50±0.66
Forward (Patrini et al., 2016)	93.02±0.12	86.88±0.50	86.14±0.24	87.04±0.35	88.24±0.22	79.79±0.46	76.18±0.37	57.01±1.03
Co-teaching (Han et al., 2018)	93.35±0.14	90.33±0.13	90.30±0.17	90.15±0.18	91.20±0.13	83.83±0.13	73.46±0.09	60.37±0.27
DivideMix (Li et al., 2020)	-	<u>95.16±0.19</u>	<u>95.23±0.07</u>	<u>95.21±0.14</u>	95.01±0.71	92.56±0.42	-	71.13±0.48
ELR (Liu et al., 2020)	95.39±0.05	94.43±0.41	94.20±0.24	94.34±0.22	94.83±0.10	91.09±1.60	<u>78.57±0.12</u>	<u>66.72±0.07</u>
CORES (Cheng et al., 2020)	94.16±0.11	94.45±0.14	94.88±0.31	94.74±0.03	95.25±0.09	91.66±0.09	73.87±0.16	55.72±0.42
SOP (Liu et al., 2022)	96.38±0.31	<u>95.28±0.13</u>	<u>95.31±0.10</u>	<u>95.39±0.11</u>	<u>95.61±0.13</u>	<u>93.24±0.21</u>	78.91±0.43	<u>67.81±0.23</u>
Ours	<u>96.21±0.29</u>	96.06±0.07	95.98±0.12	96.10±0.05	96.40±0.03	93.55±0.14	78.53±0.21	68.07±0.33

Table 15: Test accuracy comparison of realistic noisy labels on Clothing1M and WebVision for **noisy label learning**. The best results are indicated in **bold** and the second best results are indicated in underline. Our results are averaged over 3 independent runs. For Clothing1M, we use ImageNet-1K pre trained ResNet50 as the backbone. For WebVision, InceptionResNetv2 is used as the backbone.

Dataset	Clothing1M	WebVision
CE	69.10	-
Forward (Patrini et al., 2016)	69.80	61.10
Co-Teaching (Han et al., 2018)	69.20	63.60
DivideMix (Li et al., 2020)	74.76	<u>77.32</u>
ELR (Liu et al., 2020)	72.90	76.20
CORES (Cheng et al., 2020)	73.20	-
SOP (Liu et al., 2022)	73.50	76.60
Ours	<u>74.02±0.12</u>	79.37±0.09

D.5 MIXED IMPRECISE LABEL LEARNING

D.5.1 SETUP

To create a mixture of various imprecise label configurations, we select CIFAR-10 and CIFAR-100 as base datasets. We first uniformly sample l/C labeled samples from each class to form the labeled dataset and treat the remaining samples as the unlabeled dataset. Based on the labeled dataset, we generate partially labeled datasets by flipping negative labels to false positive labels with the partial ratio q . After obtaining the partial labels, we randomly select η percentage of samples from each class, and recreate the partial labels for them by flipping the ground truth label uniformly to another class. In this setting, unlabeled data, partially labeled data, and noisy labeled data exist simultaneously, which is very challenging and more closely resembles realistic situations. For CIFAR-10, we set $l \in \{1000, 5000, 50000\}$, and for CIFAR-100, we set $l \in \{5000, 10000, 50000\}$. Similarly in the partial label setting, we set $q \in \{0.1, 0.3, 0.5\}$ for CIFAR-10, and $q \in \{0.01, 0.05, 0.1\}$ for CIFAR-100. For noisy labels, we set $\eta \in \{0.1, 0.2, 0.3\}$ for both datasets.

D.5.2 RESULTS

We provide a more complete version of Table 4 in Table 16. On partial noisy labels of CIFAR-10 with partial ratio 0.5 and of CIFAR-100 with partial ratio 0.1, most baseline methods are more robust or even fail to perform. However, our ILL still shows very robust performance with minor performance degradation as increase of noise ratios.

Table 16: Test accuracy comparison of **mixture of different imprecise labels**. We report results of full labels, partial ratio q of $\{0.1, 0.3, 0.5\}$ for CIFAR-10 and $\{0.01, 0.05, 0.1\}$ for CIFAR-100, and noise ratio η of $\{0.1, 0.2, 0.3\}$ for CIFAR-10 and CIFAR-100.

Dataset	# Labels	Partial Ratio q	Noise Ratio η	0	0.1	0.2	0.3
CIFAR-10	50,000	0.1	PiCO+ (Wang et al., 2022b)	95.99 \pm 0.03	93.64	93.13	92.18
			IRNet (Lian et al., 2022b)	-	93.44	92.57	92.38
			DALI (Xu et al., 2023)	-	94.15	94.04	93.77
			PiCO+ w/ Mixup (Xu et al., 2023)	-	94.58	94.74	94.43
			DALI w/ Mixup (Xu et al., 2023)	-	95.83	95.86	95.75
			Ours	96.55\pm0.08	96.47\pm0.11	96.09\pm0.20	95.83\pm0.05
	50,000	0.3	PiCO+ (Wang et al., 2022b)	95.73 \pm 0.10	92.32	92.22	89.95
			IRNet (Lian et al., 2022b)	-	92.81	92.18	91.35
			DALI (Xu et al., 2023)	-	93.44	93.25	92.42
			PiCO+ w/ Mixup (Xu et al., 2023)	-	94.02	94.03	92.94
			DALI w/ Mixup (Xu et al., 2023)	-	95.52	95.41	94.67
			Ours	96.52\pm0.12	96.2\pm0.02	95.87\pm0.14	95.22\pm0.06
	50,000	0.5	PiCO+ (Wang et al., 2022b)	95.33 \pm 0.06	91.07	89.68	84.08
			IRNet (Lian et al., 2022b)	-	91.51	90.76	86.19
			DALI (Xu et al., 2023)	-	92.67	91.83	89.8
			PiCO+ w/ Mixup (Xu et al., 2023)	-	93.56	92.65	88.21
			DALI w/ Mixup (Xu et al., 2023)	-	95.19	93.89	92.26
			Ours	96.28\pm0.13	95.82\pm0.07	95.28\pm0.08	94.35\pm0.08
CIFAR-100	50,000	0.01	PiCO+ (Wang et al., 2022b)	76.29 \pm 0.42	71.42	70.22	66.14
			IRNet (Lian et al., 2022b)	-	71.17	70.10	68.77
			DALI (Xu et al., 2023)	-	72.26	71.98	71.04
			PiCO+ w/ Mixup (Xu et al., 2023)	-	75.04	74.31	71.79
			DALI w/ Mixup (Xu et al., 2023)	-	76.52	76.55	76.09
			Ours	78.08\pm0.26	77.53\pm0.24	76.96\pm0.02	76.43\pm0.27
	50,000	0.05	PiCO+ (Wang et al., 2022b)	76.17 \pm 0.18	69.40	66.67	62.24
			IRNet (Lian et al., 2022b)	-	70.73	69.33	68.09
			DALI (Xu et al., 2023)	-	72.28	71.35	70.05
			PiCO+ w/ Mixup (Xu et al., 2023)	-	73.06	71.37	67.56
			DALI w/ Mixup (Xu et al., 2023)	-	76.87	75.23	74.49
			Ours	76.95\pm0.46	77.07\pm0.16	76.34\pm0.08	75.13\pm0.63
	50,000	0.1	PiCO+ (Wang et al., 2022b)	75.55 \pm 0.21	-	-	-
			IRNet (Lian et al., 2022b)	-	-	-	-
			DALI (Xu et al., 2023)	-	-	-	-
			PiCO+ w/ Mixup (Xu et al., 2023)	-	-	-	-
			DALI w/ Mixup (Xu et al., 2023)	-	-	-	-
			Ours	76.41\pm1.02	75.50\pm0.54	74.67\pm0.30	73.88\pm0.60