
Sequential Best-Arm Identification with Application to Brain-Computer Interface

Xin Zhou

Department of Biostatistics and Epidemiology
University of California at Berkeley
xinzhou@berkeley.edu

Botao Hao

Google Deepmind
haobotao000@gmail.com

Jian Kang

Department of Biostatistics
University of Michigan
jiankang@umich.edu

Tor Lattimore

Google Deepmind
lattimore@google.com

Lexin Li*

Department of Biostatistics and Epidemiology
University of California at Berkeley
lexinli@berkeley.edu

Abstract

A brain-computer interface (BCI) is a technology that enables direct communication between the brain and an external device or computer system. It allows individuals to interact with the device using only their thoughts, and holds immense potential for a wide range of applications in medicine, rehabilitation, and human augmentation. An electroencephalogram (EEG) and event-related potential (ERP)-based speller system is a type of BCI that allows users to spell words without using a physical keyboard, but instead by recording and interpreting brain signals under different stimulus presentation paradigms. Conventional non-adaptive paradigms treat each word selection independently, leading to a lengthy learning process. To improve the sampling efficiency, we cast the problem as a sequence of best-arm identification tasks in multi-armed bandits. Leveraging pre-trained large language models (LLMs), we utilize the prior knowledge learned from previous tasks to inform and facilitate subsequent tasks. To do so in a coherent way, we propose a sequential top-two Thompson sampling (STTS) algorithm under the fixed-confidence setting and the fixed-budget setting. We study the theoretical property of the proposed algorithm, and demonstrate its substantial empirical improvement through both synthetic data analysis as well as a P300 BCI speller simulator example.

1 Introduction

A brain-computer interface (BCI) is a groundbreaking technology that enables direct communication between the brain and an external device or computer system. It involves the use of various sensors, such as electroencephalography (EEG), electrocorticography (ECoG), or implantable neural electrodes, which detect and record the electrical signals produced by the brain. Those signals are then processed by machine learning algorithms to interpret and extract meaningful commands and

*Corresponding to Botao Hao, Lexin Li.

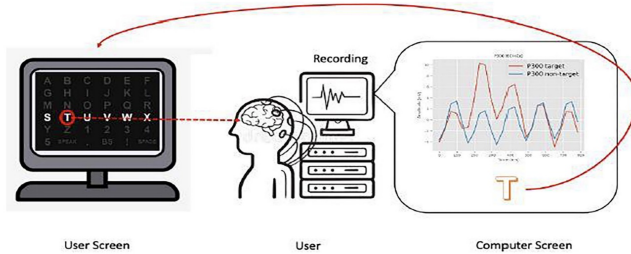


Figure 1: An illustration of the P300 speller system [Ma et al., 2022]. At the beginning of the experiment, the user focuses the attention on the desired character or word they wish to type. The system presents a sequence of flashes on a virtual screen to the user, who responds to different flashes eliciting different brain signals (target or non-target). These EEG signals are captured by the electrodes and analyzed in a fixed time window after each flash to make a binary decision whether a P300 ERP response is produced. The binary classification results are then converted into character or word-level probabilities, and the one with the highest probability is shown on the screen.

intentions. BCI holds immense potential for a wide range of applications. For instance, it provides a valuable communication aid for individuals with disabilities [Wolpaw et al., 2018].

The P300 speller is a type of BCI system that allows users to select characters or spell words on a computer screen without using a physical keyboard but instead the brain signals. It is based on the P300 event-related potential (ERP), which is a brain response, in the form of a specific pattern of voltage fluctuation, that occurs approximately 300 milliseconds after a relevant stimulus is presented. The stimuli are typically individual characters or symbols flashed on a computer screen in a grid-like layout, and ERP is detected and recorded by a scalp EEG cap or a similar device. After a stimulus is presented, the EEG signals captured by the electrodes are analyzed within a fixed time window by signal processing and machine learning algorithms, which detect the occurrence of the P300 response and determine the target character. Figure 1 give a graphical illustration of the system.

A key limitation of the existing system is that the stimuli are usually presented in a fixed and predetermined fashion. In addition, when presenting a word or a sentence, the system treats each character or each word independently, and totally ignores the inherent relations among the characters or words. As a result, a large number of stimulus flashes are usually required to achieve a certain level of accuracy of character or word identification. A language model essentially defines a collection of conditional probability distributions over the next token given the past tokens. Recently, pre-trained large language models (LLMs) such as GPT-3 [Brown et al., 2020] have achieved striking success in natural language processing (NLP), and can produce coherent and human-like text. The objective of this article is to utilize language model as the prior information to improve the sampling efficiency of the P300 BCI system through an adaptive stimulus design.

Contributions Our contributions are three-fold:

- We introduce a novel sequential best-arm identification problem formulation that is motivated by a real-world BCI application. Each word the user wishes to type is treated as the optimal arm, and adaptive stimulus selection is the learning objective. By leveraging the pre-trained language model as an informative prior, the goal of the agent is to identify the target sequence of words as soon as possible (the fixed-confidence setting), or make as fewer mistakes as possible given a fixed number of flashes (the fixed-budget setting).
- We propose a sequential top-two Thompson sampling (STTS) algorithm that utilizes the prior information in a coherent way. We derive the error probability bound in the fixed-budget setting that quantifies the prior effect through the conditional entropy of the prior distribution of the optimal arms. We also investigate the fixed-confidence setting theoretically.
- We conduct intensive experiments, using a P300 ERP-based BCI speller simulator [Ma et al., 2022], along with the pre-trained GPT-2 [Radford et al., 2019] and the OpenAI API for GPT-3 [Brown et al., 2020]. We demonstrate the substantial improvement over several state-of-the-art baseline algorithms that do not use the prior information.

1.1 Related work

We first review the literature on multi-armed bandits, then the literature on P300 BCI.

For learning a single task, [Even-Dar et al. \[2002\]](#) first introduced best-arm identification in the fixed-confidence setting, while [Audibert et al. \[2010\]](#) studied the fixed-budget setting. [Kaufmann et al. \[2016\]](#) investigated the optimal sample complexity, and [Jun et al. \[2016\]](#) explored the batch arm pulls setting. [Russo \[2016\]](#) proposed the top-two Thompson sampling as an effective anytime sampling rule that does not depend on the confidence parameter. Its theoretical properties were studied in [Russo \[2016\]](#), [Qin et al. \[2017\]](#), [Shang et al. \[2020\]](#), [Qin and Russo \[2022\]](#), [Jourdan et al. \[2022\]](#). However, existing asymptotic analysis cannot demonstrate the prior effect.

For learning multiple tasks sequentially, [Boutilier et al. \[2020\]](#), [Simchowitz et al. \[2021\]](#), [Kveton et al. \[2021\]](#), [Azizi et al. \[2022\]](#) studied meta-learning in the context of Bayesian bandits for cumulative and simple regret minimization. They assumed that an unknown instance prior is drawn from a known meta-prior. Then each task is sampled i.i.d. from this instance prior. In contrast, we assume the sequence of tasks is sampled from a joint prior distribution such that each task is *not independent* of each other. This necessitates the prior-dependent analysis that has only been studied in the regret minimization setting [[Russo and Van Roy, 2016](#), [Hao et al., 2023](#)].

For P300 BCI studies, there have recently emerged a number of proposals for adaptive stimulus selection. [Speier et al. \[2011\]](#) used language models to weigh the output of stepwise linear discriminant analysis (LDA) for classification confidence. [Park and Kim \[2012\]](#) framed the problem as a partially observable Markov decision process (POMDP). However, the POMDP problem becomes difficult to solve for a real-time system with a large search space. [Ma et al. \[2021\]](#) used Beta-Bernoulli Thompson sampling for adaptive stimulus selection, but did not formulate the problem as a best-arm identification, and only considered a single task. We refer to [Heskebeck et al. \[2022\]](#) for a comprehensive review of the multi-armed bandits approaches in the BCI setting.

2 Sequential best-arm identification

We consider the problem that the agent sequentially interacts with M bandit environments, with each interaction referred to as a task. In the P300 BCI setting, each task corresponds to a single word. Each environment, indexed by $m \in [M]$, is characterized by a random vector $\theta_m \in \mathbb{R}^J$ with a prior distribution $\nu_m(\cdot)$, which will be detailed in Section 2.1. The action set is $\mathcal{A} = \{a_1, \dots, a_J\} \subseteq \mathbb{R}^J$, where a_j is the standard basis vector. At each task m and round t , the agent selects an action $A_{t,m} \in \mathcal{A}$, and receives a reward $R_{t,m} = \langle A_{t,m}, \theta_m \rangle + \eta_{t,m}$, where $\langle \cdot, \cdot \rangle$ is the vector inner product, and $(\eta_{t,m})$ is a sequence of independent standard Gaussian random variables. The optimal arm, denoted as $A_m^* = \arg\max_{a \in \mathcal{A}} \theta_m^\top a$, is also a random variable. Moreover, let $(\Omega, \mathcal{F}, \mathbb{P})$ denote a measurable space. Let $\mathcal{H}_{t,m}$ denote the history of task m up to round t , and $\mathcal{D}_m = (\mathcal{H}_{\tau_1,1}, \dots, \mathcal{H}_{\tau_{m-1},m-1})$. Write $\mathbb{P}_{t,m}(\cdot) = \mathbb{P}(\cdot | \mathcal{H}_{t,m}, \mathcal{D}_m)$. Let $[N] = \{1, 2, \dots, N\}$ for a positive integer N .

In the fixed-confidence setting [[Even-Dar et al., 2002](#)], the agent chooses a policy $\pi^m = (\pi_{t,m})_{t=1}^\infty$ as the sampling rule. The horizon is not fixed in advance, however, as the agent decides a stopping time τ_m adapted to filtration, $\mathbb{F}^m = (\mathcal{F}_{t,m})_{t=0}^\infty$, with $\mathcal{F}_{t,m} = \sigma(A_{1,m}, R_{1,m}, \dots, A_{t,m}, R_{t,m})$, where σ is the Borel σ -algebra. At the end of the task, the agent takes an action or say a decision ψ_m . In the P300 BCI example, this decision is the word the system believes the user intends to type. For a given a confidence level $\delta \in (0, 1)$, the objective is to output a sequence of arms that are optimal for each task with probability at least $1 - \delta$ as soon as possible.

In the fixed-budget setting [[Bubeck et al., 2009](#)], the agent is given a budget n for each task, choose a policy $\pi^m = (\pi_{t,m})_{t=1}^n$, and takes an action ψ_m at the end of the task. The objective is to make the cumulative probability that ψ_m is sub-optimal as small as possible.

2.1 Prior specification

A language model ρ defines a collection of conditional probability distributions (ρ_1, \dots, ρ_M) , where ρ_m denotes a probability distribution over the m th word given the first $m - 1$ words. In a P300 BCI experiment, the word that an individual attempts to type is viewed as the optimal arm. The joint

distribution over the collection of optimal arms (A_1^*, \dots, A_M^*) can be written through the chain rule:

$$\rho(A_1^*, \dots, A_M^*) = \prod_{m=1}^M \rho_m = \prod_{m=1}^M \mathbb{P}(A_m^* = \cdot | A_1^*, \dots, A_{m-1}^*) . \quad (2.1)$$

For each task, the prior distribution of θ_m^* can be specified through

$$\begin{aligned} \nu_m &= \mathbb{P}(\theta_m \in \cdot | A_1^*, \dots, A_{m-1}^*) \\ &= \sum_{j=1}^J \underbrace{\mathbb{P}(\theta_m \in \cdot | A_m^* = j, A_1^*, \dots, A_{m-1}^*)}_{\text{prior of the conditional mean reward}} \underbrace{\mathbb{P}(A_m^* = j | A_1^*, \dots, A_{m-1}^*)}_{\text{prior of the optimal arm}} , \end{aligned} \quad (2.2)$$

which is a mixture distribution. While the prior of the optimal arm can be defined by (2.1), there are several ways to specify the prior of the conditional mean reward, depending on the problem setting. For the P300 BCI example, the reward only differs upon whether the stimulus is a target or a non-target. Consequently, all sub-optimal arms share the same mean reward. Thus it is natural to assume that, conditional on $A_m^* = j, A_1^*, \dots, A_{m-1}^*$, is of the form,

$$\theta_m | A_m^* = j, A_1^*, \dots, A_{m-1}^* \stackrel{d}{=} (\mu, \dots, \underbrace{\mu + \Delta}_{j^{\text{th}}}, \dots, \mu), \quad (2.3)$$

where $\mu \sim \mathcal{N}(0, \sigma_0^2)$, and $\Delta \sim \exp(\sigma_1)$, for some $\sigma_0, \sigma_1 > 0$.

3 Sequential top-two Thompson sampling

We propose a sequential top-two Thompson sampling (STTS) algorithm that utilizes the prior information in a coherent way. We also develop the corresponding stopping rule and the decision rule for both the fixed-confidence setting and the fixed-budget setting.

3.1 Sampling procedure

STTS assumes there exists a posterior sampling oracle that can be obtained exactly when a conjugate prior is used, or through various approximation methods, such as Markov chain Monte Carlo.

Definition 3.1 (Posterior sampling oracle). *Given a prior ν_m over θ_m and history $\mathcal{H}_{t,m}, \mathcal{D}_m$, the posterior sampling oracle, SAMP, is a subroutine which returns a sample from the posterior distribution $\mathbb{P}_{t,m}(\theta_m \in \cdot)$. Multiple calls to the procedure result in independent samples.*

Our proposed STTS algorithm is an extension of the top-two Thompson sampling [Qin and Russo, 2022, Russo, 2016] that sequentially calls the language model ρ to construct an informative prior. At task m and round t , STTS first draws a posterior sample $\tilde{\theta}_{t,m}$ using SAMP as well as the language model ρ , and set $A_{t,m,1} = \arg\max_{a \in \mathcal{A}} \tilde{\theta}_{t,m}^\top a$. Then STTS repeatedly samples from SAMP to obtain $\tilde{\theta}_{t,m}$, and set $A_{t,m,2} = \arg\max_{a \in \mathcal{A}} \tilde{\theta}_{t,m}^\top a$ until $A_{t,m,1} \neq A_{t,m,2}$. We pick $A_{t,m} = A_{t,m,1}$ with probability equal to $\beta \in (0, 1]$, and $A_{t,m} = A_{t,m,2}$ with probability equal to $1 - \beta$. In practice, we recommend $\beta = 1/2$, following Qin and Russo [2022].

3.2 Stopping rule and decision rule

For the stopping rule in the fixed-confidence setting, we employ the Chernoff stopping rule introduced by Garivier and Kaufmann [2016], Shang et al. [2020]. Let N_{t,a_i} denote the number of pulls of arm a_i before round t for each task, and μ_{t,a_i} the posterior mean for arm a_i and $\mu_{t,a_i,a_j} = (N_{t,a_i} \mu_{t,a_i} + N_{t,a_j} \mu_{t,a_j}) / (N_{t,a_i} + N_{t,a_j})$. We further define $Z_{t,a_i,a_j} = N_{t,a_i} \text{KL}(\mu_{t,a_i}, \mu_{t,a_i,a_j})$ for any two arms a_i and a_j , such that $Z_t(a_i, a_j) = 0$ if $\mu_{t,a_j} \geq \mu_{t,a_i}$, and $Z_t(a_i, a_j) = Z_{t,a_i,a_j} + Z_{t,a_j,a_i}$ otherwise, where $\text{KL}(\mu_1, \mu_2)$ is the KL-divergence between two distributions with mean μ_1 and μ_2 . For each task m , the Chernoff stopping rule is,

$$\tau_m = \inf \left\{ t \in \mathbb{N} : \max_{a_i \in \mathcal{A}} \min_{a_j \in \mathcal{A} \setminus \{a_i\}} Z_t(a_i, a_j) \geq \gamma_{t,\delta} \right\} , \quad (3.1)$$

where $\gamma_{t,\delta}$ is the threshold parameter and δ controls the level of confidence. As noted in Shang et al. [2020], $Z_t(a_i, a_j)$ can be interpreted as a generalized likelihood ratio statistic. As the agent interacts with M tasks sequentially, we employ the Bonferroni correction to handle multiple comparisons [Dunn, 1961]. As such, the family-wise error rate $\delta_M = \delta/M$, and the level of confidence for each task becomes $1 - \delta/M$. For the final decision rule, we choose the Bayes optimal decision rule, $\psi_m = \operatorname{argmax}_i \mu_{\tau_m, a_i}$.

We summarize the full procedure for the fixed-confidence setting in Algorithm 1. For the fixed-budget setting, the only change is that we stop the algorithm when some pre-specified budget constraint is met.

Algorithm 1 STTS for sequential best-arm identification

input LLM ρ , sampling oracle $SAMP$, level of confidence δ , sampling parameter β

output A sequence of recommended actions $\{\psi_1, \dots, \psi_M\}$

```

for  $m \in [M]$  do
  Construct the informative prior based on  $\rho$  and history  $\{\psi_1, \dots, \psi_{m-1}\}$ 
  Set  $t = 0$ 
  while TRUE do
    Set  $t = t + 1$ 
    Sample  $\tilde{\theta}_{t,m}$  from  $SAMP$  and set  $A_{t,m,1} = A_{t,m,2} = \operatorname{argmax}_a \tilde{\theta}_{t,m}^\top a$ 
    while  $A_{t,m,1} = A_{t,m,2}$  do
      Re-sample  $\tilde{\theta}_{t,m}$  from  $SAMP$  and set  $A_{t,m,2} = \operatorname{argmax}_a \tilde{\theta}_{t,m}^\top a$ 
    end while
    Sample  $C_{t,m} \sim \text{Bernoulli}(\beta)$ 
    Pull arm  $A_{t,m} = A_{t,m,1}C_{t,m} + A_{t,m,2}(1 - C_{t,m})$  and receive  $R_{t,m}$ 
    if  $\max_{a_i \in \mathcal{A}} \min_{a_j \in \mathcal{A} \setminus \{a_i\}} Z_t(a_i, a_j) \geq \gamma_{t,\delta_M}$  then
      Identify the best arm  $\psi_m$ 
      STOP and break the while loop
    end if
    Update  $SAMP$ 
  end while
end for

```

4 Theoretical results

We first consider the fixed-budget setting. When the recommended word at the end of one task is wrong, we say the agent makes a mistake. The next theorem derives the corresponding error probability bound.

Theorem 4.1. *Consider a sequence of M best-arm identification problems, and assume for each task m , all the sub-optimal arms have the same and known sub-optimality gap, $\Delta_m = \langle A_m^* - a, \theta_m \rangle$, for any $a \in \mathcal{A}$. If STTS is applied with $\beta \geq 1/2$ and with the Bayes optimal decision rule ψ_m , then for any positive integer-valued budget n ,*

$$\begin{aligned}
 \frac{1}{M} \sum_{m=1}^M \mathbb{P}(\psi_m \neq A_m^*) &\leq \underbrace{\sum_{m=1}^M \frac{\sqrt{\mathbb{H}(A_m^* | A_{m-1}^*, \dots, A_1^*)}}{\Delta_m} \frac{6}{M} \sqrt{\frac{\log(J(1+n))}{1+n}}}_{\text{main term}} \\
 &\quad + \underbrace{1 - \frac{1}{M} \sum_{m=1}^M \prod_{j=1}^{m-1} \left(1 - \frac{6}{\Delta_m} \sqrt{\frac{\log(J(1+n)) \mathbb{H}(A_m^* | A_{m-1}^*, \dots, A_1^*)}{1+n}} \right)}_{\text{remainder term}},
 \end{aligned}$$

where $\mathbb{H}(\cdot | \cdot)$ is the conditional entropy.

In this bound, the term $\mathbb{H}(A_m^* | A_{m-1}^*, \dots, A_1^*)$ characterizes the effect of the prior. In P300 BCI, the prior distribution of A_m^* is informed by a language model such that $\mathbb{H}(A_m^* | A_{m-1}^*, \dots, A_1^*)$ is much smaller than $\log(J)$. This is validated by our experiment in Figure 2, left panel, where the entropy of

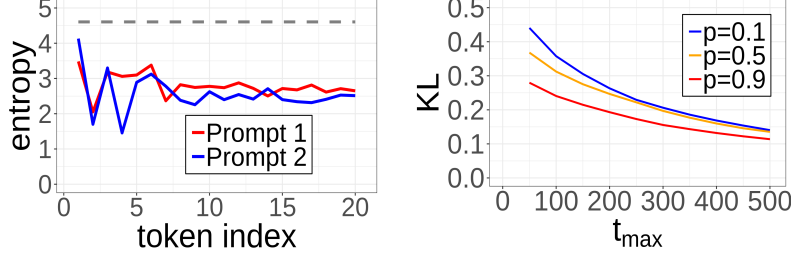


Figure 2: Left panel: the entropy of the next word under two different prompts (red and blue curves) versus and the entropy of a uniform distribution (the dashed line). Right panel: the KL divergence between the allocation rule of STTS and the optimal allocation rule. A larger p indicates a stronger prior. When STTS reaches t_{\max} , it stops.

the probability distribution over next word outputted by GPT-2 [Radford et al., 2019] is shown to be much smaller than an uniform distribution. The remainder term is the price the agent pays for making mistakes. When the budget n for each task tends to infinity, the remainder term goes to 0.

There is another practical scenario where at the end of task m , the agent is given the identity of the optimal arm A_m^* . If the recommended action is wrong, the agent pays an extra price c . In P300 BCI, if the system outputs a wrong recommendation, the participant will gaze at the backspace and the system will repeat the process until the right word is recommended. In this case, the error probability can be bounded by

$$\frac{1}{M} \sum_{m=1}^M \mathbb{P}(\psi_m \neq A_m^*) \leq \sum_{m=1}^M \frac{\sqrt{\mathbb{H}(A_m^* | A_{m-1}^*, \dots, A_1^*)}}{\Delta_m} \frac{6}{M} \sqrt{\frac{\log(J(1+n))}{1+n}},$$

and the number of mistakes is bounded by $c \sum_{m=1}^M \mathbb{P}(\psi_m \neq A_m^*)$.

In this theorem, we have assumed the same and known gaps for all sub-optimal arms, which allows us to use simple regret guarantee to bound the error probability. For P300 BCI, this is a reasonable assumption, since all the non-target stimuli have the same levels of EEG responses and the gap can usually be estimated through the offline data [Ma et al., 2021].

We next consider the fixed-confidence setting. Choosing the threshold $\gamma_{t,\delta} = 4\ln(4 + \ln(t)) + 2C(\ln((J-1)/\delta)/2)$ for some constant C , and applying Theorem 1 in Shang et al. [2020] leads to an asymptotic sample complexity bound for STTS, coupled with the Bonferroni correction, as,

$$\limsup_{\delta \rightarrow 0} \frac{\sum_{m=1}^M \mathbb{E}[\tau_m]}{\log(1/\delta)} \leq \sum_{m=1}^M \int \frac{2J}{\Delta_m} d\nu_m(\Delta_m),$$

where we take the expectation over the prior of θ_m on both sides. However, this asymptotic result can not fully characterize the prior effect since the asymptotic complexity measure only depends on the prior of the gap Δ_m , rather than the prior of the position of the optimal arm. Typically, the overall sample complexity consists of two parts: the cost due to the optimal allocation rule, and the cost due to finding the optimal allocation rule. The latter is a lower-order term with respect to $\log(1/\delta)$. We conjecture that a more informative prior could greatly reduce the cost of finding the optimal allocation rule in the finite time. We conduct a numerical experiment to verify our conjecture. The detailed simulation setting is given in Appendix B. We report in Figure 2, right panel, the KL-divergence between the asymptotically optimal allocation rule and the allocation rule induced by STTS. It is clearly seen that, when the prior is stronger, as reflected by a larger value of p as defined in Appendix B, the allocation rule induced by STTS converges faster to the asymptotically optimal allocation rule. Meanwhile, a rigorous analysis requires a much more involved finite-time problem dependent analysis for top-two Thompson sampling, and we leave it as future research.

5 Synthetic experiments

We first carry out synthetic data experiments to investigate the empirical performance of our method and study the effect of the prior. We compare with the following baselines solutions.

- Vanilla top-two Thompson sampling (VTTS) [Russo, 2016, Qin and Russo, 2022]: top-two Thompson sampling that does not use any informative prior from the LLM.
- Batch Racing (BR) [Jun et al., 2016]: A frequentist algorithm that uses confidence interval to identify best arms in the fixed-confidence setting.
- Random Policy (Random): A uniform sampling rule.

VTTS and Random use the same stopping rule and decision rule as described in Section 3.2, while BR is only for the fixed-confidence setting. There are several other popular best-arm identification algorithms [Jamieson and Nowak, 2014, Garivier and Kaufmann, 2016] in the literature, but none of them is designed for the sequential task setting.

We define the prior for the mean reward θ_m^* through (2.2) that requires the specification for the prior of the conditional mean reward and the prior of the optimal arm. We assume the prior of the optimal arms satisfies the Markov property, such that the distribution of the m th optimal arm depends only on the $(m-1)$ th optimal arm, instead of the entire history of optimal arms. Specifically, the optimal arm for m th task is sampled from

$$\mathbb{P}(A_m^* = j) = \begin{cases} p & \text{if } j \in \{A_{m-1}^* + 1, A_{m-1}^* + 1 - J\} \cap [J] \\ (1-p)/(J-1) & \text{if } j \in \{A_{m-1}^* + 1, A_{m-1}^* + 1 - J\}^c \cap [J], \end{cases} \quad (5.1)$$

where p is a parameter that controls the strength of the prior, and S^c denotes the complement set of S . In practice, there are often offline data available [Ma et al., 2021], such that Δ can be well-estimated. Thus, the prior of the conditional mean reward follows $\theta_m | A_m^* = j, A_1^*, \dots, A_{m-1}^* \sim \mathcal{N}((\mu, \dots, \mu + \Delta, \dots, \mu), \sigma_0^2 \mathbf{I}_J)$ for any $j \in [J]$.

We also note that STTS is a general algorithm that can be coupled with any prior specification. As an illustration, we also consider a Gaussian prior specification in Appendix C.3.

5.1 Fixed-confidence setting

We begin with deriving the posterior distribution used by different variants of top-two Thompson sampling. In our setting, the prior of the mean reward of the j th arm follows a Gaussian mixture distribution,

$$\mathbb{P}(\theta_{m,j} \in \cdot | A_1^*, \dots, A_{m-1}^*) = p_{m,j} \mathcal{N}(\mu + \Delta, \sigma_0^2) + (1 - p_{m,j}) \mathcal{N}(\mu, \sigma_0^2), \quad (5.2)$$

and $p_{m,j} \in [0, 1]$ is specified later. Due to the Gaussian reward noise, the posterior distribution remains a Gaussian mixture distribution that can be efficiently sampled from. As commented earlier, when there is an oracle or external resource that reveals the identity of the optimal arm at the end of each task, STTS can start with an exact prior, which we call STTS-Oracle. We set $p_{m,j}$ for different variants of the algorithm as follows:

- For STTS-Oracle, we set $p_{m,j} = \mathbb{P}(A_m^* = j | A_{m-1}^* = a_{m-1}^*)$ for $j \in [J]$, where $\{a_1^*, \dots, a_{m-1}^*\}$ denotes the realized instances of the optimal arms.
- For STTS, we set $p_{m,j} = \mathbb{P}(A_m^* = j | A_{m-1}^* = \psi_{m-1})$ for $j \in [J]$, where $\{\psi_1, \dots, \psi_{m-1}\}$ are the recommended actions.
- For VTTS, we set $p_{m,1} = \dots = p_{m,J} = J^{-1}$.

Let $\mu_{m,t}$ denote the posterior mean, and $\sigma_{m,t,j}^2$ the posterior variance. Then the Chernoff stopping rule defined in (3.1) becomes

$$\tau_m = \min \left\{ t : \min_{j \neq \psi_{t,m}} \frac{\mu_{m,t,j_1} - \mu_{m,t,j_2}}{\sqrt{\sigma_{m,t,j_1}^2 + \sigma_{m,t,j_2}^2}} \geq \gamma_t \right\}, \quad (5.3)$$

where $\psi_{t,m} = \arg\max_a a^\top \mu_{m,t}$, and $\gamma_t = \sqrt{2 \log(\log(t)M/\delta)}$. Here, we approximate the KL-divergence of two Gaussian mixture distributions by the KL-divergence of two Gaussian distributions with the same mean and variance [Hershey and Olsen, 2007]. As the theoretical stopping rule of BR is rather conservative, we multiply its range by a factor of 0.25.

We take one sentence as one experiment, and each sentence consists of $M = 20$ words or tasks. We set the confidence level $\delta = 0.1$, and the prior parameters $\mu = 0, \sigma_0^2 = 0.2, \Delta = 2$ in (5.2). We

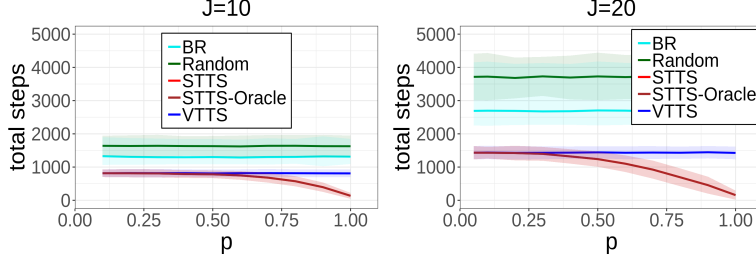


Figure 3: The empirical performance for the fixed-confidence setting.

vary the number of arms $J \in \{10, 20\}$, and $p \in \{J^{-1}\} \cup \{0.1, 0.2, \dots, 1.0\}$. A larger p indicates a stronger prior effect, and $p = J^{-1}$ means a non-informative prior. We replicate each experiment $B = 200$ times.

We consider two accuracy measures for each experiment, the 0-1 accuracy, where as long as the agent makes at least one mistake among 20 words or tasks, we mark that experiment a failure, and the average accuracy, where we compute the percentage of correctly identified words among a sentence: $\sum_{m=1}^M \sum_{b=1}^B \mathbb{I}\{\psi_m^b = A_{m,b}^*\} / (BM)$, where ψ_m^b , $A_{m,b}^*$ denotes the recommended action and the optimal action for the m th task of the b th experiment, respectively. .

Figure 3 reports the total sample complexity under a varying p , while the accuracy of all methods exceed $1 - \delta = 0.9$. It is seen from the plot that, with the prior becoming more informative, STTS clearly outperforms VTTS, BR and Random. The improvement also increases with an increasing number of arms. When the prior of the optimal arms is uniformly distributed, STTS coincides with VTTS as expected. Furthermore, STTS and STTS-Oracle exhibit similar performances. This is because, as the accuracy of STTS is consistently close to one, $\mathbb{P}(A_m^* = \cdot | A_{m-1}^* = a_{m-1}^*)$ and $\mathbb{P}(A_m^* = \cdot | A_{m-1}^* = \psi_{m-1})$ are almost identical.

5.2 Fixed-budget setting

We next consider fixed-budget setting. The sampling and decision rules remain the same while the stopping rule is determined by whether it reaches the pre-specified budget of maximum step t_{\max} per task, which varies among $\{5, 10, 15, \dots, 100\}$. We set $J \in \{10, 20\}$, $p \in \{0.1, 0.5, 0.8, 1.0\}$, and replicate each experiment $B = 200$ times. Figure 4 reports the average accuracy over all tasks for $J = 10$. We report the results for $J = 20$ in Appendix C.1. It is seen from the plot that, when the prior becomes more informative, STTS and STTS-Oracle reach a high accuracy with a smaller budget. When the prior is non-informative, STTS and STTS-Oracle perform similarly.

6 P300 BCI experiments

We carry out a P300 BCI experiment using the speller simulator [Ma et al., 2022], in conjunction with an open-source GPT-2 [Radford et al., 2019] and the OpenAI API for GPT-3 [Brown et al., 2020].

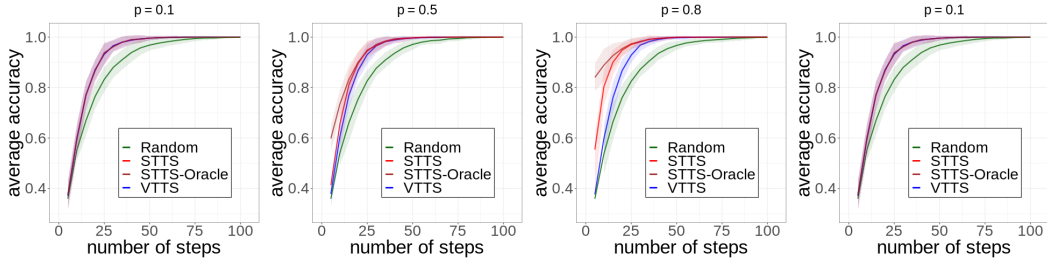


Figure 4: The empirical performance for the fixed-confidence setting with $J = 10$.

Method	σ_{EEG}^2	total steps (std)	σ_{EEG}^2	total steps (std)
STTS	1	668.30 (136.5)	2.5	1623.0 (240.6)
VTS	1	1445.0 (237.2)	2.5	2493.2 (275.5)
Random	1	6865.5 (826.6)	2.5	13523. (829.9)
BBTS	1	1430.4 (203.5)	2.5	1712.5 (248.1)
BR	1	2611.8 (112.6)	2.5	4396.4 (322.8)

Table 1: Total number of steps for Prompt 1.

6.1 Experiment setup

We simulate the brain EEG signals using the P300 ERP-based BCI speller simulator of [Ma et al. \[2022\]](#). Specifically, we set the number of electrodes to 16, the noise variance $\sigma_{\text{EEG}}^2 \in \{1, 2.5\}$, the noise spatial correlation based on a Gaussian kernel function, the noise temporal correlation from an $AR(1)$ model with an autocorrelation 0.9, and the mean magnitude of the target stimulus five times that of the non-target stimulus. In accordance with the current practice [\[Manyakov et al., 2011\]](#), we first train a binary classifier for the P300 offline data based on stepwise linear discriminant analysis [\[Donchin et al., 2000, Krusienski et al., 2008\]](#). This classifier converts the raw EEG signals into the classifier scores, which are taken as the rewards in our setting. A higher score indicates that the EEG signal is more likely to correspond to a target stimulus.

Pre-trained large language models (LLMs) such as GPT-2 or GPT-3 can produce coherent and human-like text. In our experiment, we use GPT-3 to generate the sentence of words that a participant wishes to type, and use GPT-2 to inform the prior probability distribution. This also mimics the potentially imperfect prior information that commonly appears in the real-world scenarios. Specifically, we use GPT-3 to generate $M = 20$ words given a prompt. These are the words that the participant wishes to type and form the optimal arms $\{A_1^*, \dots, A_M^*\}$. We consider two prompts: Prompt 1 (“*The most popular food in the United States is*”), and Prompt 2 (“*My favorite sports is*”). We repeat each prompt $B = 100$ times. Following the top- K sampling [\[Fan et al., 2018\]](#) and the nucleus sampling [\[Holtzman et al.\]](#), we truncate the vocabulary size of GPT-2 from the original size of 50257 to 100, so keeping the candidate words with the top-100 highest probabilities. This effectively reduces the size of action space J to 100. We specify the prior of the optimal arm using the probability distribution informed by GPT-2. We set the confidence level at $1 - \delta = 0.9$.

6.2 Experiment results

We consider two cases. First, if an algorithm recommends a wrong action, we stop the experiment, record this experiment as a failure, and compute the 0-1 accuracy. Second, if an algorithm recommends a wrong action, we let the experiment continue to run, but reveal the identity of the optimal arm, and compute the average accuracy. We also compare with Beta-Bernoulli Thompson sampling (BBTS) of [Ma et al. \[2021\]](#) for adaptive stimulus selection. Since there is no theoretical justification of the p_{\max} in the stopping rule of BBTS, we choose it in a heuristic way as $p_{\max} = 1 - \delta/(1000M)$.

Fixed-confidence setting. We stop the algorithm when the Chernoff stopping rule (5.3) is satisfied. Table 1 reports the total number of steps, i.e., flashes, while the 0-1 accuracy and the average accuracy for all algorithms are always above 0.9. It is seen from the table that, facilitated by the LLM-informed prior, STTS can reduce the total number of stimulus flashes by 25% to 50% while maintaining about the same accuracy.

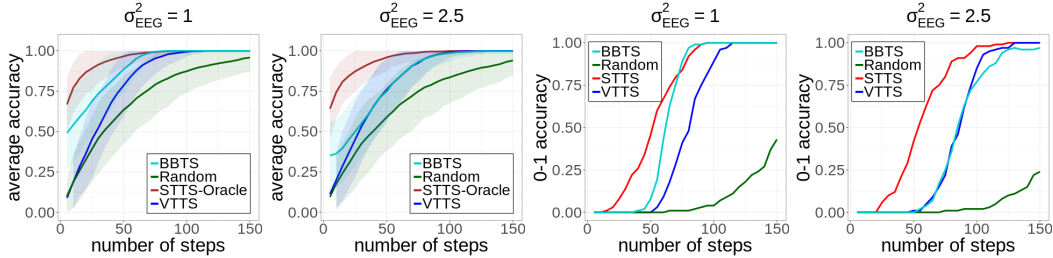


Figure 5: The average accuracy and 0-1 accuracy in the fixed budget setting.

Fixed-budget setting. We stop the algorithm stops when it reaches a pre-specified maximum number of flashes $t_{\max} \in \{5, 10, 15, \dots, 150\}$. Figure 5 reports both the 0-1 accuracy and the average accuracy. It is seen from the plot that STTS-Oracle achieves the highest average accuracy, while STTS achieves the highest 0-1 accuracy with a smaller budget than the competing methods.

7 Conclusion

The BCI technology has the potential to revolutionize human communication by bypassing physical constraints and interacting directly with the brain. However, a critical challenge lies in its low sampling efficiency. We propose a sequential best-arm identification formulation for the P300 BCI system that greatly enhances its sampling efficiency. We hope our work could open the door of using adaptive bandit algorithms for this important application. There should be no ethics/societal risk for this work since all numerical analyses in this article are based on simulations.

References

- Jean-Yves Audibert, Sébastien Bubeck, and Rémi Munos. Best arm identification in multi-armed bandits. In *COLT*, pages 41–53, 2010.
- Mohammadjavad Azizi, Branislav Kveton, Mohammad Ghavamzadeh, and Sumeet Katariya. Meta-learning for simple regret minimization. *arXiv preprint arXiv:2202.12888*, 2022.
- Craig Boutilier, Chih-Wei Hsu, Branislav Kveton, Martin Mladenov, Csaba Szepesvari, and Manzil Zaheer. Differentiable meta-learning of bandit policies. *Advances in Neural Information Processing Systems*, 33: 2122–2134, 2020.
- Tom Brown, Benjamin Mann, Nick Ryder, Melanie Subbiah, Jared D Kaplan, Prafulla Dhariwal, Arvind Neelakantan, Pranav Shyam, Girish Sastry, Amanda Askell, et al. Language models are few-shot learners. *Advances in neural information processing systems*, 33:1877–1901, 2020.
- Sébastien Bubeck, Rémi Munos, and Gilles Stoltz. Pure exploration in multi-armed bandits problems. In *Algorithmic Learning Theory: 20th International Conference, ALT 2009, Porto, Portugal, October 3-5, 2009. Proceedings 20*, pages 23–37. Springer, 2009.
- Emanuel Donchin, Kevin M Spencer, and Ranjith Wijesinghe. The mental prosthesis: assessing the speed of a p300-based brain-computer interface. *IEEE transactions on rehabilitation engineering*, 8(2):174–179, 2000.
- Olive Jean Dunn. Multiple comparisons among means. *Journal of the American statistical association*, 56(293): 52–64, 1961.
- Eyal Even-Dar, Shie Mannor, and Yishay Mansour. Pac bounds for multi-armed bandit and markov decision processes. In *COLT*, volume 2, pages 255–270. Springer, 2002.
- Angela Fan, Mike Lewis, and Yann Dauphin. Hierarchical neural story generation. *arXiv preprint arXiv:1805.04833*, 2018.
- Aurélien Garivier and Emilie Kaufmann. Optimal best arm identification with fixed confidence. In *Conference on Learning Theory*, pages 998–1027. PMLR, 2016.
- Botao Hao, Rahul Jain, Tor Lattimore, Benjamin Van Roy, and Zheng Wen. Leveraging demonstrations to improve online learning: Quality matters. *arXiv preprint arXiv:2302.03319*, 2023.
- John R Hershey and Peder A Olsen. Approximating the kullback leibler divergence between gaussian mixture models. In *2007 IEEE International Conference on Acoustics, Speech and Signal Processing-ICASSP’07*, volume 4, pages IV–317. IEEE, 2007.
- Frida Heskebeck, Carolina Bergeling, and Bo Bernhardsson. Multi-armed bandits in brain-computer interfaces. *Frontiers in Human Neuroscience*, 16, 2022.
- Ari Holtzman, Jan Buys, Li Du, Maxwell Forbes, and Yejin Choi. The curious case of neural text degeneration. In *International Conference on Learning Representations*.
- Kevin Jamieson and Robert Nowak. Best-arm identification algorithms for multi-armed bandits in the fixed confidence setting. In *2014 48th Annual Conference on Information Sciences and Systems (CISS)*, pages 1–6. IEEE, 2014.

- Marc Jourdan, Rémy Degenne, Dorian Baudry, Rianne de Heide, and Emilie Kaufmann. Top two algorithms revisited. *arXiv preprint arXiv:2206.05979*, 2022.
- Kwang-Sung Jun, Kevin Jamieson, Robert Nowak, and Xiaojin Zhu. Top arm identification in multi-armed bandits with batch arm pulls. In *Artificial Intelligence and Statistics*, pages 139–148. PMLR, 2016.
- Emilie Kaufmann, Olivier Cappé, and Aurélien Garivier. On the complexity of best arm identification in multi-armed bandit models. *Journal of Machine Learning Research*, 17:1–42, 2016.
- Dean J Krusienski, Eric W Sellers, Dennis J McFarland, Theresa M Vaughan, and Jonathan R Wolpaw. Toward enhanced p300 speller performance. *Journal of neuroscience methods*, 167(1):15–21, 2008.
- Branislav Kveton, Mikhail Konobeev, Manzil Zaheer, Chih-wei Hsu, Martin Mladenov, Craig Boutilier, and Csaba Szepesvari. Meta-thompson sampling. In *International Conference on Machine Learning*, pages 5884–5893. PMLR, 2021.
- Tianwen Ma, Jane E Huggins, and Jian Kang. Adaptive sequence-based stimulus selection in an erp-based brain-computer interface by thompson sampling in a multi-armed bandit problem. In *2021 IEEE International Conference on Bioinformatics and Biomedicine (BIBM)*, pages 3648–3655. IEEE, 2021.
- Tianwen Ma, Yang Li, Jane E Huggins, Ji Zhu, and Jian Kang. Bayesian inferences on neural activity in eeg-based brain-computer interface. *Journal of the American Statistical Association*, pages 1–12, 2022.
- Nikolay V Manyakov, Nikolay Chumerin, Adrien Combaz, and Marc M Van Hulle. Comparison of classification methods for p300 brain-computer interface on disabled subjects. *Computational intelligence and neuroscience*, 2011:1–12, 2011.
- Jaeyoung Park and Kee-Eung Kim. A pomdp approach to optimizing p300 speller bci paradigm. *IEEE Transactions on Neural Systems and Rehabilitation Engineering*, 20(4):584–594, 2012.
- Chao Qin and Daniel Russo. Adaptivity and confounding in multi-armed bandit experiments. *arXiv preprint arXiv:2202.09036*, 2022.
- Chao Qin, Diego Klabjan, and Daniel Russo. Improving the expected improvement algorithm. *Advances in Neural Information Processing Systems*, 30, 2017.
- Alec Radford, Jeffrey Wu, Rewon Child, David Luan, Dario Amodei, Ilya Sutskever, et al. Language models are unsupervised multitask learners. *OpenAI blog*, 1(8):9, 2019.
- Daniel Russo. Simple bayesian algorithms for best arm identification. In *Conference on Learning Theory*, pages 1417–1418. PMLR, 2016.
- Daniel Russo and Benjamin Van Roy. An information-theoretic analysis of thompson sampling. *The Journal of Machine Learning Research*, 17(1):2442–2471, 2016.
- Xuedong Shang, Rianne Heide, Pierre Menard, Emilie Kaufmann, and Michal Valko. Fixed-confidence guarantees for bayesian best-arm identification. In *International Conference on Artificial Intelligence and Statistics*, pages 1823–1832. PMLR, 2020.
- Max Simchowitz, Christopher Tosh, Akshay Krishnamurthy, Daniel J Hsu, Thodoris Lykouris, Miro Dudik, and Robert E Schapire. Bayesian decision-making under misspecified priors with applications to meta-learning. *Advances in Neural Information Processing Systems*, 34:26382–26394, 2021.
- William Speier, Corey Arnold, Jessica Lu, Ricky K Taira, and Nader Pouratian. Natural language processing with dynamic classification improves p300 speller accuracy and bit rate. *Journal of Neural Engineering*, 9(1):016004, 2011.
- Jonathan R Wolpaw, Richard S Bedlack, Domenic J Reda, Robert J Ringer, Patricia G Banks, Theresa M Vaughan, Susan M Heckman, Lynn M McCane, Charles S Carmack, Stefan Winden, et al. Independent home use of a brain-computer interface by people with amyotrophic lateral sclerosis. *Neurology*, 91(3):e258–e267, 2018.

A Proof of Theorem 4.1

We first consider the case when the recommended action is wrong, the subsequent task would use the wrong information. Suppose the prior is as specified in Section 2.1. Define the sub-optimality gap $\Delta_m = \langle A_m^*, \theta_m \rangle - \langle a, \theta_m \rangle$ for any $a \in \mathcal{A}$, $a \neq A_m^*$. Note that

$$\begin{aligned} \mathbb{E}[\langle A_m^*, \theta_m \rangle - \langle \psi_m, \theta_m \rangle] &= \mathbb{E}[(\langle A_m^*, \theta_m \rangle - \langle \psi_m, \theta_m \rangle) \mathbb{I}(\psi_m \neq A_m^*)] \\ &\quad + \mathbb{E}[(\langle A_m^*, \theta_m \rangle - \langle \psi_m, \theta_m \rangle) \mathbb{I}(\psi_m = A_m^*)] \\ &= \mathbb{E}[\Delta_m \mathbb{I}(\psi_m \neq A_m^*)], \end{aligned}$$

where ψ_m is the recommended action at the end of task m . Since we assume all the sub-optimal arms have the same mean reward, and the sub-optimality gap is known, the error probability can be bounded through the simple regret:

$$\mathbb{P}(\psi_m \neq A_m^*) = \frac{1}{\Delta_m} \mathbb{E}[\langle A_m^*, \theta_m \rangle - \langle \psi_m, \theta_m \rangle],$$

where the expectation in the left side is with respect to the prior distribution of θ_m . We employ Proposition 1 of [Qin and Russo \[2022\]](#) for the top-two Thompson sampling for a single task. Define an event $\mathcal{E}_m = \{\psi_1 = A_1^*, \dots, \psi_{m-1} = A_{m-1}^*\}$. As [Qin and Russo \[2022\]](#) requires the top-two Thompson sampling starting with a correct prior, we decompose the simple regret term based on \mathcal{E}_m as,

$$\begin{aligned} \mathbb{E}[\langle A_m^*, \theta_m \rangle - \langle \psi_m, \theta_m \rangle] &= \underbrace{\mathbb{E}[(\langle A_m^*, \theta_m \rangle - \langle \psi_m, \theta_m \rangle) \mathbb{I}(\mathcal{E}_m)]}_{I_1} \\ &\quad + \underbrace{\mathbb{E}[(\langle A_m^*, \theta_m \rangle - \langle \psi_m, \theta_m \rangle) \mathbb{I}(\mathcal{E}_m^c)]}_{I_2}. \end{aligned} \quad (\text{A.1})$$

Applying Proposition 1 of [Qin and Russo \[2022\]](#), we obtain that,

$$I_1 \leq 6\sqrt{\log(J(1+n))\mathbb{H}(A_m^*|A_{m-1}^*, \dots, A_1^*)(1+n)^{-1}}, \quad (\text{A.2})$$

where $\mathbb{H}(\cdot|\cdot)$ is the conditional entropy. To bound I_2 , we have that,

$$\begin{aligned} I_2 &= \mathbb{E}[(\langle A_m^*, \theta_m \rangle - \langle \psi_m, \theta_m \rangle) \mathbb{I}(\mathcal{E}_m^c)] \\ &\leq \Delta_m (1 - \mathbb{E}[\mathbb{P}(\psi_1 = A_1^*, \dots, \psi_{m-1} = A_{m-1}^*)]) \\ &= \Delta_m \left(1 - \mathbb{E} \left[\prod_{j=1}^{m-1} \mathbb{P}(\psi_j = A_j^* | \psi_{j-1} = A_{j-1}^*, \dots, \psi_1 = A_1^*) \right] \right) \\ &= \Delta_m \left(1 - \mathbb{E} \left[\prod_{j=1}^{m-1} (1 - \mathbb{P}(\psi_j \neq A_j^* | \psi_{j-1} = A_{j-1}^*, \dots, \psi_1 = A_1^*)) \right] \right). \end{aligned}$$

Applying Proposition 1 of [Qin and Russo \[2022\]](#) again, we have that,

$$\mathbb{P}(\psi_j \neq A_j^* | \psi_{j-1} = A_{j-1}^*, \dots, \psi_1 = A_1^*) \leq \frac{6}{\Delta_m} \sqrt{\frac{\log(J(1+n))\mathbb{H}(A_m^*|A_{m-1}^*, \dots, A_1^*)}{1+n}}. \quad (\text{A.3})$$

Denote $p_m = 6\sqrt{\log(J(1+n))\mathbb{H}(A_m^*|A_{m-1}^*, \dots, A_1^*)(1+n)^{-1}}/\Delta_m$. Putting Eqs. (A.1)-(A.3) together, we obtain that,

$$\mathbb{P}(\psi_m \neq A_m^*) \leq p_m + \left(1 - \prod_{j=1}^{m-1} (1 - p_j) \right).$$

Summing over all the tasks, we obtain that,

$$\sum_{m=1}^M \mathbb{P}(\psi_m \neq A_m^*) \leq \sum_{m=1}^M p_m + \sum_{m=1}^M \left(1 - \prod_{j=1}^{m-1} (1 - p_j) \right),$$

where the second term is the price the agent pays for the wrong prediction.

We next consider the case when the agent is given the identity of the optimal arm A_m^* at the end of task m . If the recommended action is wrong, the agent would pay an extra constant price c . This is motivated by the BCI setting, i.e., if the system outputs a wrong prediction, the participant would gaze at the backspace and the system would repeat the process until the right word is outputted. In this case, we have that,

$$\sum_{m=1}^M \mathbb{P}(\psi_m \neq A_m^*) \leq \sum_{m=1}^M p_m.$$

This completes the proof.

B Verifying the role of prior in the fixed-confidence setting

We study how fast the allocation rule of each arm using STTS converges to the optimal allocation rule and how the information of the prior affects the convergence. Following the prior specified in Section 5 and the computation in Shang et al. [2020], the optimal allocation rule p^* pulls the optimal arm with the probability $\beta = 1/2$, and all the other arms with the probability $1/(2J - 2)$. We set the prior parameters $\mu = 0, \sigma_0^2 = 1, \Delta = 0.5$, the number of arms $J = 10$, and we vary $p \in \cup\{0.1, 0.5, 0.9\}$. Define $p_{t,a_i} = N_{t,a_i}/t$ as the proportion of selections of arm a_i before round t . The algorithm stops when it reaches the pre-specified maximum number of steps $t_{\max} \in \{50, 100, 150, \dots, 500\}$ per task.

To compare the STTS allocation rule and the optimal allocation rule, we report the KL divergence $\text{KL}(p_t, p^*)$ in Figure 2. It is clearly seen that when the prior becomes stronger, the allocation rule induced by STTS converges faster to the optimal allocation rule.

C Additional numerical experiments

C.1 Additional results of Section 5.2

We report the average accuracy over all M tasks for $J = 20$ in Figure 6. Similar to the results for $J = 10$, Random always performs the worst. When $p = J^{-1}$, indicating a non-informative prior, the performance of STTS, STTS-Oracle, and VTTS are similar. As p increases and the prior becomes more informative, STTS-Oracle outperforms STTS, while STTS outperforms VTTS significantly. In addition, when $p = 1$, STTS and STTS-Oracle all achieve 100% accuracy.

C.2 Additional results of Section 6.2

We report the results for the fixed-confidence setting for Prompt 2 in Table 2 and Figure 7. The results are similar as those for Prompt 1. By incorporating a language model-informed prior, STTS is able to reduce the required number of stimulus flashes by 25% to 50%. Moreover, STTS achieves the highest 0-1 accuracy with a smaller budget than the competing methods.

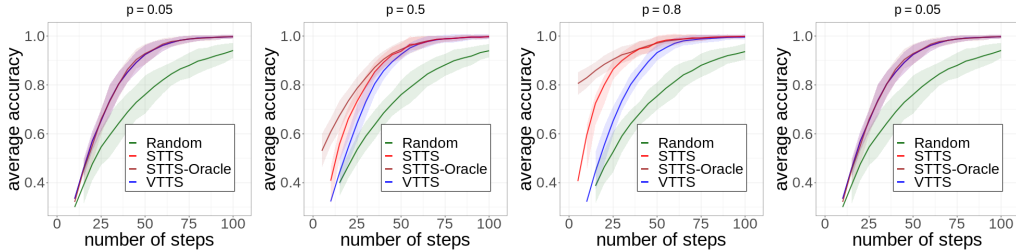


Figure 6: The empirical performance for the fixed-confidence setting with $J = 20$. The shaded area represents the 95% confidence interval.

Method	σ_{EEG}^2	total steps (std)	σ_{EEG}^2	total steps (std)
STTS	1	824.80 (171.3)	2.5	1877.4 (258.2)
VTTS	1	1441.1 (221.8)	2.5	2445.8 (252.3)
Random	1	7016.6 (956.8)	2.5	13517. (952.6)
BBTS	1	1421.7 (197.2)	2.5	1694.0 (266.8)
BR	1	2662.0 (140.3)	2.5	4441.7 (271.2)

Table 2: Total number of steps for Prompt 2.

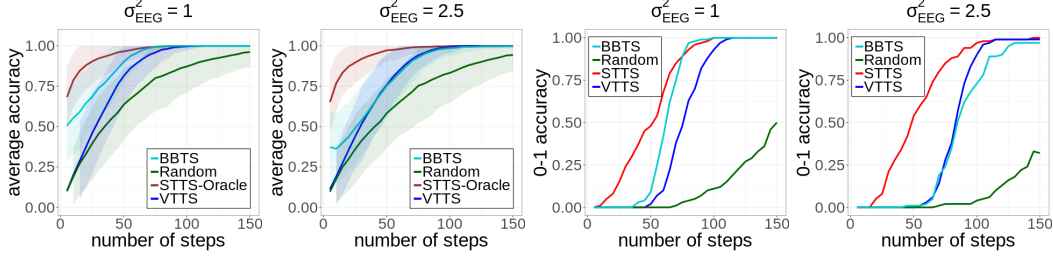


Figure 7: The average accuracy and 0-1 accuracy in the fixed budget setting for Prompt 2.

C.3 Alternative prior specification

To show that our proposed algorithm is general and can be coupled with any prior specification, we consider a Gaussian prior specification. The language model ρ_m only requires the previous best arm A_{m-1}^* to define the prior distribution as $\nu_m = \mathcal{N}(\rho_m(A_{m-1}^*), \sigma_0^2 I)$, where ρ_m represents the LLM and is to be defined later, and σ_0 is a parameter that determines the standard deviation of the prior distribution. To define ρ_m , we first introduce three settings for the matrix U : $U^{(1)}$, $U^{(2)}$, and $U^{(3)}$.

- For $U^{(1)}$, we set

$$U_{j_1, j_2}^{(1)} = \begin{cases} 1, & (j_2 - j_1) \in \{1 - J, 1\} \\ 0, & \text{otherwise} \end{cases},$$

which means that the optimal arm in the next task is more likely to be the one immediately following the current optimal arm.

- For $U^{(2)}$, we set

$$U_{j_1, j_2}^{(2)} = \begin{cases} 1, & (j_1, j_2) \in \{(1, 2), (2, 3), \dots, (J-2, 1), (J-1, J), (J, J-1)\} \\ 0, & \text{otherwise} \end{cases},$$

which consists of two groups where the first $(J-2)$ arms are in one group, whereas the last two arms are in the second group.

- For $U^{(3)}$, we set

$$U_{j_1, j_2}^{(3)} = \begin{cases} 1, & (j_2 - j_1) \in \{1 - J, 1\} \\ 0.5, & (j_2 - j_1) \in \{2 - J, 2\} \\ 0, & \text{otherwise} \end{cases},$$

which possesses more uncertainty than $U^{(1)}$.

Let e_j be the unit vector with length J and the j -th entry is 1. We define $\rho_m(A_{m-1}^*) = \mu_0 e_{A_{m-1}^*}^T U$ for $m \geq 2$, where μ_0 controls the magnitude of the best arm. For $m = 1$, we assign each arm to be the optimal arm with equal probability, and $\nu_1 = \mathcal{N}(\mu_0 e_j, \sigma_0^2 I_J)$ if arm j is the optimal arm. The instance θ_m is sampled from the prior distribution ν_m . In this case, we set the posterior mean $\mu_{m,t,j} = \mathbb{E}(\theta_{m,j} \in \cdot | \mathcal{H}_{t,m} \mathcal{D}_m)$, and the posterior variance $\sigma_{m,t,j}^2 = \text{Var}(\theta_{m,j} \in \cdot | \mathcal{H}_{t,m} \mathcal{D}_m)$. Moreover, we set the number of tasks $M = 20$, and the agent interacts with M bandit instances with the confidence level $1 - \delta = 0.9$, reward noise variance $\sigma^2 = 1$.

For VTTS, we specify the non-informative Gaussian prior as $\mu_{0,m,j} = 0$, and $\Sigma_{0,m,j} = 10^2$ for $j \in [J]$. We repeat the experiments 200 times for $J \in \{5, 10\}$, $\mu_0 \in \{4, 5\}$ and $\sigma_0 \in \{0.5, 1\}$. We

Method	μ_0	σ_0	$U^{(1)}$		$U^{(2)}$		$U^{(3)}$	
			accuracy	steps	accuracy	steps	accuracy	steps
STTS	4	0.5	100.0	60.0	100.0	50.8	98.5	307.5
VTTS	4	0.5	100.0	253.1	100.0	251.4	99.5	715.9
Random	4	0.5	100.0	405.1	100.0	406.1	98.0	1351.3
STTS	5	0.5	100.0	47.1	100.0	47.3	99.5	76.6
VTTS	5	0.5	100.0	184.1	100.0	183.3	99.5	370.6
Random	5	0.5	100.0	295.7	100.0	296.6	99.5	708.5
STTS	4	1	98.5	412.1	97.5	429.8	89.5	2008.0
VTTS	4	1	98.5	644.3	98.5	655.8	89.0	2183.9
Random	4	1	96.5	1052.1	98.5	1048.1	82.5	3332.3
STTS	5	1	99.5	81.8	98.5	80.3	94.5	1115.3
VTTS	5	1	99.5	267.6	99.5	273.2	93.5	1286.8
Random	5	1	99.5	449.0	100.0	459.3	94.0	2088.8

Table 3: Results of for the Gaussian prior for $J = 5$.

Method	μ_0	σ_0	$U^{(1)}$		$U^{(2)}$		$U^{(3)}$	
			accuracy	steps	accuracy	steps	accuracy	steps
STTS	4	0.5	100.0	62.6	98.5	62.2	98.5	455.5
VTTS	4	0.5	100.0	480.9	100.0	482.1	99.5	1110.1
Random	4	0.5	100.0	1030.0	99.5	1036.2	98.0	3173.1
STTS	5	0.5	100.0	54.9	100.0	54.8	100.0	94.8
VTTS	5	0.5	100.0	333.1	100.0	336.5	100.0	525.7
Random	5	0.5	100.0	764.5	100.0	760.8	100.0	1517.3
STTS	4	1	98.5	1588.8	96.0	1425.2	93.0	5362.4
VTTS	4	1	99.0	2162.3	98.0	2145.4	94.5	5700.2
Random	4	1	95.5	4803.8	95.0	4786.2	88.0	11594.4
STTS	5	1	98.5	109.9	100.0	138.0	97.0	2341.1
VTTS	5	1	100.0	597.4	100.0	616.5	97.5	2771.5
Random	5	1	100.0	1375.8	98.5	1424.1	96.5	6288.7

Table 4: Results of for the Gaussian prior for $J = 10$.

report the accuracy and the number of total steps in Table 3 and Table 4. It is seen from the table that STTS utilizes the smallest number of total steps, and achieves the desired accuracy. When μ_0 is large and σ_0 small, which means a strong prior information, STTS requires a much smaller number of total steps than VTTS.