

Enhancing Vision-Language Pre-Training with Jointly Learned Questioner and Dense Captioner

Zikang Liu

liuzikang2023@ia.ac.cn
Institute of Automation, Chinese
Academy of Sciences
China

Sihan Chen

sihanchen@nlpr.ia.ac.cn
Institute of Automation, Chinese
Academy of Sciences
China

Longteng Guo

longteng.guo@nlpr.ia.ac.cn
Institute of Automation, Chinese
Academy of Sciences
China

Handong Li

lihandong2023@ia.ac.cn
Institute of Automation, Chinese
Academy of Sciences
China

Xingjian He

xingjian.he@nlpr.ia.ac.cn
Institute of Automation, Chinese
Academy of Sciences
China

Jing Liu*

jliu@nlpr.ia.ac.cn
Institute of Automation, Chinese
Academy of Sciences
China

ABSTRACT

Large pre-trained multimodal models have demonstrated significant success in a range of downstream tasks, including image captioning, image-text retrieval, visual question answering (VQA), etc. However, many of these methods rely on image-text pairs collected from the web as pre-training data and unfortunately overlook the need for fine-grained feature alignment between vision and language modalities, which requires detailed understanding of images and language expressions. While integrating VQA and dense captioning (DC) into pre-training can address this issue, acquiring image-question-answer as well as image-location-caption triplets is challenging and time-consuming. Additionally, publicly available datasets for VQA and dense captioning are typically limited in scale due to manual data collection and labeling efforts. In this paper, we propose a novel method called **Joint QA and DC GEneration (JADE)**, which utilizes a pre-trained multimodal model and easily-crawled image-text pairs to automatically generate and filter large-scale VQA and dense captioning datasets. We apply this method to the Conceptual Caption (CC3M) dataset to generate a new dataset called CC3M-QA-DC. Experiments show that when used for pre-training in a multi-task manner, CC3M-QA-DC can improve the performance with various backbones on various downstream tasks. Furthermore, our generated CC3M-QA-DC can be combined with larger image-text datasets (e.g., CC15M) and achieve competitive results compared with models using much more data. Code and dataset will be released.

CCS CONCEPTS

• **Computing methodologies** → **Natural language processing; Computer vision.**

KEYWORDS

vision-language pre-training, pre-training data generation

1 INTRODUCTION

Vision-language pre-training has made remarkable progress in recent years, with new large pre-trained models emerging constantly. As a common practice, the vast majority of these models utilize

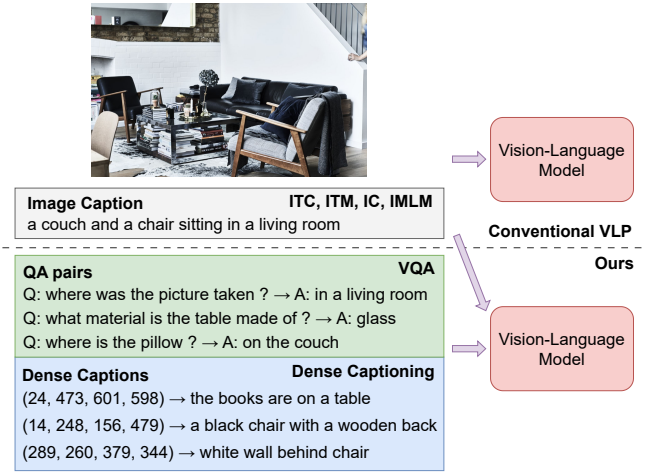


Figure 1: Conventional vision-language pre-training (VLP) paradigm (top) using the original CC3M dataset (gray) and our proposed VLP paradigm (bottom) additionally using our generated QA (green) and DC (blue) data.

image-text datasets crawled from the web for pre-training purposes. The objective is to enhance the model’s understanding of the vision and language modalities. Based on these datasets, a wide range of pre-training tasks have been proposed, including Image-Text Matching (ITM) [10, 15, 27, 33], Image-Text Contrastive Learning (ITC) [38, 39, 57, 58], Image Captioning [11, 47], Image-Conditioned Masked Language Modeling (IMLM) [27, 48, 56], among others. These methods have significantly improved large pre-trained models in multimodal understanding and generation.

However, we argue that the above methods focus on coarse-grained learning and lack fine-grained alignment between images and text, which involves precise understanding of vision, language and the detailed correlation between them (e.g., answering questions or generating captions about local regions in images), and can further enhance the capabilities of pre-trained models. We assume Visual Question Answering (VQA) and Dense Captioning (DC) are two ideal training tasks that can help address this issue.

*Corresponding Author.

On the one hand, VQA requires exact understanding of both global and local details of images and aligns images with question queries in a fine-grained manner to generate correct answers based on the semantics of both image and text. On the other hand, DC, which means generating captions given bounding boxes, involves learning the location and detailed semantics of images, thus enriching text representation of the vision modality. Therefore, these two tasks are essentially complementary to the existing image-text pre-training paradigm, and their integration should significantly improve the performance of pre-trained models in multimodal understanding and generation. Moreover, due to the development of generalist models [24] and chatbots [37], zero-shot VQA and DC are receiving increasingly more attention, highlighting the needs to include these tasks in the pre-training process.

Some methods [47] have incorporated human-annotated VQA or DC datasets in their pre-training. However, unlike image-text pairs that can be obtained from the internet at a relatively low cost, image-question-answer and image-location-caption triplets for VQA and DC are much more challenging to collect. These datasets are often labeled manually, which can produce high-quality and carefully-examined data. Nevertheless, manual labeling is a time-consuming and laborious process. Due to this issue, publicly available VQA and DC datasets are mostly limited in scale, making them sub-optimal choices for large-scale pre-training.

To address this challenge, we propose a novel method called Joint QA and DC Generation (JADE), which leverages a large pre-trained multimodal model and public image-text datasets to automatically generate and filter VQA and DC data. By doing so, we can obtain a sufficient amount of high-quality data for pre-training. Figure 1 illustrates the conventional vision-language pre-training (VLP) paradigm using the original CC3M [44] dataset and our proposed VLP paradigm which adopts additional QA (green) and DC (blue) data generated by our JADE method. All these data can be jointly utilized for multi-task pre-training, leading to improved performance.

Our JADE method can be summarized in three steps. Firstly, the pre-trained model is fine-tuned on manually annotated VQA and DC datasets to learn dense captioning and conditional question-answer pair generation (referred to as the generator model). Dense captions are generated based on images and bounding box coordinates, while the conditional question-answer pairs are produced in a sequence-to-sequence manner, given images, question types, bounding box coordinates, and corresponding dense captions. The use of the above prompts makes the generation process both content and question type controllable. Secondly, to further improve data quality and reduce generation bias, we also fine-tune the same pre-trained model on VQA datasets to create a common VQA model (referred to as the filter model). During inference, the filter model predicts answers based on images and generated questions. Finally, the predicted answers from the filter model and the generated answers from the generator model are compared, and unmatched QA pairs are discarded. This step further improves the quality of the generated VQA data.

We apply our JADE method to build a new VQA and DC dataset derived from the CC3M dataset, which we name CC3M-QA-DC. We use the CC3M-QA-DC dataset in vision-language pre-training with various vision and language backbones in a multi-task manner. Experiments demonstrate that our CC3M-QA-DC dataset efficiently

helps multimodal models learn image-text alignment and cross-modality fusion, leading to improved performance on a wide range of downstream tasks, such as image captioning, image-text retrieval and VQA. Our method has shown great promise in AI Generated Data (AIGD), which contributes to new data acquisition methods and lowers data collection costs. Furthermore, we find that our large-scale CC3M-QA-DC dataset, employed in pre-training, can enhance zero-shot performance on the aforementioned downstream tasks. This finding highlights the potential for training generalist models and developing strong multimodal chatbots.

Overall, our contribution can be summarized as follows:

- (1) We propose a novel method called Joint QA and DC Generation (JADE) to generate and filter QA and DC data in an end-to-end manner, leveraging a large pre-trained multimodal model and public image-text datasets. This method enables the efficient collection of high-quality data for pre-training, even at a large scale.
- (2) We apply JADE to generate QA and DC data derived from the CC3M dataset, resulting in a large-scale VQA and DC dataset called CC3M-QA-DC.
- (3) Experiments demonstrate that when used in pre-training, our CC3M-QA-DC dataset can improve multimodal models' zero-shot as well as fine-tuning performance on downstream tasks. These findings highlight the potential of AI generated data and training generalist multimodal models.

2 RELATED WORK

2.1 Vision-Language Pre-Training

In recent years, there has been a growing interest in developing cross-modal pre-training models that demonstrate strong capabilities and generalizability across various domains. Among these, the vision-language pre-training remains the predominant focus, giving rise to many representative works [2, 25–27, 39, 47, 48, 56]. In these existing approaches, the primary pre-training tasks include Image-Text Contrastive Learning (ITC), Image-Text Matching (ITM), Image Captioning (IC), and Image-Conditioned Masked Language Modeling (IMLM). Specifically, ITC [27, 39, 54] employs contrastive learning to learn a shared image-text embedding space, which gathers image features to the corresponding text features and learns the alignment between vision and language modalities. ITM [5, 26, 27] uses a classification head to determine if an image and text match, thereby extracting cross-modal information. As for generation tasks, a common practice is learning to generate text sequence in an auto-regressive manner. These existing tasks have been proven complementary in many studies and exhibit strong understanding and generalization capabilities for a wide range of downstream tasks.

However, for certain downstream tasks that require more fine-grained discriminative and generative abilities, such as Visual Question Answering (VQA) and Dense Captioning (DC), existing pre-training tasks based on image-text pairs tend to focus more on global modeling of the two modalities and lose local information. Fine-tuning on fine-grained datasets subsequently becomes challenging due to the inconsistencies between the two stages. We

believe that introducing tasks that aid fine-grained semantic understanding during the pre-training phase can address this issue. Moreover, existing cross-modal pre-training models lack zero-shot chat capabilities, primarily due to the absence of relevant pre-training tasks during the training process. Our method can effectively resolve this problem, providing basic conversational abilities that contribute to the future development of chatbots.

2.2 Pre-Training Data Generation

For a considerable duration, researchers have designed a range of generative downstream tasks, such as Image Captioning (IC) [45], Image Dense Captioning (DC) [19], Visual Question Generation (VQG) [35], etc. The Image Captioning task aims to generate captions for images, and due to the availability of large datasets [7, 9, 17, 44], it has been widely applied in visual-language pre-training tasks. A similar task, Dense Captioning, requires generating more detailed natural language descriptions based on local image regions. In the past few years, a variety of works [19, 28, 43, 50, 53, 55] have combined Dense Captioning with object detection tasks, with the primary dataset being Visual Genome (VG) [19]. Visual Question Generation (VQG) aims to generate visually-related questions based on an image or video. Initially a standalone task, it has gradually evolved into a means of data augmentation and evaluation to help improve Visual Question Answering (VQA) tasks [1, 20, 22, 29, 42, 51].

Recently, the advancement of large pre-trained models has rendered the above mentioned generative downstream tasks as a feasible approach for generating data that can be utilized for pre-training purposes. One of the representative methods, BLIP [26], proposed to use large pre-trained models to generate cleaner image captions than the weakly image-correlated alt-text collected from the web. In the VQG task, VQ²A [6] selects keywords from the captions of existing image-text pairs as answers, then generates questions based on the answers and the original captions, automatically creating image-question-answer triplets. However, their approach utilizes weakly-correlated image-text data, which is purely linguistic and thus incapable of addressing detailed image-related questions.

Therefore, we propose our JADE method to automatically generate more abundant VQA and dense captioning data in an end-to-end manner, by leveraging a large pre-trained multimodal model and web-crawled image-text pairs. Except for VQA data, our method is capable of producing dense captioning data, which has been proved to be advantageous for multimodal understanding and generation. Moreover, unlike VQ²A, we employ our generated dataset for multi-task pre-training and investigate diverse experiment settings, providing valuable insights into the incorporation of additional pre-training tasks and the development of generalist models as well as chatbots.

3 METHOD

Large pre-trained multimodal models have shown impressive capabilities in cross-modality understanding and generation. Building on this foundation, we propose to leverage these capabilities to address the challenge of collecting high-quality VQA and DC datasets

at scale. Specifically, we utilize the VALOR [8] model as the fundamental model for our JADE method. The overall pipeline of our method is illustrated in Figure 2.

3.1 QA and DC Generator Model

The QA and DC Generator Model is fine-tuned in a multi-task way, incorporating two tasks named dense captioning and QA sequential generation.

3.1.1 Dense Captioning. In the dense captioning task, the model takes images and bounding box coordinates as input and learns to generate dense captions based on the given coordinates.

Given a single set of bounding box coordinates $(x1, y1, x2, y2)$, which represents the horizontal and vertical coordinates in the upper left and lower right corner of a target bounding box in an input image, we first apply target embedding to the output feature map from the first vision layer. Let e_t be the target embedding vector and e_i be the non-target embedding vector, the process can be denoted as:

$$E_{i,j} = \begin{cases} e_t, & \text{if } x1 \leq i \leq x2 \text{ and } y1 \leq j \leq y2 \\ e_i, & \text{otherwise} \end{cases} \quad (1)$$

$$F_{vision} = f_{vision} + \text{Conv}(E) \quad (2)$$

where $E \in \mathbb{R}^{3 \times H \times W}$, $f_{vision} \in \mathbb{R}^{C \times \frac{H}{p} \times \frac{W}{p}}$, $F_{vision} \in \mathbb{R}^{C \times \frac{H}{p} \times \frac{W}{p}}$ are the embedding map, output feature map from the first vision layer and finally embedded feature map respectively, C denotes the hidden dim and p denotes the patch size.

To further represent the target area features, we use positional tokens as the prompt input to the language backbone, which are in the form of $[BOS][LOC][EOS]$, where $[BOS]$ and $[EOS]$ denote beginning of sentence and end of sentence tokens, and $[LOC]$ denotes bounding box coordinate tokens. The model learns to generate dense captions with respect to the bounding boxes using causal masked language modeling, which can be written as:

$$\mathcal{L}_{MLM}(\theta, w) = -E_{(w,v) \sim D} \log p_{\theta}(w_m | w_{<m}, v) \quad (3)$$

where w denotes the target text sequence, v denotes the vision features from the vision backbone, m denotes the current index of the output target token and D denotes the dataset.

Therefore, the loss function of the dense captioning task can be described as:

$$\mathcal{L}_{DC} = \mathcal{L}_{MLM}(\theta, w_{DC}) \quad (4)$$

The dense captioning task can help our model learn the correlation between local regions and output contents. Additionally, the generated dense captions can also be utilized to generate QA pairs and can be adopted in pre-training tasks.

3.1.2 QA Sequential Generation. In the QA sequential generation task, the model learns to generate condition-guided QA pairs in a sequence-to-sequence manner.

Given a single set of bounding box coordinates $(x1, y1, x2, y2)$, same as the dense captioning task, we apply target embedding and positional token prompt in the forward pass. Furthermore, to make the generation process more controllable in both question type and content, we add question types (*What, How, Where, Binary*, etc.) and dense captions as part of the prompt into the language backbone. In general, the prompt input in the QA sequential generation task

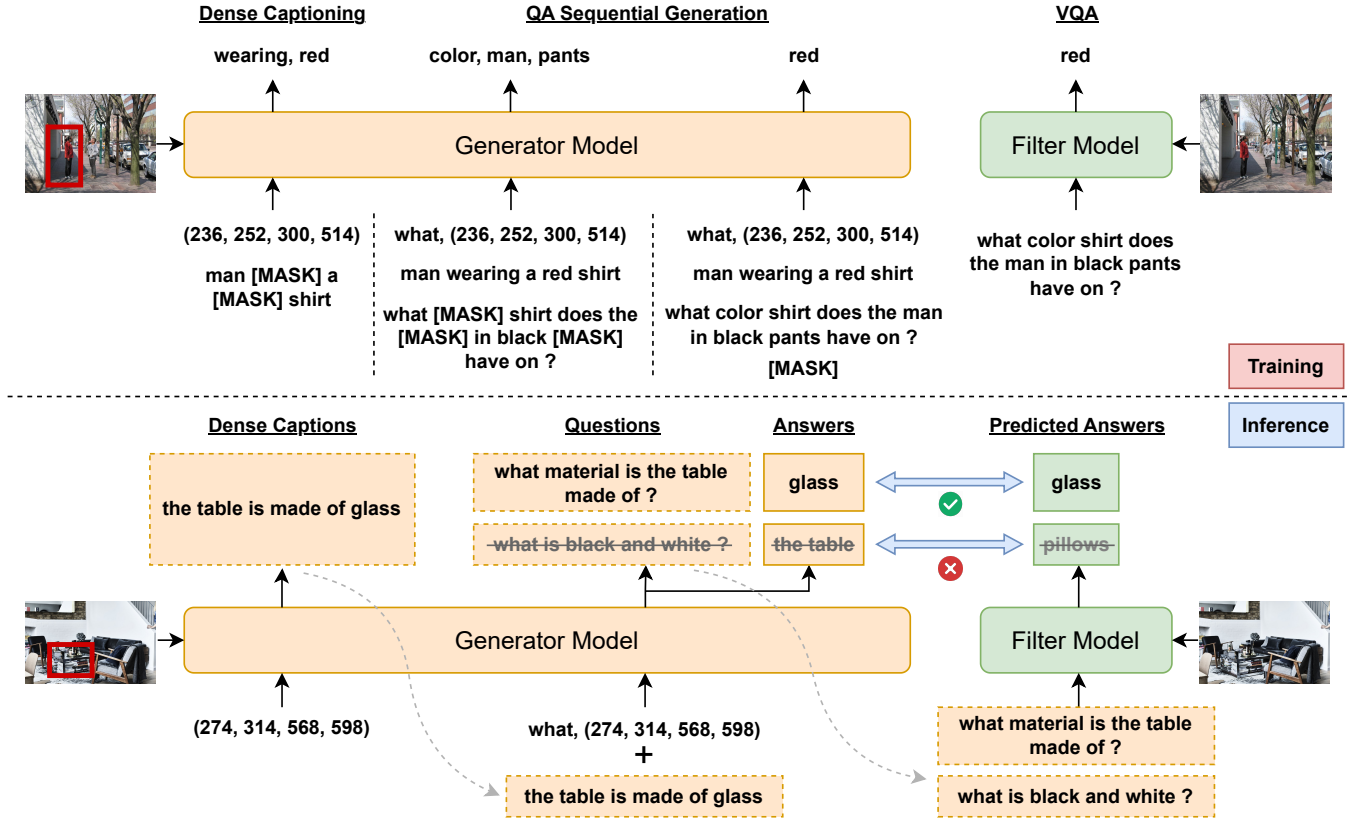


Figure 2: Overall pipeline of our Joint QA and DC Generation (JADE) method. We train a generator model and a filter model. During training stage (top), the generator model is fine-tuned in a multi-task manner, while the filter model is trained as a common VQA model. During inference stage (bottom), given corresponding prompts, the generator model first produces dense captions according to the bounding boxes and then generates QA pairs one at a time, while the filter model predicts answers given the generated questions. Matched QA pairs and dense captions are kept.

can be described in the form of $[BOS][question\ type][Task\ SEP][LOC][Task\ SEP][dense\ caption][EOS]$, where $[Task\ SEP]$ is the special token to separate task prompts.

The target QA output sequence is in the form of $[BOS][question][QA\ SEP][answer][EOS]$, where $[QA\ SEP]$ denotes the special token to separate question and answer sequences. During training, we randomly mask the question sequences with probability p and apply full mask to the answer sequences to get more accurate answers during inference. The QA sequential generation task is learned using a two-task approach. In the first task, the target sequence is the randomly masked question to promote question generation, while in the second task, the target sequence is the full question and the fully masked answer, to keep consistent with the inference stage, during which all question tokens are available when generating answers. The two loss functions of the two tasks can be denoted as:

$$\mathcal{L}_Q = \mathcal{L}_{MLM}(\theta, w_{Q_{masked}}) \quad (5)$$

$$\mathcal{L}_A = \mathcal{L}_{MLM}(\theta, Concat(w_Q, w_{A_{masked}})) \quad (6)$$

The loss function of the QA and DC generator model is the sum of the above three loss functions:

$$\mathcal{L}_{Gen} = \mathcal{L}_{DC} + \mathcal{L}_Q + \mathcal{L}_A \quad (7)$$

During inference stage, our method utilizes top-K sampling to generate dense captions and a two-stage sampling strategy for QA generation. Specifically, in the two-stage sampling, the model first uses top-K sampling to obtain abundant questions, and then adopts greedy sampling to get relatively accurate answers. This strategy can be easily applied in a batch, by detecting $[QA\ SEP]$ tokens among samples.

3.2 QA Filter Model

In order to discard inaccurate, vague, or meaningless QA pairs generated by the QA and DC generator model, we employ a QA filter model that is fine-tuned using the same dataset and initial pre-trained weight as the generator model. The QA filter model is trained as a common VQA model, taking images and questions as input and the corresponding answers as output targets. During inference stage, the QA filter model predicts answers given the images and generated questions. We then discard QA pairs whose

generated answers from the generator model and predicted answers from the filter model do not match exactly. This means that these QA pairs may be of low quality and could have a detrimental effect on training. During inference, we use beam-search sampling with a beam size of b for answer prediction.

3.3 CC3M-QA-DC Dataset

We utilize our JADE method to generate QA and DC data derived from the CC3M [44] dataset, and create a new dataset named CC3M-QA-DC. We extracted object bounding box coordinates in advance using a bottom-up object detection model [18]. The CC3M-QA-DC dataset includes an average of about 30 QA pairs and 12 dense captions per image, covering a wide range of question types (*What, How, Where, Binary*, etc) and a rich corpus of captions. This dataset can be used in combination with the original image-text datasets or the re-generated image-caption datasets (for better performance). Additional examples and detailed information about the dataset can be found in the appendix. Our CC3M-QA-DC dataset will be publicly available.

4 EXPERIMENTS

4.1 Implementation Details

4.1.1 The Generator Model and The Filter Model. The fundamental model we use for JADE is VALOR_L [8]. The VALOR model employs ViT-L/14 initialized from CLIP [39] as the vision encoder, and BERT_{base} [21] as the text encoder as well as the multimodal decoder. Firstly, it undergoes pre-training on VALOR-1M [8], WebVid-2.5M [4], CC16M (which includes MSCOCO [31], Visual Genome [23], SBU [36], CC3M [44] and CC12M [7]) and HD VILA 10M (randomly sampled from the full HD VILA 100M [52] dataset), and then it is fine-tuned on VG dataset [23] and a subset of the GQA dataset [16] (for binary question generation).

The model is implemented using PyTorch and trained on 8 Tesla A100 GPUs. During pre-training, the batch size is 1024 and the learning rate is $1e-4$. While during fine-tuning, the batch size and the learning rate are set to 256 and $2e-5$, respectively.

4.1.2 Pre-Training Experiments. In the pre-training and downstream experiments, we use the same VALOR framework and replace different backbones. Unless otherwise specified, BERT_{base} is used as language backbones. Detailed configuration will be introduced in the appendix.

4.2 Pre-Training Experiments

We conduct experiments using various pre-training tasks, including Image-Text Contrastive Learning (ITC), Image-Text Matching (ITM), Image Captioning (IC), Image-Conditioned Masked Language Modeling (IMLM), Visual Question Answering (VQA), and Image Dense Captioning (DC). The IC, IMLM, VQA, and DC tasks utilize unified Masked Language Modeling, with 60% of the target tokens randomly masked in IC, IMLM, and DC, and 100% of the target tokens (i.e., the answer tokens) masked in VQA. The IMLM task uses bi-directional masking, while the IC and DC tasks use causal masking. If not expressly stated, these pre-training tasks share the same image input in one batch and calculate the sum of their loss values as the final loss.

To evaluate our method and dataset, we use three downstream tasks, including Visual Question Answering, Image-Text Retrieval, and Image Captioning.

4.2.1 Visual Question Answering (VQA). VQA is a commonly used downstream task to evaluate the fine-grained understanding, vision-language alignment, and text generation capabilities of deep learning models. In this section, we choose the VQA v2 benchmark for fine-tuning and evaluation. Other comparative and ablation studies are also mainly based on it, which will be detailed in the following sections.

The fine-tuning results for VQA v2 are shown in Table 1, where results on test-dev are reported. Note that all the models show considerable improvement in accuracy when integrating VQA and DC into pre-training, which indicates the effectiveness of our CC3M-QA-DC dataset and multi-task pre-training method. Specifically, the accuracy increases by 1.64% and 4.17% in Swin-B[†] and ViT-B/16[†] settings, respectively. Furthermore, it's worth noting that in the ViT-L/14[†] setting, the accuracy score still shows a significant increase (1.83%), revealing the potential for improving larger multimodal models using our CC3M-QA-DC dataset.

Zero-shot performance is essential to evaluate the generalization capability of deep learning models in different data domains and tasks. Therefore, we test the zero-shot scores and report the results in Table 1. The results show that VQA and DC tasks both help boost zero-shot performance given different backbones, especially in the VQA task. It considerably empowers the model with VQA capabilities without any task-specific learning.

4.2.2 Image-Text Retrieval. The image-text retrieval task evaluates the global understanding and matching between images and text. For this task, we use COCO retrieval and report the results for comparison. As shown in Table 1, the retrieval scores (R@1, R@5, and R@10) improve when VQA and DC tasks are added, and the R@1 score reaches 59.8 in the ViT-L/14[†] setting, which is 1.2 higher than the baseline score. Furthermore, our CC3M-QA-DC dataset, along with the original CC3M dataset, can help build better zero-shot models in the image-text retrieval task without access to downstream datasets, as indicated by the zero-shot results in Table 1.

4.2.3 Image Captioning. The image captioning task measures the generation capability of deep learning models. For evaluation and comparison, we employ the COCO caption benchmark. The fine-tuning results are shown in Table 1. The results indicate minor but consistent improvement in SPICE and CIDEr scores. These findings reveal that integrating our VQA and DC tasks into pre-training can improve VQA performance while keeping image captioning performance slightly increasing, at least non-decreasing. This is a significant finding that illuminates the development of stronger and more general foundation models. Moreover, the zero-shot results, displayed in Table 1, exhibit clear growth in SPICE and CIDEr scores. This demonstrates a new way of improving multimodal understanding and generation abilities of large pre-trained models.

4.2.4 Larger Pre-training Data. To further demonstrate the effectiveness of our CC3M-QA-DC dataset and pre-training method, we incorporate a larger dataset, CC12M [7], into pre-training and

Table 1: Fine-tuning and zero-shot results on 3 common multimodal benchmarks, including COCO text-to-image retrieval, COCO caption and VQA v2. Results on karpathy test split are reported in COCO retrieval and COCO caption and Acc. scores on test-dev are reported in VQA v2. † and ‡ denote weight initialized from ImageNet-22k [12] and CLIP [39], respectively. During pre-training and fine-tuning, all the settings share the same configuration (including training steps) except for pre-training tasks and backbones.

Model	Pre-Training Settings			COCO Retrieval			COCO Caption		VQA v2
	CC3M	QA	DC	R@1	R@5	R@10	CIDEr	SPICE	Acc.
<i>Fine-Tuning</i>									
Swin-B [†] [32]-224	✓			50.0	76.2	85.0	122.62	21.97	70.64
	✓	✓		51.0 (+1.0)	77.1 (+0.9)	85.6 (+0.6)	124.55 (+1.93)	22.32 (+0.35)	71.68 (+1.04)
	✓	✓	✓	51.7 (+1.7)	77.8 (+1.6)	86.0 (+1.0)	124.97 (+2.35)	22.43 (+0.46)	72.28 (+1.64)
ViT-B/16 [†] [13]	✓			36.7	66.0	77.2	118.43	21.46	66.79
	✓	✓		39.4 (+2.7)	68.1 (+2.1)	78.9 (+1.7)	120.55 (+2.12)	21.76 (+0.30)	69.90 (+3.11)
	✓	✓	✓	41.1 (+4.4)	69.5 (+3.5)	80.1 (+2.9)	121.16 (+2.73)	22.04 (+0.58)	70.96 (+4.17)
ViT-B/16 [‡] [39]	✓			50.1	76.7	85.3	129.43	22.98	72.30
	✓	✓		52.5 (+2.4)	78.8 (+2.1)	86.8 (+1.5)	130.32 (+0.89)	23.15 (+0.17)	74.14 (+1.84)
	✓	✓	✓	53.2 (+3.1)	79.2 (+2.5)	87.0 (+1.7)	129.49 (+0.06)	23.02 (+0.04)	74.57 (+2.27)
ViT-L/14 [‡] [39]	✓			58.6	82.4	89.1	137.54	24.04	76.47
	✓	✓		59.6 (+1.0)	83.2 (+0.8)	89.8 (+0.7)	138.09 (+0.55)	24.20 (+0.16)	77.81 (+1.34)
	✓	✓	✓	59.8 (+1.2)	83.2 (+0.8)	89.7 (+0.6)	137.89 (+0.35)	24.17 (+0.13)	78.30 (+1.83)
<i>Zero-Shot</i>									
Swin-B [†] [32]-224	✓			36.6	62.5	72.9	44.73	11.14	-
	✓	✓		39.2 (+2.6)	65.5 (+3.0)	74.8 (+1.9)	47.27 (+2.54)	11.62 (+0.48)	44.01
	✓	✓	✓	41.2 (+4.6)	67.2 (+4.7)	76.4 (+3.5)	49.24 (+4.51)	11.86 (+0.72)	45.58
ViT-B/16 [†] [13]	✓			22.8	47.7	60.2	40.87	10.37	-
	✓	✓		26.7 (+3.9)	52.1 (+4.4)	63.9 (+3.7)	43.85 (+2.98)	10.97 (+0.60)	41.74
	✓	✓	✓	29.6 (+6.8)	55.3 (+7.6)	66.7 (+6.5)	45.45 (+4.58)	11.16 (+0.79)	42.64
ViT-B/16 [‡] [39]	✓			34.9	61.5	71.1	45.22	11.1	-
	✓	✓		39.4 (+4.5)	65.9 (+4.4)	75.7 (+4.6)	49.32 (+4.1)	11.71 (+0.61)	44.94
	✓	✓	✓	40.9 (+6.0)	66.7 (+5.2)	76.3 (+5.2)	50.84 (+5.62)	12.12 (+1.02)	45.65
ViT-L/14 [‡] [39]	✓			44.2	69.2	78.2	54.73	12.37	-
	✓	✓		48.8 (+4.6)	72.7 (+3.5)	80.7 (+2.5)	56.63 (+1.90)	12.8 (+0.43)	49.92
	✓	✓	✓	49.6 (+5.4)	73.7 (+4.5)	81.2 (+3.0)	58.29 (+3.56)	12.99 (+0.62)	50.04

compare it with previous settings. As shown in Table 2, even with 5 times the number of image-text pairs, the accuracy in the CC15M (CC3M + CC12M) setting is still 1.61 lower than that in the CC3M + QA + DC setting with the same number of training steps.

In addition, we also simultaneously use both CC15M and CC3M-QA-DC datasets for pre-training and achieve higher accuracy scores. Due to the imbalanced amount of images between the original-caption-related tasks (i.e., ITM, ITC, IMLM, and IC) and our proposed tasks (i.e., VQA and DC), we use a two-pass method in pre-training. In the first pass, image-text pairs are randomly sampled from the CC15M dataset for the original-caption-related tasks, and in the second pass, VQA triplets and dense captions are randomly sampled from our CC3M-QA-DC dataset for our proposed tasks. The final loss for backward is the sum of the loss values from both

passes. The results show that our CC3M-QA-DC dataset combined with an even larger image-text dataset can lead to better performance, while generating more VQA and dense captioning data may further improve the performance.

4.3 Comparison with State-of-the-Arts

In this section, we pre-train the VALOR_L [8] model using the re-captioned CC15M dataset as well as the CC3M-QA-DC dataset, and fine-tune it on the three downstream tasks. It is worth noting that we do not include the MSCOCO, VG, and SBU datasets in the pre-training process to maintain consistency with our previous settings and including these in-domain datasets may lead to further improvements in the results.

Table 2: Fine-tuning results using larger pre-training data. ViT-B/16[‡] is used for experiment. All the results adopt the same configuration (including training steps) except for pre-training tasks and data. †denotes the QA and dense captioning data is derived from CC3M instead of CC15M.

CC3M	QA [†]	DC [†]	CC12M	Acc.
✓				72.30
✓			✓	72.96 (+0.66)
✓	✓			74.14 (+1.84)
✓	✓		✓	74.43 (+2.13)
✓	✓	✓		74.57 (+2.27)
✓	✓	✓	✓	74.88 (+2.58)

VQA v2. As presented in Table 3, VALOR_L + QADC achieves a score of 80.12 and 80.16 on the test-dev and test-std benchmarks respectively, outperforming the originally reported performance by a large margin. Our generated CC3M-QA-DC dataset proves to be effective in improving VQA performance and achieving competitive results using a relatively small scale of data. This convincingly demonstrates that applying model-generated QA and dense caption data can boost the model’s performance.

COCO Retrieval. As shown in Table 4, VALOR_L + QADC achieves a R@1 score of 64.1, far above the previously reported result involving about 2x pre-training data. Moreover, our method and dataset reach competitive results compared with BLIP [26], which adopts 9x pre-training data and similar model scale. This reveals that the model can benefit from fine-grained pre-training tasks and improve its understanding between vision and language modalities.

COCO Caption. To test the generation capability of our method, we fine-tune VALOR_L + QADC on the COCO caption benchmark in two ways: cross-entropy fine-tuning and SCST [40] fine-tuning. The results are shown in Table 5. It can be seen from the table that VALOR_L + QADC achieves competitive CIDEr score and SOTA SPICE score, further indicating the effectiveness of our method and dataset.

4.4 Ablation Studies

4.4.1 Ablation of Pre-training Tasks. One crucial assumption about our generated dataset is that, large-scale *silver* data produced by deep learning models are more helpful than small-scale *gold* data annotated manually. Therefore, in this section, we go deeper into the role of our dataset in the pre-training process. As introduced in the previous sections, the generator and the filter models are derived from fine-tuning on the VG dataset. We replace our CC3M-QA-DC dataset with the original VG-QA dataset and examine the fine-tuning results, which are shown in Table 6. The images in the VG dataset and the CC3M dataset differ in sources and amount. Therefore, we apply the two-pass training strategy as described in section 4.2.4. Unless otherwise indicated, ViT-B/16[‡] is used for ablation studies.

It can be seen from the table that, our automatically generated CC3M-QA-DC dataset (e) outperforms the VG dataset (d) even

Table 3: Performance comparison on VQA v2 benchmark. Results on test-dev and test-std are reported.

Method	#Params	#Data	Test-Dev	Test-Std
<i>Closed-ended models</i>				
FLIP [30]	414M	400M	74.70	-
SimVLM [49]	1.4B	1.8B	80.03	80.34
Florence [57]	893M	900M	80.16	80.36
OFA _{large} [47]	472M	18M	80.30	80.50
CoCa [56]	2.1B	4.1B	82.30	82.30
BEIT-3 [48]	1.9B	21M	84.19	84.03
<i>Open-ended generative models</i>				
ALBEF [27]	314M	20M	75.84	76.04
BLIP [26]	385M	129M	78.25	78.32
GIT [46]	0.7B	0.8B	78.60	78.80
VALOR _L [8]	486M	33.5M	78.46	78.62
VALOR _L + QADC	486M	14M	80.12	80.16

Table 4: Performance comparison on COCO text-to-image retrieval benchmark. R@1, R@5 and R@10 scores on the karpathy test split are reported. Underline denotes the second best in the methods.

Method	#Params	#Data	R@1	R@5	R@10
ALIGN [17]	820M	1.8B	59.9	83.3	89.8
ALBEF [27]	314M	20M	60.7	84.3	90.5
FILIP [54]	417M	340M	61.2	84.3	90.6
Florence [57]	893M	900M	63.2	85.7	-
BLIP [26]	446M	129M	65.1	86.3	91.8
VALOR _L [8]	486M	33.5M	61.4	84.4	90.9
VALOR _L + QADC	486M	14M	<u>64.1</u>	<u>85.4</u>	<u>91.2</u>

Table 5: Performance comparison on COCO caption benchmark. CIDEr and SPICE scores on the karpathy test split are reported. Underline denotes the second best in the methods. * denotes using SCST [40] fine-tuning.

Method	#Params	#Data	CIDEr	SPICE
SimVLM [49]	1.4B	1.8B	143.3	25.4
CoCa [56]	2.1B	4.1B	143.6	24.7
LEMON [14]	675M	200M	139.1	24.1
LEMON* [14]	675M	200M	145.5	25.5
GIT _L * [46]	347M	20M	144.6	25.4
BLIP [26]	446M	129M	136.7	-
Flamingo (80B) [2]	1.2B	2.3B	138.1	-
VALOR _L * [8]	486M	33.5M	152.5	<u>25.7</u>
VALOR _L + QADC	486M	14M	139.0	24.4
VALOR _L + QADC*	486M	14M	<u>147.7</u>	26.7

though the VG dataset provides extra image data, which well supports our hypothesis. Through fine-tuning and re-generation,

Table 6: Ablation of Different Pre-training Tasks. * denotes cleaner caption dataset generated using the method proposed by BLIP [26].

	CC3M	CC3M*	VG	QA	DC	Acc.
(a)	✓					72.30
(b)		✓				73.86 (+1.56)
(c)				✓		73.88 (+1.58)
(d)	✓		✓			73.77 (+1.47)
(e)	✓			✓		74.14 (+1.84)
(f)	✓				✓	73.64 (+1.34)
(g)	✓			✓	✓	74.57 (+2.27)
(h)		✓		✓	✓	75.06 (+2.76)

higher scores can be achieved, proving the effectiveness of large-scale model-produced datasets.

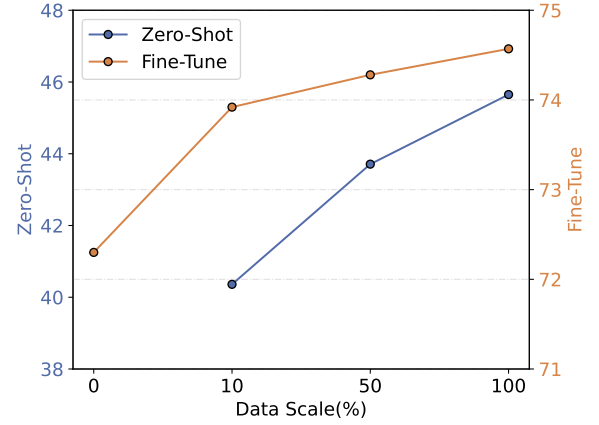
Another similar method, proposed by BLIP [26], utilizes a pre-trained captioner to produce cleaner caption data, which can also improve the model’s performance. Therefore, we follow this method and manage to re-generate CC3M captions, whose result is shown in Table 6. The results prove that applying our CC3M-QA-DC dataset (g) can achieve higher accuracy score than the cleaned CC3M dataset (b).

Furthermore, the CC3M-QA setting (c) outperforms the CC3M-only setting (a), which involves 4 training objectives (ITM, ITC, IC and IMLM) and thus occupies more computing resources. It proves that simply applying our CC3M-QA-DC dataset to pre-training for VQA downstream tasks can be a better choice than the original CC3M dataset with caption-related training objectives.

Additionally, we explore the function of the dense captioning data and task. As shown in Table 6, integrating the DC task using our CC3M-QA-DC dataset (f) can also improve the VQA performance, mainly due to the involvement of local details and more text corpus.

4.4.2 Ablation of Data Scale. In this section, we present the results of our experiments where we compare the performance of different data scales by randomly taking subsets of our generated CC3M-QA-DC dataset. As shown in Figure 3, the accuracy score increases as the scale of the data becomes larger, indicating that more generated VQA and dense captioning data can lead to better performance. These results reveal the potential that generating more VQA and DC data, based on CC12M, LAION-400M [41] or even larger datasets, may contribute to the development of generalist and foundation models, which can perform better on zero-shot and fine-tuning tasks.

4.4.3 Ablation of Filtering Strategy. The filter model in our proposed method has been shown to be effective in removing meaningless or wrongly-answered QA pairs generated by the generator model. In this section, we analyze the performance of the filter model in more detail, and the results are presented in Table 7. We observe that applying the filter model significantly improves the quality of the generated QA pairs, as the accuracy scores are much higher compared to the unfiltered setting.

**Figure 3: Ablation of different data scales of images in the CC3M-QA-DC dataset. Zero-shot and fine-tuning scores on VQA v2 test-dev are reported.****Table 7: Ablation of filtering strategies. VQA v2 Acc. scores on test-dev are reported.**

Generator	Filter	Zero-Shot	Fine-Tune
✓		44.01	73.82
	✓	41.46	74.05
✓	✓	44.94	74.14

Interestingly, we also observe that considering the answers generated by both the generator and the filter models can lead to a slight increase in performance compared to using only the answers predicted by the filter model. This suggests that the generator model can still provide useful information in certain cases, even if it sometimes generates incorrect or low-quality answers.

Overall, these results demonstrate the importance of using a filter model to improve the quality of generated QA pairs, and suggest that combining the predictions of both the generator and the filter models can lead to even better performance.

5 CONCLUSION

In this paper, we introduce a novel method called Joint QA and DC Generation (JADE) to automatically produce VQA and dense captioning data, by leveraging the ability of large pre-trained multimodal models. Our method considerably decreases the labor cost needed for the creation of VQA and DC datasets. Using JADE, we generate a large-scale VQA and DC dataset derived from the CC3M dataset, named CC3M-QA-DC. Dense experiments show that our proposed method and dataset can greatly improve the models’ zero-shot and fine-tuning performance on various understanding and generation tasks, which contributes to the development of generalist and foundation models.

Our work reveals the broad prospects of AI generated data (AIGD) and stronger generalist models without task-specific fine-tuning. We believe that applying larger pre-trained multimodal

	Question	Answer	Dense Caption
	how many pictures are on the wall ?	two	a brown wooden door
	where are the white pillows ?	on the bed	a black stripe on a blanket
	where is the light ?	on the wall	the wall is brown
	what room is pictured ?	bedroom	white and brown blanket
	how is the print on the carpet ?	zebra	a zebra print on the ground
	how is the wall colored ?	brown	picture hanging on wall
	how many lamps are there ?	two	a white blanket on the bed
	where is the white blanket ?	on the bed	a bed with a white blanket and brown stripes
	how is the door made ?	of wood	the door is wooden
	who is present ?	no one	brown wood panel wall
	what is on the floor ?	a rug	a white comforter on bed
	what kind of print is on the rug ?	zebra	white and gold blanket
	Question	Answer	Dense Caption
	what sport is the man playing ?	cricket	a ball in the air
	how many balls are there ?	one	spectator in the stand
	what is the main color of the ball ?	white	a baseball flying through the air
	how is the weather ?	sunny	the shirt is grey
	how are the man's knees positioned ?	bent	this is a person
	what is the man swinging ?	a bat	a baseball in flight
	what is the batter wearing on feet ?	white shoes	a blue and white cricket bat
	how many players are in the picture ?	one	the ball in the air
	how is the shirt of the man in the front colored ?	blue	red wall behind the player
	what is on head ?	helmet	the bat is white
	does the helmet look orange ?	yes	a pair of white shoes
	Question	Answer	Dense Caption
	where are the reflections ?	on the mugs	the letter is black
	what color is the writing ?	black	a letter on a mug
	where are the coffee mugs ?	on the table	part of a table
	how are the mugs positioned ?	side by side	a white wall outlet
	how many people are in the photo ?	none	a coffee mug
	what color is the mug on the left ?	white	white mug with black writing
	how is the surface ?	smooth	the mugs are on a table
	what color is the wall behind the coffee cups ?	white	edge of a cup
	how many mugs are there ?	two	white wall in background
	where is the picture frame ?	on the wall	white mug on the table
	what are the mugs made of ?	ceramic	the mug is white
	is the coffee mug to the right of the other mug white and large ?	yes	a white mug

Figure 4: Examples of our generated CC3M-QA-DC dataset. Note that in the generation process, each dense caption is related to multiple QA pairs and after the filtering process, not all the dense captions have the related QA pairs kept. Therefore, in order to show as many examples as possible, the QA pairs and the dense captions are listed independently.

models and more carefully curated VQA and DC datasets for fine-tuning can generate data of higher quality, thus further improving the effectiveness of our proposed method. In the future, we'll explore VideoQA data generation method and build a Questioner that can generate both VQA and VideoQA datasets, which may equip large pre-trained models with more possible capabilities.

A INFORMATION ABOUT CC3M-QA-DC

A.1 Visualization Examples

Figure 4 shows some examples of our generated CC3M-QA-DC dataset. It can be seen from the examples that our JADE method

can produce detailed questions and dense captions about given images, which is beneficial to multimodal pre-training.

A.2 Statistics

In this section, we collect statistics from several datasets, which are displayed in table 8. Compared with other datasets, our CC3M-QA-DC contains more QA and dense caption data, which is more suitable for pre-training.

Table 8: Statistics of several VQA and DC datasets.

Dataset	#Images	#QA Pairs	#Dense Captions
VQA v2 [3]	123K	3.7M	-
OK-VQA [34]	123K	14K	-
Visual Genome [23]	108K	1.7M	5.4M
CC3M-QA-DC	2.8M	89.2M	37.9M

B EXPERIMENT CONFIGURATION

B.1 The Generator and The Filter Model

VALOR_L [8] is used as the foundation model for JADE. During pre-training, the batch size is 1024 and the learning rate is $1e-4$, while during fine-tuning, the batch size and the learning rate are set to 256 and $2e-5$, respectively. Unless otherwise specified, all the pre-training process adopts 224 resolution and all the experiments apply AdamW optimizer with $\beta_1 = 0.9$, $\beta_2 = 0.98$ and $\epsilon = 1e-8$. Linear warm-up and lr-decay are used.

When fine-tuning the generator and the filter model, we choose batch size, learning rate and resolution as 256, $2e-5$ and 224, respectively.

B.2 Pre-Traing Experiments

Pre-Training. The pre-training dataset involves CC3M [44], CC12M [7] and our CC3M-QA-DC. We set the batch size, learning rate, and training epochs to 512, $1e-4$, and 10, respectively.

COCO Retrieval. On the COCO retrieval benchmark, we fine-tune the models with a resolution of 384, a batch size of 256, a learning rate of $2e-5$, and 50 training epochs. We use the ITM method for testing.

COCO Caption. On the COCO caption benchmark, the models are fine-tuned for 25 epochs with the resolution, batch size and learning rate set to 384, 256 and $2e-5$, respectively.

VQA v2. The models are fine-tuned with the resolution, batch size, learning rate, and training epochs set to 392, 256, $2e-5$, and 100, respectively.

B.3 SOTA Experiments

Most of the configurations in the SOTA experiments are consistent with those in the pre-training experiments, except for the training datasets and VQA v2 training epochs. We adopt re-generated CC12M dataset for pre-training and 200 training epochs in the VQA v2 fine-tuning. In the VQA v2 experiments, the generation process is fully open-ended, without any restrictions or tricks.

REFERENCES

- [1] Arjun Akula, Soravit Changpinyo, Boqing Gong, Piyush Sharma, Song-Chun Zhu, and Radu Soricut. 2021. Crossvqa: Scalably generating benchmarks for systematically testing vqa generalization. In *Proceedings of the 2021 Conference on Empirical Methods in Natural Language Processing*. 2148–2166.
- [2] Jean-Baptiste Alayrac, Jeff Donahue, Pauline Luc, Antoine Miech, Iain Barr, Yana Hasson, Karel Lenc, Arthur Mensch, Katherine Millican, Malcolm Reynolds, et al. 2022. Flamingo: a visual language model for few-shot learning. *Advances in Neural Information Processing Systems* 35 (2022), 23716–23736.
- [3] Stanislaw Antol, Aishwarya Agrawal, Jiasen Lu, Margaret Mitchell, Dhruv Batra, C Lawrence Zitnick, and Devi Parikh. 2015. Vqa: Visual question answering. In *Proceedings of the IEEE international conference on computer vision*. 2425–2433.
- [4] Max Bain, Arsha Nagrani, Gül Varol, and Andrew Zisserman. 2021. Frozen in time: A joint video and image encoder for end-to-end retrieval. In *Proceedings of the IEEE/CVF International Conference on Computer Vision*. 1728–1738.
- [5] Hangbo Bao, Wenhui Wang, Li Dong, Qiang Liu, Owais Khan Mohammed, Kriti Aggarwal, Subhojit Som, Songhao Piao, and Furu Wei. 2022. Vlm: Unified vision-language pre-training with mixture-of-modality-experts. *Advances in Neural Information Processing Systems* 35 (2022), 32897–32912.
- [6] Soravit Changpinyo, Doron Kukliansky, Idan Szepes, Xi Chen, Nan Ding, and Radu Soricut. 2022. All You May Need for VQA are Image Captions. In *Proceedings of the 2022 Conference of the North American Chapter of the Association for Computational Linguistics: Human Language Technologies*. 1947–1963.
- [7] Soravit Changpinyo, Piyush Sharma, Nan Ding, and Radu Soricut. 2021. Conceptual 12m: Pushing web-scale image-text pre-training to recognize long-tail visual concepts. In *Proceedings of the IEEE/CVF Conference on Computer Vision and Pattern Recognition*. 3558–3568.
- [8] Sihan Chen, Xingjian He, Longteng Guo, Xinxin Zhu, Weining Wang, Jinhui Tang, and Jing Liu. 2023. VALOR: Vision-Audio-Language Omni-Perception Pretraining Model and Dataset. *arXiv preprint arXiv:2304.08345* (2023).
- [9] Xinlei Chen, Hao Fang, Tsung-Yi Lin, Ramakrishna Vedantam, Saurabh Gupta, Piotr Dollár, and C Lawrence Zitnick. 2015. Microsoft coco captions: Data collection and evaluation server. *arXiv preprint arXiv:1504.00325* (2015).
- [10] Yen-Chun Chen, Linjie Li, Licheng Yu, Ahmed El Kholy, Faisal Ahmed, Zhe Gan, Yu Cheng, and Jingjing Liu. 2020. Uniter: Universal image-text representation learning. In *Computer Vision—ECCV 2020: 16th European Conference, Glasgow, UK, August 23–28, 2020, Proceedings, Part XXX*. Springer, 104–120.
- [11] Jaemin Cho, Jie Lei, Hao Tan, and Mohit Bansal. 2021. Unifying vision-and-language tasks via text generation. In *International Conference on Machine Learning*. PMLR, 1931–1942.
- [12] Jia Deng, Wei Dong, Richard Socher, Li-Jia Li, Kai Li, and Li Fei-Fei. 2009. Imagenet: A large-scale hierarchical image database. In *2009 IEEE conference on computer vision and pattern recognition*. Ieee, 248–255.
- [13] Alexey Dosovitskiy, Lucas Beyer, Alexander Kolesnikov, Dirk Weissenborn, Xihou Zhai, Thomas Unterthiner, Mostafa Dehghani, Matthias Minderer, Georg Heigold, Sylvain Gelly, et al. 2020. An image is worth 16x16 words: Transformers for image recognition at scale. *arXiv preprint arXiv:2010.11929* (2020).
- [14] Xiaowei Hu, Zhe Gan, Jianfeng Wang, Zhengyuan Yang, Zicheng Liu, Yumao Lu, and Lijuan Wang. 2022. Scaling up vision-language pre-training for image captioning. In *Proceedings of the IEEE/CVF Conference on Computer Vision and Pattern Recognition*. 17980–17989.
- [15] Zhicheng Huang, Zhaoyang Zeng, Bei Liu, Dongmei Fu, and Jianlong Fu. 2020. Pixel-bert: Aligning image pixels with text by deep multi-modal transformers. *arXiv preprint arXiv:2004.00849* (2020).
- [16] Drew A Hudson and Christopher D Manning. 2019. Gqa: A new dataset for real-world visual reasoning and compositional question answering. In *Proceedings of the IEEE/CVF conference on computer vision and pattern recognition*. 6700–6709.
- [17] Chao Jia, Yinfei Yang, Ye Xia, Yi-Ting Chen, Zarana Parekh, Hieu Pham, Quoc Le, Yun-Hsuan Sung, Zhen Li, and Tom Duerig. 2021. Scaling up visual and vision-language representation learning with noisy text supervision. In *International Conference on Machine Learning*. PMLR, 4904–4916.
- [18] Huaizu Jiang, Ishan Misra, Marcus Rohrbach, Erik Learned-Miller, and Xinlei Chen. 2020. In defense of grid features for visual question answering. In *Proceedings of the IEEE/CVF conference on computer vision and pattern recognition*. 10267–10276.
- [19] Justin Johnson, Andrej Karpathy, and Li Fei-Fei. 2016. Denscap: Fully convolutional localization networks for dense captioning. In *Proceedings of the IEEE conference on computer vision and pattern recognition*. 4565–4574.
- [20] Kushal Kafle, Mohammed Yousefhussein, and Christopher Kanan. 2017. Data augmentation for visual question answering. In *Proceedings of the 10th International Conference on Natural Language Generation*. 198–202.
- [21] Jacob Devlin Ming-Wei Chang Kenton and Lee Kristina Toutanova. 2019. BERT: Pre-training of Deep Bidirectional Transformers for Language Understanding. In *Proceedings of NAAACL-HLT*. 4171–4186.
- [22] Jihyung Kil, Cheng Zhang, Dong Xuan, and Wei-Lun Chao. 2021. Discovering the Unknown Knowns: Turning Implicit Knowledge in the Dataset into Explicit Training Examples for Visual Question Answering. In *Proceedings of the 2021*

- Conference on Empirical Methods in Natural Language Processing*. 6346–6361.
- [23] Ranjay Krishna, Yuke Zhu, Oliver Groth, Justin Johnson, Kenji Hata, Joshua Kravitz, Stephanie Chen, Yannis Kalantidis, Li-Jia Li, David A Shamma, et al. 2017. Visual genome: Connecting language and vision using crowdsourced dense image annotations. *International journal of computer vision* 123 (2017), 32–73.
 - [24] Hao Li, Jinguo Zhu, Xiaohu Jiang, Xizhou Zhu, Hongsheng Li, Chun Yuan, Xiaohua Wang, Yu Qiao, Xiaogang Wang, Wenhui Wang, et al. 2022. Uni-Perceiver v2: A Generalist Model for Large-Scale Vision and Vision-Language Tasks. *arXiv preprint arXiv:2211.09808* (2022).
 - [25] Junnan Li, Dongxu Li, Silvio Savarese, and Steven Hoi. 2023. Blip-2: Bootstrapping language-image pre-training with frozen image encoders and large language models. *arXiv preprint arXiv:2301.12597* (2023).
 - [26] Junnan Li, Dongxu Li, Caiming Xiong, and Steven Hoi. 2022. Blip: Bootstrapping language-image pre-training for unified vision-language understanding and generation. In *International Conference on Machine Learning*. PMLR, 12888–12900.
 - [27] Junnan Li, Ramprasaath Selvaraju, Akhilesh Gotmare, Shafiq Joty, Caiming Xiong, and Steven Chu Hong Hoi. 2021. Align before fuse: Vision and language representation learning with momentum distillation. *Advances in neural information processing systems* 34 (2021), 9694–9705.
 - [28] Xiangyang Li, Shuang Jiang, and Jungong Han. 2019. Learning object context for dense captioning. In *Proceedings of the AAAI conference on artificial intelligence*, Vol. 33. 8650–8657.
 - [29] Yikang Li, Nan Duan, Bolei Zhou, Xiao Chu, Wanli Ouyang, Xiaogang Wang, and Ming Zhou. 2018. Visual question generation as dual task of visual question answering. In *Proceedings of the IEEE conference on computer vision and pattern recognition*. 6116–6124.
 - [30] Yanghao Li, Haoqi Fan, Ronghang Hu, Christoph Feichtenhofer, and Kaiming He. 2022. Scaling Language-Image Pre-training via Masking. *arXiv preprint arXiv:2212.00794* (2022).
 - [31] TY Lin, M Maire, S Belongie, J Hays, P Perona, D Ramanan, P Dollár, CL Zitnick, et al. [n. d.]. Microsoft coco: Common objects in context. In *European conference on computer vision* 2014 Sep 6 (pp. 740–755).
 - [32] Ze Liu, Yutong Lin, Yue Cao, Han Hu, Yixuan Wei, Zheng Zhang, Stephen Lin, and Baining Guo. 2021. Swin transformer: Hierarchical vision transformer using shifted windows. In *Proceedings of the IEEE/CVF international conference on computer vision*. 10012–10022.
 - [33] Jiasen Lu, Dhruv Batra, Devi Parikh, and Stefan Lee. 2019. Vilbert: Pretraining task-agnostic visiolinguistic representations for vision-and-language tasks. *Advances in neural information processing systems* 32 (2019).
 - [34] Kenneth Marino, Mohammad Rastegari, Ali Farhadi, and Roozbeh Mottaghi. 2019. OK-VQA: A Visual Question Answering Benchmark Requiring External Knowledge. In *Conference on Computer Vision and Pattern Recognition (CVPR)*.
 - [35] Nasrin Mostafazadeh, Ishan Misra, Jacob Devlin, Margaret Mitchell, Xiaodong He, and Lucy Vanderwende. 2016. Generating Natural Questions About an Image. In *Proceedings of the 54th Annual Meeting of the Association for Computational Linguistics (Volume 1: Long Papers)*. 1802–1813.
 - [36] Vicente Ordonez, Girish Kulkarni, and Tamara Berg. 2011. Im2text: Describing images using 1 million captioned photographs. *Advances in neural information processing systems* 24 (2011).
 - [37] Long Ouyang, Jeffrey Wu, Xu Jiang, Diogo Almeida, Carroll Wainwright, Pamela Mishkin, Chong Zhang, Sandhini Agarwal, Katarina Slama, Alex Ray, et al. 2022. Training language models to follow instructions with human feedback. *Advances in Neural Information Processing Systems* 35 (2022), 27730–27744.
 - [38] Hieu Pham, Zihang Dai, Golnaz Ghiasi, Hanxiao Liu, Adams Wei Yu, Minh-Thang Luong, Mingxing Tan, and Quoc V Le. 2021. Combined scaling for zero-shot transfer learning. *arXiv preprint arXiv:2111.10050* (2021).
 - [39] Alec Radford, Jong Wook Kim, Chris Hallacy, Aditya Ramesh, Gabriel Goh, Sandhini Agarwal, Girish Sastry, Amanda Askell, Pamela Mishkin, Jack Clark, et al. 2021. Learning transferable visual models from natural language supervision. In *International conference on machine learning*. PMLR, 8748–8763.
 - [40] Steven J Rennie, Etienne Marcheret, Youssef Mroueh, Jerret Ross, and Vaibhava Goel. 2017. Self-critical sequence training for image captioning. In *Proceedings of the IEEE conference on computer vision and pattern recognition*. 7008–7024.
 - [41] Christoph Schuhmann, Richard Vencu, Romain Beaumont, Robert Kaczmarczyk, Clayton Mullis, Aarush Katta, Theo Coombes, Jenia Jitsev, and Aran Komatsuzaki. 2021. Laion-400m: Open dataset of clip-filtered 400 million image-text pairs. *arXiv preprint arXiv:2111.02114* (2021).
 - [42] Meet Shah, Xinlei Chen, Marcus Rohrbach, and Devi Parikh. 2019. Cycle-consistency for robust visual question answering. In *Proceedings of the IEEE/CVF Conference on Computer Vision and Pattern Recognition*. 6649–6658.
 - [43] Zhuang Shao, Jungong Han, Demetris Marnerides, and Kurt Debattista. 2022. Region-object relation-aware dense captioning via transformer. *IEEE Transactions on Neural Networks and Learning Systems* (2022).
 - [44] Piyush Sharma, Nan Ding, Sebastian Goodman, and Radu Soricut. 2018. Conceptual captions: A cleaned, hypernymed, image alt-text dataset for automatic image captioning. In *Proceedings of the 56th Annual Meeting of the Association for Computational Linguistics (Volume 1: Long Papers)*. 2556–2565.
 - [45] Oriol Vinyals, Alexander Toshev, Samy Bengio, and Dumitru Erhan. 2015. Show and tell: A neural image caption generator. In *Proceedings of the IEEE conference on computer vision and pattern recognition*. 3156–3164.
 - [46] Jianfeng Wang, Zhengyuan Yang, Xiaowei Hu, Linjie Li, Kevin Lin, Zhe Gan, Zicheng Liu, Ce Liu, and Lijuan Wang. 2022. Git: A generative image-to-text transformer for vision and language. *arXiv preprint arXiv:2205.14100* (2022).
 - [47] Peng Wang, An Yang, Rui Men, Junyang Lin, Shuai Bai, Zhikang Li, Jianxin Ma, Chang Zhou, Jingren Zhou, and Hongxia Yang. 2022. Ofa: Unifying architectures, tasks, and modalities through a simple sequence-to-sequence learning framework. In *International Conference on Machine Learning*. PMLR, 23318–23340.
 - [48] Wenhui Wang, Hangbo Bao, Li Dong, Johan Björck, Zhiliang Peng, Qiang Liu, Kriti Aggarwal, Owais Khan Mohammed, Saksham Singhal, Subhojit Som, et al. 2022. Image as a foreign language: Beit pretraining for all vision and vision-language tasks. *arXiv preprint arXiv:2208.10442* (2022).
 - [49] Zirui Wang, Jiahui Yu, Adams Wei Yu, Zihang Dai, Yulia Tsvetkov, and Yuan Cao. 2021. Simvln: Simple visual language model pretraining with weak supervision. *arXiv preprint arXiv:2108.10904* (2021).
 - [50] Jialian Wu, Jianfeng Wang, Zhengyuan Yang, Zhe Gan, Zicheng Liu, Junsong Yuan, and Lijuan Wang. 2022. GRiT: A Generative Region-to-text Transformer for Object Understanding. *arXiv preprint arXiv:2212.00280* (2022).
 - [51] Xing Xu, Tan Wang, Yang Yang, Alan Hanjalic, and Heng Tao Shen. 2020. Radial graph convolutional network for visual question generation. *IEEE transactions on neural networks and learning systems* 32, 4 (2020), 1654–1667.
 - [52] Hongwei Xue, Tiankai Hang, Yanhong Zeng, Yuchong Sun, Bei Liu, Huan Yang, Jianlong Fu, and Baining Guo. 2022. Advancing High-Resolution Video-Language Representation with Large-Scale Video Transcriptions. In *International Conference on Computer Vision and Pattern Recognition (CVPR)*.
 - [53] Linjie Yang, Kevin Tang, Jianchao Yang, and Li-Jia Li. 2017. Dense captioning with joint inference and visual context. In *Proceedings of the IEEE conference on computer vision and pattern recognition*. 2193–2202.
 - [54] Lewei Yao, Runhui Huang, Lu Hou, Guansong Lu, Minzhe Niu, Hang Xu, Xiaodan Liang, Zhenguo Li, Xin Jiang, and Chunjing Xu. [n. d.]. FILIP: Fine-grained Interactive Language-Image Pre-Training. In *International Conference on Learning Representations*.
 - [55] Guojun Yin, Lu Sheng, Bin Liu, Nenghai Yu, Xiaogang Wang, and Jing Shao. 2019. Context and attribute grounded dense captioning. In *Proceedings of the IEEE/CVF Conference on Computer Vision and Pattern Recognition*. 6241–6250.
 - [56] Jiahui Yu, Zirui Wang, Vijay Vasudevan, Legg Yeung, Mojtaba Seyedhosseini, and Yonghui Wu. 2022. Coca: Contrastive captioners are image-text foundation models. *arXiv preprint arXiv:2205.01917* (2022).
 - [57] Lu Yuan, Dongdong Chen, Yi-Ling Chen, Noel Codella, Xiyang Dai, Jianfeng Gao, Houdong Hu, Xuedong Huang, Boxin Li, Chunyuan Li, et al. 2021. Florence: A new foundation model for computer vision. *arXiv preprint arXiv:2111.11432* (2021).
 - [58] Xiaohua Zhai, Xiao Wang, Basil Mustafa, Andreas Steiner, Daniel Keysers, Alexander Kolesnikov, and Lucas Beyer. 2022. Lit: Zero-shot transfer with locked-image text tuning. In *Proceedings of the IEEE/CVF Conference on Computer Vision and Pattern Recognition*. 18123–18133.