

Learning Sequence Descriptor based on Spatio-Temporal Attention for Visual Place Recognition

Fenglin Zhang¹, Junqiao Zhao^{*,1,2}, Yingfeng Cai¹, Gengxuan Tian¹, Wenjie Mu¹, Chen Ye¹

Abstract—Visual Place Recognition (VPR) aims to retrieve frames from a geotagged database that are located at the same place as the query frame. To improve the robustness of VPR in perceptually aliasing scenarios, sequence-based VPR methods are proposed. These methods are either based on matching between frame sequences or extracting sequence descriptors for direct retrieval. However, the former is usually based on the assumption of constant velocity, which is difficult to hold in practice, and is computationally expensive and subject to sequence length. Although the latter overcomes these problems, existing sequence descriptors are constructed by aggregating features of multiple frames only, without interaction on temporal information, and thus cannot obtain descriptors with spatio-temporal discrimination. In this paper, we propose a sequence descriptor that effectively incorporates spatio-temporal information. Specifically, spatial attention within the same frame is utilized to learn spatial feature patterns, while attention in corresponding local regions of different frames is utilized to learn the persistence or change of features over time. We use a sliding window to control the temporal range of attention and use relative position encoding to construct sequential relationships between different features. This allows our descriptors to capture the intrinsic dynamics in a sequence of frames. Comprehensive experiments on challenging benchmark datasets show that the proposed approach outperforms recent state-of-the-art methods.

I. INTRODUCTION

Visual place recognition (VPR) aims to retrieve frames from a geo-tagged database that are located at the same place as the queried frame [1]. It is typically used for loop detection in simultaneous localization and mapping (SLAM) as well as for visual relocalization. Various approaches have been proposed to improve the performance of VPR by learning better frame representation [2], [3], [4], [5], [6], [7]. However, single frame-based VPR is still susceptible to drastic changes in viewpoint and appearance, so studies have explored the use of sequence information to address the problem.

One type of sequence-based methods is based on sequence matching. It compares each frame of the query sequence with a set of geo-tagged frames to create a matching matrix. Then, the diagonal values are aggregated to obtain a similarity score to determine the location of the query sequence. However,

this method is mainly suitable for cases where the camera motion is relatively stable. Otherwise, incorrect matches may occur. Additionally, the computational cost of sequence matching increases with the sequence length and map size.

To address the above challenges, researchers propose the use of descriptors to represent a sequence. Sequence descriptors provide better scalability for various sequence lengths and greater robustness against perceptual aliasing caused by using single frame descriptors. However, existing researches only aggregate descriptors or local features of multiple frames. The cross-frame temporal interactions are ignored, which makes sequence descriptors less discriminative.

In this paper, we propose to explore spatio-temporal interactions on frame sequences to extract sequence descriptors. Such sequence descriptor considers both the temporal correlation across multiple frames and the spatial structure distribution in a frame. Based on the attention mechanism, we weight image patches adaptively to capture and combine discriminative features in the sequence. A sliding window is used to control the attentional range and reduce the computational burden. Moreover, relative position encoding is employed to guide the sequence descriptor to learn spatio-temporal pattern rather than the specific visual content. This is because during camera motion, the visual content moves with the frame, while the relative positions of spatio-temporal patterns are constant.

The contributions of this paper are threefold:

- A spatio-temporal sequence descriptor is proposed, which simultaneously considers the spatial and temporal information interaction.
- The effect of position encoding on spatial and temporal information interactions is studied.
- The competitive results are achieved on multiple datasets, outperforming existing state-of-the-art methods based on sequence descriptor.

II. RELATED WORKS

A. Sequence-based VPR

There are mainly two avenues for using sequence information in VPR: sequence matching and sequence descriptor extraction [1]. The sequence matching consists of two steps. First, a similarity matrix is built by comparing the descriptor of each frame in the query sequence with the descriptors of all frames in the database. Then, the most similar sequence in the database is determined by aggregating the individual similarity scores. SeqSLAM [8] pioneers sequence matching. However, it is computationally expensive when used to

This work is supported by the National Key Research and Development Program of China (No. 2021YFB2501104). (Corresponding Author: Junqiao Zhao.)

¹All authors are with Department of Computer Science and Technology, School of Electronics and Information Engineering, Tongji University, Shanghai, China, and the MOE Key Lab of Embedded System and Service Computing, Tongji University, Shanghai, China (Corresponding Author: zhaojunqiao@tongji.edu.cn)

²Institute of Intelligent Vehicles, Tongji University, Shanghai, China

process large maps, and it has the assumption of constant velocity. To address these problems, Fast-SeqSLAM [9] uses an approximate nearest neighbor algorithm that reduces time complexity without degrading the accuracy. [10] proposes a local matching method based on improved dynamic time warping algorithm, which relax the assumption of constant velocity while reducing the time complexity. Nevertheless, the method still suffers from the drawback that sequences actually from different places may be mismatched due to the presence of several highly similar frames in them.

In the second avenue, a descriptor is extracted to represent a sequence, and then a direct sequence-by-sequence similarity search is performed. This reduces the cost of matching and incorporates temporal cues into the descriptor. This idea has been widely used in video retrieval [11] and video classification [12], [13]. [14] is the first to propose the idea of fusing multiple single descriptors to generate a sequence descriptor. SeqNet [15] proposes to use a 1-D convolution to perform the learning of frame-level features into a sequence descriptor. However, this approach is implemented on the basis of pre-computed single frame descriptor, which prevents the sequence descriptor from learning the local features of a frame. SeqVLAD [16] proposes a detailed taxonomy of techniques using sequence descriptor. It analyzes different mechanisms for fusing individual frame information, and further investigates the feasibility of the Transformer as the backbone. The sequence descriptor is aggregated by NetVLAD [6] directly from local features of each frame in the sequence. However, the temporal information interaction across frames is not considered, so they can not obtain descriptors with spatio-temporal discrimination.

B. Spatio-temporal Attention Mechanism

Spatio-temporal attention has been proposed in tasks of video retrieval, video classification, etc. For the video action recognition task, [17] presents a general ConvNet architecture based on multiplicative interactions of spatio-temporal features to capture long-term dependencies of local features. [18] proposes a spatio-temporal attention network to learn the discriminative feature representation for actions, by characterizing the beneficial information at both the frame level and the channel level. For the video classification task, [11] explores the effectiveness of using spatio-temporal attention mechanism for feature learning directly from image patches, without any spatial or temporal convolutional layers. [13] introduces a new multi-scale vision transformer for video classification and object detection to achieve state-of-the-art performance. Spatio-temporal attention mechanism is also applied to tasks such as image captioning [19] and person re-identification [20].

These methods leverage both spatial and temporal information to selectively focus on relevant video regions or frames, resulting in improved performance on benchmark datasets. However, it has not been introduced into sequence-based VPR.

III. METHODOLOGY

We first introduce the method architecture, including the spatio-temporal-based feature learning and aggregation, and then introduce the loss function.

A. Architecture

The architecture of our model is depicted in Figure 1. It takes a frame sequence $S \in \mathbb{R}^{L \times H \times W \times 3}$ as input, consisting of L image frames of size $H \times W$. Since vision transformer [21] is computation-intensive and lacks the inductive biases inherent in convolutional neural networks [22], we use the convolution layers to map s_i to the feature map $m_i \in \mathbb{R}^{h \times w \times c}$, where $s_i \in S$, $i \in \{1, 2, \dots, L\}$ and c is the number of channels. Then the feature map of each frame is split to N non-overlapping patches, where N is hw/P^2 given patch size $P \times P$. Afterwards, we flatten each patch and map it to an embedding x with a trainable linear projection E .

$$x_{j,patch}^i = E(patch_j^i), x_j^i \in \mathbb{R}^D \quad (1)$$

where $i \in \{1, 2, \dots, L\}$, $j \in \{1, 2, \dots, N\}$. Then, x is employed as the input embedding for Spatial and Temporal Transformer Encoders.

1) *Spatial Attention*: In each frame, the positions of the local features reflect the spatial distribution of the features, and the spatial distribution of the features is relatively fixed in a frame under the same view. Similar to ViT [21], we use the standard learnable absolute position embedding $x_{pos} \in \mathbb{R}^D$, as shown in Figure 2 (a), to fuse the position information into the patch embedding¹,

$$x_j = x_{j,patch} + x_{j,pos}, x_j \in \mathbb{R}^D \quad (2)$$

We adopt the L -layer transformer encoder for spatial fusion, which outputs spatial fusion embeddings $\{x_{1,\dots,N}^{s1}, \dots, x_{1,\dots,N}^{sL}\}$. Each layer consists of a multi-head self-attention (MSA) module, a multi-layer perceptron (MLP), Layer-norm (LN) blocks and residual connections. The MSA applies linear projections $W_Q^h, W_K^h, W_V^h \in \mathbb{R}^{d \times D}$ to query (Q^h), key (K^h) and value (V^h) in Equation 3, where $X = \{x_1, x_2, \dots, x_N\}$, h is the head index and $d = D/h$. Subsequently, the self-attention weights are computed via dot-product of Q^h and K^h , then the output $Z^h \in \mathbb{R}^{N \times d}$ is generated by multiplying scaled weights and V^h in Equation 4. Finally, the output $\{Z^1, Z^2, \dots, Z^h\}$ of the heads are concatenated to $Z \in \mathbb{R}^{N \times D}$ in Equation 5, which is input to Layer-norm and MLP.

$$Q^h = W_Q^h X, K^h = W_K^h X, V^h = W_V^h X \quad (3)$$

$$Z^h = \text{Softmax}(Q^h K^{hT} / \sqrt{d}) V^h \quad (4)$$

$$Z = \text{Concat}(Z^1, Z^2, \dots, Z^h) \quad (5)$$

¹The superscript is omitted where it does not cause ambiguity.

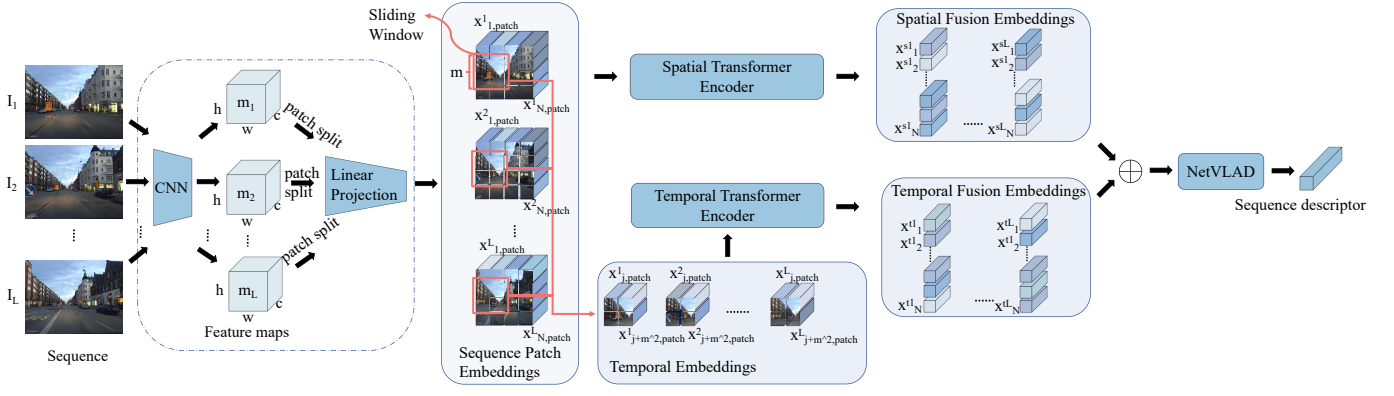


Fig. 1. **The architecture of our proposed method.** Given continuous raw frames I_1, I_2, \dots, I_L , we use CNN to map each frame to feature maps and split patches, then a Linear Projection maps patch features to embeddings $\{x^1_{1,\dots,N}, x^2_{1,\dots,N}, \dots, x^L_{1,\dots,N}\}$. Embeddings from each frame are fed into Spatial Transformer Encoders, applying self-attention for spatial information interaction, which generates $\{x^{s1}_{1,\dots,N}, \dots, x^{sL}_{1,\dots,N}\}$. Embeddings across different frames in the sliding window are fed into a Temporal Transformer Encoder to fuse temporal information, which generates $\{x^{t1}_{1,\dots,N}, \dots, x^{tL}_{1,\dots,N}\}$. Finally, embeddings from two branches are added up, and the NetVLAD layer aggregates these tokens to generate a sequence descriptor.

2) *Temporal Attention*: We define a sliding window of size $m \times m$, which is to control the temporal self-attention range in the sequence.

In temporal interaction, $x_{j,patch}$ from Equation 1 is taken as the input. We redefine X in Equation 3 as $X = \{x^1_j, \dots, x^1_{j+m/2}, \dots, x^L_j, \dots, x^L_{j+m/2}\}$, where L is the frame index, j is the patch index and m is the sliding window size, and generate Q, K, V respectively. We argue that the relative position is more accurate than the absolute position in describing the consistency or variation of the local features of a sequence over time. This is because relative position information can reflect the changing relationship between the positions of two patches in different frames, whereas absolute position information only accounts for the fixed relationship of one patch relative to all patches, as illustrated in Figure 2 (b) and (d).

We encode the relative position between two input embeddings in X , x_i and x_j , into relative positional embedding $P_{ij} \in \mathbb{R}^D$, following [23]. The pairwise encoding representation is then embedded into the self-attention module²,

$$Z = \text{Softmax}(QK^T + E^{(rel)}/\sqrt{D})V \quad (6)$$

where $E^{(rel)}_{ij} = Q_i P_{ij}$, and $E^{(rel)} \in \mathbb{R}^{(m \times m \times L) \times (m \times m \times L)}$, and the E changes in each layer of the temporal transformer encoder.

We further decompose the relative position embedding into height, width and temporal axes following [13], which can reduce the number of learnable parameters. Then the temporal fusion embeddings $\{x^{t1}_{1,\dots,N}, \dots, x^{tL}_{1,\dots,N}\}$ are generated.

3) *Aggregation*: In our spatial and temporal attention blocks, class token is removed, since we exploit the attention to achieve information interaction rather than extracting frame descriptors. The sequence descriptor is aggregated by NetVLAD [6].

Given a set of D -dimensional embeddings from spatial and temporal Transformer, we add them up according to the posi-

tion of patches i.e., $\{x^{s1}_{1,\dots,N} + x^{t1}_{1,\dots,N}, \dots, x^{sL}_{1,\dots,N} + x^{tL}_{1,\dots,N}\}$. Then we aggregate $N \times L$ embeddings via NetVLAD,

$$V(k) = \sum_{i=1}^{N \times L} a_k(x_i)(x_i - c_k) \quad (7)$$

where x_i is a single embedding, c_k is the k -th centroid which is trainable parameter, and the $a_k(x_i)$ is a soft-assignment defined as:

$$a_k(x_i) = \frac{e^{w_k^T x_i + b_k}}{\sum_{k'} e^{w_{k'}^T x_i + b_{k'}}} \quad (8)$$

where w_k, b_k are also trainable parameters.

B. Loss Function

Similar to the training regime of NetVLAD, we use the max-margin triplet loss as described below:

$$\text{Loss} = \max(\|S_a - S_p\|_2 - \|S_a - S_n\|_2 + \alpha, 0) \quad (9)$$

where α is the desired margin between the norm of the anchor S_a and the positives S_p and that of S_a and the negatives S_n in the descriptor space.

We train our model using a set of reference and query databases. For each query, we consider it as an anchor, its positives and negatives are generated from the reference database.

IV. EXPERIMENTS

A. Datasets

In our experiments, we use three datasets: MSLS [24], NordLand [25], Oxford RobotCar [26], as shown in Table I.

1) *Mapillary Street Level Sequences (MSLS)*: Mapillary Street Level Sequences (MSLS) is a large-scale dataset for street-level view image sequences to support large-scale VPR studies. These sequences are collected from different cities. To comply with [15], [16], we used Melbourne for training and Amman, Boston, San Francisco and Copenhagen for testing.

²Here we only show the single-head self-attention, for multi-head self-attention, please refer to Equation 3, Equation 4 and Equation 5.

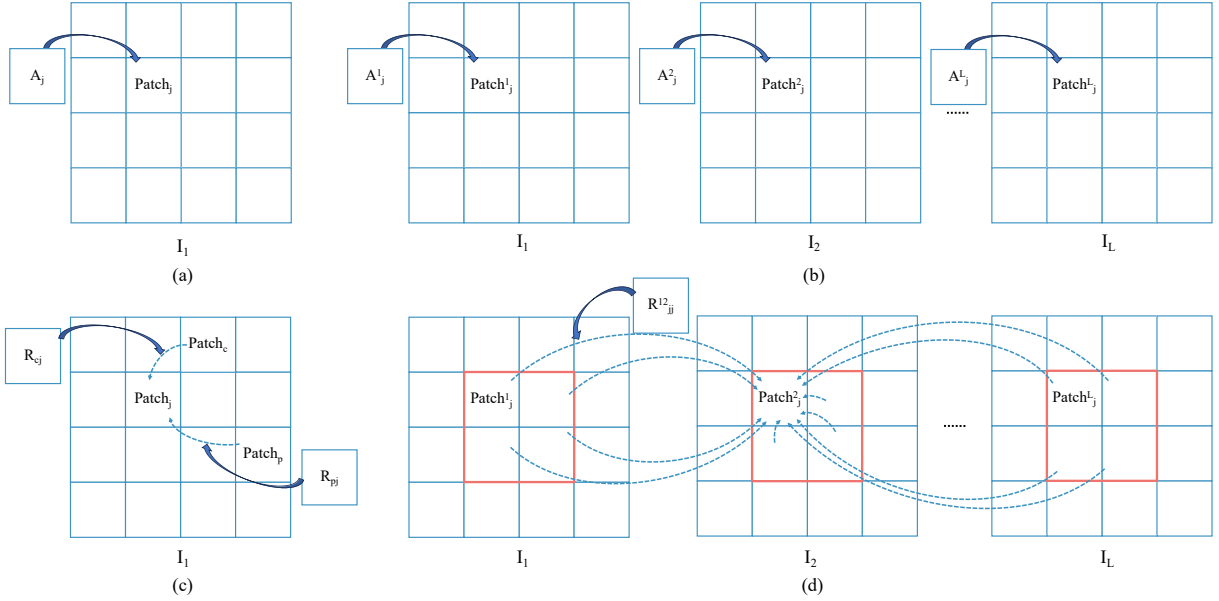


Fig. 2. **The architecture of our proposed method.** Here we show spatial absolute position embedding (a) and relative position embedding (c), and temporal absolute position embedding (b) and relative position embedding (d), where A is the absolute position embedding and R is the relative position embedding. Absolute position embeddings do not depend on the relationship between patches. However, relative position embeddings vary according to the position relationship between patches.

2) *NordLand*: The Nordland dataset is a collection of images of a rail journey under four seasons, covering various weather and lighting conditions. We use the Summer-Winter pair for training, and use Spring-Fall pair for testing as same as [15].

3) *Oxford RobotCar*: The Oxford RobotCar dataset is a large-scale dataset for autonomous driving research, collected by a self-driving car driving. It covers different periods of road scenes. We design two experimental sub-datasets: Oxford1 splits database (2015-03-17-11-08-44) and query (2014-12-16-18-44-24) to train set and test set. Oxford2 uses database (2014-12-16-09-14-09) and query (2014-12-17-18-18-43) for train and database (2014-11-18-13-20-12) and query (2014-12-16-18-44-24) for test. These datasets are pre-processed to keep an approximate 2 meters frame separation by the latitude and longitude of each frame location.

B. Training and Evaluation Setting

In the training phase, we load CCT [22] pre-trained parameters and adopt the Adam optimizer. All images are resized to 384×384 . The learning rate are 0.0001 and 0.001 for spatial encoder and temporal encoder respectively. The mining method [6] is used to select samples, i.e., we initially select samples by GNSS labels between the query and the database, and then we select positives and negatives by cosine distance in the descriptor space. Since selecting negatives from the whole dataset is time and space consuming, we adopt the partial mining [24]. Namely we randomly sample a subset of negatives by GNSS labels filtering, and use a cache to store the descriptors of sub-negatives. The cache is used to select negatives by cosine distance for triplet samples, and it is refreshed after every 1000 iterations. We set the batch size to 4, and each batch

TABLE I
DATASETS DETAIL. THIS TABLE SPECIFIES THE NUMBER OF IMAGES IN THE DATASET USED.

dataset		database / queries
MSLS	melbourne	101827 / 88118
	amman	953 / 835
	boston	14024 / 6724
	san francisco	6315 / 4525
	copenhagen	12601 / 6595
NordLand	train set	15000 / 15000
	test set	3000 / 3000
Oxford1	train set	2401 / 2448
	test set	1460 / 1474
Oxford2	train set	3619 / 3926
	test set	3632 / 3921

consists of a query sequence, a positive sequence and 5 negative sequences, where each sequence length is 5. There are 4 layers for both spatial and temporal encoder, and the size of sliding window is 6×6 and stride is 3. The margin in triplet loss is 0.1.

In the evaluation phase, we use Recall@K as the performance metric. Recall@K is defined as the ratio of the number of correct queries retrieved to the total number of queries, and a correct retrieval is defined as at least one of the top K retrieval is within the given localization radius from the ground truth position of the query. We use a localization radius of 10 meters, 20 meters and 1 frame respectively for Oxford, MSLS and Nordland datasets as [15].

Our implementation is made in Pytorch with single NVIDIA RTX A6000 card.

TABLE II
QUANTITATIVE RESULTS ON MSLS

Method	MSLS											
	Amman			Boston			SF			Cph		
	R@1	R@5	R@10	R@1	R@5	R@10	R@1	R@5	R@10	R@1	R@5	R@10
NetVLAD [6]	0.189	0.251	0.277	0.179	0.238	0.267	0.289	0.398	0.455	0.405	0.534	0.594
NetVLAD+SeqMatch [15]	0.246	0.302	0.330	0.204	0.239	0.257	0.363	0.430	0.460	0.504	0.612	0.657
SeqNet [15]	0.269	0.376	0.408	0.274	0.354	0.390	0.556	0.671	0.728	0.462	0.581	0.637
SeqVLAD [16]	0.300	0.448	0.519	0.466	0.628	0.678	0.661	0.826	0.863	0.564	0.722	0.777
Ours	0.303	0.423	0.511	0.504	0.645	0.688	0.680	0.841	0.864	0.608	0.765	0.801
SeqVLAD w/ PCA	0.294	0.442	0.526	0.465	0.623	0.675	0.656	0.822	0.859	0.560	0.720	0.774
Ours w/ PCA	0.306	0.411	0.510	0.502	0.645	0.691	0.671	0.839	0.860	0.604	0.760	0.801

TABLE III
QUANTITATIVE RESULTS ON NORDLAND AND OXFORD ROBOTCAR

Method	NordLand			Oxford1			Oxford2		
	R@1	R@5	R@10	R@1	R@5	R@10	R@1	R@5	R@10
NetVLAD [6]	0.377	0.543	0.615	0.468	0.696	0.779	-	-	-
NetVLAD+SeqMatch [15]	0.610	0.705	0.746	0.672	0.784	0.846	-	-	-
SeqNet [15]	0.797	0.905	0.930	0.741	0.875	0.933	-	-	-
SeqVLAD [16]	0.964	0.992	0.993	0.966	0.982	0.989	0.844	0.929	0.958
Ours	0.971	0.995	0.995	0.958	0.978	0.988	0.868	0.944	0.968
SeqVLAD w/ PCA	0.963	0.991	0.994	0.967	0.982	0.990	0.847	0.932	0.961
Ours w/ PCA	0.971	0.995	0.995	0.955	0.977	0.986	0.866	0.945	0.969

C. Results

1) *Comparison with the State-of-the-art*: The chosen baseline methods include the state-of-the-art methods using sequence descriptor, i.e., SeqNet [15] and SeqVLAD [16]. Additionally we also compare with NetVLAD [6] and NetVLAD+SeqMatch [15]. For a fair comparison, all the experimental results are reproduced via our setting in Section IV-A and Section IV-B.

Table II and Table III show our method results with compared methods on MSLS, NordLand and Oxford RobotCar. From the quantitative results, it can be seen that NetVLAD performs worse than other methods, which indicates the sequence VPR is significantly better than the single frame VPR. In addition, the methods based on sequence descriptor are better than the method based on SeqMatch.

Compared with SeqNet, our method achieves superior performance on all datasets. There is more than 10% improvement in Recall@1 in most datasets except for a 4% improvement in Amman. SeqNet generates sequence descriptor by a weighted sum of frame descriptors. The frame descriptor is generated by the aggregation of local features of a frame. While local features may be discriminative for an individual frame within a sequence, they may not be discriminative for all sequences. However, our method extracts sequence descriptor directly from local features of all frames in a sequence, making our descriptor discriminative for different sequences.

Additionally, compared with SeqVLAD, our method has better performance in most datasets, except Amman and Oxford1. SeqVLAD does not consider the temporal correlation or change across multiple frames. As shown in Figure 5 (a)(c), the SeqVLAD is susceptible to dynamic objects, e.g., bicyclists, and illumination changes by day-night or weather.

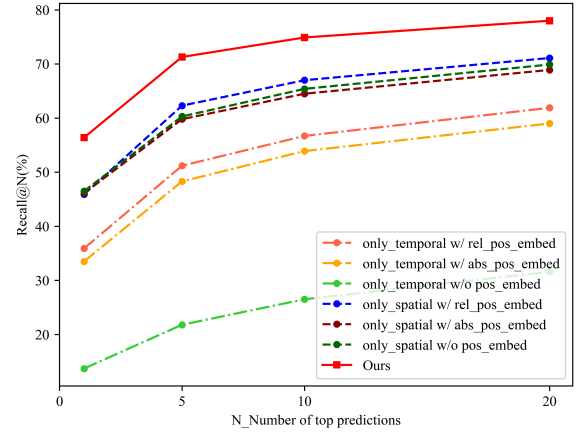


Fig. 3. **Ablation Studies for spatio-temporal effectiveness and position embedding.** We show the comparison of Recall@N performances with only spatial or temporal module, and two kinds of position embedding or w/o position information. In addition, the position embedding is trained from scratch without pre-trained parameters.

But our proposed cross-frames temporal attention can capture local regions correspondences to learn patterns persist or change over time. This makes our sequence descriptors more robust to illumination changes and local changes in the scene of sequence. Although its performance slightly worse than SeqVLAD in Oxford1, the performance on Oxford2 is improved by more than 2% for Recall@1.

Finally, we explore the impact of reducing the dimensionality of the sequence descriptors. It is shown that the descriptors after dimensionality reduction by PCA into 4096-D performs similarly to the full size descriptors. Although the descriptor dimension is decreased, its discriminative information is preserved.

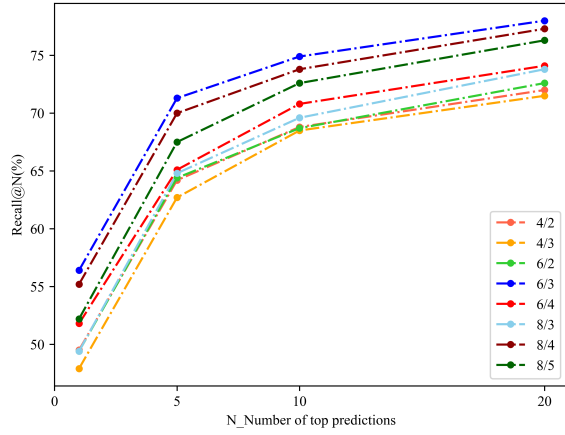


Fig. 4. **Ablation Studies for sliding window settings.** We show the comparison of Recall@N performances with different sliding window settings, where m/s demonstrates the size and stride of the sliding window respectively.

2) *Ablation Studies:* We conduct ablation studies on the four test cities of MSLS to analyze the effectiveness of the *spatio-temporal attention with position embedding* and the *sliding window setting*. As shown in Figure 3, we compare the experimental results of spatio-temporal attention with position embedding. It can be clearly observed that descriptors extracted by spatial attention have better performance than those extracted by temporal attention. This may indicate that the spatial structure plays a dominant role in the extraction process of sequence descriptors. But our sequence descriptors extracted by spatio-temporal attention have the best performance. This suggests that fusing temporal attention to spatial structure can further improve the representation of the descriptors.

Furthermore, the role of position embedding is slight for spatial attention. However, for temporal attention, the position embedding is crucial. Fusing position information can greatly improve performance of descriptors, and relative position embedding is superior to absolute position embedding.

In addition, we explore how the setting of the sliding window affects the ability to capture the dynamics of local features in temporal attention. We compare different sliding window settings, where 4×4 , 6×6 and 8×8 are set for the size of window, and $\{2, 3\}$, $\{2, 3, 4\}$ and $\{3, 4, 5\}$ are set for the stride respectively.

As can be observed from the Figure 4, for the same stride, a larger sliding window performs better than a smaller one, but beyond a certain size, the performance decreases. Finally, the optimal value of stride is half of the sliding window size.

3) *Qualitative Results:* In Figure 5, we show our retrieval sequence compared with SeqNet and SeqVLAD retrieval Sequences in MSLS street view and highway, Oxford and NordLand.

Sequences with green and red borders imply correct and incorrect retrievals, respectively. Sequences with orange borders mean that the retrieval sequence and the query have

the same view, but their GNSS labels define that they are not the same "place". Based on the qualitative results, our method demonstrates the ability to handle changes in lighting condition due to day-night and weather. In addition, it is less susceptible to dynamic occlusions and partial scene changes, such as pedestrians and vehicles on the road and changes due to road maintenance.

V. CONCLUSION

VPR has a wide range of application prospects. The aim of this work is to provide a new perspective on sequence-based VPR, not only simply aggregating multiple frames spatially, but also fuse feature in the temporal dimension. We use a spatio-temporal attention approach to provide a discriminative descriptor of frame sequences with improved accuracy compared with existing methods. It is also demonstrated that both spatial structure and temporal variation are important for sequence descriptors. We believe that these new findings will lay the foundation for better utilization of sequence information in future studies.

REFERENCES

- [1] S. Lowry, N. Sünderhauf, P. Newman, J. J. Leonard, D. Cox, P. Corke, and M. J. Milford, "Visual place recognition: A survey," *IEEE transactions on robotics*, vol. 32, no. 1, pp. 1–19, 2015.
- [2] H. Jégou, M. Douze, C. Schmid, and P. Pérez, "Aggregating local descriptors into a compact image representation," in *2010 IEEE Computer Society Conference on Computer Vision and Pattern Recognition*, 2010, pp. 3304–3311.
- [3] J. Sánchez, F. Perronnin, T. Mensink, and J. Verbeek, "Image classification with the fisher vector: Theory and practice," *International journal of computer vision*, vol. 105, no. 3, pp. 222–245, 2013.
- [4] H. Jégou, F. Perronnin, M. Douze, J. Sánchez, P. Pérez, and C. Schmid, "Aggregating local image descriptors into compact codes," *IEEE transactions on pattern analysis and machine intelligence*, vol. 34, no. 9, pp. 1704–1716, 2011.
- [5] Z. Chen, O. Lam, A. Jacobson, and M. Milford, "Convolutional neural network-based place recognition," *arXiv preprint arXiv:1411.1509*, 2014.
- [6] R. Arandjelovic, P. Gronat, A. Torii, T. Pajdla, and J. Sivic, "Netvlad: Cnn architecture for weakly supervised place recognition," in *Proceedings of the IEEE conference on computer vision and pattern recognition*, 2016, pp. 5297–5307.
- [7] H. Jin Kim, E. Dunn, and J.-M. Frahm, "Learned contextual feature reweighting for image geo-localization," in *Proceedings of the IEEE Conference on Computer Vision and Pattern Recognition*, 2017, pp. 2136–2145.
- [8] M. J. Milford and G. F. Wyeth, "Seqslam: Visual route-based navigation for sunny summer days and stormy winter nights," in *2012 IEEE international conference on robotics and automation*. IEEE, 2012, pp. 1643–1649.
- [9] S. M. Siam and H. Zhang, "Fast-seqslam: A fast appearance based place recognition algorithm," in *2017 IEEE International Conference on Robotics and Automation (ICRA)*. IEEE, 2017, pp. 5702–5708.
- [10] F. Lu, B. Chen, Z. Guo, and X. Zhou, "Visual sequence place recognition with improved dynamic time warping," in *2019 IEEE 31st International Conference on Tools with Artificial Intelligence (ICTAI)*. IEEE, 2019, pp. 1034–1041.
- [11] G. Bertasius, H. Wang, and L. Torresani, "Is space-time attention all you need for video understanding?" in *ICML*, vol. 2, no. 3, 2021, p. 4.
- [12] H. Fan, B. Xiong, K. Mangalam, Y. Li, Z. Yan, J. Malik, and C. Feichtenhofer, "Multiscale vision transformers," in *Proceedings of the IEEE/CVF International Conference on Computer Vision*, 2021, pp. 6824–6835.
- [13] Y. Li, C.-Y. Wu, H. Fan, K. Mangalam, B. Xiong, J. Malik, and C. Feichtenhofer, "Mvitv2: Improved multiscale vision transformers for classification and detection," in *Proceedings of the IEEE/CVF Conference on Computer Vision and Pattern Recognition*, 2022, pp. 4804–4814.




Fig. 5. **Qualitative results.** In these examples, the proposed method successfully retrieves the matching reference sequence in MSLS street view and highway, Oxford and NordLand (ordered from top to bottom), while SeqNet and SeqVLAD produce incorrect place matches. Green and red indicate correct and incorrect retrievals, respectively. While orange indicates the same view but beyond a certain GNSS label threshold, which is also defined as incorrect retrievals.

- [14] J. M. Facil, D. Olid, L. Montesano, and J. Civera, "Condition-invariant multi-view place recognition," *arXiv preprint arXiv:1902.09516*, 2019.
- [15] S. Garg and M. Milford, "Seqnet: Learning descriptors for sequence-based hierarchical place recognition," *IEEE Robotics and Automation Letters*, vol. 6, no. 3, pp. 4305–4312, 2021.
- [16] R. Mereu, G. Trivigno, G. Berton, C. Masone, and B. Caputo, "Learning sequential descriptors for sequence-based visual place recognition," *IEEE Robotics and Automation Letters*, vol. 7, no. 4, pp. 10 383–10 390, 2022.
- [17] C. Feichtenhofer, A. Pinz, and R. P. Wildes, "Spatiotemporal multiplier networks for video action recognition," in *Proceedings of the IEEE conference on computer vision and pattern recognition*, 2017, pp. 4768–4777.
- [18] J. Li, X. Liu, W. Zhang, M. Zhang, J. Song, and N. Sebe, "Spatio-temporal attention networks for action recognition and detection," *IEEE Transactions on Multimedia*, vol. 22, no. 11, pp. 2990–3001, 2020.
- [19] J. Ji, C. Xu, X. Zhang, B. Wang, and X. Song, "Spatio-temporal memory attention for image captioning," *IEEE Transactions on Image Processing*, vol. 29, pp. 7615–7628, 2020.
- [20] A. Aich, M. Zheng, S. Karanam, T. Chen, A. K. Roy-Chowdhury, and Z. Wu, "Spatio-temporal representation factorization for video-based person re-identification," in *Proceedings of the IEEE/CVF international conference on computer vision*, 2021, pp. 152–162.
- [21] A. Dosovitskiy, L. Beyer, A. Kolesnikov, D. Weissenborn, X. Zhai, T. Unterthiner, M. Dehghani, M. Minderer, G. Heigold, S. Gelly *et al.*, "An image is worth 16x16 words: Transformers for image recognition at scale," *arXiv preprint arXiv:2010.11929*, 2020.
- [22] A. Hassani, S. Walton, N. Shah, A. Abuduweili, J. Li, and H. Shi, "Escaping the big data paradigm with compact transformers," *arXiv preprint arXiv:2104.05704*, 2021.
- [23] P. Shaw, J. Uszkoreit, and A. Vaswani, "Self-attention with relative position representations," *arXiv preprint arXiv:1803.02155*, 2018.
- [24] F. Warburg, S. Hauberg, M. Lopez-Antequera, P. Gargallo, Y. Kuang, and J. Civera, "Mapillary street-level sequences: A dataset for lifelong place recognition," in *Proceedings of the IEEE/CVF conference on computer vision and pattern recognition*, 2020, pp. 2626–2635.
- [25] N. Sünderhauf, P. Neubert, and P. Protzel, "Are we there yet? challenging seqslam on a 3000 km journey across all four seasons," in *Proc. of workshop on long-term autonomy, IEEE international conference on robotics and automation (ICRA)*, 2013, p. 2013.
- [26] W. Maddern, G. Pascoe, C. Linegar, and P. Newman, "1 year, 1000 km: The oxford robotcar dataset," *The International Journal of Robotics Research*, vol. 36, no. 1, pp. 3–15, 2017.