

Efficient Mixed Transformer for Single Image Super-Resolution

Ling Zheng¹, Jincheng Zhu^{1,2}, Jinpeng Shi^{1,2}, Shizhuang Weng¹

¹Anhui University, ²Fried Rice Lab

weng_1989@126.com

<https://jincheng2028.github.io/EMT/>

Abstract

Recently, Transformer-based methods have achieved impressive results in single image super-resolution (SISR). However, the lack of locality mechanism and high complexity limit their application in the field of super-resolution (SR). To solve these problems, we propose a new method, Efficient Mixed Transformer (EMT) in this study. Specifically, we propose the Mixed Transformer Block (MTB), consisting of multiple consecutive transformer layers, in some of which the Pixel Mixer (PM) is used to replace the Self-Attention (SA). PM can enhance the local knowledge aggregation with pixel shifting operations. At the same time, no additional complexity is introduced as PM has no parameters and floating-point operations. Moreover, we employ striped window for SA (SWSA) to gain an efficient global dependency modelling by utilizing image anisotropy. Experimental results show that EMT outperforms the existing methods on benchmark dataset and achieved state-of-the-art performance.

1 Introduction

The purpose of Single Image Super-Resolution (SISR) is to recover high-resolution (HR) from low-resolution (LR) images [20]. Convolutional neural network (CNN) [3, 7, 15, 17, 19, 34, 39, 44]-based Super-Resolution (SR) methods are popular because of their powerful ability to extract high frequency detail from images. However, establishing global connectivity by using CNN-based methods [6, 15, 26] is difficult. As an alternative, Transformer-based methods [25, 26, 38, 45] exploit powerful Self-Attention (SA) to model global dependencies on the input data, and has shown impressive performance.

Recently, several studies found that the Transformer lacks locality mechanism for information aggregation within local regions [23, 41]. Local knowledge is highly relevant to the structure and details of the image and crucial for SISR. As more and more SR networks are required to be loaded onto mobile or embedded devices, lightweight SR (LSR) methods have gradually become research hotspots. Many transformer-based lightweight networks, such as ESRT [29], SwinIR [25], and ELAN-light [45] have been proposed. These methods reduce the complexity by modifying the SA calculation, such as using a non-fixed computational window or shared attention mechanism for multiple SAs. However, the modified networks remain highly complex, and SA is an expensive module for LSR application.

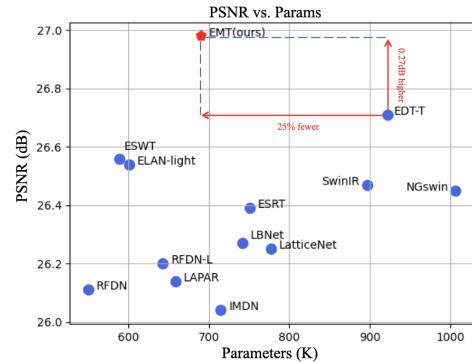


Figure 1: Comparison of the trade-off between model performance and complexity on the Urban100 [14] ($\times 4$) test set.

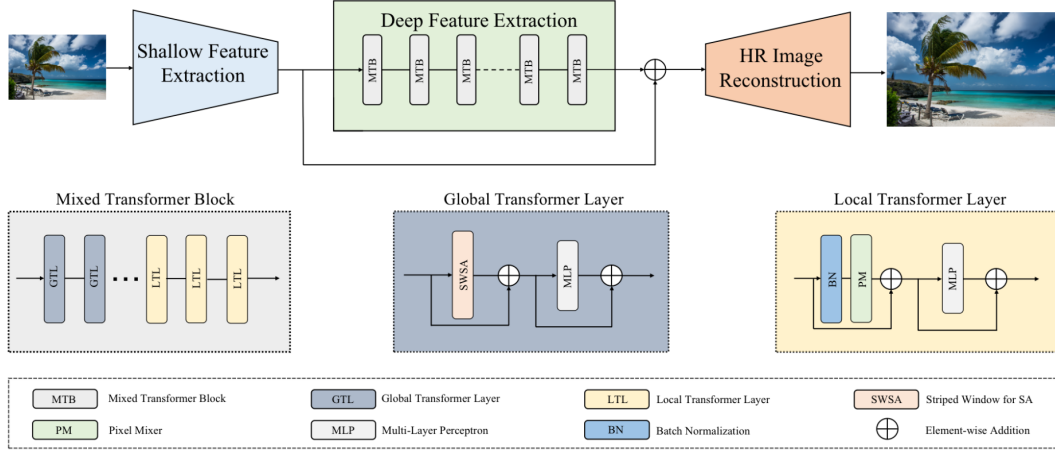


Figure 2: EMT architecture for image SR.

The above discussion leads to a significant research hotspot regarding Transformer-based LSR methods: how to enhance the necessary locality mechanism and gain efficient global dependency modelling while reducing complexity. To solve this problem, we propose the Efficient Mixed Transformer (EMT) for SISR. First, we propose the Mixed Transformer Block (MTB) with multiple consecutive transformer layers, where the SAs in several layers are replaced with local perceptrons to improve the overall local knowledge aggregation. Second, we develop a Pixel Mixer (PM) using channel segmentation and pixel shifting as the local perceptron. PM expands the local receptive field by fusing adjacent pixel knowledge from different channels to improve the locality mechanism. Notably, PM reduced the complexity of the overall network given its lack of additional parameters and floating-point operations (FLOPs). Third, we exploit striped window for SA (SWSA) by using the anisotropic feature of the image to improve the efficiency of global dependency modelling. Finally, extensive experiments show that our method achieves better performance with fewer parameters than the existing efficient SR methods, as shown in Fig. 1.

2 Related Work

Locality Mechanism in Transformers. Previous studies have shown that capturing local spatial knowledge using transformer-based methods is difficult, limiting their application in the field of SR. Several attempts have been made to introduce locality in the Transformer-based networks [11, 23, 41]. Li et al. [23] bring in depth-wise convolution in feed-forward network to improve the overall locality and achieve competitive results in ImageNet classification [5]. Later, Han et al. [11] propose to replace the SA in the Swin Transformer with a depth-wise convolution and achieve comparable performance in high-level computer vision tasks to Swin Transformer [27]. Inspired by these works, we explore local perceptrons that enhance the local knowledge aggregation of the network, such as convolution, to replace the SA and thus improve locality mechanism.

Transformer-based method for LSR. Recently, Transformer-based LSR methods have been proposed. Liang et al. [25] applies the Swin Transformer [27] structure to LSR and propose SwinIR, achieving impressive results by exploiting window-based attention mechanisms. Lu et al. [29] developed Efficient Multi-Head Attention (EMHA) to reduce the use of training data and lower the memory occupation of the GPU. Then, Zhang et al. [45] proposes group-wise multi-scale self-attention (GMSA) by using different window sizes and shared attention mechanisms to solve the redundancy of SA computation. However, the modified transformer-based methods are still complex.

3 Methodology

3.1 Overall EMT Architecture

As shown in Fig. 2, EMT consists of three parts: shallow feature extraction unit (SFEU), deep feature extraction unit (DFEU), and reconstruction unit (RECU). We use $I_{lr} \in \mathbb{R}^{H \times W \times C_{in}}$ and $I_{sr} \in \mathbb{R}^{H \times W \times C_{in}}$ as the input and output of EMT, respectively. We only use a 3×3 convolutional layer as a SFEU to process the input image $F_0 \in \mathbb{R}^{H \times W \times C}$:

$$F_0 = H_{SF}(I_{lr}), \quad (1)$$

where $H_{SF}(\cdot)$ denotes the function of SFEU; H , W , and C_{in} denotes the height, width, and number for channels of the input LR image; C denotes the number of channels of intermediate features.

Subsequently, $F_0 \in \mathbb{R}^{H \times W \times C}$ is extracted by DFEU to obtain the deep features $F_D \in \mathbb{R}^{H \times W \times C}$, and the unit contains n MTB. The processing formula is as:

$$\begin{aligned} F_D &= H_{DF}(F_0), \\ &= H_{MTB_n}(H_{MTB_{n-1}}(\cdots H_{MTB_1}(F_0) \cdots)); \end{aligned} \quad (2)$$

where $H_{DF}(\cdot)$ is the DFEU function and $H_{MTB_n}(\cdot)$ represents the n -th MTB in the DFEU. MTB consists of multiple consecutive transformer layers, where SA is replaced in some of the layers. Finally, as F_0 and F_D are rich in low and high frequency information, they are summed and transmitted directly to RECU:

$$I_{sr} = H_{REC}(F_0 + F_D), \quad (3)$$

where H_{REC} represents the processing function of the RECU.

The EMT is then optimized using a loss function, where many loss functions are available, such as L_2 [7, 12, 37, 44], L_1 [18, 25, 26, 45, 46], and perceptual losses [13, 35]. For simplicity and directness, we select the L_1 loss function. Given a training set $\{I_{LR}^i, I_{HR}^i\}_{i=1}^N$ with a total of N ground-truth HR and matching LR images, the parameters of EMT are trained by minimizing the L_1 loss function:

$$\mathcal{L} = \frac{1}{N} \sum_{i=1}^N \|I_{RHR}^i - I_{HR}^i\|_1, \quad (4)$$

where I_{RHR} is the EMT output of I_{LR} .

3.2 Mixed Transformer Block for SR

Starting from [27], many works have optimized SA and achieved good results in various computer vision tasks. However, the modified SA still cannot address the lack of locality mechanism in Transformer-based methods and still remains high complexity. Thus, we propose Mixed Transformer Block (MTB), which consists of two types of transformer layers, namely the Local Transformer Layer (LTL) and Global Transformer Layer (GTL). In LTL, we use local perceptrons to replace SA, thereby improving overall local knowledge aggregation and reducing the complexity of layers. In addition, a new local perceptron, PM, with no computational cost is developed. For GTL, we use striped window for SA to efficiently build global dependency modelling.

Algorithm 1: Pixel Mixer for EMT, PyTorch-like Code

```
import torch

class PixelMixer(torch.nn.Module):
    def __init__(self):
        super().__init__()
        # list of shift rules
        self.rule = [[-1, 0], [0, 1], [0, -1],
                    [1, 0], [0, 0]]

    def forward(self, x):
        groups = torch.split(x, [x.shape[1]//5] * 5, dim=1)
        # use different shift rules for each group
        groups = [torch.roll(group, shifts=rule, dims=(2, 3))
                  for group, rule in zip(groups, self.rule)]
        return torch.cat(groups, dim=1)
```

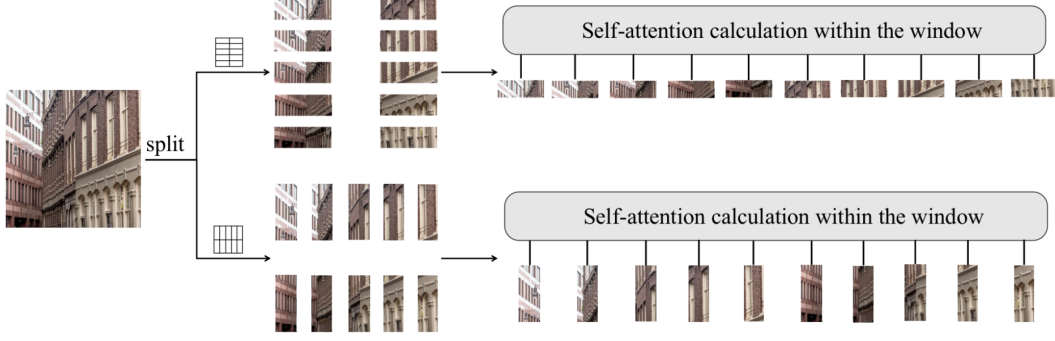


Figure 3: SWSA can divide the window by taking advantage of the anisotropic image features. For simplicity, only one case of the striped window is shown here.

3.3 Pixel Mixer

Wu et al. [40] introduces locality in the network by proposing shift convolution instead of spatial convolution, achieving competitive performance in high-level computer vision tasks. On the base of this work, we extended the idea and developed PM by improving it. Specifically, PM first divides the feature channels into five equal groups, then shifts the feature points of the first four groups in a specific order (left, right, top, bottom) and fill the blank pixels on the opposite side with those that are out of range. By exchanging several channels between adjacent features, the surrounding knowledge is mixed and the channel blending module is expanded with the receptive field to quickly capture local spatial knowledge. In addition, by associating edge feature points with the opposite ones each input window in the self-attention mechanism can obtain different knowledge from other source.

We assume that $z \in H \times W \times C$, where H , W and C represent the height, width and number of channels, respectively; and z' represents the output with the same shape as the input. The equation is as follows:

$$\begin{aligned}
 z[[0 : H - n] : [H - n : H], 0 : W, 0 : \beta C] &\rightarrow z'[[H - n : H] : [0 : H - n], 0 : W, 3\beta C : 4\beta C] \\
 z[0 : H, [0 : W - n] : [W - n : W], \beta C : 2\beta] &\rightarrow z'[0 : H, [W - n : W] : [0 : W - n], 0 : \beta C] \\
 z[0 : H, [0 : n] : [n : W], 2\beta C : 3\beta C] &\rightarrow z'[0 : H, [n : W] : [0 : n], \beta C : 2\beta C] \\
 z[[0 : n] : [n : H], 0 : W, 3\beta C : 4\beta C] &\rightarrow z'[[n : H] : [0 : n], 0 : W, 2\beta C : 3\beta C] \\
 z[0 : H, 0 : W, 4\beta C : C] &\rightarrow z'[0 : H, 0 : W, 4\beta C : C],
 \end{aligned} \tag{5}$$

where n represents the shift step, set to 1 pixel in this paper, and β is the parameter that controls the percentage of channel shifted, in this case $\frac{1}{5}$.

This process is outlined in Algorithm 1. PM is simple and clean, with no additional parameters and FLOPs during operation, and it is thus a practical solution for effectively improving SR network performance.

3.4 Striped Window for SA

Transformer is particularly good at global dependency modelling. Although the global connectivity between token embeddings can be computed by self-attention mechanism, anisotropic features in the image still make the isotropic square window SA redundant [24]. To efficiently model global dependencies, we propose to use mutually perpendicular striped window for SA (SWSA). Specifically, the span of multi-scale similarity or symmetry in an image is horizontally or vertically anisotropic, so it is difficult to fully utilize this feature using horizontal or vertical windows [36] alone. we use mutually perpendicular windows and multi-head calculations within each window to cope with this problem. As shown in Fig. 3, the striped window follows the anisotropic feature of the image, making the proportion of similar features within the window larger, and the computed attention score increases its focus on modeling the contained features. In addition, The computational efficiency is further improved by applying multi-head calculations within each window.

For an input image size $H \times W \times C$, the H , W and C represent the height, width, and number of channels, respectively. The self-attention of each window is then calculated separately to obtain

Table 1: Quantitative comparison with SOTA LSR methods on benchmark datasets of $\times 3$ and $\times 4$. The best results are marked in **red** and the second-best ones are in **blue**.

Method	Scale	Params (K)	Set5		Set14		BSD100		Urban100		Manga109	
			PSNR	SSIM	PSNR	SSIM	PSNR	SSIM	PSNR	SSIM	PSNR	SSIM
FDIWN [8]	$\times 3$	645	34.52	0.9281	30.42	0.8438	29.14	0.8065	28.36	0.8567	-	-
LBNet [9]		736	34.47	0.9277	30.38	0.8417	29.13	0.8061	28.42	0.8559	33.82	0.9460
LAPAR-A [22]		544	34.36	0.9267	30.34	0.8421	29.11	0.8054	28.15	0.8523	33.51	0.9441
NGswin [4]		1,007	34.52	0.9282	30.53	0.8456	29.19	0.8078	28.52	0.8603	33.89	0.9470
SwinIR [25]		886	34.62	0.9289	30.54	0.8463	29.20	0.8082	28.66	0.8624	33.98	0.9478
ELAN-light [45]		590	34.61	0.9288	30.55	0.8463	29.21	0.8081	28.69	0.8624	34.00	0.9478
ESWT [36]		578	34.63	0.9290	30.55	0.8464	29.23	0.8088	28.70	0.8628	34.05	0.9479
EDT-T [21]		919	34.73	0.9299	30.71	0.8481	29.29	0.8103	28.89	0.8674	34.44	0.9498
EMT(our)		678	34.80	0.9303	30.71	0.8489	29.33	0.8113	29.16	0.8716	34.65	0.9508
FDIWN [8]	$\times 4$	664	32.23	0.8955	28.66	0.7829	27.62	0.7380	26.28	0.7919	-	-
LBNet [9]		742	32.29	0.8960	28.68	0.7832	27.62	0.7382	26.27	0.7906	30.76	0.9111
LAPAR-A [22]		659	32.15	0.8944	28.61	0.7818	27.61	0.7366	26.14	0.7871	30.42	0.9074
NGswin [4]		1,019	32.33	0.8963	28.78	0.7859	27.66	0.7396	26.45	0.7963	30.80	0.9128
SwinIR [25]		897	32.44	0.8976	28.77	0.7858	27.69	0.7406	26.47	0.7980	30.92	0.9151
ELAN-light [45]		601	32.43	0.8975	28.78	0.7858	27.69	0.7406	26.54	0.7982	30.92	0.9150
ESWT [36]		589	32.46	0.8979	28.80	0.7866	27.70	0.7410	26.56	0.8006	30.94	0.9136
EDT-T [21]		922	32.53	0.8991	28.88	0.7882	27.76	0.7433	26.71	0.8051	31.35	0.918
EMT(ours)		690	32.64	0.9003	28.97	0.7901	27.81	0.7441	26.98	0.8118	31.48	0.9190

the output $F_{out_n} \in \mathbb{R}^{C \times H \times W}$, where n represents the n th of the 2 striped windows. To calculate the query and value matrices Q and V , the following steps are performed: Reshape the input $X \in \mathbb{R}^{C \times H \times W}$ into $X'_n \in \mathbb{R}^{C/2 \times (H \times W)}$. Calculate the linear transformation of X' using weight matrices W_Q and W_V :

$$Q_n = X'_n \times W_Q, V_n = X'_n \times W_V, \quad (6)$$

where $Q_n \in \mathbb{R}^{d_q \times (H \times W)}$ and $V_n \in \mathbb{R}^{d_v \times (H \times W)}$, respectively. Then multi-head calculations are applied to each window.

To calculate the self-attention score matrix F_{out_n} , the softmax function was applied as follows:

$$F_{out_n} = \text{Softmax}\left(\frac{Q_n \cdot Q_n^T}{scale}\right)V_n, \quad (7)$$

where $scale$ is a constant used to control the size of the matrix A . The F_{out_n} matrix is concatenated along the channel dimension to obtain the output of SWSA:

$$F_{out} = [F_{out_1}; F_{out_n}], \quad (8)$$

note that the n windows are computed sequentially, and the final results are concatenated.

4 Experiments

4.1 Implementation Details

Datasets and Metrics. We use DF2K (DIV2K [1], Flickr2K [26]) as the training set, DIV2K [1] dataset contains HR images with various scenes and objects, and Flickr2K [26] dataset contains images with multiple quality levels. The Set5 [2], Set14 [43], BSD100 [30], Urban100 [14], and Manga109 [31] datasets are used as the test set to evaluate the performance of our method. The Peak Signal-to-Noise Ratio (PSNR) and Structural Similarity Index Measure (SSIM) are used as evaluation metrics, where the RGB are first converted to YCbCr format, and then the metrics are computed on the Y channel. In addition, we report the network parameters to compare our method with other state-of-the-art (SOTA). The network parameters indicate the model complexity and the amount of computational resources required to train and use the model.

Training Setting. In proposed method, we set the channel input to 60. In the DFEU, the number of MTBs is set to six. Each MTB consists of six layers (2GTL and 4LTL). The number of SWSA heads is three and the mutual vertical window is $((32, 8), (8, 32))$. During the training process, we use data augmentation techniques, including random rotations of 90° , 180° , and 270° , and horizontal flipping. The batch size is set to 64 and the input patch size of LR is 64×64 . We use the Adam optimizer [16] with $\beta_1 = 0.9$ and $\beta_2 = 0.999$ for model optimization. The initial learning rate is set to 5×10^{-4} and decays to 1×10^{-6} using cosine annealing scheduler [28]. To train our model, we use the L_1




Figure 4: Qualitative comparison of SOTA methods on the $\times 4$ test set, the reconstructed image of EMT is sharper, with fewer artifacts, allowing better recovery of the structure.

loss function for a total of 1×10^6 iterations. The training process is carried out on two NVIDIA V100 32G GPUs using the Pytorch [33] deep learning framework. The proposed training settings and optimization techniques help to ensure efficient and effective model training, leading to SOTA performance on benchmark dataset.

4.2 Comparison with SOTA Methods

Quantitative comparison. According to the comparison in Table 1, our method outperforms other SOTA, such as SwinIR [25], ELAN-light [45], and EDT-T [21], while maintaining the parameters at lightweight scale. Transformer-based methods utilize SA to model the global dependence for the input image, and outperform many CNN-based methods. Later, EDT-T [21] used a pre-training strategy to achieve outstanding results, even surpassing SwinIR [25] but still lower than our method. Our method is benefited from a combination of PM and SWSA to effectively capture local knowledge and global connectivity, and achieves superior results on various test sets, demonstrating the potential of our method in SR tasks.

Qualitative comparison. We qualitatively compare the SR quality of these different lightweight methods, and the results are shown in Fig. 4. Given that ELAN-light [45] and EDT-T [21] are not

officially provided models, they have been omitted from the comparison. According to the figure, CNN-based methods, such as FDIWN, LBNNet, in image_062 of Urban100 [14] shows severe artifacts in the construction of the details. SwinIR [25] outperforms CNN-based methods in terms of detail construction, but several artifacts and smoothing problems still appear. Our method further relieves this problem and allows for clearer image recovery. In 108005 image [30], our method recovers clearer detailed textures than other transformer-based methods due to the enhanced local knowledge interaction. For HighschoolKimengumi-vol20 and GarakutayaManta of Manga109 [31], our method is more accurate in font recover, less prone to generate misspellings and therefore more reliable. Overall, the details of SR images in EMT are clearer and more realistic, and the structural information is more obvious due to the enhanced local knowledge aggregation and efficient global interaction.

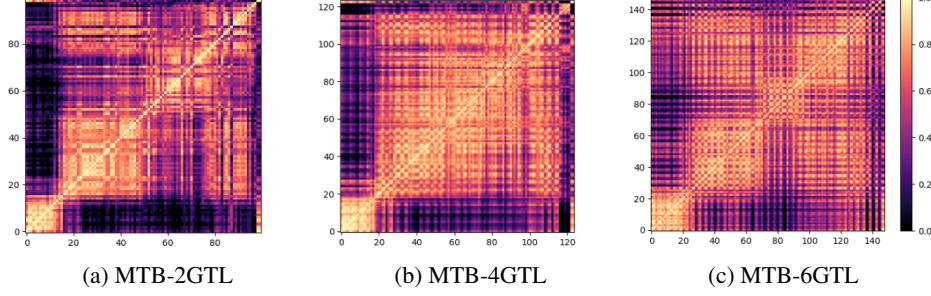


Figure 5: CKA similarity between MTB layers using different numbers of GTLs, with horizontal and vertical coordinates indicating network depth.

4.3 Ablation studies

Similarity between Layers. Central kernel alignment (CKA) is commonly used to study the representational similarity of hidden layers in networks [21, 32]. We introduced this method to investigate the extraction of features using MTB with different numbers of GTLs. Specifically, given m data points, we input the activation $\mathbf{X} \in \mathbb{R}^{m \times p_1}$ and $\mathbf{Y} \in \mathbb{R}^{m \times p_2}$ of two layers, having p_1 and p_2 neurons, respectively, as follows:

$$\text{CKA}(\mathbf{K}, \mathbf{L}) = \frac{\text{HSIC}(\mathbf{K}, \mathbf{L})}{\sqrt{\text{HSIC}(\mathbf{K}, \mathbf{K})\text{HSIC}(\mathbf{L}, \mathbf{L})}}, \quad (9)$$

where we use $m \times m$ Gram matrices $\mathbf{K} = \mathbf{X}\mathbf{X}^\top$ and $\mathbf{L} = \mathbf{Y}\mathbf{Y}^\top$ and HSIC is the Hilbert-Schmidt independence criterion [10]. To facilitate the experiment, we use minibatches of size $n = 288$, with six layers in each block and a batch size of eight for training strategy, and otherwise the same as above 4.1. For the fairness of experiments, the position of *TokenMixer* [42] in LTL is replaced is replaced by *Identity*(\cdot), and SWSA is used in the *TokenMixer* position of GTL. MTBs with different numbers of GTLs (2, 4, 6) were used in the experiments and the same training strategy was performed. The results are presented in Fig. 5, and the lower left and upper right corners are extracted from SFEU and RECU. Similar yellow squares can be observed on the heat map of the initial and intermediate hidden layers, of which the lighter the colour, the higher the similarity. Comparing MTB-4GTL and -6GTL with the MTB-2GTL, the yellow area is larger and lighter, which may indicate the presence of redundant operations in the network [32]. On this basis, we suggest that reducing the number of GTLs to 2 may be a more reasonable choice.

Effect of MTB structure on Performance. GTL is replaced by LTL in the MTB structure to enhance the capture of local knowledge and reduce the parameters and FLOPs, and different levels of replacement result in different performance. In this subsection, we verify the effectiveness of the proposed MTB structure. In GTL, square (16×16) and striped windows SA are used, while maintaining the same complexity. As shown in Fig. 6, MTB using a larger number of GTLs gradually improves PSNR on the Set5 [2], Set14 [43], and BSD100 [30] $\times 4$ test set. However, regardless of the type of SA window, we observed a decreasing trend of improvement in PSNR with increasing GTLs, while parameters and FLOPs still increased proportionally. The slope of 0 to 2GTLs in MTB is the largest, and we believe that MTB-2GTL is a cost-effective choice. The striped self-attention

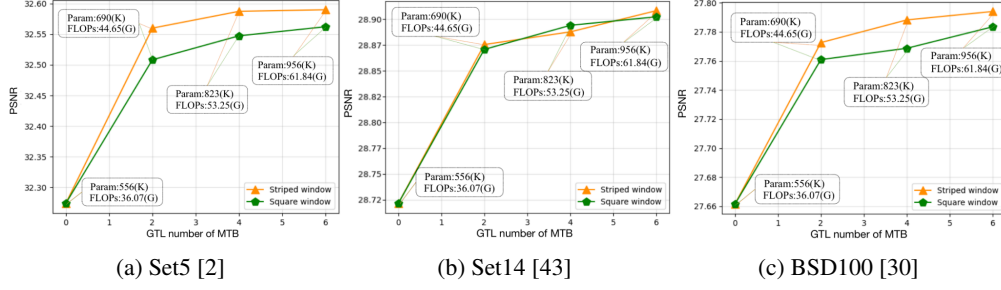


Figure 6: Comparison of PSNR and parameters using different numbers of GTL in MTB structure on the $\times 4$ test set .

window utilizes image anisotropy features and performs better in the test set than the traditional square window. In addition, we further validated the MTB architecture by quantitatively comparing MTB-4GTL and -6GTL with MTB-2GTL, while keeping the same parameter levels. As shown in the Table 2, MTB-2GTL outperformed the number of other GTLs on most of the test sets. Due to the lack of interaction between the SAs of MTB-1GTL, -3GTL and -5GTL, which may lead to poor results, they are omitted in the display.

Table 2: The PSNR is tested on a set of $\times 4$ image SR, using different numbers of GTLs on the MTB structure while controlling the parameters to be approximately equal. The BEST results are **highlighted**.

Model	Params (K)	FLOPs (G)	Set5 (PSNR)	Set14 (PSNR)	Urban100 (PSNR)	BSD100 (PSNR)	Manga109 (PSNR)
MTB - 0GTL	733	47.5	32.328	28.719	26.387	27.688	30.942
MTB - 2GTL	690	44.6	32.559	28.875	26.741	27.772	31.296
MTB - 4GTL	690	44.6	32.546	28.869	26.760	27.757	31.277
MTB - 6GTL	645	41.8	32.491	28.864	26.754	27.757	31.264

Table 3: Test results on Manga109 [31] of $\times 4$ image SR on which module is used in the location of the *TokenMixer* in LTL. The BEST results are **highlighted**.

Model	Params (K)	FLOPs (G)	<i>PixelMixer</i> (-)	<i>Identity</i> (-)	Manga109
MTB - 4GTL	690	44.6	✓		31.328
MTB - 4GTL	690	44.6		✓	31.277
MTB - 2GTL	690	44.6	✓		31.329
MTB - 2GTL	690	44.6		✓	31.296




Figure 7: Qualitative analysis results of MTB with and without PM in Urban100 [14] and Manga109 [31] ($\times 4$) test sets.

Effectiveness of the Pixel Mixer. We propose PM to enhance locality mechanisms in the architecture by mixing pixels without adding parameters and FLOPs. To verify the effectiveness of PM, we set up four groups of experiments for quantitative and qualitative analysis, i.e., with and without PM in MTB-2GTL and MTB-4GTL, as shown in Table 3 and Fig. 7. The results show that the network with PM improves the PSNR of test set and recovers clearer and more realistic image details and textures while maintaining the same parameter levels. In addition, the ability of the network to utilize local knowledge can be reflected by observing the change in Mean Attention Distance (MAD) [21]. MAD is obtained by averaging the distance between the query pixel and all other pixels, weighted by the attention weights. The points represent the attention distance with lower indexes typically indicating increased use of local knowledge in the network. We further carry out MAD experiments on the DIV2K [1] validation set. As shown in Fig. 8, PM brought more locality in several regions,

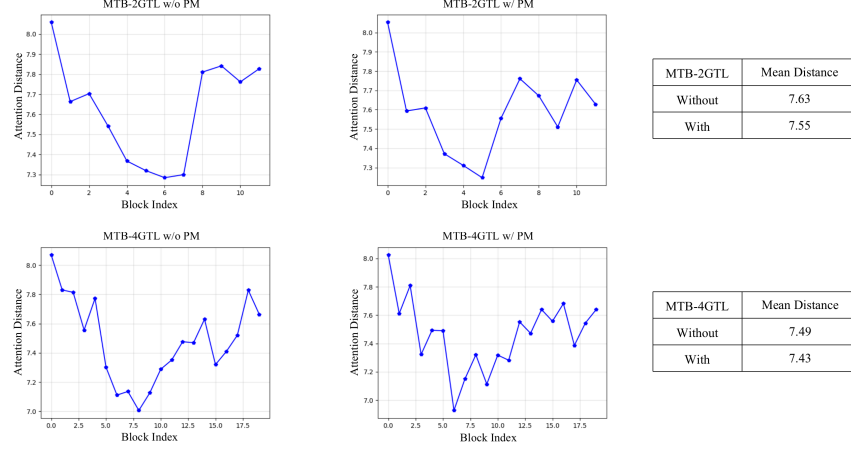


Figure 8: The distance of attention head for the MTB with and without PM.

especially in the higher network layers, and the overall mean attention distance decreased. The introduction of PM has no additional network parameters and enhances the capability of the network to aggregate local knowledge.

5 Conclusion

This study proposes an Efficient Mixed Transformer (EMT) for SISR, which consists of three units: shallow feature extraction, deep feature extraction, and reconstruction. The deep feature extraction unit uses Mixed Transformer Block (MTB) with the mixture of global transformer layer (GTL) and local transformer layer (LTL) in each block. LTL mainly consists of a Pixel Mixer (PM) and a multi-layer perceptron. PM enhances the locality mechanism of the network with channel separation and pixel shifting operations without additional complexity. Striped window for self-attention (SWSA) in GTL utilizes the anisotropy of images to obtaining a more effective global dependency modelling. The experimental results show that EMT achieves more outstanding performance in LSR than previous SOTA methods and a better balance between performance and complexity. In the future, we attempt to reduce the complexity of self-attention and consider SISR deployment in mobile and embedded devices.

References

- [1] Eirikur Agustsson and Radu Timofte. Ntire 2017 challenge on single image super-resolution: Dataset and study. In *Proceedings of the IEEE conference on computer vision and pattern recognition workshops*, pages 126–135, 2017.
- [2] M. Bevilacqua, A. Roumy, C. Guillemot, and A. Morel. Low-complexity single image super-resolution based on nonnegative neighbor embedding. In *British Machine Vision Conference*, 2012.
- [3] Haoyu Chen, Jinjin Gu, and Zhi Zhang. Attention in attention network for image super-resolution. *arXiv preprint arXiv:2104.09497*, 2021.
- [4] Haram Choi, Jeongmin Lee, and Jihoon Yang. N-gram in swin transformers for efficient lightweight image super-resolution. *arXiv preprint arXiv:2211.11436*, 2022.
- [5] Jia Deng, Wei Dong, Richard Socher, Li-Jia Li, Kai Li, and Li Fei-Fei. Imagenet: A large-scale hierarchical image database. In *2009 IEEE conference on computer vision and pattern recognition*, pages 248–255. Ieee, 2009.
- [6] Chao Dong, Chen Change Loy, Kaiming He, and Xiaoou Tang. Learning a deep convolutional network for image super-resolution. In *European conference on computer vision*, pages 184–199. Springer, 2014.
- [7] Chao Dong, Chen Change Loy, Kaiming He, and Xiaoou Tang. Image super-resolution using deep convolutional networks. *IEEE transactions on pattern analysis and machine intelligence*, 38(2):295–307, 2015.
- [8] Guangwei Gao, Wenjie Li, Juncheng Li, Fei Wu, Huimin Lu, and Yi Yu. Feature distillation interaction weighting network for lightweight image super-resolution. In *AAAI Conference on Artificial Intelligence (AAAI)*, 2022.

- [9] Guangwei Gao, Zhengxue Wang, Juncheng Li, Wenjie Li, Yi Yu, and Tieyong Zeng. Lightweight bimodal network for single-image super-resolution via symmetric cnn and recursive transformer. In *International Joint Conference on Artificial Intelligence (IJCAI)*, 2022.
- [10] A. Gretton, K. Fukumizu, C. H. Teo, S. Le, and A. J. Smola. A kernel statistical test of independence. In *Advances in Neural Information Processing Systems 20, Proceedings of the Twenty-First Annual Conference on Neural Information Processing Systems, Vancouver, British Columbia, Canada, December 3-6, 2007*, 2007.
- [11] Q. Han, Z. Fan, Q. Dai, L. Sun, and J. Wang. Demystifying local vision transformer: Sparse connectivity, weight sharing, and dynamic weight, 2021.
- [12] Muhammad Haris, Gregory Shakhnarovich, and Norimichi Ukita. Deep back-projection networks for super-resolution. In *Proceedings of the IEEE conference on computer vision and pattern recognition*, pages 1664–1673, 2018.
- [13] Gao Huang, Zhuang Liu, Laurens Van Der Maaten, and Kilian Q Weinberger. Densely connected convolutional networks. In *Proceedings of the IEEE conference on computer vision and pattern recognition*, pages 4700–4708, 2017.
- [14] Jia-Bin Huang, Abhishek Singh, and Narendra Ahuja. Single image super-resolution from transformed self-exemplars. In *Proceedings of the IEEE conference on computer vision and pattern recognition*, pages 5197–5206, 2015.
- [15] Jiwon Kim, Jung Kwon Lee, and Kyoung Mu Lee. Accurate image super-resolution using very deep convolutional networks. In *Proceedings of the IEEE conference on computer vision and pattern recognition*, pages 1646–1654, 2016.
- [16] Diederik P Kingma and Jimmy Ba. Adam: A method for stochastic optimization. *arXiv preprint arXiv:1412.6980*, 2014.
- [17] Wei-Sheng Lai, Jia-Bin Huang, Narendra Ahuja, and Ming-Hsuan Yang. Deep laplacian pyramid networks for fast and accurate super-resolution. In *Proceedings of the IEEE conference on computer vision and pattern recognition*, pages 624–632, 2017.
- [18] Wei-Sheng Lai, Jia-Bin Huang, Narendra Ahuja, and Ming-Hsuan Yang. Deep laplacian pyramid networks for fast and accurate super-resolution. In *Proceedings of the IEEE conference on computer vision and pattern recognition*, pages 624–632, 2017.
- [19] Yann LeCun, Yoshua Bengio, and Geoffrey Hinton. Deep learning. *nature*, 521(7553):436–444, 2015.
- [20] Christian Ledig, Lucas Theis, Ferenc Huszár, Jose Caballero, Andrew Cunningham, Alejandro Acosta, Andrew Aitken, Alykhan Tejani, Johannes Totz, Zehan Wang, et al. Photo-realistic single image super-resolution using a generative adversarial network. In *Proceedings of the IEEE conference on computer vision and pattern recognition*, pages 4681–4690, 2017.
- [21] W. Li, X. Lu, J. Lu, X. Zhang, and J. Jia. On efficient transformer and image pre-training for low-level vision. *arXiv e-prints*, 2021.
- [22] Wenbo Li, Kun Zhou, Lu Qi, Nianjuan Jiang, Jiangbo Lu, and Jiaya Jia. Lpar: Linearly-assembled pixel-adaptive regression network for single image super-resolution and beyond. In *Advances in Neural Information Processing Systems (NeurIPS)*, 2020.
- [23] Yawei Li, Kai Zhang, Jiezhang Cao, Radu Timofte, and Luc Van Gool. Localvit: Bringing locality to vision transformers. *arXiv preprint arXiv:2104.05707*, 2021.
- [24] Yawei Li, Yuchen Fan, Xiaoyu Xiang, Denis Demandolx, Rakesh Ranjan, Radu Timofte, and Luc Van Gool. Efficient and explicit modelling of image hierarchies for image restoration. *arXiv preprint arXiv:2303.00748*, 2023.
- [25] Jingyun Liang, Jiezhang Cao, Guolei Sun, Kai Zhang, Luc Van Gool, and Radu Timofte. Swinir: Image restoration using swin transformer. In *Proceedings of the IEEE/CVF International Conference on Computer Vision*, pages 1833–1844, 2021.
- [26] Bee Lim, Sanghyun Son, Heewon Kim, Seungjun Nah, and Kyoung Mu Lee. Enhanced deep residual networks for single image super-resolution. In *Proceedings of the IEEE conference on computer vision and pattern recognition workshops*, pages 136–144, 2017.
- [27] Ze Liu, Yutong Lin, Yue Cao, Han Hu, Yixuan Wei, Zheng Zhang, Stephen Lin, and Baining Guo. Swin transformer: Hierarchical vision transformer using shifted windows. In *Proceedings of the IEEE/CVF International Conference on Computer Vision*, pages 10012–10022, 2021.
- [28] I. Loshchilov and F. Hutter. Sgdr: Stochastic gradient descent with restarts. 2016.
- [29] Zhisheng Lu, Juncheng Li, Hong Liu, Chaoyan Huang, Linlin Zhang, and Tieyong Zeng. Transformer for single image super-resolution. In *Proceedings of the IEEE/CVF Conference on Computer Vision and Pattern Recognition*, pages 457–466, 2022.

- [30] David Martin, Charless Fowlkes, Doron Tal, and Jitendra Malik. A database of human segmented natural images and its application to evaluating segmentation algorithms and measuring ecological statistics. In *Proceedings Eighth IEEE International Conference on Computer Vision. ICCV 2001*, volume 2, pages 416–423. IEEE, 2001.
- [31] Yusuke Matsui, Kota Ito, Yuji Aramaki, Azuma Fujimoto, Toru Ogawa, Toshihiko Yamasaki, and Kiyoharu Aizawa. Sketch-based manga retrieval using manga109 dataset. *Multimedia Tools and Applications*, 76: 21811–21838, 2017.
- [32] Thao Nguyen, Maithra Raghu, and Simon Kornblith. Do wide and deep networks learn the same things? uncovering how neural network representations vary with width and depth. *arXiv preprint arXiv:2010.15327*, 2020.
- [33] Adam Paszke, Sam Gross, Francisco Massa, Adam Lerer, James Bradbury, Gregory Chanan, Trevor Killeen, Zeming Lin, Natalia Gimelshein, Luca Antiga, et al. Pytorch: An imperative style, high-performance deep learning library. *Advances in neural information processing systems*, 32, 2019.
- [34] Mehdi SM Sajjadi, Bernhard Scholkopf, and Michael Hirsch. Enhancenet: Single image super-resolution through automated texture synthesis. In *Proceedings of the IEEE international conference on computer vision*, pages 4491–4500, 2017.
- [35] Mehdi SM Sajjadi, Bernhard Scholkopf, and Michael Hirsch. Enhancenet: Single image super-resolution through automated texture synthesis. In *Proceedings of the IEEE international conference on computer vision*, pages 4491–4500, 2017.
- [36] Jinpeng Shi, Hui Li, Tianle Liu, Yulong Liu, Mingjian Zhang, Jincheng Zhu, Ling Zheng, and Shizhuang Weng. Image super-resolution using efficient striped window transformer. *arXiv preprint arXiv:2301.09869*, 2023.
- [37] Ying Tai, Jian Yang, Xiaoming Liu, and Chunyan Xu. Memnet: A persistent memory network for image restoration. In *Proceedings of the IEEE international conference on computer vision*, pages 4539–4547, 2017.
- [38] Ashish Vaswani, Noam Shazeer, Niki Parmar, Jakob Uszkoreit, Llion Jones, Aidan N Gomez, Łukasz Kaiser, and Illia Polosukhin. Attention is all you need. *Advances in neural information processing systems*, 30, 2017.
- [39] Zhaowen Wang, Ding Liu, Jianchao Yang, Wei Han, and Thomas Huang. Deep networks for image super-resolution with sparse prior. In *Proceedings of the IEEE international conference on computer vision*, pages 370–378, 2015.
- [40] B. Wu, A. Wan, X. Yue, P. Jin, S. Zhao, N. Golmant, A. Gholaminejad, J. Gonzalez, and K. Keutzer. Shift: A zero flop, zero parameter alternative to spatial convolutions. 2017.
- [41] Haiping Wu, Bin Xiao, Noel Codella, Mengchen Liu, Xiyang Dai, Lu Yuan, and Lei Zhang. Cvt: Introducing convolutions to vision transformers. In *Proceedings of the IEEE/CVF International Conference on Computer Vision*, pages 22–31, 2021.
- [42] Weihao Yu, Mi Luo, Pan Zhou, Chenyang Si, Yichen Zhou, Xinchao Wang, Jiashi Feng, and Shuicheng Yan. Metaformer is actually what you need for vision. In *Proceedings of the IEEE/CVF Conference on Computer Vision and Pattern Recognition*, pages 10819–10829, 2022.
- [43] Roman Zeyde, Michael Elad, and Matan Protter. On single image scale-up using sparse-representations. In *Curves and Surfaces: 7th International Conference, Avignon, France, June 24-30, 2010, Revised Selected Papers 7*, pages 711–730. Springer, 2012.
- [44] Kai Zhang, Wangmeng Zuo, and Lei Zhang. Learning a single convolutional super-resolution network for multiple degradations. In *Proceedings of the IEEE conference on computer vision and pattern recognition*, pages 3262–3271, 2018.
- [45] Xindong Zhang, Hui Zeng, Shi Guo, and Lei Zhang. Efficient long-range attention network for image super-resolution. *arXiv preprint arXiv:2203.06697*, 2022.
- [46] Yulun Zhang, Yapeng Tian, Yu Kong, Bineng Zhong, and Yun Fu. Residual dense network for image super-resolution. In *Proceedings of the IEEE conference on computer vision and pattern recognition*, pages 2472–2481, 2018.