

Causal Document-Grounded Dialogue Pre-training

Yingxiu Zhao¹, Bowen Yu^{2*}, Haiyang Yu², Bowen Li², Jinyang Li²,
Chao Wang², Fei Huang², Yongbin Li², Nevin L. Zhang¹

¹ The Hong Kong University of Science and Technology, ² Alibaba Group

{yzhaocx, lzhang}@connect.ust.hk, libowen.ne@gmail.com,
{yubowen.ybw, yifei.yhy, ruiyi.wc, f.huang, shuide.lyb}@alibaba-inc.com

Abstract

The goal of document-grounded dialogue (DocGD) is to generate a *response* by grounding the *evidence* in a *supporting document* in accordance with the *dialogue context*. This process involves four variables that are causally connected. Recently, task-specific pre-training has greatly boosted performances on many downstream tasks. Existing DocGD methods, however, continue to rely on general pre-trained language models without a specifically tailored pre-training approach that explicitly captures the causal relationships. To tackle this issue, we are the first to present a causally-complete dataset construction strategy for building million-level DocGD pre-training corpora. To better capture causality, we further propose a causally-perturbed pre-training strategy, which introduces causal perturbations on the variables and optimizes the overall causal effect. Experiments on three benchmark datasets demonstrate that our causal pre-training achieves considerable and consistent improvements under fully-supervised, low-resource, few-shot, and zero-shot settings¹.

1 Introduction

Goal-oriented dialogue, focusing on assisting users in achieving their goals through natural language interactions, has made significant progress in recent years (Peng et al., 2021; He et al., 2022). However, these systems often face limitations in their ability to provide information beyond what can be retrieved from specific databases or domains. To address this issue, researchers have proposed the goal-oriented Document-Grounded Dialogue (DocGD) task (Feng et al., 2020, 2021), which leverages documents as the external knowledge source to support dialogue systems in meeting the diverse information needs of users.

* Corresponding author.

¹The data and code will be made available to the public.

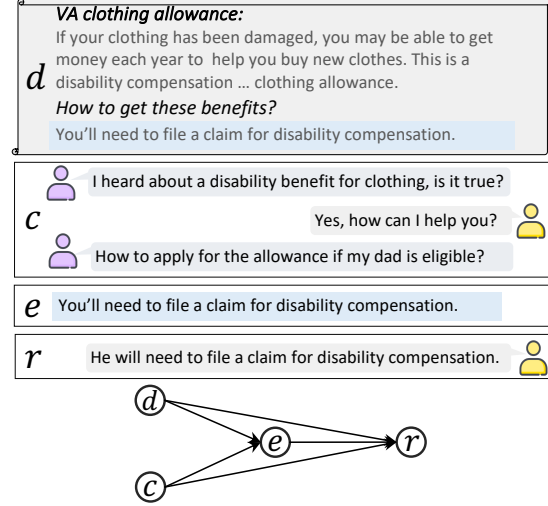


Figure 1: Causal graph of an example in DocGD, where four variables are causally connected: document d , evidence e , dialogue context c and response r .

Recently, task-specific pre-training has shown an extraordinary ability to boost performances and alleviate overfitting on downstream tasks, by mitigating the gaps between pre-training and fine-tuning due to different data distributions and training objectives (Mengge et al., 2020; Liu et al., 2021; Bai et al., 2022). Nonetheless, the study of pre-training for DocGD is hindered due to the difficulty of modeling the causal effects, which is a prominent characteristic of DocGD and the key to the success of pre-training. As shown in Figure 1, the task requires the model to identify *evidence* in a *document* based on the dialogue *context*, and then utilize the grounding evidence to generate a corresponding *response*. This process involves the interplay of four variables that are causally connected. To achieve precise modeling of causal effects during pre-training, two challenges must be overcome: (1) the scarcity of large-scale and causally-complete DocGD datasets for pre-training, as opposed to dialogue generation tasks that have the advantage of utilizing conversational data from social media sources (Zhang et al., 2020). (2) conventional likelihood pre-training techniques

(e.g., Raffel et al. (2020)) are insufficient to capture the causal relationships among variables.

To overcome the first challenge, we propose a novel strategy for building a DocGD pre-training corpus. We define a dataset as *causally-complete* if the dataset contains all the variables of a task, and all the reasonable causal relationships among the variables exist. To build such a causally-complete corpus, we convert the documents in Wikipedia into human-like dialogues by generating pseudo-user utterances using a trained generator and modifying underlying evidence embedded in the documents to serve as agent responses. However, it should be noted that although Wikipedia contains a wealth of knowledge in various domains, the virtual dialogues generated in this manner may not accurately reflect real-world conversations. To address this, we supplement the Wikipedia dataset with human dialogues collected from the Reddit website, which are natural and realistic. Briefly, we select dialogues containing valid URLs and extract the associated documents from the web pages to serve as virtual external documents to support the dialogues, thus being causally complete. In this way, we have constructed two complementary datasets to support the pre-training for DocGD.

To address the second challenge, we propose a causally-perturbed pre-training strategy to better model the causality within our pre-training corpora. This approach involves introducing causal interventions to both the document and evidence variables and optimizing the total effect of responses for different causes. In general, the total effect can be decomposed into the sum of the natural direct effect (NDE) and total indirect effect (TIE) (Niu et al., 2021). Intuitively, NDE measures the effect of irrelevant sentences in the supporting document, while TIE measures the effect of the evidence (detailed explanations in §3.3). Our goal is to improve the robustness of our model against perturbations on irrelevant sentences by minimizing NDE and to encourage reliance on evidence in dialogue responses by maximizing TIE. To achieve this, we preserve relevant evidence while perturbing the rest of the document to enhance the consistency of responses when using two document versions, thus minimizing NDE. To maximize TIE, we remove required evidence from the document while keeping other information intact, and then decrease the probability of generating original responses.

Overall, we refer to the two aforementioned

strategies jointly as *Causal Document-Grounded Dialogue* (CausalDD). We conduct adequate experiments and analyses on three DocGD benchmark datasets for both English and Chinese. The results under fully-supervised, few-shot, low-resource, and zero-shot settings demonstrate the effectiveness of our dataset construction and causally-perturbed pre-training strategies.

2 Related Work

2.1 Causal Inference For NLP

Causal Inference is a statistical modeling tool that has been applied in explanatory analysis to better understand the relationships between variables (Glymour et al., 2016; Kuang et al., 2020). In the context of named entity recognition, Zeng et al.2020 sought to eliminate spurious correlations between context and entity tokens by replacing entities with counterfactual tokens. Wu et al.2020 similarly utilized counterfactual samples in sentiment classification, replacing causal terms with their antonyms. In our study, we take DocGD from a causal perspective, presenting the causal relationships among DocGD variables for the first time.

2.2 Document-Grounded Dialogue

Goal-oriented dialogue generation grounded in documents is a challenging and realistic task (Ma et al., 2020; Yu et al., 2022). Researchers have increasingly utilized documents in a more flexible manner to improve the fluency and informativeness of model-generated responses, including in tasks such as Machine Reading Comprehension, Convention Question Answering, and the focus of this paper, DocGD. To support the development of models for these tasks, various datasets have been proposed, including CoQA (Reddy et al., 2019), QuAC (Choi et al., 2018), DoQA (Campos et al., 2020), Wizard (Dinan et al., 2018), Doc2dial (Feng et al., 2020), MultiDoc2Dial (Feng et al., 2021) and Doc2bot (Fu et al., 2022). However, the high annotation requirements for document-grounded dialogues have limited the scale of available annotated data. To address this issue, Li et al.2020 expressed the document knowledge as latent variables and devised a variational approach to achieve zero-resource knowledge-grounded dialogue generation. Zhao et al.2019 proposed a disentangled response decoder in order to isolate parameters that depend on knowledge-grounded dialogues to investigate low-resource knowledge-grounded dialogue

Datasets	Dialogues	Documents	Total Turns
WikiDialog	1.00M	0.12M	3.00M
Reddit	1.00M	1.00M	1.39M
All	2.00M	1.12M	4.39M

Table 1: Statistics of CausalDD pre-training corpora. generation. Li et al.2021 homogenized different sources of knowledge (e.g., dictionaries, or knowledge graphs) into a unified representation to alleviate reliance on a single source. These approaches omit pre-training on DocGD and merely initialize the parameters with general language models such as T5 (Raffel et al., 2020). Thus, how to effectively pre-train the DocGD model is still an open problem. In this paper, we give the answer from the perspective of causal inference and demonstrate that causal pre-training is effective in various DocGD settings.

3 Methodology

In this section, we first take a causal-effect perspective on the DocGD task in §3.1. We then propose two strategies to overcome the challenges discussed in §1: (1) a dataset construction strategy in §3.2 for building a causally-complete pre-training corpus; (2) a causally-perturbed pre-training strategy in §3.3 for better modeling causality of DocGD.

3.1 A Causal-Effect Perspective on DocGD

The DocGD task is commonly formulated as a sequential process including two sub-tasks: *knowledge grounding* and *response generation* (Feng et al., 2020; Gao et al., 2022). Given a dialogue context c , and a supporting document d , the objective of knowledge grounding is to determine a pertinent segment of text within the document as the supporting evidence, denoted as e , for the subsequent response. Response generation then leverages this evidence e , along with the context c of the dialogue, to produce a response r . Hence, four variables $\{c, d, e, r\}$ are interrelated in a causal manner. Specifically, the direct impact of d and c on r can be observed through the causal paths $d \rightarrow r$ or $c \rightarrow r$, respectively. Additionally, there is also an indirect effect of d and c on r through the intermediary variable e . (See an example causal graph illustrated in Fig. 1).

3.2 Causally-complete Dataset Construction

Although task-specific pre-training has been extensively studied in various fields due to its demonstrated effectiveness, there hasn’t been much research on pre-training for DocGD. This is due

to the difficulty of constructing a pre-training DocGD corpus, particularly one that fully captures the causal relationships among relevant variables. Without meticulously modeling causality, trivially integrating a dialog corpus and unverified documents may bring issues like missing variables or weak causal relationships among them. Consequently, the model may learn spurious features being trained on the deficient data, such as the response generation solely depending on the dialogue context c , ignoring the document d . This can lead to a significant reduction in model performance, as we demonstrate in our experiments (§4.7).

To overcome this challenge, we propose a pre-training data construction strategy that utilizes high-quality documents from Wikipedia to create a causally-complete dataset with virtual dialogues. We further complement the corpus by leveraging real-world dialogues from Reddit to construct another dataset with virtual external knowledge. Table 1 summarizes the basic statistics of our constructed causally-complete datasets.

3.2.1 Causally-complete WikiDialog

Wikipedia is an abundant source of high-quality articles, many of which are written or edited by experts who have invested significant time and effort in making their discourse clear, accurate and addressing potential readers’ questions (Chen et al., 2017). One essential characteristic of Wikipedia is that each page focuses on describing a specific entity, and each paragraph within the page is a cohesive piece of information about that entity, which can be viewed as a summary of a conversation discussing the entities. Thus, Wikipedia can be naturally converted into a two-person DocGD conversation between a user and an imagined agent.

In this study, we consider a paragraph, denoted as $d = (e_1, e_2, \dots, e_m)$, consisting of m sentences. Each sentence in the paragraph is treated as evidence e , corresponding to an agent’s response in an m -round dialogue. To complete the dialogue, we employ a dialogue inpainter (Dai et al., 2022) to generate the missing user utterances, which are interleaved with the agent’s responses. Typically, the dialog inpainter generates a pseudo session $s_{\text{inpainter}} = (u_1, e_1, u_2, e_2, \dots, u_m, e_m)$, where u_i is the i -th generated utterance for the user and e_i is used as the response for the agent². For our causally-complete Wiki data, we first copy the first

²We refer readers to the original paper for more details.

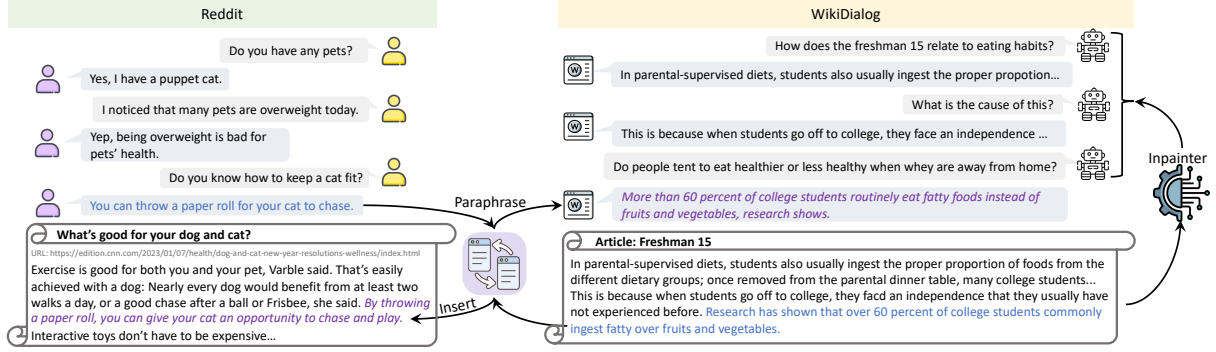


Figure 2: Two complementary datasets WikiDialog and Reddit built for DocGD, which are causally complete.

two turns from the inpainter, $s = (u_1, e_1, u_2, e_2)$. For the third turn, we randomly select one turn from the remaining turns to serve as the utterance and the grounding knowledge, respectively. Notably, to make the target response more natural, we utilize a well-trained paraphrase model to rewrite the evidence e_3 as the agent’s response r_3 , where $s = (u_1, e_1, u_2, e_2, u_3, r_3)$. Finally, we acquire the dialogue context $c = (u_1, e_1, u_2, e_2, u_3)$, and the response r_3 paraphrased from the evidence e_3 .

Remark. Why is the above construction causally complete? First, the evidence e is an exact sentence in the document d , and the dialogue context c is generated by the dialogue inpainter based on e , so the evidence e can be uniquely determined in d by c , that is, e is the effect of $\{c, d\}$. Considering response r is a paraphrase of e , so e is the direct cause of r , and the causal paths $c \rightarrow r$ and $d \rightarrow r$ can also be implicitly established.

3.2.2 Causally-complete Reddit

Despite the causally-complete dataset of WikiDialog, it is still possible that the generated virtual dialogues do not fully align with the distribution of real-world human conversations.

One way to address this issue is to use diverse and realistic conversations to supplement the pre-training corpus. We consider Reddit as a popular online platform for person-to-person discussions, providing a wealth of dialogue context c and response r . However, some variables are missing: document d and evidence e . To gather more information about these missing variables, we notice that many submissions on Reddit include URLs. The web pages linked by these URLs, such as related news articles, often provide specific information about the topics discussed in the submission. The discussions and replies under a submission often revolve around these topics. Therefore, we can crawl submissions with a URL on Reddit and use

the contents pointed to by the URL as the document d , with the conversations and replies under the submission serving as c and r , respectively.

To create this dataset, we extract comment chains from Reddit that were posted between the years 2020 and 2022. Given the fact that discussions on Reddit frequently take the form of tree-structured reply chains, we follow the methodology outlined in Zhang et al. 2020 and extract each path from the root node to the leaf node as a training instance containing multiple turns of dialogue. We selected samples that contained valid URL³ in either the dialogue context c or response r . We then extracted the documents from the corresponding webpage and treated them as the grounded external knowledge d for the dialogue.

It is worth noting that we can only infer a certain degree of semantic relevance between d , c , and r based on the co-occurrence of URLs and conversations. However, we cannot guarantee that (1) the response is generated by grounding on external knowledge (i.e., evidence) or that (2) the evidence can be found in the document to support the response. To address this issue, we obtain the evidence by paraphrasing the response and then insert this pseudo-evidence to a random position in the original document, which ensures that each document contains underlying evidence entailed in the associated dialogue response.

Remark. Why is the above construction causally complete? First, the evidence e is a paraphrase of response r , so a causal relationship can be established between r and e . Given that r is a natural response to the dialogue context c on Reddit, causal paths $c \rightarrow r$ and $c \rightarrow e$ exist. Furthermore, through the random insertion of evidence e into

³A valid URL is defined as a webpage containing non-offensive English sentences. We ignored links referring to emails, videos, or images.

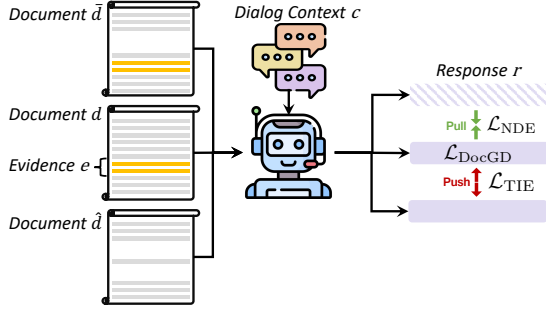


Figure 3: The illustration of causally-perturbed pre-training for CausalDD. The document in the middle on the left represents the unperturbed document d , while the upper and bottom documents represent perturbed documents \bar{d} and \hat{d} for optimizing NDE (Eq. 5) and TIE (Eq. 6), respectively.

the document d , d can thus become the cause of e , and then the cause path $d \rightarrow r$ could also be established.

3.3 Causal Pre-Training Framework

DocGD-specific Pre-Training We follow the best and simplest fine-tuning method for the DocGD task described by Gao et al. (2022) and align our pre-training task with fine-tuning by sequentially generating the grounding evidence e and the agent response r based on the input of dialogue context c and associated document d . The basic pre-training objective is:

$$\mathcal{L}_{\text{DocGD}} = - \sum_{(d,c,e,r) \in C} \log(p_{\theta}(e; r|d; c)), \quad (1)$$

where C is our constructed causally-complete pre-training corpus in §3.2, θ is the model parameters to be pre-trained.

Causally-perturbed Pre-Training To further facilitate the causal modeling of DocGD, we propose a causally-perturbed pre-training strategy by introducing causal perturbations to variables of DocGD and evaluating the outcomes under different causes.

Here, we utilize a common measurement, *causal effect*, to compare two potential outcomes for the same variable under two distinct treatment conditions (Rubin, 1978; Robins, 1986). Supposed that the random variable X assigned with the observed value x , $X = x$, represents “under no-treatment condition” and $X = x^*$ represents “under treatment condition” (Niu et al., 2021). The *total effect* (TE) of treatment $X = x$ on the variable Y compares two hypothetical situations $X = x$ and $X = x^*$, which is denoted as: $\text{TE} = Y_{x^*} - Y_x$. In

DocGD, we aim to estimate the effect of the document d on the identification of evidence e and the generation of response r . We denote $X = x$ to represent the original document d (under no-treatment condition), and $X = x^*$ to represent applying perturbations to the document (under treatment condition). We use Y to denote the generated sequence of evidence and response. More precisely, we further divide the document d into two parts, the sentence e where the evidence span lies and the other sentences $\{d \setminus e\}$ outside the evidence scope, i.e., $d = e \cup \{d \setminus e\}$. Hence, the total effect in DocGD can be written as:

$$\text{TE} = Y_{\{d \setminus e\}^*, e^*} - Y_{\{d \setminus e\}, e}. \quad (2)$$

We adopt the decomposition in Niu et al. (2021) and adapt it to our causal DocGD scenario. Concretely, TE can be decomposed into the sum of the natural direct effect (NDE) and total indirect effect (TIE). NDE expresses the increase in the outcome Y when $\{d \setminus e\}$ changes to $\{d \setminus e\}^*$:

$$\text{NDE} = Y_{\{d \setminus e\}^*, e} - Y_{\{d \setminus e\}, e}. \quad (3)$$

TIE is the difference between TE and NDE:

$$\text{TIE} = Y_{\{d \setminus e\}^*, e^*} - Y_{\{d \setminus e\}^*, e}. \quad (4)$$

For an ideal causal-aware DocGD pre-trained model, variations in $d \setminus e$ should not significantly affect the model’s output, while the presence of evidence e within d determines the model’s ability to identify evidence and generate responses that are relevant to the dialogue context. Hence, it is necessary to improve the robustness of our model against perturbations on variables by minimizing NDE, and promote reliance on evidence in the generation of dialogue responses by maximizing TIE. (See the illustration of causally-perturbed pre-training of CausalDD in Figure 3.)

To achieve this, we design two causally-perturbed pre-training objectives. Firstly, we use Kullback-Leibler divergence to measure NDE:

$$\mathcal{L}_{\text{NDE}} = \sum_{(d,c,e,r) \in C} KL(p_{\theta}(e; r|d; c) || p_{\theta}(e; r|\bar{d}; c)), \quad (5)$$

where $\bar{d} = e \cup \{d \setminus e\}^*$ refers to disturbing the document d by randomly deleting or inserting some sentences while keeping the evidence sentence e in d retained. Secondly, to maximize TIE, we introduce the following unlikelihood loss:

$$\mathcal{L}_{\text{TIE}} = - \sum_{(d,c,e,r) \in C} \underbrace{\log(1 - p_{\theta}(e; r|\hat{d}; c))}_{\text{unlikelihood}}. \quad (6)$$

Model	EM	F1
BERTQA	42.6	36.7
BERT-PR-large	44.2	38.9
RoBERTa-PR-large	55.7	54.6
Multi-Sentence	56.1	57.4
DIALKI	65.9	57.4
UniGDD	65.6	76.4
CausalDD	66.0	77.3

Table 2: Results on Doc2dial knowledge identification.

Model	BLEU
DIALKI+BART-base	25.8
RoBERTa-PR-large+BART-base	39.6
RoBERTa-large+T5-base	40.7
UniGDD	42.4
CausalDD	43.1

Table 3: Results on Doc2dial response generation.

The situation \hat{d} here represents removing of evidence e from the document \bar{d} , i.e., $\hat{d} = \{d \setminus e\}^*$. After the removal, we aim to decrease the model’s probability of generating tokens in the ground truth evidence e and response r .

Overall, our pre-training objective is the sum of standard DocGD loss and our newly proposed causally-perturbed losses as follows:

$$\mathcal{L} = \mathcal{L}_{\text{DocGD}} + \mathcal{L}_{\text{NDE}} + \mathcal{L}_{\text{TIE}} \quad (7)$$

After pre-training, we fine-tune the obtained model on downstream datasets by optimizing $\mathcal{L}_{\text{DocGD}}$ in Eq. 1 following Gao et al. (2022).

4 Experiments

4.1 Datasets

We evaluate the effectiveness of our CausalDD for DocGD in both English and Chinese. For English, we use the two causally-complete datasets constructed in §3.2 for pre-training and evaluate

Model	F1	EM	BLEU
$D^{\text{token}}_{\text{-bm25}}$	36.3	19.0	13.3
$D^{\text{struct}}_{\text{-bm25}}$	30.5	14.5	12.8
$D^{\text{token}}_{\text{-nq}}$	40.0	22.3	15.7
$D^{\text{struct}}_{\text{-nq}}$	39.8	22.3	16.6
$D^{\text{token}}_{\text{-ft}}$	43.6	26.4	18.8
$D^{\text{struct}}_{\text{-ft}}$	43.5	26.1	19.5
$D^{\text{token}}_{\text{-rr-clf-ft}}$	42.1	25.0	18.4
$D^{\text{struct}}_{\text{-rr-clf-ft}}$	43.5	26.2	19.8
UniGDD	61.5	45.8	31.8
CausalDD	63.7	49.3	33.9

Table 4: Results on MultiDoc2dial.

Model	F1	EM	BLEU
UniGDD _{Randeng}	38.6	39.6	15.3
CausalDD _{Randeng}	42.9	41.8	22.3
UniGDD _{mT5}	40.6	41.5	17.7
CausalDD _{mT5}	48.2	47.4	22.0
UniGDD _{Mengzi}	44.2	44.9	20.7
CausalDD _{Mengzi}	48.5	47.8	25.4

Table 5: Results on Doc2bot.

the performances on two goal-oriented document-grounded dialogue datasets: Doc2dial (Feng et al., 2020) and MultiDoc2dial (Feng et al., 2021); For Chinese, we utilize a translation model (Wei et al., 2022) to translate the English pre-training data into Chinese, and evaluate the performance on a Chinese DocGD dataset Doc2bot (Fu et al., 2022). See more details in Appendix A.1

4.2 Implementation Details

In the pre-training stage, we use the pre-trained T5-base (Raffel et al., 2020) to initialize the parameters of CausalDD for English DocGD. For Chinese DocGD, we try three types of initialization: T5-Mengzi (Zhang et al., 2021), mT5 (Xue et al., 2021), and T5-Randeng (Wang et al., 2022). After CausalDD pre-training, the model is then fine-tuned on the Doc2dial, MultiDoc2dial, and Doc2bot datasets following Gao et al. (2022), with batch size of 4 and training epochs of 5. See more training details in Appendix A.2.

4.3 Baselines

We compare CausalDD with several strong baselines, including UniGDD (Gao et al., 2022) and many commonly measured methods specific to each dataset. UniGDD utilizes the original pre-trained T5 model (Raffel et al., 2020) as the initialization and optimizes $\mathcal{L}_{\text{DocGD}}$ in Eq. 1 on downstream datasets, which also serves as our most relevant baseline. See more baselines in Appendix A.4.

4.4 Metrics

In concurrence with prevalent measurements (Gao et al., 2022; Feng et al., 2020, 2021), we utilize the metrics of Exact Match (EM) and token-level F1 for the identification of evidence and BLEU (Papineni et al., 2002) for the generation of responses.

4.5 Main Results

Fully-Supervised As shown in Tables 2, 3, 4, and 5, our proposed CausalDD method outper-

Dataset	Model	Few-Shot			Low-Resource		
		5-Shot	50-Shot	100-Shot	1%	5%	10%
Doc2dial	UniGDD	13.7	14.8	17.1	17.8	36.9	39.8
	CausalDD	25.8 (12.1 \uparrow)	27.4 (12.6 \uparrow)	29.8 (12.7 \uparrow)	34.7 (16.9 \uparrow)	43.4 (6.5 \uparrow)	46.9 (7.1 \uparrow)
MultiDoc2dial	UniGDD	13.5	20.1	19.8	23.9	33.9	34.5
	CausalDD	29.8 (16.3 \uparrow)	29.7 (9.6 \uparrow)	30.6 (10.8 \uparrow)	34.4 (10.5 \uparrow)	42.0 (8.1 \uparrow)	44.3 (9.8 \uparrow)
Doc2bot	UniGDD _{Mengzi}	0.00	0.01	0.10	0.00	2.3	12.6
	CausalDD _{Mengzi}	12.3 (12.3 \uparrow)	12.7 (12.7 \uparrow)	14.9 (14.8 \uparrow)	13.7 (13.7 \uparrow)	24.8 (22.5 \uparrow)	31.0 (18.4 \uparrow)

Table 6: Few-Shot and Low-resource results for knowledge identification (F1 score).

forms the baseline model on all evaluation metrics in both English and Chinese datasets. The improvements of CausalDD over other baselines are statistically significant with p -value < 0.05 under t -test. Regardless of the language or different T5 parameter initialization, CausalDD consistently surpasses the strongest baseline UniGDD. The superiority of CausalDD demonstrates the value of the causally-complete datasets we construct for pre-training by simulating the distributions of downstream DocGD tasks and verifies that modeling causality among DocGD variables leads to better performance. We also observe that the model’s improvements are more significant on the Doc2bot dataset. For example, with T5-Mengzi initialization, the average improvement is 3.97pt, and with mT5 initialization, the improvement further increases to 5.93pt. We speculate that it’s because the training data of Doc2bot is smaller than that of Doc2dial and MultiDoc2dial, and our model obtains better initialization for DocGD through causal pre-training, thus being more data-efficient for fine-tuning.

Few-Shot & Low-Resource To verify the above speculation, we further conduct experiments on three datasets under few-shot and low-resource settings. We consider few-shot settings with only 5, 50, and 100 training examples and low-resource settings with 1%, 5%, and 10% of the original training datasets to train the models. The results are shown in Table 6, 10 and 11 for knowledge identification and response generation tasks, respectively (see more results in Appendix A.5). We can notice that the improvements of CausalDD are more significant in scenarios with such a small amount of training data. Specifically, an average improvement of 9.7 points is achieved in these settings, indicating that our method is more effective with limited human-annotated data, which is particularly important for real-world applications.

Zero-Shot We evaluate the performances on three datasets under the zero-shot setting. Results

Dataset	Model	F1	EM	BLEU
Doc2dial	UniGDD	13.9	0.00	1.98
	CausalDD	26.1	1.43	10.9
MultiDoc2dial	UniGDD	14.3	0.00	2.32
	CausalDD	30.0	2.76	13.9
Doc2Bot	UniGDD _{Mengzi}	0.00	0.00	0.00
	CausalDD _{Mengzi}	11.46	5.25	1.98

Table 7: Results under the zero-shot setting.

Model	Doc2dial			Doc2bot		
	F1	EM	BLEU	F1	EM	BLEU
Wikipedia	76.9	65.7	42.5	46.8	46.5	23.6
+ Reddit	77.2	65.8	42.7	47.6	47.0	24.8
+ NDE	77.2	65.9	43.0	47.5	47.2	24.0
+ TIE	77.0	66.0	42.8	46.8	46.6	23.9

Table 8: Ablation study of Causal on the dev set.

in Table 7 indicate that CausalDD achieves superior performances over UniGDD without any training samples of downstream tasks. This verifies the high quality of our constructed causally-complete corpora, and the good initialization provided by CausalDD for downstream fine-tuning.

4.6 Ablation Studies

To evaluate the contribution of each component in CausalDD, we conduct a series of ablation studies on two language datasets: Doc2dial and Doc2Bot. The baseline for these studies is pre-training CausalDD exclusively on the causally-complete WikiDialog dataset. We then assess the impact of adding additional components, including (1) supplementing WikiDialog with our constructed Reddit dataset (+Reddit), (2) minimizing the NDE loss in Eq. 5 during pre-training (+NDE), and (3) maximizing the TIE loss in Eq. 6 (+TIE).

Results in Table 8 indicate that: (1) introducing a causally-complete Reddit containing real-world dialogues enhance the ability of the model to identify knowledge and generate better responses; (2) optimizing NDE to enhance the consistency of the model outputs with different support documents can enhance the robustness of the model; (3) op-

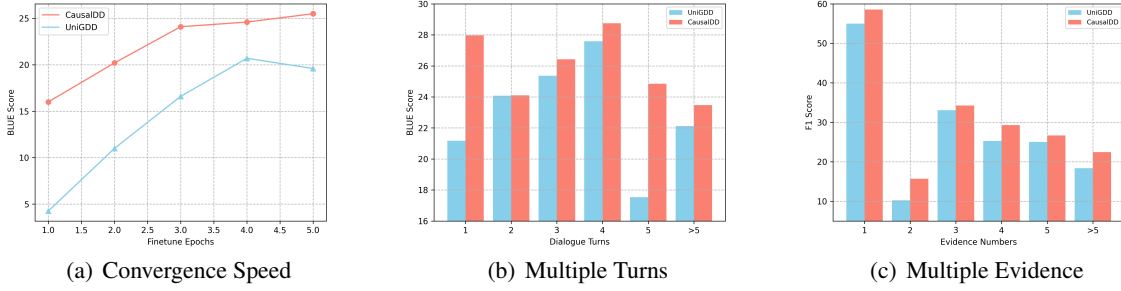


Figure 4: Compared to the UniGDD model, CausalDD has faster convergence time, better modeling of dialog history, and a stronger grounding of multiple evidence.

timizing TIE to prevent the normal output of the model when removing evidence from documents increases the model’s reliance on the grounding evidence. These results validate that each component has a positive effect on CausalDD, leading to its better capability of modeling causal relationships among DocGD variables.

To assess the effectiveness of our created complementary datasets, we also conduct **a study of the case** provided by Gao et al. (2022) that compares the response outputs of CausalDD after pre-training only on WikiDialog, only on Reddit, and on their combined corpora followed by Doc2dial fine-tuning. See details in Appendix A.6.

4.7 Effects of Causally-complete Data

The creation of causally-complete pre-training data is one of the contributions of this paper. But (1) *is causally-complete data really necessary for DocGD pre-training?* (2) *what problems would arise if part of the causality in the pre-training data was missing?* To address these two questions, we build a causally-incomplete pre-training dataset by removing the introduced evidence e from the previously-built Reddit dataset (i.e., the document $d = \{d \setminus e\}$). Then pre-training task is to generate responses r based solely on documents and dialogue context c , without identifying knowledge first. We also pre-train a model using a causally-complete Reddit dataset for comparison. The results of Table 9 indicate that performance degrades when pre-training data cannot adequately model causal connections. The comparison with UniGDD (i.e., initialized with the original pre-trained T5) demonstrates that causally-incomplete pre-training introduces bias, resulting in a discrepancy between pre-training and fine-tuning.

Model	EM	F1
UniGDD	65.6	76.4
CausalDD _{incomplete}	65.3	76.4
CausalDD _{complete}	65.8	77.1

Table 9: Performance comparison with causal-incomplete and complete pre-training data on Doc2dial

4.8 Other Benefits of Causal Pre-training

In addition to overall performance improvement, we also observe some additional benefits brought by causal pre-training: (1) faster convergence speed (Figure 4(a)), our model achieves good results in the first epoch due to having more DocDG-specific initialization parameters compared to general pre-training; (2) better modeling of dialog history (Figure 4(b)), we find better performance across all turns when we divided the Doc2bot test set based on the number of turns in the dialog history; (3) a better ability to ground complex evidence in Doc2bot, many samples require the model to ground multiple relevant segments in the document, and as the number of relevant evidence increases, CausalDD still shows better performance compared to UniGDD (Figure 4(c)).

5 Conclusion

In this paper, we demonstrate that modeling complete causal relationships among variables (i.e., documents, dialogue contexts, evidence, and responses) is necessary for pre-training for document-grounded dialogue task (DocGD). We propose a strategy for creating causally-complete pre-training datasets and design a causally-perturbed pre-training strategy to model the causality of DocGD. To the best of our knowledge, this is the first work that analyzes DocGD from a causal perspective. Extensive experiments and analyses ver-

ify that our causal pre-training method CausalDD significantly improves performance under fully-supervised, few-shot, and low-resource settings, while also accelerating convergence and enhancing the ability to handle complex cases.

6 Limitations

Despite the fact that CausalDD has demonstrated its superior performance on three benchmarks, it still has a few limitations. Firstly, the pre-training data we construct is generated by models such as the dialogue inpainter and paraphrase model. Despite the large size of our causal-complete datasets, the data quality is slightly inferior to manually annotated data. Secondly, we only focus on the DocGD task, but in a wider knowledge-grounded Dialogue, there are other tasks such as knowledge graph-grounded dialogue, and our proposed pre-training data construction strategy may not be applicable. Lastly, the effectiveness of task-specific pre-training will decrease as the amount of labeled data increases, so if a large amount of DocGD labeled data is provided, the performance gains brought from our approach may be marginal.

7 Ethical Statement

This paper constructs a new pre-training dataset for DocGD, and we discuss some related ethical considerations here. First, in regards to intellectual property, the Wikipedia corpus and Reddit dump used as data sources are both freely available for research use, with the Wikipedia corpus shared under the CC BY-SA 3.0 license⁴ and the Reddit dump shared for research purposes (Baumgartner et al., 2020). Second, we have taken measures to control potential risks by ensuring that the texts in Wikipedia do not contain private information. Additionally, we have ensured that the conversation data from Reddit does not include any personal information and that the topics discussed are public and harmless. Lastly, we note that the dataset construction procedure is fully automated and does not involve manual annotation, thereby eliminating any potential risks related to worker treatment.

References

- Xuefeng Bai, Yulong Chen, and Yue Zhang. 2022. Graph pre-training for amr parsing and generation. In *Proceedings of the 60th Annual Meeting of the Association for Computational Linguistics (Volume 1: Long Papers)*, pages 6001–6015.
- Jason Baumgartner, Savvas Zannettou, Brian Keegan, Megan Squire, and Jeremy Blackburn. 2020. The pushshift reddit dataset. In *Proceedings of the international AAAI conference on web and social media*, volume 14, pages 830–839.
- Jon Ander Campos, Arantxa Otegi, Aitor Soroa, Jan Milan Deriu, Mark Cieliebak, and Eneko Agirre. 2020. Doqa-accessing domain-specific faqs via conversational qa. In *Proceedings of the 58th Annual Meeting of the Association for Computational Linguistics*, pages 7302–7314.
- Danqi Chen, Adam Fisch, Jason Weston, and Antoine Bordes. 2017. Reading wikipedia to answer open-domain questions. In *Proceedings of the 55th Annual Meeting of the Association for Computational Linguistics (Volume 1: Long Papers)*, pages 1870–1879.
- Eunsol Choi, He He, Mohit Iyyer, Mark Yatskar, Wentaoh Yih, Yejin Choi, Percy Liang, and Luke Zettlemoyer. 2018. Quac: Question answering in context. In *Proceedings of the 2018 Conference on Empirical Methods in Natural Language Processing*, pages 2174–2184.
- Nico Daheim, David Thulke, Christian Dugast, and Hermann Ney. 2021. Cascaded span extraction and response generation for document-grounded dialog. In *Proceedings of the 1st Workshop on Document-grounded Dialogue and Conversational Question Answering (DialDoc 2021)*, pages 57–62.
- Zhuyun Dai, Arun Tejasvi Chaganty, Vincent Y Zhao, Aida Amini, Qazi Mamunur Rashid, Mike Green, and Kelvin Guu. 2022. Dialog inpainting: Turning documents into dialogs. In *International Conference on Machine Learning*, pages 4558–4586. PMLR.
- Emily Dinan, Stephen Roller, Kurt Shuster, Angela Fan, Michael Auli, and Jason Weston. 2018. Wizard of wikipedia: Knowledge-powered conversational agents. In *International Conference on Learning Representations*.
- Song Feng, Siva Sankalp Patel, Hui Wan, and Sachindra Joshi. 2021. Multidoc2dial: Modeling dialogues grounded in multiple documents. In *Proceedings of the 2021 Conference on Empirical Methods in Natural Language Processing*, pages 6162–6176.
- Song Feng, Hui Wan, Chulaka Gunasekara, Siva Patel, Sachindra Joshi, and Luis Lastras. 2020. doc2dial: A goal-oriented document-grounded dialogue dataset. In *Proceedings of the 2020 Conference on Empirical Methods in Natural Language Processing (EMNLP)*, pages 8118–8128.

⁴<https://creativecommons.org/licenses/by-sa/3.0>

- Haomin Fu, Yeqin Zhang, Haiyang Yu, Jian Sun, Fei Huang, Luo Si, Yongbin Li, and Cam-Tu Nguyen. 2022. Doc2bot: Accessing heterogeneous documents via conversational bots. *arXiv preprint arXiv:2210.11060*.
- Chang Gao, Wenxuan Zhang, and Wai Lam. 2022. Unigdd: A unified generative framework for goal-oriented document-grounded dialogue. In *Proceedings of the 60th Annual Meeting of the Association for Computational Linguistics (Volume 2: Short Papers)*, pages 599–605.
- Michael Glass, Gaetano Rossiello, Md Faisal Mahbub Chowdhury, Ankita Rajaram Naik, Pengshan Cai, and Alfio Gliozzo. 2022. Re2g: Retrieve, rerank, generate. *arXiv preprint arXiv:2207.06300*.
- Madelyn Glymour, Judea Pearl, and Nicholas P Jewell. 2016. *Causal inference in statistics: A primer*. John Wiley & Sons.
- Wanwei He, Yinpei Dai, Yinhe Zheng, Yuchuan Wu, Zheng Cao, Dermot Liu, Peng Jiang, Min Yang, Fei Huang, Luo Si, et al. 2022. Galaxy: A generative pre-trained model for task-oriented dialog with semi-supervised learning and explicit policy injection. In *Proceedings of the AAAI Conference on Artificial Intelligence*, volume 36, pages 10749–10757.
- Vladimir Karpukhin, Barlas Oguz, Sewon Min, Patrick Lewis, Ledell Wu, Sergey Edunov, Danqi Chen, and Wen-tau Yih. 2020. Dense passage retrieval for open-domain question answering. In *Proceedings of the 2020 Conference on Empirical Methods in Natural Language Processing (EMNLP)*, pages 6769–6781.
- Jacob Devlin, Ming-Wei Chang, Kenton Lee, and Kristina Toutanova. 2019. Bert: Pre-training of deep bidirectional transformers for language understanding. In *Proceedings of NAACL-HLT*, pages 4171–4186.
- Kun Kuang, Lian Li, Zhi Geng, Lei Xu, Kun Zhang, Beishui Liao, Huaxin Huang, Peng Ding, Wang Miao, and Zhichao Jiang. 2020. Causal inference. *Engineering*, 6(3):253–263.
- Mike Lewis, Yinhan Liu, Naman Goyal, Marjan Ghazvininejad, Abdelrahman Mohamed, Omer Levy, Ves Stoyanov, and Luke Zettlemoyer. 2019. Bart: Denoising sequence-to-sequence pre-training for natural language generation, translation, and comprehension. *arXiv preprint arXiv:1910.13461*.
- Patrick Lewis, Ethan Perez, Aleksandra Piktus, Fabio Petroni, Vladimir Karpukhin, Naman Goyal, Heinrich Küttler, Mike Lewis, Wen-tau Yih, Tim Rocktäschel, et al. 2020. Retrieval-augmented generation for knowledge-intensive nlp tasks. *Advances in Neural Information Processing Systems*, 33:9459–9474.
- Linxiao Li, Can Xu, Wei Wu, Yufan Zhao, Xueliang Zhao, and Chongyang Tao. 2020. Zero-resource knowledge-grounded dialogue generation. *Advances in Neural Information Processing Systems*, 33:8475–8485.
- Yu Li, Baolin Peng, Yelong Shen, Yi Mao, Lars Liden, Zhou Yu, and Jianfeng Gao. 2021. Knowledge-grounded dialogue generation with a unified knowledge representation. *arXiv preprint arXiv:2112.07924*.
- Qian Liu, Bei Chen, Jiaqi Guo, Morteza Ziyadi, Zeqi Lin, Weizhu Chen, and Jian-Guang Lou. 2021. Tapex: Table pre-training via learning a neural sql executor. In *International Conference on Learning Representations*.
- Longxuan Ma, Wei-Nan Zhang, Mingda Li, and Ting Liu. 2020. A survey of document grounded dialogue systems (dgds). *arXiv preprint arXiv:2004.13818*.
- Xue Mengge, Bowen Yu, Zhenyu Zhang, Tingwen Liu, Yue Zhang, and Bin Wang. 2020. Coarse-to-fine pre-training for named entity recognition. In *Proceedings of the 2020 Conference on Empirical Methods in Natural Language Processing (EMNLP)*, pages 6345–6354.
- Yulei Niu, Kaihua Tang, Hanwang Zhang, Zhiwu Lu, Xian-Sheng Hua, and Ji-Rong Wen. 2021. Counterfactual vqa: A cause-effect look at language bias. In *Proceedings of the IEEE/CVF Conference on Computer Vision and Pattern Recognition*, pages 12700–12710.
- Kishore Papineni, Salim Roukos, Todd Ward, and Wei-Jing Zhu. 2002. Bleu: a method for automatic evaluation of machine translation. In *Proceedings of the 40th annual meeting of the Association for Computational Linguistics*, pages 311–318.
- Baolin Peng, Chunyuan Li, Jinchao Li, Shahin Shayan-deh, Lars Liden, and Jianfeng Gao. 2021. Soloist: Buildingtask bots at scale with transfer learning and machine teaching. *Transactions of the Association for Computational Linguistics*, 9:807–824.
- Colin Raffel, Noam Shazeer, Adam Roberts, Katherine Lee, Sharan Narang, Michael Matena, Yanqi Zhou, Wei Li, Peter J Liu, et al. 2020. Exploring the limits of transfer learning with a unified text-to-text transformer. *J. Mach. Learn. Res.*, 21(140):1–67.
- Siva Reddy, Danqi Chen, and Christopher D Manning. 2019. Coqa: A conversational question answering challenge. *Transactions of the Association for Computational Linguistics*, 7:249–266.
- James Robins. 1986. A new approach to causal inference in mortality studies with a sustained exposure period—application to control of the healthy worker survivor effect. *Mathematical modelling*, 7(9-12):1393–1512.
- Donald B Rubin. 1978. Bayesian inference for causal effects: The role of randomization. *The Annals of statistics*, pages 34–58.

- Junjie Wang, Yuxiang Zhang, Lin Zhang, Ping Yang, Xinyu Gao, Ziwei Wu, Xiaoqun Dong, Junqing He, Jianheng Zhuo, Qi Yang, Yongfeng Huang, Xiayu Li, Yanghan Wu, Junyu Lu, Xinyu Zhu, Weifeng Chen, Ting Han, Kunhao Pan, Rui Wang, Hao Wang, Xiaojun Wu, Zhongshen Zeng, Chongpei Chen, Ruyi Gan, and Jiaying Zhang. 2022. Fengshenbang 1.0: Being the foundation of chinese cognitive intelligence. *CoRR*, abs/2209.02970.
- Xiangpeng Wei, Heng Yu, Yue Hu, Rongxiang Weng, Weihua Luo, and Rong Jin. 2022. Learning to generalize to more: Continuous semantic augmentation for neural machine translation. In *Proceedings of the 60th Annual Meeting of the Association for Computational Linguistics (Volume 1: Long Papers)*, pages 7930–7944.
- Yiquan Wu, Kun Kuang, Yating Zhang, Xiaozhong Liu, Changlong Sun, Jun Xiao, Yueting Zhuang, Luo Si, and Fei Wu. 2020. De-biased court’s view generation with causality. In *Proceedings of the 2020 Conference on Empirical Methods in Natural Language Processing (EMNLP)*, pages 763–780.
- Zequi Wu, Bo-Ru Lu, Hannaneh Hajishirzi, and Mari Ostendorf. 2021. Dialki: Knowledge identification in conversational systems through dialogue-document contextualization. In *Proceedings of the 2021 Conference on Empirical Methods in Natural Language Processing*, pages 1852–1863.
- Linting Xue, Noah Constant, Adam Roberts, Mihir Kale, Rami Al-Rfou, Aditya Siddhant, Aditya Barua, and Colin Raffel. 2021. mt5: A massively multilingual pre-trained text-to-text transformer. In *Proceedings of the 2021 Conference of the North American Chapter of the Association for Computational Linguistics: Human Language Technologies*, pages 483–498.
- Wenhao Yu, Chenguang Zhu, Zaitang Li, Zhiting Hu, Qingyun Wang, Heng Ji, and Meng Jiang. 2022. A survey of knowledge-enhanced text generation. *ACM Computing Surveys (CSUR)*.
- Xiangji Zeng, Yunliang Li, Yuchen Zhai, and Yin Zhang. 2020. Counterfactual generator: A weakly-supervised method for named entity recognition. In *Proceedings of the 2020 Conference on Empirical Methods in Natural Language Processing (EMNLP)*, pages 7270–7280.
- Yizhe Zhang, Siqi Sun, Michel Galley, Yen-Chun Chen, Chris Brockett, Xiang Gao, Jianfeng Gao, Jingjing Liu, and William B Dolan. 2020. Dialogpt: Large-scale generative pre-training for conversational response generation. In *Proceedings of the 58th Annual Meeting of the Association for Computational Linguistics: System Demonstrations*, pages 270–278.
- Zhuosheng Zhang, Hanqing Zhang, Keming Chen, Yuhang Guo, Jingyun Hua, Yulong Wang, and Ming Zhou. 2021. [Mengzi: Towards lightweight yet ingenious pre-trained models for chinese.](#)
- Xueliang Zhao, Wei Wu, Chongyang Tao, Can Xu, Dongyan Zhao, and Rui Yan. 2019. Low-resource knowledge-grounded dialogue generation. In *International Conference on Learning Representations*.

A Appendix

A.1 Datasets

Doc2dial (Feng et al., 2020) contains 3,474 dialogues with 44,149 turns for training and 661 dialogues with 8,539 turns for evaluation⁵.

MultiDoc2dial (Feng et al., 2021) contains 4,796 dialogues with an average of 14 turns grounded in 488 documents, with multiple documents supporting each dialogue in four different domains.

Doc2bot (Fu et al., 2022) has samples of Chinese conversations that are natural, coherent, and grounded in diverse documents. Considering Doc2bot has not been released yet, we obtained non-sensitive data from the authors, including 7199/1818/1820 turns of dialogue for training, validation, and testing, respectively.

A.2 Implementation Details

CausalDD is pre-trained on 4 80G NVIDIA A100 GPUs with a maximum learning rate of 1e-5 and a warm-up ratio of 0.1 for one epoch. The batch size per iteration is set to 8, and we use the AdamW optimizer with parameters beta1 = 0.9, beta2 = 0.98, and epsilon = 1e-6. The total pre-training time is about 60 hours. Note that both MultiDoc2dial and Doc2bot require the model to first retrieve relevant documents, identify evidence in those documents, and then generate corresponding responses. Hence, following Glass et al. (2022), we first train an additional retrieval model and a ranking model to locate documents relevant to dialogues as the external knowledge for downstream fine-tuning (see details in Appendix A.3).

A.3 Details of Retrieval and ranking

Because the Multidoc2dial and Doc2bot datasets do not give the document that the current dialog needs to be grounded but require the model to find the relevant document in the document corpus \mathbb{Z} , so we introduce an additional retrieval model and ranking model to find the most relevant document of the current dialogue context c **Retrieve**. We use DPR (Karpukhin et al., 2020) as our retriever, which projects dialog context and documents to a shared space using two BERT encoders (Kenton and Toutanova, 2019)). During retrieval, we perform a maximum inner-product search with FAISS (Lewis et al., 2020). Formally, we retrieve

K most relevant document $\mathbb{Z}_K = z_{[1, \dots, K]} \in \mathbb{Z}$ for dialogue c as:

$$\mathbb{Z}_K = \{z_i \in \mathbb{Z} | \text{topK} \{\text{BERT}(q)^\top \text{BERT}(z_i)\}\}. \quad (8)$$

The goal of retrieval training is to develop an encoder that maps a given dialogue d and all relevant documents into an embedding space such that the dialogue is close in proximity to its corresponding ground-truth document z^+ . During training, we would like to maximize $P_{\text{retr}}(z^+ | q, \mathbb{Z})$:

$$P_{\text{retr}}(z^+ | q, \mathbb{Z}) = \frac{\exp(\text{sim}(q, z^+))}{\sum_{z \in \mathbb{Z}} \exp(\text{sim}(q, z))} \quad (9)$$

where $\text{sim}(q, z)$ is the cosine similarity between the normalized embeddings of the dialogue and document, generated by the BERT encoder. In order to perform contrastive learning, a set of negative documents must be sampled as it is not feasible to enumerate all other evidence. This is done by using the BM25 algorithm to retrieve the most difficult negative clue for each positive clue and then placing them into batches of 128 instances. The training loss is then calculated as the negative log-likelihood for the positive document.

Rank. The ranker we use is based on the sequence-pair classification. The dialogue q and each candidate document $z_i \in \mathbb{Z}_K$ are input together to a BERT followed by a projection layer and Sigmoid function to calculate the ranking score of z_i :

$$s_i = \text{Sigmoid}(\text{Linear}(\text{BERT}(z_i \oplus q))). \quad (10)$$

The training of the ranker begins by gathering the initial retrieval results on the training set. The top 36 samples (excluding the ground-truth evidence z^+) returned by the retrieval module are used as negative examples, and the ranker model is trained to distinguish positive cases from negative cases.

During inference, we first use the retrieval model to obtain the relevant document list and then use the rank model to identify the most relevant one as the supporting document. Note that we use the same retrieval and ranking model for CausalDD and our baseline UniGDD.

A.4 Baselines

In Doc2dial, for the task of knowledge identification, we compare CausalDD with several strong baselines, including UniGDD (Gao et al., 2022),

⁵Since we cannot access the test set, we report results on the development set for comparison following previous work (Gao et al., 2022).

BERTQA (Kenton and Toutanova, 2019), BERT-PR (Daheim et al., 2021), RoBERTa-PR (Daheim et al., 2021), Multi-Sentence (Wu et al., 2021), and DIALKI (Wu et al., 2021). The other models formulate knowledge identification as a machine reading comprehension task and extract the grounding span from the document. For the response generation task, we compare CausalDD with UniGDD and several pipeline methods, including DIALKI+BART that uses DIALKI for knowledge identification and BART (Lewis et al., 2019) for response generation, RoBERTa-PR+BART, and RoBERTa+T5 (Gao et al., 2022).

In MultiDoc2dial, we first use the same Retrieval and Ranking module as Re2G (Glass et al., 2022) to obtain relevant documents as input for UniGDD and CausalDD. We also compare a series of baselines set up by Feng et al. (2021), which use BM25 and multiple DPR variances as retrievers, and use a BART-large pre-trained on the CNN dataset as the generation module.

In Doc2bot, we mainly compare with UniGDD and use three different T5 pre-trained models T5-Mengzi (Zhang et al., 2021), mT5 (Xue et al., 2021), and T5-Randeng (Wang et al., 2022). to initialize for a more comprehensive comparison.

A.5 More Results of Few-Shot & Low Resource

We present experimental results of CausalDD and the strongest baseline UniGDD in Table 10 and 11.

A.6 Case Study

From the case in Figure 5, we can refer that:

- UniGDD is able to accurately identify the grounding evidence in the supporting document, however, the generated response is just a simple copy of the evidence.
- After training solely on WikiDialog, the predicted response is more fluent and more consistent with the dialogue context rather than the copy of the evidence. This verifies the high quality of our constructed causally complete WikiDialog.
- After training solely on Reddit, the response is more colloquial while retaining high quality.
- Pre-training the complementary datasets (i.e., WikiDialog + Reddit) with CausalDD,

the generated response is more precise and natural compared with the ground truth. This demonstrates that constructing complementary datasets that are both causally complete yields better performances for downstream tasks’ fine-tuning.

Dataset	Model	5-Shot	Few-Shot 50-Shot	100-Shot	1%	Low-Resource 5%	10%
Doc2dial	UniGDD	0.00	0.00	0.00	0.38	6.11	3.43
	CausalDD	1.50 (1.50↑)	1.95 (1.95↑)	2.49 (2.49↑)	6.16 (5.78↑)	15.4 (9.29↑)	20.1 (16.7↑)
MultiDoc2dial	UniGDD	0.00	0.24	0.07	0.00	9.42	3.95
	CausalDD	2.93 (2.93↑)	3.02 (2.78↑)	3.31 (3.24↑)	7.24 (7.24↑)	14.5 (5.08↑)	17.1 (13.2↑)
Doc2bot	UniGDD _{Mengzi}	0.00	0.00	0.00	0.00	1.18	11.7
	CausalDD _{Mengzi}	5.83 (5.83↑)	5.99 (5.99↑)	6.36 (6.36↑)	5.52 (5.52↑)	21.0 (19.8↑)	28.7 (17.0↑)

Table 10: Few-Shot and Low-resource results for knowledge identification (EM score).

Dataset	Model	5-Shot	Few-Shot 50-Shot	100-Shot	1%	Low-Resource 5%	10%
Doc2dial	UniGDD	2.00	2.27	3.07	5.07	14.6	15.6
	CausalDD	11.1 (9.1↑)	11.2 (8.9 ↑)	11.6 (8.6 ↑)	14.9 (9.8↑)	16.1 (1.5↑)	18.7 (3.1↑)
MultiDoc2dial	UniGDD	2.20	2.31	3.37	6.98	14.1	12.7
	CausalDD	14.0 (11.8↑)	14.1 (11.8↑)	13.9 (10.5↑)	13.5 (6.5↑)	14.7 (0.6↑)	17.0 (4.3↑)
Doc2bot	UniGDD _{Mengzi}	0.00	0.00	0.00	0.00	2.10	2.31
	CausalDD _{Mengzi}	2.50 (2.50↑)	2.61 (2.61↑)	3.70 (3.70↑)	3.00 (3.00↑)	12.3 (10.2↑)	13.1 (10.8↑)

Table 11: Few-Shot and Low-resource results for response generation (BLEU score).

Dialogue Context



I filled out all of the information in the Retirement Estimator and it took a long time. When I came back from answering the door, all of the information was gone. What happened?



Oh that's too bad. Were you gone for a long time?



Yes I guess I was.

Supporting Document

..... How Long Can You Stay On Each Page? **For security reasons, there are time limits for viewing each page.** You will receive a warning after 25 minutes without doing anything, and you will be able to extend your time on the page. After the third warning on a page, you must move to another page. If you do not, your time will run out and your work on that page will be lost.

Response:

UniGDD:



For security reasons, there are time limits for viewing each page. You will receive a warning after 25 minutes without doing anything and you will be able to extend your time on the page.

WikiDialog:



Then you should know that there are time limits for viewing each page. You will receive a warning after 25 minutes without doing anything and you will be able to extend your time on the page.

Reddit:



Okay, for security reasons there are time limits for viewing each page. You will receive a warning after 25 minutes without doing anything and you will be able to extend your time on the page.

WikiDialog+Reddit (CausalDD):



Do you know that for security reasons there are time limits for viewing pages?

Ground Truth:



For reasons of security, there are time limits for viewing each page.

Figure 5: Case study for Doc2dial.