

Counterfactual Debiasing for Generating Factually Consistent Text Summaries

Chenhe Dong^{1,*} Yuexiang Xie² Yaliang Li² Ying Shen¹

¹Sun Yat-sen University ²Alibaba Group

dongchh@mail2.sysu.edu.cn {yuexiang.yyx, yaliang.li}@alibaba-inc.com
sheny76@mail.sysu.edu.cn

Abstract

Despite substantial progress in abstractive text summarization to generate fluent and informative texts, the factual inconsistency in the generated summaries remains an important yet challenging problem to be solved. In this paper, we construct causal graphs for abstractive text summarization and identify the intrinsic causes of the factual inconsistency, i.e., the language bias and irrelevancy bias, and further propose a debiasing framework, named COFACTSUM, to alleviate the causal effects of these biases by counterfactual estimation. Specifically, the proposed COFACTSUM provides two counterfactual estimation strategies, i.e., Explicit Counterfactual Masking with an explicit dynamic masking strategy, and Implicit Counterfactual Training with an implicit discriminative cross-attention mechanism. Meanwhile, we design a Debiasing Degree Adjustment mechanism to dynamically adapt the debiasing degree at each decoding step. Extensive experiments on two widely-used summarization datasets demonstrate the effectiveness of COFACTSUM in enhancing the factual consistency of generated summaries compared with several baselines.

1 Introduction

Abstractive text summarization (Dong et al., 2019; Lewis et al., 2020; Zhang et al., 2020) has witnessed great success in generating remarkably fluent and diversified summaries that approach human-level performance, which is inextricably tied to the usage of large pretrained language models. Nevertheless, the generated summaries often contain factually inconsistent errors against the source documents (Narayan et al., 2018; Maynez et al., 2020). For example, as shown in Figure 1, the subject is incorrectly predicted as “a 10-year-old boy” instead of the correct subject “a cricket team”, and the team’s final score is wrongly predicted as “one”

Source document: No batsman from Bapchild Cricket Club was able to get off the mark against Christ Church University in Canterbury. “We couldn’t believe it, all they needed to do was hit a wall to get one run,” Christ Church player Mike Rose told the Crawley Observer. Somerset club Langport set the record for the lowest score when they were dismissed for zero in 1913. Wirral CC were bowled out for three in a Cheshire League Division Three fixture in 2014...

Factually consistent summary: A cricket team was bowled out for 0 in just 20 balls in a county six-a-side indoor championships match.

Factually inconsistent summary: A 10-year-old boy has broken the record for the lowest score ever made in first-class cricket when he hit one run in his first match.

Figure 1: An example of a factually inconsistent summary. The supporting and consistent facts in the source document and summary are marked in blue, and the irrelevant and inconsistent facts are marked in red.

instead of “zero”. Such inconsistencies in the generated summaries can mislead and confuse the public and even arise legal and moral risks, which brings significant rectification costs and limits the applications of abstractive text summarization.

To tackle such factually inconsistent issues, several techniques have been proposed in recent years, which can be divided into three categories: (i) *fact encoding*, which integrates additional fact-related information during encoding (Huang et al., 2020; Zhu et al., 2021); (ii) *post editing*, which adopts a rectification model to correct the generated summaries (Dong et al., 2020; Cao et al., 2020); and (iii) *auxiliary loss applying*, which designs an auxiliary loss to penalize the model for generating factually inconsistent texts (Li et al., 2020; Cao and Wang, 2021). However, most of these existing studies neglect the intrinsic causes of the factual inconsistency in abstractive text summarization.

Considering the generation process of abstractive text summarization models, the generated summaries rely on two key factors: the language prior knowledge acquired during pre-training, and the information contained in the source document, both

*Work done at Alibaba.

of which contribute to the fluency and informativeness of generated summaries. However, they might also introduce *language bias* and *irrelevancy bias* which result in factual inconsistency.

To be more specific, the language prior knowledge is learned from a large number of corpora during the pretraining process, which can be a double-edged sword for text summarization. On the one hand, it helps text summarization models to generate fluent texts; On the other hand, it causes hallucinations due to the inevitably introduced spurious linguistic correlations, as discussed in previous studies (Niu et al., 2021; Qian et al., 2021; Xie et al., 2021). Besides, due to the long source documents, irrelevant information (e.g., mismatched and uncorrelated entities) also plays a non-negligible role in causing factual inconsistency. For example, as shown in Figure 1, the unfaithful content “he hit one run” is likely to be inferred from mismatched tokens “hit a wall to get one run” in the source document, which is also about the topic of team score but does not correspond to the ground-truth subject.

Shed light on the above insights, we incorporate the idea of causal inference (Pearl, 2001; Pearl and Mackenzie, 2018) into text summarization to ensure the factual consistency of the generated summaries by eliminating the language and irrelevancy biases. Firstly, we build up a causal graph among the language prior knowledge, the important and irrelevant information of the source document, and the generated summary to demonstrate their causal relationships in abstractive text summarization. Then, based on the causal graph, we propose a **CounterFactual** debiasing framework for abstractive **Summarization**, named **COFACTSUM**, to estimate and alleviate the causal effects of language and irrelevancy biases on the generated summary. The proposed COFACTSUM consists of two counterfactual estimation strategies, including Explicit Counterfactual Masking (ECM) with an *explicit* dynamic masking strategy, and Implicit Counterfactual Training (ICT) with an *implicit* discriminative cross-attention mechanism. Furthermore, we design a Debiasing Degree Adjustment (DDA) module to dynamically adapt the debiasing degree at each decoding step, improving the ability of the proposed framework to position the factual inconsistencies in the generated summaries.

We conduct a series of experiments on two widely adopted abstractive summarization datasets,

i.e., CNN/DM (Hermann et al., 2015) and XSum (Narayan et al., 2018) to show the effectiveness of COFACTSUM. The experimental results demonstrate that COFACTSUM achieves significant improvement in generating factually consistent summaries compared to baseline models.

2 Methodology

In this section, we first introduce how we build up the causal graph for abstractive text summarization in §2.1, and conduct causal effect estimation in §2.2. Then we describe the instantiation strategies of COFACTSUM in §2.3.

2.1 Causal Graph Construction

The causal graph of abstractive text summarization can be given as a directed acyclic graph $\mathcal{G} = \{\mathcal{V}, \mathcal{E}\}$, which represents the causal relationships (i.e., \mathcal{E}) between different variables (i.e., \mathcal{V}). The causal graph consists of five variables: the source document X , the important information U , the irrelevant information R , the language prior P , and the generated summary Y , as shown in Figure 2 (a). The observed values of these variables are denoted by the corresponding lowercase letters.

Since the source document X is composed of the important information U and the irrelevant information R , their causal relationships are denoted by the paths $X \rightarrow U$ and $X \rightarrow R$, respectively. During the generation process, the generated summary Y is directly affected by the important information U , the irrelevant information R , and the language prior P , which can be expressed by $U \rightarrow Y$, $R \rightarrow Y$, and $P \rightarrow Y$. Note that the effect of language prior knowledge P and irrelevant information R on the generated summary Y (i.e., $R \rightarrow Y$ and $P \rightarrow Y$) might introduce language bias and irrelevancy bias, which is considered to be estimated and mitigated in this study.

2.2 Causal Effect Estimation

Based on the causal graph, we can estimate the causal effects of language bias and irrelevancy bias on the generated summary.

Total Effect In the causal graph, suppose that the document X is set to x , the underlying important and irrelevant information U and R is set to u and r , respectively, and the language prior P is set to p ,

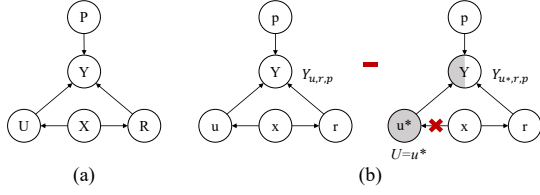


Figure 2: Illustration for (a) the basic causal graph and (b) our debiasing framework COFACTSUM.

then the generated summary Y can be given as:

$$\begin{aligned} Y_{u,r,p} &= Y(\text{do}(U = u), \text{do}(R = r), \text{do}(P = p)) \\ &= Y(U = u, R = r, P = p), \end{aligned} \quad (1)$$

where the do operator can be omitted according to the back-door criteria (Pearl, 2009). To measure the total effect on Y , we need to compare the potential outcomes of the same individual under the treatment and no-treatment conditions, where the no-treatment condition can be approximated by setting U, R, P to empty values u^*, r^*, p^* under the counterfactual scenario. Formally, the total effect can be given as:

$$E_{total} = Y_{u,r,p} - Y_{u^*,r^*,p^*}. \quad (2)$$

Bias Elimination Similarly, the causal effects of language prior knowledge P and irrelevant information R on the generated summary Y can be estimated as:

$$E_{bias} = Y_{u^*,r,p} - Y_{u^*,r^*,p^*}, \quad (3)$$

where we set $U = u^*$ to exclude the causal effect of the important information U on Y . To eliminate the language bias and irrelevancy bias in the generation process, we remove their causal effects on the generated summary from the total effect. Formally, it can be given as:

$$E_{total} - E_{bias} = Y_{u,r,p} - Y_{u^*,r,p}. \quad (4)$$

The equation can also be regarded as the estimation of the causal effect of important information U on the generated summary Y when given the $R = r$ and $P = p$, as illustrated in Figure 2 (b).

2.3 Instantiation

In order to instantiate Equation (4) in abstractive text summarization, the first term, i.e., $Y_{u,r,p}$, can be interpreted as the generated summaries of conventional abstractive text summarization models. For the second term, i.e., $Y_{u^*,r,p}$, we design two

counterfactual strategies, i.e., Explicit Counterfactual Masking (ECM) and Implicit Counterfactual Training (ICT), which are designed for estimating during the inference process and optimizing during the training process, respectively.

Explicit Counterfactual Masking (ECM) Previous studies (Xie et al., 2021) have used masking techniques to block the causal effect of important information on the generated summary. However, the proposed ECM is different from previous studies in that it considers that during the generation process, the decoder attends to different tokens of the source document at different decoding steps. For example, when generating the team score in Figure 1, the tokens related to numbers in the source document are more likely to catch the attention of the decoder. Therefore, we propose to dynamically determine the important tokens in the source document w.r.t. each generated token, rather than using a fixed set of important tokens.

Specifically, we use the cross-attention score as an indicator and employ a top- K strategy to pick up the top K positions with the maximum scores as the important positions. To remove these important tokens from the source document without causing the disparity between training and inference, we use a special token “[MASK]” to explicitly replace the important tokens, similar to the pre-training stage of most Transformer-based language models (Devlin et al., 2019; Zhang et al., 2020). We also adopt a debiasing ratio α ($\alpha \leq 1$) to adjust the extent of debiasing, in order to preserve the informativeness of generated summaries. Formally, the probability of each generated token y_t with ECM can be given as:

$$\Pr(y_t|x) = \Pr(y_t|y_{<t}, x; \theta) - \alpha \cdot \Pr(y_t|y_{<t}, x'; \theta), \quad (5)$$

where x' denotes the masked document, and θ denotes the model parameters.

Implicit Counterfactual Training (ICT) In addition to ECM, which is used during inference, a counterfactual training strategy with a discriminative cross-attention mechanism is further proposed to implicitly minimize the causal effect of bias on the generated summaries.

Specifically, at each decoding step, the source document is dynamically split into two disjoint partitions (i.e., important tokens x_u and irrelevant tokens x_r) based on cross-attention scores. Then the decoder model separately attends to these partitions

for counterfactual training. The probability of each generated token y_t at decoding step t can be represented as $\Pr(y_t|y_{<t}, x_u; \theta')$ and $\Pr(y_t|y_{<t}, x_r; \theta')$, respectively, where θ' denotes the parameters of the counterfactual summarization model.

Intending to guide the counterfactual text summarization model to rely less on the important tokens, we use an unlikelihood loss \mathcal{L}_{unl} to penalize the sequence log-likelihood when the model attends to important tokens:

$$\mathcal{L}_{unl} = - \sum_{t=1}^{|y|} \log(1 - \Pr(y_t|y_{<t}, x_u; \theta')), \quad (6)$$

where y is the ground truth summary. Meanwhile, a cross-entropy loss \mathcal{L}_{xent} is adopted to increase the probabilities of tokens that are generated when attending to irrelevant tokens:

$$\mathcal{L}_{xent} = - \sum_{t=1}^{|y|} \log \Pr(y_t|y_{<t}, x_r; \theta'). \quad (7)$$

Moreover, we adopt a Kullback-Leibler (KL) divergence loss \mathcal{L}_{kl} to further push away the predicted distributions over vocabulary when attending to the important tokens and irrelevant tokens respectively, which can be formally given as:

$$\mathcal{L}_{kl} = - \sum_{t=1}^{|y|} \text{KL}(\Pr(\cdot|y_{<t}, x_u; \theta') || \Pr(\cdot|y_{<t}, x_r; \theta')). \quad (8)$$

Finally, the training loss can be defined by:

$$\mathcal{L} = \mathcal{L}_{unl} + \gamma \mathcal{L}_{xent} + \lambda \mathcal{L}_{kl}, \quad (9)$$

where γ, λ are hyperparameters to control the strength of adopted loss functions. Note that only the parameters of the decoder are updated while the word embeddings and the encoder are frozen. The reason is that the debiasing process happens during the decoding stage and the encoder outputs in the treatment and no-treatment conditions should be the same.

Applying the above counterfactual training process, we train a counterfactual decoder as an instantiation of $Y_{u^*, r, p}$. The debiased probability of each generated token y_t with ICT is given as:

$$\Pr(y_t|x) = \Pr(y_t|y_{<t}, x; \theta) - \beta \cdot \Pr(y_t|y_{<t}, x; \theta'), \quad (10)$$

where β ($\beta \leq 1$) is a hyperparameter.

Debiasing Degree Adjustment (DDA) Taking both ECM and ICT into consideration, we point out that debiasing at every decoding step to the same extent might not be an optimal solution, since the intermediately generated sentences at different decoding steps have different factually inconsistent degrees. It is reasonable to conduct more intensive debiasing when the generated sentence is relatively less consistent and vice versa.

To this end, we propose a dynamic adjustment strategy for the debiasing degrees at different decoding steps. We first pre-train a factual consistency predictor based on synthetic factually inconsistent summaries. Then the debiasing ratio at each decoding step can be dynamically adapted according to the predicted factually inconsistent score. In detail, the prediction process is formulated as a sequence labeling task. The label of each token in the factually inconsistent summaries is obtained by comparing each sample with its corresponding gold summary, where the mismatched tokens are labeled as *inconsistent* and others as *consistent*.

During training at the t -th decoding step, the predictor receives the following four representations: the original decoding hidden states $\mathbf{h}_t \in \mathcal{R}^d$, the counterfactual hidden states generated from the masked source document $\mathbf{h}'_t \in \mathcal{R}^d$, and the element-wise multiplication and difference of the above two hidden states. These representations are concatenated and sent to a fully connected layer and a softmax function to obtain the predicted scores, as formulated by:

$$\mathbf{S}_t = \text{softmax}(\mathbf{W} \cdot \mathbf{z}_t + \mathbf{b}) \in \mathcal{R}^2, \quad (11)$$

$$\mathbf{z}_t = [\mathbf{h}_t; \mathbf{h}'_t; \mathbf{h}_t \odot \mathbf{h}'_t; \mathbf{h}_t - \mathbf{h}'_t] \in \mathcal{R}^{4d}, \quad (12)$$

where d is the dimension of hidden states, $\mathbf{W} \in \mathcal{R}^{2 \times 4d}$, $\mathbf{b} \in \mathcal{R}^2$ are learnable parameters in the linear layer, $[\cdot]$ denotes the concatenation, \odot is the element-wise multiplication, and \mathbf{S}_t contains the factually consistent score S_t^c and factually inconsistent score S_t^{ic} in which $S_t^c + S_t^{ic} = 1$. We use the cross-entropy loss to train the predictor and freeze all the parameters of the original text summarization model.

During inference, we multiply the subtracted terms $\alpha \cdot \Pr(y_t|y_{<t}, x'; \theta)$ and $\beta \cdot \Pr(y_t|y_{<t}, x; \theta')$ by a predicted factually inconsistent score to dynamically control the debiasing degrees. Besides, as we observed in our experiments, the factually inconsistent scores tend to vary dramatically across different decoding steps, thus we design a smooth-

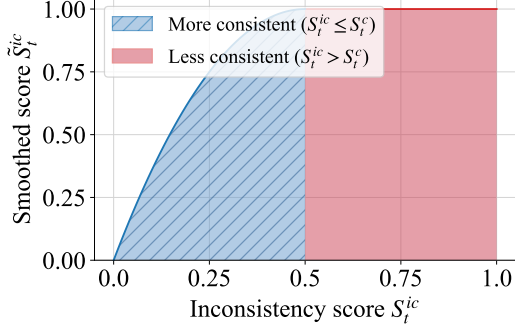


Figure 3: The smoothing function used in DDA for the factually inconsistent scores.

ing function to restrict their variation range and stabilize the inference. The overall predicted probability with debiasing can be formally given as:

$$\Pr(y_t|x) = \Pr(y_t|y_{<t}, x; \theta) - \tilde{S}_t^{ic} \cdot (\alpha \cdot \Pr(y_t|y_{<t}, x'; \theta) + \beta \cdot \Pr(y_t|y_{<t}, x; \theta')). \quad (13)$$

\tilde{S}_t^{ic} is the smoothed factually inconsistent score, and at the t -th decoding step, it is calculated by:

$$\tilde{S}_t^{ic} = \begin{cases} 1 - (2S_t^{ic} - 1)^2, & S_t^{ic} \leq S_t^c \\ 1, & S_t^{ic} > S_t^c \end{cases}, \quad (14)$$

which is illustrated in Figure 3. The overall training procedure of the proposed COFACTSUM is summarized in Algorithm 1.

3 Experiment

3.1 Datasets and Metrics

Datasets We conduct experiences on two widely adopted abstractive summarization datasets, including CNN/DailyMail (CNN/DM) (Hermann et al., 2015) and Extreme Summarization (XSum) (Narayan et al., 2018). Both datasets contain news articles and their corresponding summaries written by professional journalists. The number of samples in the train/validation/test set of CNN/DM and XSum is 287,227/13,368/11,490 and 204,045/11,332/11,334, respectively.

Metrics Since the traditional evaluation metrics in abstractive summarization, e.g., ROUGE-L (R-L) (Lin, 2004), are not capable of measuring the factual consistency between the source document and summary, we adopt several additional metrics for evaluation as follows: (i) **QAFactEval (QAFE)** (Fabbri et al., 2022), which combines entailment and question answering based metrics to

Algorithm 1 COFACTSUM Algorithm

Input: Source document x , original summarization model f_θ , counterfactual summarization model $f_{\theta'}$ trained with ICT, factual consistency predictor g trained with DDA, maximum decoding step T

Output: Factually consistent summary y

- 1: Initialize $y \leftarrow \{\}$;
 - 2: **for** $t \leftarrow 1$ to T **do**
 - 3: Feed $x, y_{<t}$ into f to generate the probability of each token y_t at t -th decoding step $\Pr(y_t|y_{<t}, x; \theta)$;
 - 4: Mask x according to the cross-attention score to produce x' ;
 - 5: Feed $x', y_{<t}$ into f to generate the probability $\Pr(y_t|y_{<t}, x'; \theta)$;
 - 6: Feed $x, y_{<t}$ into f' to generate the probability $\Pr(y_t|y_{<t}, x; \theta')$;
 - 7: Feed x, x' into g to generate the smoothed factually inconsistent score \tilde{S}_t^{ic} ;
 - 8: Calculate $\Pr(y_t|x)$ according to Equation (13) and select y_t^* with highest probability;
 - 9: $y \leftarrow y \cup y_t^*$;
 - 10: **end for**
 - 11: **return** y
-

capture their complementary signals and further boost the performance. (ii) **QAGS** (Wang et al., 2020), which first generates several questions based on the generated summary with a Question Generation (QG) model, and then generates two sets of corresponding answers given the source document and the summary with a Question Answering (QA) model. Finally, the QAGS score is computed by comparing these answers with token-level similarity metrics. (iii) **FactCC (FCC)** (Kryscinski et al., 2020), which is based on a weakly-supervised BERT-based model to measure whether the summary is entailed by the source document. (iv) **Fact Triple (FT-C/O)** (Goodrich et al., 2019), which extract fact triples (*subject, relation, object*) separately from the source document and the summary and compare these two sets of triples. Among them, FT-C is in a closed scheme, where *relation* is predicted from a pre-defined relation set; FT-O is in an open scheme, where *relation* is the original text span between *subject* and *object*. (v) **AVG**, which first calculates the average score over all the factual metrics, and then averages it with the traditional metric R-L for a clear comparison of the trade-off between the traditional and factual metrics.

Table 1: Automatic evaluation results on CNN/DM and XSum. Methods with † are conducted with released codes. **Bold** and underlined indicate methods with the best and second-best performances, respectively. Columns in grey indicate metrics in terms of factual consistency.

Methods	CNN/DM							XSum						
	R-L	QAFE	QAGS	FCC	FT-C	FT-O	AVG	R-L	QAFE	QAGS	FCC	FT-C	FT-O	AVG
PEGASUS (Zhang et al., 2020)	40.48	<u>89.25</u>	75.52	<u>39.43</u>	53.64	67.86	<u>52.81</u>	39.06	41.49	21.47	<u>25.29</u>	6.17	<u>3.72</u>	<u>29.34</u>
UNL (Li et al., 2020)	39.15	86.71	74.72	36.76	53.31	67.86	51.51	34.03	38.51	18.87	25.92	4.45	1.17	25.91
CORR (Cao et al., 2020)	39.79	82.30	69.49	22.68	49.46	58.87	48.18	<u>38.95</u>	41.72	21.73	25.01	6.10	3.69	29.30
CCGS (Chen et al., 2021)†	40.40	87.24	73.35	37.09	<u>54.71</u>	67.40	52.18	38.68	41.08	21.14	25.11	<u>8.31</u>	3.67	29.27
CLIFF (Cao and Wang, 2021)	39.47	88.64	76.59	39.22	54.57	<u>71.02</u>	52.74	38.14	43.34	<u>22.80</u>	24.73	6.24	3.15	29.10
SC (Xiao and Carenini, 2022)†	41.34	82.45	70.17	30.15	45.95	52.12	48.75	38.34	37.20	19.87	23.49	4.76	1.54	27.86
CoFACTSUM (Ours)	39.94	90.18	<u>75.94</u>	43.48	57.45	72.38	53.91	37.23	<u>43.15</u>	22.99	24.43	10.47	9.27	29.65

Table 2: Pairwise human evaluation results (%) in terms of factual consistency compared with PEGASUS.

Methods	CNN/DM			XSum		
	Win↑	Tie	Lose↓	Win↑	Tie	Lose↓
UNL	15.33	54.67	30.00	<u>18.00</u>	51.33	30.67
CORR	13.33	38.00	48.67	7.33	89.33	3.34
CCGS	8.00	87.33	<u>4.67</u>	12.67	78.00	9.33
CLIFF	21.33	59.33	19.34	17.33	62.67	20.00
SC	14.00	60.67	25.33	6.00	68.33	25.67
CoFACTSUM	<u>17.33</u>	80.67	2.00	29.33	62.00	<u>8.67</u>

Table 3: Pairwise human evaluation results (%) in terms of informativeness compared with PEGASUS.

Methods	CNN/DM			XSum		
	Win↑	Tie	Lose↓	Win↑	Tie	Lose↓
UNL	10.33	59.33	30.34	<u>18.67</u>	53.33	28.00
CORR	<u>12.67</u>	67.00	20.33	2.33	95.67	2.00
CCGS	<u>4.00</u>	93.67	2.33	2.67	88.33	<u>9.00</u>
CLIFF	10.67	65.00	24.33	10.00	65.33	24.67
SC	14.33	66.67	19.00	12.33	66.33	21.34
CoFACTSUM	8.33	83.00	<u>8.67</u>	22.00	65.67	12.33

3.2 Baselines

We adopt PEGASUS (Zhang et al., 2020) as the model backbone, and mainly choose the following four counterparts to compare with: (i) UNL (Li et al., 2020), which leverages the unlikelihood loss to penalize the probabilities of the tokens in unfaithful samples. (ii) CORR (Cao et al., 2020), which pre-trains a post-editing corrector model to directly generate factually consistent summaries. (iii) CCGS (Chen et al., 2021), which pre-trains a factual consistency predictor and leverages it to rank candidate summaries. (iv) CLIFF (Cao and Wang, 2021), which adopts contrastive loss to discriminate between faithful and unfaithful samples. (v) SC (Xiao and Carenini, 2022), which contains an entity-based SpanCopy mechanism with Global Relevance to reduce mismatched entities.

4 Implementation Details

The proposed CoFACTSUM is implemented based on Huggingface (Wolf et al., 2020). During the training process in ICT, we set γ, λ in Equation (9) to 1 and 0.01, respectively. The batch size is set to 8, and the number of training steps is set to 50,000 on both datasets. The attending proportion of important/irrelevant information is set to 0.5/0.5 and 0.1/0.9 on CNN/DM and XSum, respectively. The learning rate is set to $5e-4$ and $5e-5$ on CNN/DM and XSum, respectively. During the training in

DDA, the batch size is set to 8, the number of training steps is set to 50,000, and the learning rate is set to $1e-4$ on both datasets. And during inference, the masking ratio in ECM is the same as the attending proportion of important information in ICT on both datasets. We use beam search for decoding and set the beam size as 20 and 12 on CNN/DM and XSum, respectively. For the debiasing ratio α, β in Equation (13), we set $\alpha = 0.05, \beta = 0.01$ on CNN/DM and $\alpha = 0.15, \beta = 0.15$ on XSum. The unfaithful samples in DDA are constructed with the system generation method (Cao and Wang, 2021). All experiments are conducted on GeForce RTX 3090 GPUs.

4.1 Results

Automatic Evaluation We report the automatic evaluation results on CNN/DM and XSum in Table 1. Following previous studies (Cao and Wang, 2021), we randomly select 5,000 samples for the factual consistency evaluation on CNN/DM. In summary, the overall performances of CoFACTSUM on both CNN/DM and XSum are significantly better than baseline models with improvements of at least 1.10% and 0.31%, respectively. Specifically, in terms of most of the factual consistency metrics, the proposed CoFACTSUM shows advantages compared with baselines. For example, evaluated by QAFE, QAGS, and FCC on CNN/DM, CoFACTSUM achieves 0.93%, 0.42%, and 4.05%

Table 4: Ablation study on different modules.

Methods	R-L	QAGS	FT-C	FT-O	AVG
Ours	37.23	23.44	9.84	8.96	25.66
w/o DDA	37.64	22.79	8.00	7.68	25.23
w/o ECM	37.89	22.95	7.29	7.70	25.27
w/o ICT	38.50	21.68	5.97	4.36	24.59
w/o All	39.06	21.29	5.71	3.77	24.66

improvements compared with PEGASUS, respectively; and evaluated by QAFE, FT-C, and FT-O on XSum, COFACTSUM achieves 1.66%, 4.30% and 5.55% improvements over PEGASUS, respectively. On the other hand, although a slight drop happens on the traditional metric R-L (similar to previous studies CCGS and CLIFF), the proposed COFACTSUM achieves competitive performances compared with baselines, which confirms the informativeness of summaries generated by the proposed method.

Human Evaluation We further perform pairwise human evaluations on the informativeness and factual consistency, as shown in Table 2 and 3. We randomly select 100 samples in CNN/DM and XSum, and invite three experienced annotators to judge whether the summaries generated by the factually consistent methods are *better than*, *tie with*, or *worse than* those generated by baseline PEGASUS. From the results in Table 2, we can see that compared with baseline methods, COFACTSUM has the fewest lose samples with a percentage of 2.00% in CNN/DM and the most win samples with a percentage of 29.33% in XSum, demonstrating that the proposed method significantly improves the factual consistency in generated summaries. The results in Table 3 show that COFACTSUM are competitive with baseline methods, indicating the proposed COFACTSUM achieves a great balance between informativeness and factual consistency.

4.2 Ablation Study

We conduct an ablation study to evaluate the effectiveness of different modules (including DDA, ECM, and ICT) of COFACTSUM. We randomly select 3,000 instances from XSum for evaluation, and the experimental results are shown in Table 4.

From the table, we can observe that the overall performances all decrease when removing any one module of COFACTSUM. Specifically, the DDA and ECM modules contribute almost equally to the overall performance with average improvements of 0.43% and 0.39%, respectively, and the ICT module contributes the most to the overall perfor-

Table 5: Ablation study on different training losses.

Methods	R-L	QAGS	FT-C	FT-O	AVG
Ours	37.23	23.44	9.84	8.96	25.66
w/o \mathcal{L}_{unl}	38.46	22.24	6.98	6.87	25.25
w/o \mathcal{L}_{xent}	37.85	22.45	7.17	6.27	24.91
w/o \mathcal{L}_{kl}	38.08	21.93	7.20	5.67	24.84

mance with an improvement of 1.07%. These experimental results demonstrate the effectiveness of the modules of COFACTSUM.

Besides, we conduct an ablation study to evaluate the effectiveness of the adopted training losses (including \mathcal{L}_{unl} , \mathcal{L}_{xent} , and \mathcal{L}_{kl}) in COFACTSUM and show the experimental results in Table 5. From the table, we can observe that the improvements brought by the adopted training losses in COFACTSUM are also significant. For example, the KL loss \mathcal{L}_{kl} achieves the greatest promotion to the overall performance with an improvement of 0.82%.

4.3 Further Discussions

In this section, we provide more analysis and discussions to gain a deeper understanding of the de-biasing mechanisms used in COFACTSUM.

Impact of Irrelevancy Bias We conduct several experiments on the original PEGASUS model to evaluate the negative impact of relevancy bias on factual consistency. Specifically, we force the model attends to different proportions of irrelevant information based on the cross-attention scores during decoding and assess the generated summaries. The results are shown in Figure 4, from which we can observe that the factual consistency scores (i.e., FT-C and FT-O) gradually decrease as the attending proportion and the amount of irrelevant information increase, demonstrating the negative effect of relevancy bias.

Masking and Attending Strategy in ECM and ICT To confirm the ascendancy of the dynamic strategy, we select several static strategies for comparison. Following previous works that adopt static masking strategies (Xie et al., 2021), we select three static types for masking and attending in ECM and ICT, including *token-level* (tok.), *sentence-level* (sent.), and *document-level* (doc.). These strategies are proposed to mask and attend to the same named entities, the same sentences with at least one entity, and the entire tokens in the source document during different decoding steps in ECM and ICT, respectively. The results are shown

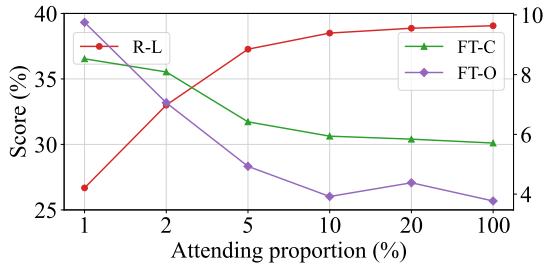


Figure 4: Analysis on different attending proportions of irrelevant information.

in Table 6, from which we observe that all the overall performances of the static strategies have significant decreases compared with the proposed dynamic strategy used in COFACTSUM. Moreover, we can see that the strategies *token-level* and *sentence-level* lead to poor performances on R-L while those of *document-level* and the dynamic strategy are kept at the same level. These results imply that the decoder has different perceptions of important information at different decoding steps; simply choosing the same part of the source document as important information will harm the informativeness, while indiscriminately choosing the entire tokens or dynamically choosing the important tokens can alleviate the issue.

Table 6: Analysis on different masking and attending strategies in ECM and ICT.

Methods	R-L	QAGS	FT-C	FT-O	AVG
Ours	37.23	23.44	9.84	8.96	25.66
Static (tok.)	32.93	21.51	9.66	8.54	23.08
Static (sent.)	35.34	20.51	7.90	5.30	23.29
Static (doc.)	38.08	20.95	7.77	4.80	24.63

Impact of Debiasing Degree We gradually increase the static debiasing ratio α, β in Equation (13) to investigate the impact of debiasing degree on the informativeness and factual consistency. From the results in Figure 5, we can see that with the enhancement of debiasing degree, the R-L score gradually decreases and the factual consistency scores increase first and then decrease. This phenomenon indicates that a proper debiasing degree can improve the factual consistency of generated summaries without weakening their informativeness, while a large debiasing degree might severely hurt the informativeness and factual consistency.

Case Study We further conduct a case study in Figure 6. From the figure, we can conclude that all the summaries generated by the baselines contain inconsistent facts that are not mentioned in the

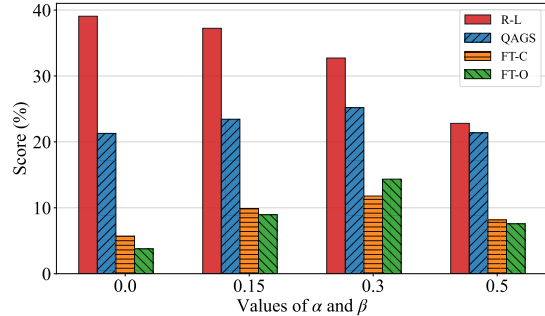


Figure 5: Comparisons among applying different debiasing ratios α and β in COFACTSUM.

source document, such as the number of employees “100 workers” and the name of the city “Cardiff”, while the proposed COFACTSUM alleviates such factual inconsistency issue to some extent.

5 Related Work

Factual Consistency in Text Summarization

As discussed in previous studies (Maynez et al., 2020; Goyal and Durrett, 2021; Nan et al., 2021; Ladhak et al., 2022; Ribeiro et al., 2022), current advanced generation models in abstractive summarization are prone to produce factually inconsistent texts that contain contradictory facts against the source documents. To tackle such issues, many techniques have been proposed recently, which can be mainly divided into three categories. The first is *fact encoding*, which aims to incorporate more fact-related information during encoding source documents or decoding target summaries, such as fact descriptions (Cao et al., 2018), entailment knowledge (Li et al., 2018), knowledge graphs (Huang et al., 2020; Zhu et al., 2021), and document entities (Xiao and Carenini, 2022). The second is *post editing*, which treats the generated summaries as drafts and further conducts post-editing on them, and is usually achieved by a separate correction model (Dong et al., 2020; Cao et al., 2020; Chen et al., 2021). The third is *auxiliary loss applying*, which designs auxiliary penalty losses to force the model to distinguish between faithful and unfaithful samples, and so far, the unlikelihood loss (Li et al., 2020) and contrastive loss (Cao and Wang, 2021; Liu et al., 2022; Wan and Bansal, 2022) are most widely adopted. Differently, we aim to enhance the factual consistency with counterfactual estimation, which is able to discover the intrinsic causes and remove their negative effects based on their causal relationships.

Source document: The employees, who worked in four takeaways, are alleged to have been living and working in the country illegally. The firms have been asked to produce documents proving their staff had the right to work and live in the UK. If they are unable to do so the Home Office said they would impose a fine of up to £20,000 per illegal employee. The process to deport the workers is already under way.

PEGASUS (Zhang et al., 2020): The Home Office has launched an investigation into the alleged illegal employment of more than 100 workers at takeaways in Cardiff.

CCGS (Chen et al., 2021): The Home Office has launched an investigation into the alleged illegal employment of four workers at takeaways in Cardiff.

CLIFF (Cao and Wang, 2021): More than 100 illegal workers have been ordered to leave the UK by the Home Office.

COFACTSUM (Ours): The Home Office has launched an operation targeting illegal immigrants working in the takeaway food industry.

Figure 6: An example of generated summaries by base-lines and COFACTSUM. The supporting facts in the source document and inconsistent facts in the generated summaries are marked in blue and red, respectively.

Counterfactual Inference In the field of natural language processing, causal inference (Pearl, 2001; Pearl and Mackenzie, 2018) has recently inspired many works to discover the intrinsic causes of specific biases and remove their causal effects in an interpretable way, such as the studies in visual question answering (Niu et al., 2021), text classification (Qian et al., 2021), gender bias (Vig et al., 2020), and text summarization (Xie et al., 2021). These methods target measuring the causal effects of biases under counterfactual scenarios based on pre-defined causal graphs and eliminating their causal effects by mitigating them from the total effect. In this study, we incorporate the method into the generation process of summarization to improve factual consistency of generated summaries.

6 Conclusion

In this paper, to enhance the factual consistency of generated summaries, we aim to alleviate the language bias and irrelevancy bias in abstractive text summarization via counterfactual estimation. Specifically, we propose COFACTSUM, a debiasing framework to remove the causal effects of the biases with two types of counterfactual estimation methods, including Explicit Counterfactual Masking and Implicit Counterfactual Training. Meanwhile, we design a Debiasing Degree Adjustment module to dynamically adjust the debiasing degrees at different decoding steps. Experimental results on two widely-used summarization datasets demon-

strate the superiority of the proposed COFACTSUM in improving factual consistency.

References

- Meng Cao, Yue Dong, Jiapeng Wu, and Jackie Chi Kit Cheung. 2020. Factual error correction for abstractive summarization models. In *Proceedings of the 2020 Conference on Empirical Methods in Natural Language Processing*, pages 6251–6258.
- Shuyang Cao and Lu Wang. 2021. CLIFF: Contrastive learning for improving faithfulness and factuality in abstractive summarization. In *Proceedings of the 2021 Conference on Empirical Methods in Natural Language Processing*, pages 6633–6649.
- Ziqiang Cao, Furu Wei, Wenjie Li, and Sujian Li. 2018. Faithful to the original: Fact aware neural abstractive summarization. *Proceedings of the AAAI Conference on Artificial Intelligence*.
- Sihao Chen, Fan Zhang, Kazuo Sone, and Dan Roth. 2021. Improving faithfulness in abstractive summarization with contrast candidate generation and selection. In *Proceedings of the 2021 Conference of the North American Chapter of the Association for Computational Linguistics: Human Language Technologies*, pages 5935–5941.
- Jacob Devlin, Ming-Wei Chang, Kenton Lee, and Kristina Toutanova. 2019. BERT: Pre-training of deep bidirectional transformers for language understanding. In *Proceedings of the 2019 Conference of the North American Chapter of the Association for Computational Linguistics*, pages 4171–4186.
- Li Dong, Nan Yang, Wenhui Wang, Furu Wei, Xiaodong Liu, Yu Wang, Jianfeng Gao, Ming Zhou, and Hsiao-Wuen Hon. 2019. Unified language model pre-training for natural language understanding and generation. In *Advances in Neural Information Processing Systems*.
- Yue Dong, Shuohang Wang, Zhe Gan, Yu Cheng, Jackie Chi Kit Cheung, and Jingjing Liu. 2020. Multi-fact correction in abstractive text summarization. In *Proceedings of the 2020 Conference on Empirical Methods in Natural Language Processing*, pages 9320–9331.
- Alexander Fabbri, Chien-Sheng Wu, Wenhao Liu, and Caiming Xiong. 2022. QAFactEval: Improved QA-based factual consistency evaluation for summarization. In *Proceedings of the 2022 Conference of the North American Chapter of the Association for Computational Linguistics*, pages 2587–2601.
- Ben Goodrich, Vinay Rao, Peter J. Liu, and Mohammad Saleh. 2019. Assessing the factual accuracy of generated text. In *Proceedings of the 25th ACM SIGKDD International Conference on Knowledge Discovery & Data Mining*, page 166–175.

- Tanya Goyal and Greg Durrett. 2021. Annotating and modeling fine-grained factuality in summarization. In *Proceedings of the 2021 Conference of the North American Chapter of the Association for Computational Linguistics*.
- Karl Moritz Hermann, Tomas Kocisky, Edward Grefenstette, Lasse Espeholt, Will Kay, Mustafa Suleyman, and Phil Blunsom. 2015. Teaching machines to read and comprehend. In *Advances in Neural Information Processing Systems*, volume 28.
- Luyang Huang, Lingfei Wu, and Lu Wang. 2020. Knowledge graph-augmented abstractive summarization with semantic-driven cloze reward. In *Proceedings of the 58th Annual Meeting of the Association for Computational Linguistics*, pages 5094–5107.
- Wojciech Kryscinski, Bryan McCann, Caiming Xiong, and Richard Socher. 2020. Evaluating the factual consistency of abstractive text summarization. In *Proceedings of the 2020 Conference on Empirical Methods in Natural Language Processing*, pages 9332–9346.
- Faisal Ladhak, Esin Durmus, He He, Claire Cardie, and Kathleen McKeown. 2022. Faithful or extractive? on mitigating the faithfulness-abstractiveness trade-off in abstractive summarization. In *Proceedings of the 60th Annual Meeting of the Association for Computational Linguistics*.
- Mike Lewis, Yinhan Liu, Naman Goyal, Marjan Ghazvininejad, Abdelrahman Mohamed, Omer Levy, Veselin Stoyanov, and Luke Zettlemoyer. 2020. BART: Denoising sequence-to-sequence pre-training for natural language generation, translation, and comprehension. In *Proceedings of the 58th Annual Meeting of the Association for Computational Linguistics*, pages 7871–7880.
- Haoran Li, Junnan Zhu, Jiajun Zhang, and Chengqing Zong. 2018. Ensure the correctness of the summary: Incorporate entailment knowledge into abstractive sentence summarization. In *Proceedings of the 27th International Conference on Computational Linguistics*, pages 1430–1441.
- Margaret Li, Stephen Roller, Ilia Kulikov, Sean Welleck, Y-Lan Boureau, Kyunghyun Cho, and Jason Weston. 2020. Don’t say that! making inconsistent dialogue unlikely with unlikelihood training. In *Proceedings of the 58th Annual Meeting of the Association for Computational Linguistics*, pages 4715–4728.
- Chin-Yew Lin. 2004. ROUGE: A package for automatic evaluation of summaries. In *Text Summarization Branches Out*, pages 74–81.
- Wei Liu, Huanqin Wu, Wenjing Mu, Zhen Li, Tao Chen, and Dan Nie. 2022. Co2sum: contrastive learning for factual-consistent abstractive summarization. *Proceedings of the AAAI Conference on Artificial Intelligence*.
- Joshua Maynez, Shashi Narayan, Bernd Bohnet, and Ryan McDonald. 2020. On faithfulness and factuality in abstractive summarization. In *Proceedings of the 58th Annual Meeting of the Association for Computational Linguistics*, pages 1906–1919.
- Feng Nan, Ramesh Nallapati, Zhiguo Wang, Cicero Nogueira dos Santos, Henghui Zhu, Dejjiao Zhang, Kathleen McKeown, and Bing Xiang. 2021. Entity-level factual consistency of abstractive text summarization. In *Proceedings of the 16th Conference of the European Chapter of the Association for Computational Linguistics*.
- Shashi Narayan, Shay B. Cohen, and Mirella Lapata. 2018. Don’t give me the details, just the summary! topic-aware convolutional neural networks for extreme summarization. In *Proceedings of the 2018 Conference on Empirical Methods in Natural Language Processing*, pages 1797–1807.
- Yulei Niu, Kaihua Tang, Hanwang Zhang, Zhiwu Lu, Xiansheng Hua, and Ji-Rong Wen. 2021. Counterfactual vqa: A cause-effect look at language bias. *2021 IEEE/CVF Conference on Computer Vision and Pattern Recognition (CVPR)*, pages 12695–12705.
- Judea Pearl. 2001. Direct and indirect effects. In *Proceedings of the Seventeenth Conference on Uncertainty in Artificial Intelligence*, page 411–420.
- Judea Pearl. 2009. Causal inference in statistics: An overview. *Statistics surveys*, 3:96–146.
- Judea Pearl and Dana Mackenzie. 2018. *The Book of Why: The New Science of Cause and Effect*. Basic Books, Inc.
- Chen Qian, Fuli Feng, Lijie Wen, Chunping Ma, and Pengjun Xie. 2021. Counterfactual inference for text classification debiasing. In *Proceedings of the 59th Annual Meeting of the Association for Computational Linguistics and the 11th International Joint Conference on Natural Language Processing*, pages 5434–5445.
- Leonardo F. R. Ribeiro, Mengwen Liu, Iryna Gurevych, Markus Dreyer, and Mohit Bansal. 2022. FactGraph: Evaluating factuality in summarization with semantic graph representations. In *Proceedings of the 2022 Conference of the North American Chapter of the Association for Computational Linguistics*.
- Jesse Vig, Sebastian Gehrmann, Yonatan Belinkov, Sharon Qian, Daniel Nevo, Yaron Singer, and Stuart Shieber. 2020. Investigating gender bias in language models using causal mediation analysis. In *Advances in Neural Information Processing Systems*, pages 12388–12401.
- David Wan and Mohit Bansal. 2022. FactPEGASUS: Factuality-aware pre-training and fine-tuning for abstractive summarization. In *Proceedings of the 2022 Conference of the North American Chapter of the Association for Computational Linguistics*.

- Alex Wang, Kyunghyun Cho, and Mike Lewis. 2020. Asking and answering questions to evaluate the factual consistency of summaries. In *Proceedings of the 58th Annual Meeting of the Association for Computational Linguistics*, pages 5008–5020.
- Thomas Wolf, Lysandre Debut, Victor Sanh, Julien Chaumond, Clement Delangue, Anthony Moi, Pierric Cistac, Tim Rault, Remi Louf, Morgan Funtowicz, Joe Davison, Sam Shleifer, Patrick von Platen, Clara Ma, Yacine Jernite, Julien Plu, Canwen Xu, Teven Le Scao, Sylvain Gugger, Mariama Drame, Quentin Lhoest, and Alexander Rush. 2020. Transformers: State-of-the-art natural language processing. In *Proceedings of the 2020 Conference on Empirical Methods in Natural Language Processing: System Demonstrations*, pages 38–45.
- Wen Xiao and Giuseppe Carenini. 2022. Entity-based spandcopy for abstractive summarization to improve the factual consistency. *arXiv preprint arXiv:2209.03479*.
- Yuexiang Xie, Fei Sun, Yang Deng, Yaliang Li, and Bolin Ding. 2021. Factual consistency evaluation for text summarization via counterfactual estimation. In *Findings of the Association for Computational Linguistics: EMNLP 2021*, pages 100–110.
- Jingqing Zhang, Yao Zhao, Mohammad Saleh, and Peter Liu. 2020. PEGASUS: Pre-training with extracted gap-sentences for abstractive summarization. In *Proceedings of the 37th International Conference on Machine Learning*, pages 11328–11339.
- Chenguang Zhu, William Hinthorn, Ruochen Xu, Qingkai Zeng, Michael Zeng, Xuedong Huang, and Meng Jiang. 2021. Enhancing factual consistency of abstractive summarization. In *Proceedings of the 2021 Conference of the North American Chapter of the Association for Computational Linguistics: Human Language Technologies*, pages 718–733.