

# METAGAD: Learning to Meta-Transfer for Few-shot Graph Anomaly Detection

Xiongxiao Xu<sup>1</sup>, Kaize Ding<sup>2</sup>, Canyu Chen<sup>1</sup>, Kai Shu<sup>1</sup>

<sup>1</sup> Department of Computer Science, Illinois Institute of Technology, Chicago, IL, USA

<sup>2</sup> School of Computing and Augmented Intelligence, Arizona State University, Tempe, AZ, USA  
xxu85@hawk.iit.edu, kaize.ding@asu.edu, cchen151@hawk.iit.edu, kshu@iit.edu

## ABSTRACT

Graph anomaly detection has long been an important problem in various domains pertaining to information security such as financial fraud, social spam, network intrusion, etc. The majority of existing methods are performed in an unsupervised manner, as labeled anomalies in a large scale are often too expensive to acquire. However, the identified anomalies may turn out to be data noises or uninteresting data instances due to the lack of prior knowledge on the anomalies. In realistic scenarios, it is often feasible to obtain limited labeled anomalies, which have great potential to advance graph anomaly detection. However, the work exploring limited labeled anomalies and a large amount of unlabeled nodes in graphs to detect anomalies is rather limited. Therefore, in this paper, we study a novel problem of few-shot graph anomaly detection. We propose a new framework METAGAD to learn to meta-transfer the knowledge between unlabeled and labeled nodes for graph anomaly detection. Experimental results on six real-world datasets with synthetic anomalies and "organic" anomalies (available in the dataset) demonstrate the effectiveness of the proposed approach in detecting anomalies with limited labeled anomalies.

## KEYWORDS

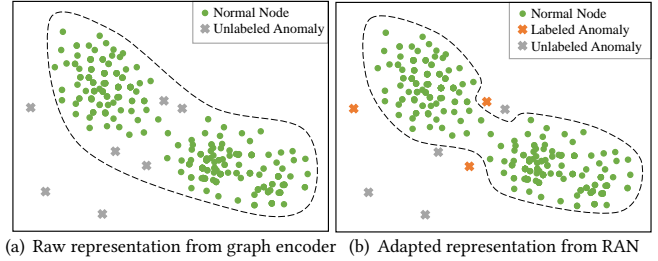
Graph Anomaly Detection, Graph Neural Network, Few-shot Learning, Meta Learning

### ACM Reference Format:

Xiongxiao Xu<sup>1</sup>, Kaize Ding<sup>2</sup>, Canyu Chen<sup>1</sup>, Kai Shu<sup>1</sup>. 2023. METAGAD: Learning to Meta-Transfer for Few-shot Graph Anomaly Detection. In *Proceedings of ACM Conference (Conference'17)*. ACM, New York, NY, USA, 11 pages. <https://doi.org/10.1145/nnnnnnn.nnnnnnn>

## 1 INTRODUCTION

Graph structured data can be used to represent a large number of systems across various areas including social networks [14], physical systems [45], knowledge graphs [33], etc. However, real-world graphs can often be contaminated with a small portion of nodes, i.e., *anomalies*, whose patterns deviate significantly from the majority of nodes. In particular, a growing number of information security applications are graph anomaly problems, i.e., data from sources



**Figure 1: An illustration of the representation gap: (a) the raw representation derived from graph encoder, where the anomaly detector is limited in predicting anomalies; (b) while the adapted representation from the proposed RAN is instructed by supervision of few-shot anomalies, tailored for the anomaly detector to distinguish anomalies from normal nodes.**

such as web traffic, sensor feeds, and social media are full of irregular relationships. For example, in a social network that represents friendship relationships, there may exist camouflaged users who randomly follow other users to spread disinformation [10]. In a cloud network, malicious nodes that produce abnormal traffic can significantly damage the resource management and weaken the security of the network environment [39]. As the existence of even a few abnormal instances could cause extremely detrimental effects, it is of great research importance to design advanced graph anomaly detection algorithms to facilitate a secure and healthy network space.

Graph Neural Networks (GNNs) [20, 50], which generalize the deep neural networks to graph structured data, have shown promising representation learning capability on graphs and gained practical significance in graph anomaly detection [5, 31, 55]. For example, Ding *et al.* propose a deep autoencoder to reconstruct both attributes and structures with graph convolutional networks (GCNs) to enhance detection performance. Chen *et al.* utilize generative adversarial networks to inform anomaly evaluation measurement to make predictions [3]. The majority of these methods are developed in an unsupervised paradigm since it is usually labor-intensive and time-consuming for obtaining enough labels of anomalous nodes to train supervised models. However, unsupervised models may lead to sub-optimal anomaly detection results due to the complexity and diversity of anomalies and the lack of prior knowledge to guide the model training [9, 24]. In realistic scenarios, it is often feasible to obtain a limited amount of labeled anomalies from domain experts or user feedback [7]. Such labeled anomalies have great potential to boost the performance of graph anomaly detection [9]. Therefore,

Permission to make digital or hard copies of all or part of this work for personal or classroom use is granted without fee provided that copies are not made or distributed for profit or commercial advantage and that copies bear this notice and the full citation on the first page. Copyrights for components of this work owned by others than ACM must be honored. Abstracting with credit is permitted. To copy otherwise, or republish, to post on servers or to redistribute to lists, requires prior specific permission and/or a fee. Request permissions from [permissions@acm.org](mailto:permissions@acm.org).  
Conference'17, July 2017, Washington, DC, USA

© 2023 Association for Computing Machinery.  
ACM ISBN 978-x-xxxx-xxxx-x/YY/MM...\$15.00  
<https://doi.org/10.1145/nnnnnnn.nnnnnnn>

there is a pressing need to study the important problem of few-shot graph anomaly detection.

However, detecting anomalous nodes on a graph in a few-shot setting presents unique challenges. First, since the labeled anomalies are limited, directly applying conventional positive-unlabeled (PU) learning [18] and semi-supervised learning [47] may not work well as they require enough labeled samples for training and ensuring effective performance. Second, it is challenging to take advantage of the rich graph structural information to facilitate learning from limited labeled anomalies. Recent work has shown that self-supervised learning [26, 27] can significantly enhance graph learning tasks including anomaly detection [5]. However, the representation gap between self-supervised and supervised learning in graph anomaly detection still remains. It challenges the existing training mechanism, such as pretrain-finetuning, with limited labeled data. For example, Figure 1 illustrates such representation gap across self-supervised and supervised tasks in graph anomaly detection. It shows that the raw representation directly derived from graph encoder is not tailored for anomaly detector to distinguish anomalous nodes from normal nodes.

To tackle the challenges, we propose a meta-learning based approach that learns to transfer the knowledge from self-supervised learning to few-shot supervised learning, to enhance anomaly detection performances. Specifically, we propose a novel meta-transfer approach METAGAD that learns to *transform the node representations learned from self-supervised learning to maximally facilitate few-shot supervised anomaly detection*. The framework first directly obtains the node representations from the existing self-supervised graph anomaly detection methods. The framework then learns to transfer the knowledge from the node representations to a few-shot graph anomaly detection task. To be more specific, we first utilize the representation adaptation network (RAN) which can dynamically adapt the raw representation to the representation tailored for an anomaly detector. Then, the anomaly detector can employ the tailored representation to separate anomalies and normal nodes. This dedicated meta-transfer training method connects the RAN and the anomaly detector, together and further enhance the anomaly detection performance. To summarize, our main contributions are summarized as follows:

- We study a new problem of few-shot graph anomaly detection;
- We propose a novel meta-learning approach to learn to transfer node representations from self-supervised tasks to assist supervised tasks with little labeled anomalies;
- We conduct extensive experiments on six real-world datasets with synthetically injected anomalies and organic anomalies. The experimental results demonstrate the effectiveness of the proposed approach METAGAD for graph anomaly detection.

## 2 RELATED WORK

In this section, we briefly describe the related work on (1) Graph Anomaly Detection; and (2) Few-shot Graph Learning.

### 2.1 Graph Anomaly Detection

Graph anomaly detection methods have a specific focus on the network structured data [31]. Earlier research mostly studied the problem of anomaly detection in an unsupervised manner [25].

However, the anomalies they identify may turn out to be data noises or uninteresting data instances due to the lack of prior knowledge on the anomalies of interest. Recently, researchers also propose to solve the problem of graph anomaly detection using graph neural networks due to their strong modeling capacity [5, 28, 55]. DOMINANT [5] achieves superior performance over other shallow methods by building a deep autoencoder architecture on top of the graph convolutional networks. GAAN [3] is a generative adversarial graph anomaly detection framework where a generator can fake graph nodes with Gaussian noise as input, and a discriminator is trained to identify whether two connected nodes are from the real graph or fake graph. The aforementioned approaches are designed for graph anomaly detection in an unsupervised manner, which can not be directly applied to the scenario when labeled anomalies are limited. There is only very little work on graph anomaly detection with few labels [9, 47]. For example, Meta-GDN requires multiple auxiliary graphs to improve model performance on the target network [9] and Semi-GNN requires multi-view information of the graph [47]. Other approach treats few-shot labeled anomalies as additional auxiliary information to assist main-task of self-supervised learning to detect graph anomalies [57].

Different from the existing research, in this paper, we study a new problem of few-shot graph anomaly detection in a single homogeneous graph by leveraging a large amount of unlabeled data to facilitate the supervised learning of limited labeled anomalies.

### 2.2 Few-Shot Graph Learning

Graph neural networks have shown great success for modeling graph data with neural networks [20, 50]. The majority of existing graph learning algorithms focus on the scenario where enough labeled instances are available for training, which is often infeasible as collecting such auxiliary knowledge is laborious and requires intensive domain-knowledge [8, 53]. Recently, few-shot graph learning is attracting increasing attention for graph learning under limited labeled data, which can be generally categorized into two types [6]: (1) gradient-based methods, which aim to learn a better initialization of model parameters that can be updated by a few gradient steps in future tasks [6, 30, 58]; and (2) metric-based approaches, which propose to learn a generalized metric and matching functions from training tasks [8, 15]. For example, Liu *et al.* utilize a hub-based relative and absolute location embedding with meta-learning for few-shot node classification [30]. Yao *et al.* attempt to incorporate prior knowledge learned from auxiliary graphs by constructing prototypes in hierarchical graph neural networks [53]. In addition, Ding *et al.* propose a graph prototypical network by considering the informativeness of labeled nodes in a meta-learning technique for few-shot node classification [8].

In this paper, we propose a novel few-shot graph learning method with a meta-transfer optimization for graph anomaly detection.

## 3 PROBLEM DEFINITION

We first introduce the notations of this paper, and then give the formal problem definition. Let  $G = (\mathcal{V}, \mathcal{E}, \mathbf{X})$  denote a graph where  $\mathcal{V} = \{v_1, \dots, v_n\}$  is the set of  $n$  nodes, and  $\mathcal{E} = \{e_1, \dots, e_m\}$  denotes the set of  $m$  edges, and  $\mathbf{X} = [\mathbf{x}_1; \dots; \mathbf{x}_n] \in \mathbb{R}^{n \times d}$  is the attribute matrix for all nodes where  $\mathbf{x}_i$  is the feature vector for

node  $v_i$ . The graph can also be denoted as  $G = (A, X)$  where  $A \in \{0, 1\}^{n \times n}$  denotes the adjacency matrix, where  $A_{ij} = 1$  indicates there is an edge between node  $v_i$  and  $v_j$ ; otherwise  $A_{ij} = 0$ .

The goal of few-shot graph anomaly detection is to incorporate the knowledge of few-shot labeled anomalies in addition to exploiting the attribute and structure information of the graph. Let  $\mathcal{V}_l$  denote the few-shot labeled anomalies and  $\mathcal{V}_u$  denote the unlabeled nodes. Note that  $|\mathcal{V}| = |\mathcal{V}_l| + |\mathcal{V}_u|$  and  $|\mathcal{V}_l| \ll |\mathcal{V}_u|$ , since only limited nodes are labeled as anomalies.

Following the common setting, we treat anomaly detection problem as a ranking problem [31] and formally define our problem as follows:

**Problem Statement:** Given  $G = (A, X)$  with few-shot labeled anomalies  $\mathcal{V}_l$ , we aim to learn an anomaly detection model that can detect anomalies effectively on the graph  $G$ . Ideally, the model can assign higher ranking scores to the anomalies than that of the normal nodes.

## 4 METHODOLOGY

In this section, we introduce the architecture of the METAGAD, and present the technique of meta-transfer learning. At the end of this section, We discuss about the important intuitions of METAGAD. An overview of the METAGAD is illustrated in Figure 2.

### 4.1 The Framework of METAGAD

In this subsection, we present the details of the proposed framework METAGAD for few-shot graph anomaly detection. To better leverage both a large number of unlabeled nodes and the limited labeled anomalies for graph anomaly detection, we propose a framework to utilize the power of graph self-supervised learning and few-shot supervised learning. Our framework consists of four major components: (1) graph encoder, (2) representation adaptation network, (3) anomaly detector, and (4) few-shot graph anomaly detection.

**Graph Encoder.** To learn effective node representation from graphs, we built upon multi-layer GNNs. In general, GNN has a message-passing mechanism to aggregate attributes from local neighbourhood, and it can transform high-dimension features to low-dimension network embedding. GCN has been widely used due to its usability and efficacy [20]. Formally, GCN is described as:

$$H^{(l)} = \sigma_{GNN}(\tilde{D}^{-\frac{1}{2}} \tilde{A} \tilde{D}^{-\frac{1}{2}} H^{(l-1)} W^{(l-1)}) \quad (1)$$

Here,  $\tilde{A} = A + I$  denotes the adjacency matrix of the graph with self-loop and  $I$  is the identity matrix.  $\tilde{D}$  denotes the degree matrix of  $\tilde{A}$  with  $\tilde{D}_{i,i} = \sum_j \tilde{A}_{i,j}$ .  $W^{(l-1)}$  is the trainable matrix at  $(l-1)^{th}$  layer.  $\sigma_{GNN}$  is the activation function.  $H^{(l)}$  and  $H^{(l-1)}$  is the hidden representation in the  $l^{th}$  and  $(l-1)^{th}$  layer;  $H^{(0)} = X$ . We stack the  $L$  layers GCN, and the output of the last layer of GCN is  $H^{(L)}$ . For ease of expression, We set  $Z = H^{(L)}$ .

There are some well-trained graph encoders we can choose from the existing self-supervised graph anomaly detection methods [5, 28], including generative models [1, 3, 5, 12, 54] and contrastive models [17, 28, 52]. In this work, we choose the well-trained graph encoder from a representative generative model DOMINANT because the generative models can better characterize original data distribution [26]. Note that our framework is flexible and any well-trained graph encoder is feasible.

**Representation Adaptation Network.** Although we have got a graph representation  $Z$  that implies plentiful knowledge of attributed graph, the representation is not instructed by any supervision of anomalous nodes, strongly hindering the performance of the anomaly detector, as shown in Figure 1. To overcome the issue, we propose a representation adaptation network (RAN) to learn to adapt the raw representation  $Z$  to anomaly-aware representation  $Z'$ , which is tailored for the anomaly detector. Specifically, we define a representation adaptation network as  $g_\Phi: \mathbb{R}^d \rightarrow \mathbb{R}^d$ , where  $d$  is the dimension of node representation. Conceptually, any network with proper input and output sizes should be feasible [51]. We employ a two-layer feed-forward network since the simple architecture can avoid heavy parameter overhead. We utilize the RAN on top of the raw representation  $Z$  described as follows:

$$g_\Phi(Z) = W^{RAN_2} ReLU(W^{RAN_1} Z + b^{RAN_1}) + b^{RAN_2} \quad (2)$$

where  $\Phi = \{W^{RAN_1}, W^{RAN_2}, b^{RAN_1}, b^{RAN_2}\}$  is the set of trainable parameters of RAN and  $ReLU$  is the activation function. Through RAN combined with the meta-transfer technique described in 4.2, we obtain the anomaly-aware representation  $Z' = g_\Phi(Z)$ , which is specifically for the anomaly detector.

**Anomaly Detector.** To evaluate the degree of abnormality of nodes, we can feed the anomaly-aware representation into a multi-layer perceptron (MLP) to estimate the abnormality of each node  $v_i \in \mathcal{V}$ :

$$\begin{aligned} h_i &= \sigma_{Det}(W^{Det_1} z'_i + b^{Det_1}) \\ s_i &= W^{Det_2} h_i + b^{Det_2} \end{aligned} \quad (3)$$

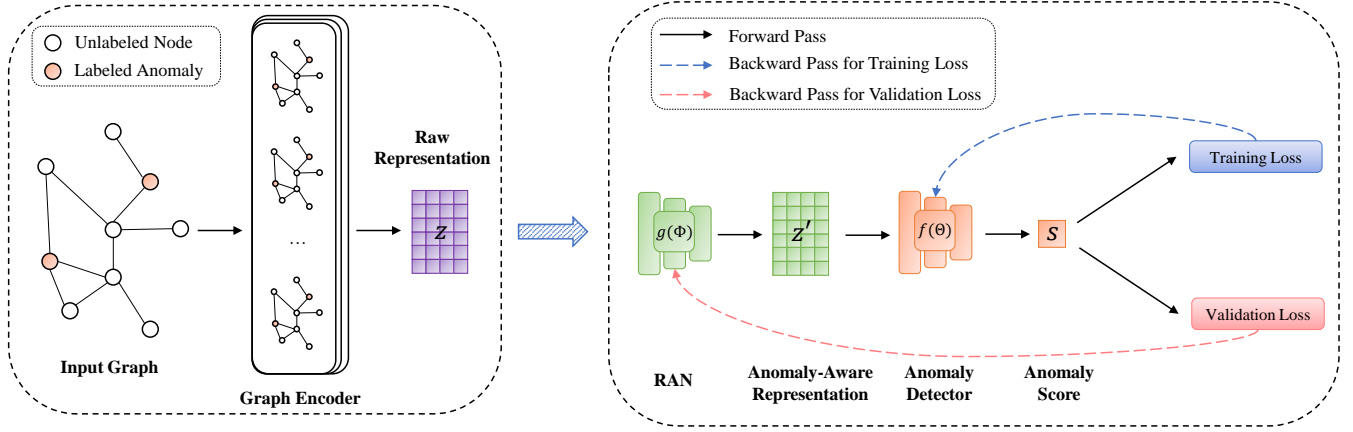
where  $s_i$  is the predicted abnormality score for node  $v_i$ , and  $h_i$  is the hidden representation in MLP for node  $v_i$ , and  $z'_i$  is the embedding of  $i^{th}$  node of  $Z'$ , and  $\sigma_{MLP}$  is the activation function, and  $\Theta = \{W^{Det_1}, W^{Det_2}, b^{Det_1}, b^{Det_2}\}$  are trainable parameters. For ease of expression, the anomaly detector  $f_\Theta(\cdot)$  can be formally denoted as:

$$S = f_\Theta(Z') \quad (4)$$

where  $S$  is the anomaly scores set for all nodes. Combined with the meta-transfer technique described in 4.2, the anomaly detector can evaluate precisely the abnormality with limited label information.

**Few-Shot Graph Anomaly Detection.** After we have estimated anomaly scores for each node, we can calculate the loss function to train the model. We regard the labeled anomalies  $\mathcal{V}_l$  as positive instances and the unlabeled nodes  $\mathcal{V}_u$  as negative instances [9, 34, 35]. Specifically, the label of node  $v_i$  is 1 (i.e.,  $y_i = 1$ ) if the node  $v_i$  is labeled anomaly (i.e.,  $v_i \in \mathcal{V}_l$ ); the label of node  $v_i$  is 0 (i.e.,  $y_i = 0$ ) if the node  $v_i$  is unlabeled nodes (i.e.,  $v_i \in \mathcal{V}_u$ ). We aim to make the predicted anomaly score  $s_i$  and the corresponding label  $y_i$  as close as possible. Thus, we choose the cross-entropy loss that is widely used in anomaly detection research [3, 10, 27].

It is worth mentioning that unlabeled nodes containing normal nodes and unlabeled anomalies are considered as normal nodes (negative instances) in our training process, resulting in *contamination* in the training data. We will investigate the effect of the contamination level in section 5.6. We find that our model is robust to different levels of contamination. It should also be noted that the few-shot graph anomaly detection problem is a highly imbalanced problem. In detail, the number of positive instances is much less than that of negative instances, i.e.,  $|\mathcal{V}_l| \ll |\mathcal{V}_u|$ . To



**Figure 2: The illustration of the METAGAD.** The METAGAD first obtain the raw representation  $Z$  from the graph encoder (self-supervised learning). Then the raw representation  $Z$  is adapted by the RAN to the anomaly-aware representation  $Z'$ , which is tailored for the anomaly detector to distinguish anomalous nodes from normal nodes. The anomaly detector parameter  $\Theta$  is directly optimized by the training loss and the RAN parameter  $\Phi$  is directly optimized by the validation loss. Such meta-transfer learning technique makes the RAN can dynamically adapt the raw representation specifically for anomaly detector.

investigate the impact of quantity difference between positive and negative instances, we introduce cost-sensitive learning into our few-shot graph anomaly detection, which has been frequently employed when the category is imbalanced [2, 4, 11, 19]. Thus, the loss function can be written as follows:

$$L = -\frac{1}{n} \sum_{i=1}^n [w * y_i \log(\sigma(s_i)) + (1 - y_i) \log(1 - \sigma(s_i))] \quad (5)$$

where  $L$  is the loss function, and  $w$  is the cost weight to balance between positive instances and negative instances, and  $\sigma$  is the sigmoid function. We will discuss the impact of  $w$  to the detection performance in the section 5.5. We find that it is not necessary to make positive instances and negative instances balanced; instead, the skewed state in a degree will boost the anomaly detection performance. We attribute the interesting observation to the nature of the anomaly detection problem. More discussions are shown in section 5.5.

## 4.2 Meta-Transfer Learning

In this subsection, we introduce the details of meta-transfer learning for graph anomaly detection with limited anomalies, and present an optimization algorithm for METAGAD.

**Meta-Transfer for Graph Anomaly Detection** To take advantage of the supervision information of few-shot anomalies, we propose a meta-transfer learning framework for graph anomaly detection. Our principles contain two parts: (1) If RAN  $g_\Phi$  can effectively adapts the embedding from graph encoder, such adapted representation  $Z' = g_\Phi(Z)$  should be more beneficial to the few-shot graph anomaly detection task than the original representations  $Z$ ; and (2) The model can achieve a smaller validation loss compared to the standard training method due to the guarantee of mathematical structure. Formally, the principles can be formulated as the

following bi-level optimization problem:

$$\begin{aligned} \min_{\Phi} L_{val}(\Theta^*(\Phi), \Phi) \\ \text{s.t. } \Theta^*(\Phi) = \arg \min_{\Theta} L_{train}(\Theta, \Phi) \end{aligned} \quad (6)$$

where  $L_{train}$  and  $L_{val}$  denote training loss and validation loss, respectively, and  $\Theta^*(\Phi)$  denotes that the optimal  $\Theta$  depends on  $\Phi$ . The goal of the upper objective function is to find  $\Phi^*$  that minimizes the validation loss  $L_{val}(\Theta^*, \Phi)$  while  $\Theta^*$  associated with the validation loss  $L_{val}(\Theta^*, \Phi)$  is subject to minimizing the training loss  $L_{train}(\Theta, \Phi)$  in the lower equation.

**An Optimization Algorithm for METAGAD.** Analytic solution for the above bi-level optimization problem is computationally infeasible. Following previous work [13, 23, 42, 51, 56], we propose to alternatively update each parameter with one-step stochastic gradient descent (SGD) for approximating the optimal solution. We first update  $\Theta$  for the anomaly detector:

$$\Theta' = \Theta - \alpha \nabla_{\Theta} L_{train}(\Theta, \Phi) \quad (7)$$

where  $\Theta'$  denotes the updated  $\Theta$  after a one-step SGD and  $\alpha$  is the corresponding learning rate. Then we update  $\Phi$  for RAN:

$$\begin{aligned} \Phi' &= \Phi - \beta \nabla_{\Phi} L_{val}(\Theta', \Phi) \\ &= \Phi - \beta \nabla_{\Phi} L_{val}(\Theta - \alpha \nabla_{\Theta} L_{train}(\Theta, \Phi), \Phi) \end{aligned} \quad (8)$$

where  $\Phi'$  denotes the updated  $\Phi$  after a one-step SGD and  $\beta$  is the corresponding learning rate.

We can expand the gradient of Equation 8 by applying the chain rule as follows:

$$\begin{aligned} \nabla_{\Phi} L_{val}(\Theta - \alpha \nabla_{\Theta} L_{train}(\Theta, \Phi), \Phi) \\ = \nabla_{\Phi} L_{val}(\Theta', \Phi) - \alpha \nabla_{\Phi, \Theta}^2 L_{train}(\Theta, \Phi) \nabla_{\Theta'} L_{val}(\Theta', \Phi) \end{aligned} \quad (9)$$

The second term in Equation 9, which involves an expensive matrix-vector product, can be approximated for light computation with

---

**Algorithm 1** The optimization process for METAGAD

---

- 1: Initialize randomly the anomaly detector parameters  $\Theta$  and the RAN parameters  $\Phi$ .
  - 2: **while** not converged **do**
  - 3:   Update  $\Theta$  :  $\Theta' = \Theta - \alpha \nabla_{\Theta} L_{train}(\Theta, \Phi)$
  - 4:   Update  $\Phi$  :  $\Phi' = \Phi - \beta \nabla_{\Phi} L_{val}(\Theta - \alpha \nabla_{\Theta} L_{train}(\Theta, \Phi), \Phi)$
  - 5: **end while**
- 

the technique of finite difference approximation as follows:

$$\nabla_{\Phi, \Theta}^2 L_{train}(\Theta, \Phi) \nabla_{\Theta'} L_{val}(\Theta', \Phi) \approx \frac{\nabla_{\Phi} L_{train}(\Theta^+, \Phi) - \nabla_{\Phi} L_{train}(\Theta^-, \Phi)}{2\epsilon}$$

where  $\Theta^{\pm} = \Theta \pm \epsilon \nabla_{\Theta'} L_{val}(\Theta', \Phi)$  and  $\epsilon$  is a small constant.

During training, we alternatively update  $\Theta$  and  $\Phi$  following Equation 7 and Equation 8 until convergence, respectively. The detailed training process is illustrated as in Algorithm 1.

### 4.3 Discussions on why the METAGAD Works

We discuss the intuitions behind our model METAGAD in this subsection by providing the insight of METAGAD and giving some explanations on two principles introduced in Section 4.2.

**What are the intuitions behind the METAGAD?** In METAGAD, the most crucial and learnable modules are the RAN and the anomaly detector. The anomaly detector is directly updated by the training loss and the RAN is directly updated by the validation loss, as shown in Figure 2 and Equation 6. The reason is that the anomaly detector is randomly initialized and does not have any prior information, so the anomaly detector needs a large number of data; however, the raw representation from the graph encoder has learned structural and feature information of the graph, although not perfect enough for the anomaly detector, so the RAN only requires relatively small data. Furthermore, the role of the validation loss is like the reward in reinforcement learning [44] somehow because it can provide feedback of generalization performance of METAGAD; more importantly, this feedback will be incorporated by the RAN and will guide the RAN to update its parameters in real-time. In the standard training method, the validation loss is just employed to select model post-time, and the feedback cannot be utilized to guide model training in real-time.

**Why the representation adapted by RAN is tailored for anomaly detector?** The update of the RAN parameters  $\Phi$  is involved with the training loss and the validation loss, as shown in Equation 8, which contain few-shot labels. In other words, the adapted representation is instructed by supervision of few-shot anomalies, which makes it easier for the anomaly detector to distinguish anomalies from normal nodes. Without such an adapted procedure, the raw representation directly from graph encoder is not guided by any supervision of anomalous nodes. Therefore, the anomaly detector is limited based on the raw representation as shown in Figure 1 and Figure 3.

**Why we can obtain a smaller validation loss compared to the standard training method?** Our objective follows a bi-level optimization problem as shown in Equation 6, the objective function (upper-level equation) is to minimize the validation loss while the auxiliary condition (lower-level equation) is to minimize the training loss. In other words, such bi-level optimization prioritizes

optimizing the validation loss rather than the training loss. Specifically, when the training loss and the validation loss can not decrease at the same time, i.e., the training loss decreases but the validation loss increases, also known as *notorious* overfitting problem [46], the unique nature of the bi-level structure guarantees the optimization direction is towards minimizing the validation loss. Therefore, it can effectively avoid the overfitting problem and promote generalization performance compared to the standard training method.

## 5 EXPERIMENTS

In this section, we conduct experiments on six real-world datasets with synthetically injected anomalies and organic anomalies to demonstrate the effectiveness of the proposed framework METAGAD for few-shot graph anomaly detection. Specifically, we aim to answer the following research questions (RQs):

- **RQ1:** How effective is METAGAD for detecting anomalies with few labeled anomalies?
- **RQ2:** How does each module of METAGAD contribute to the detecting performance?
- **RQ3:** How does the performance of METAGAD change under different imbalance levels in the training data?
- **RQ4:** How robust is the METAGAD under different contamination levels in the unlabeled nodes?

### 5.1 Datasets

To comprehensively evaluate the METAGAD model, we adopt six widely-used real-world datasets that have been used in previous research [10, 24, 28, 49]. The statistics of the datasets are shown in Table 1. The detailed descriptions are as follows:

- **Cora** [40] is a citation network dataset where nodes denote machine learning papers and edges represent citation relationship between these papers.
- **Citeseer** [40] is a citation graph dataset. Similarly to the Cora dataset, each node represents a paper and each link means citation relationship between these scientific publications.
- **Amazon Photo** [41] are segments of the Amazon co-purchase graph where nodes means goods and edges represent that two goods are often bought together. The attributes of the nodes are bag-of-words of product reviews.
- **Wiki** [21, 49] is an editor-page graph dataset where nodes represent editors, and pages and links mean editing relationships. The edit texts are converted into LIWC-feature vectors [37] as feature of nodes. The banned users are considered as organic anomalies.
- **Amazon Review** [10, 32] is a graph dataset based on user reviews under the category of musical instruments, where the nodes mean users and the edges represent review relationships. The dataset has ground-truth labels.
- **YelpChi** [10, 29, 38] includes filtered (anomalies) and recommended (normal nodes) reviews for a set of hotels and restaurants by Yelp. We let reviews be nodes and choose the R-U-R relations described in [10, 29] as links to avoid OOM (out of memory).

As there are no ground-truth anomalies given in the Cora, Citeseer and Amazon Photo datasets, we adopt two well-recognized methods to synthesize anomalies following previous research [5, 9, 24, 28]. The details are as follows:

**Table 1: The statistics of three datasets with synthetically injected anomalies (indicated by \*) and three datasets with organic anomalies. Amazon P. and Amazon R. are abbreviations of Amazon Photo and Amazon Review, respectively.**

Dataset	#Nodes	#Edges	#Attr.	#Anomaly	Ratio
Cora*	2,708	11,606	1,433	150	5.54%
Citeseer*	3,327	10,154	3,703	150	4.51%
Amazon P.*	7,650	146,810	745	450	5.90%
Wiki	9,227	18,257	64	217	2.35%
Amazon R.	11,944	8,796,784	25	821	6.87%
YelpChi	23,831	98,630	32	1,217	5.11%

- **Structural Anomaly** are anomalous nodes related to their edges. They are obtained by perturbing the topological structure of the attributed network. The structure of chosen nodes are changed by adding more links in attributed network. The intuition is that a clique where a set of nodes are fully connected each other is regraded as a typical abnormal structure in many real-world scenarios [16, 43]. For example, members of fraud organizations are closely connected to each other to facilitate the crime. To be more specific, we randomly pick  $m$  nodes, and make them fully connected each other. Then we repeat this process for  $n$  times. Afterwards, we get  $m * n$  structural anomaly where there are  $n$  cliques and each clique has  $m$  nodes.
- **Contextual Anomaly** are anomalous nodes regarding to their features. They are acquired by perturbing the nodal features in the attributed network. The feature of a selected node is replaced by that of a "sufficiently remote" node. The intuition is that node is similar to its neighbourhood. For example, people in the same community are more likely to have same hobbies [54]. Specifically, for each randomly picked node  $i$ , we randomly select  $k$  nodes other than node  $i$  in attributed network, and compute the distance between feature of node  $i$  and each node  $j$  in the selected  $k$  nodes, e.g.,  $\|x_i - x_j\|_2$ . Then we find the node  $j$  with the maximum distance in the selected  $k$  nodes. Afterwards, we replace the feature of node  $i$  with that of node  $j$ .

Following the setting of existing works, we synthesize equal number of structural anomaly and contextual anomaly nodes [5, 9, 24, 28].

## 5.2 Experimental Settings

**Baseline Methods.** We compare our proposed method METAGAD with the following three categories of graph anomaly detection methods, including (1) Shallow, traditional and non-deep learning graph anomaly detection methods (i.e., **Radar** [22] and **ANOMALOUS** [36]), (2) Unsupervised deep learning graph anomaly detection methods (i.e., **GAAN** [3], **OCGNN** [48], **DOMINANT** [5], **CoLA** [28], **ANEMONE** [17] and **CONAD** [52]), and (3) Semi-supervised deep learning graph anomaly detection methods (i.e., **Semi-GNN** [47] and **GDN** [9]).

**Evaluation Metrics.** In order to evaluate the performance of METAGAD and the baseline methods, we adopt the following metrics:

- **AUC-ROC** is a widely used evaluation metric in previous graph anomaly detection research [5, 9, 24, 28]. ROC (receiver operating characteristic) is a curve by plotting the true positive rate against

the false positive rate at various thresholds. AUC (Area Under Curve)-ROC represents the probability that a randomly selected anomaly receives a higher score than a randomly selected normal node. AUC-ROC close to 1 means the model is better.

- **AUC-PR** is a useful metric to evaluate model's overall performance when the classes are very imbalanced [9]. PR (precision-recall) is a curve where the y-axis is precision value and x-axis is recall value at different thresholds. AUC-PR close to 1 means the model can predict more precisely.

**Implementation Details** In our experiment, we employ a light two-layer feed-forward network as the RAN to avoid heavy computation overhead. The dimensions of the input and output representation of the RAN are 64. We choose two-layer MLP as the anomaly detector because it is highly efficient for the task.

For model training, we split the nodes into 80% for training, 10% for validation and 10% for testing because the anomaly detector needs more data while the RAN needs a relative small number of data as discussed in Section 4.3. We set the number of few-shot labeled anomalies as 10. For fair comparison, we use PyGOD<sup>1</sup> [24, 25] to implement unsupervised learning baseline methods because it provides a unified interface to implement the majority of unsupervised graph anomaly detection algorithms. We run all experiments multiple times and get the average and standard deviation.

## 5.3 Graph Anomaly Detection Results (RQ1)

**Overall Comparison.** In the subsection, we evaluate our proposed model METAGAD and the aforementioned baseline methods in terms of AUC-ROC and AUC-PR. We show the performance comparison in Table 2 and Table 4 on the datasets with synthetically injected anomalies and with organic anomalies, respectively. According to the experimental results, we have the following observations:

- On all six real-world attributed networks, METAGAD can significantly outperform the existing graph anomaly detection methods, including shallow methods, unsupervised deep learning methods, and semisupervised deep learning methods. For example, on YelpChi dataset, our method METAGAD outperforms GDN by 13.76% and 80.06%, w.r.t. AUC-ROC and AUC-PR, respectively. The major reason is that METAGAD is able to fully exploit few labeled anomalies, and successfully transfer the unlabeled nodes information to assist supervised training using meta-learning. In particular, compared to the DOMINANT, on YelpChi dataset, the METAGAD has 65.72% and 429.31% improvement w.r.t. AUC-ROC and AUC-PR, respectively.
- Shallow methods, i.e., Radar and ANOMALOUS, cannot achieve desirable performance compared to deep learning methods because the shallow methods cannot utilize powerful expressive ability of GNNs to extract graph information. Unsupervised deep learning methods, i.e., GAAN, OCGNN, DOMINANT, CoLA, ANEMONE and CONAD, cannot outperform semi-supervised deep learning methods, as they are not able to utilize label information. Other semi-supervised deep learning methods, i.e., SemiGNN and GDN, fail to deliver satisfying performance compared to our model METAGAD. It is possibly because SemiGNN

<sup>1</sup><https://github.com/pygod-team/pygod>

**Table 2: Performance comparison results on the datasets with synthetically injected anomalies. Best results are shown in bold.**

Methods	Cora		Citeseer		Amazon Photo	
	AUC-ROC	AUC-PR	AUC-ROC	AUC-PR	AUC-ROC	AUC-PR
<b>Radar</b>	0.4349±0.0000	0.0580±0.0000	0.4895±0.0000	0.0407±0.0000	0.5394±0.0000	0.0627±0.0000
<b>ANOMALOUS</b>	0.4313±0.0005	0.0577±0.0001	0.4857±0.0000	0.0404±0.0000	0.4777±0.0004	0.0562±0.0000
<b>GAAN</b>	0.5174±0.0416	0.0639±0.0051	0.5799±0.0415	0.0842±0.0390	0.5888±0.0041	0.1604±0.0140
<b>OCGNN</b>	0.7950±0.0093	0.1942±0.0118	0.8050±0.0037	0.1449±0.0095	0.3664±0.0081	0.0421±0.0005
<b>DOMINANT</b>	0.7649±0.0067	0.2994±0.0043	0.8375±0.0025	0.2579±0.0054	0.7119±0.0346	0.1003±0.0080
<b>CoLA</b>	0.7696±0.0648	0.2028±0.0839	0.7812±0.0183	0.1816±0.0556	0.5519±0.0597	0.0740±0.0130
<b>ANEMONE</b>	0.7702±0.0158	0.1451±0.0374	0.7429±0.0367	0.1480±0.0637	0.6688±0.0162	0.1574±0.0022
<b>CONAD</b>	0.7658±0.0047	0.3004±0.0058	0.8378±0.0027	0.2579±0.0055	0.6871±0.0488	0.0943±0.0115
<b>SemiGNN</b>	0.5180±0.1358	0.1105±0.0794	0.5047±0.0934	0.2588±0.2012	0.4824±0.0669	0.0550±0.0076
<b>GDN</b>	0.7769±0.0351	0.1752±0.0288	0.8017±0.0070	0.1789±0.0402	0.5798±0.0289	0.0680±0.0050
<b>META-GAD</b>	<b>0.8739±0.0105</b>	<b>0.3245±0.0159</b>	<b>0.8507±0.0146</b>	<b>0.4868±0.0311</b>	<b>0.7902±0.0045</b>	<b>0.1613±0.0103</b>

**Table 3: Few-shot performance on the datasets with synthetically injected anomalies. Best results are shown in bold.**

Methods	Cora		Citeseer		Amazon Photo	
	AUC-ROC	AUC-PR	AUC-ROC	AUC-PR	AUC-ROC	AUC-PR
<b>1-shot</b>	0.8662±0.0046	0.3092±0.0351	0.8445±0.0134	0.4555±0.0666	0.7809±0.0044	0.1647±0.0205
<b>3-shot</b>	<b>0.8750±0.0111</b>	0.3237±0.0281	0.8435±0.0151	0.4283±0.0652	0.7892±0.0005	0.1455±0.0048
<b>5-shot</b>	0.8747±0.0118	0.3232±0.0299	0.8415±0.0155	0.4219±0.0768	0.7892±0.0035	<b>0.1648±0.0045</b>
<b>10-shot</b>	0.8739±0.0105	<b>0.3245±0.0159</b>	<b>0.8507±0.0146</b>	<b>0.4868±0.0311</b>	<b>0.7902±0.0045</b>	0.1613±0.0103

need to access multi-view labeled data and GDN is sensitive to standard deviation of the assumed Gaussian distribution.

**Few-Shot Evaluation.** To verify the effectiveness of META-GAD, we evaluate the anomaly detection performance of META-GAD by providing different numbers of labeled anomalies. The experimental results are summarized in Table 3 and Table 5. According to the results, we have the following observations:

- The META-GAD can still obtain desirable performance and outperform the baselines in the Table 2 and Table 4 even if only 1-shot anomaly is provided. For example, on Wiki dataset, the META-GAD with 1-shot anomaly outperforms SemiGNN by 32.97% and 5.46%, w.r.t. AUC-ROC and AUC-PR, respectively. It confirms the effectiveness of META-GAD to utilize the very limited labeled anomalies.
- The performance of META-GAD improves generally with the growth of number of few-shot anomalies, which further demonstrates the effectiveness of the META-GAD.

#### 5.4 Ablation Study (RQ2)

In order to verify the effectiveness of each key component (i.e., meta-transfer learning and the RAN) of META-GAD, we design an ablation study on the following variants of the proposed META-GAD:

- **FINETUNINGGAD** is a variant of META-GAD which adopts the standard training method rather than meta-transfer learning. Considering we obtain the embedding from the graph encoder and utilize few-labeled anomalies to perform anomaly detection task in the standard training method, the whole process actually belongs to the pretraining-finetuning method.

- **META-GAD<sup>-</sup>** is a variant of META-GAD excluding the RAN. In this case, the representation from the graph encoder is directly followed by the anomaly detector.

We abbreviate the above three methods as FINETUNING, META<sup>-</sup> and META, respectively. The results are shown in Figure 3. From the experimental results, we have the following three points:

- META can achieve consistently significant performance gains compared to FINETUNING and META<sup>-</sup>. For example, on Amazon Photo dataset, META has 17.83% and 134.13% improvement compared to FINETUNING and META<sup>-</sup>, respectively. It can verify the effectiveness and necessity of meta-transfer learning and the RAN.
- Compared to FINETUNING, META can obtain desirable performance. The major reason is that pretrain-finetuning method cannot receive the feedback of the validation loss in real-time to adjust model. Additionally, the scarcity of labeled anomalies makes it easy for the model to overfit few-shot anomalies.
- Compared to META<sup>-</sup>, META can attain impressive performance. It demonstrates that the RAN can effectively adapt the raw representation to anomaly-aware representation, leading to tremendous performance improvement.

#### 5.5 Class Imbalance Investigation (RQ3)

In this part, we investigate the effect of cost weight  $w$  in the loss function (Equation 5) on the performance of META-GAD. We define the  $IR$  (imbalance ratio) value as follows:

$$IR = \frac{\text{the numebr of positive instances}}{\text{the numebr of negative instances}}$$

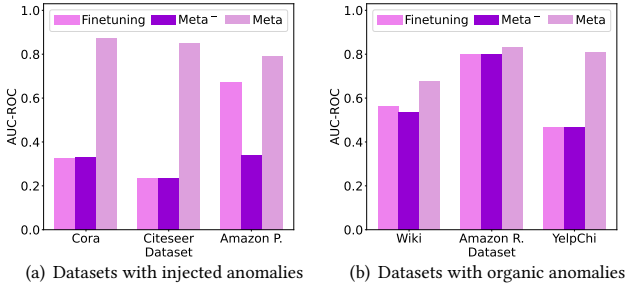


**Table 4: Performance comparison results on the datasets with organic anomalies. Best results are shown in bold. OOM indicates out of memory.**

Methods	Wiki		Amazon Review		YelpChi	
	AUC-ROC	AUC-PR	AUC-ROC	AUC-PR	AUC-ROC	AUC-PR
<b>Radar</b>	0.4851±0.0000	0.0237±0.0000	0.1938±0.0000	0.0644±0.0000	0.2631±0.0000	0.0321±0.0000
<b>ANOMALOUS</b>	0.5018±0.0085	0.0234±0.0003	0.1938±0.0000	0.0644±0.0000	0.2647±0.0032	0.0350±0.0034
<b>GAAN</b>	0.4982±0.0572	0.0244±0.0035	0.2870±0.0445	0.0450±0.0024	0.4976±0.0197	0.0512±0.0023
<b>OCGNN</b>	0.4579±0.0396	0.0204±0.0010	OOM	OOM	0.5218±0.0502	0.0636±0.0072
<b>DOMINANT</b>	0.4401±0.0273	0.0198±0.0014	0.2698±0.0003	0.0433±0.0000	0.4895±0.0699	0.0597±0.0153
<b>CoLA</b>	0.5435±0.0690	0.0263±0.0050	0.4573±0.1829	0.0933±0.0524	0.3379±0.0705	0.0479±0.0177
<b>ANEMONE</b>	0.4402±0.0318	0.0203±0.0006	0.4576±0.0887	0.0816±0.0284	0.3359±0.0120	0.0362±0.0015
<b>CONAD</b>	0.4396±0.0353	0.0198±0.0018	0.2698±0.0003	0.0433±0.0000	0.4873±0.0774	0.0600±0.0159
<b>SemiGNN</b>	0.4784±0.1270	0.0403±0.0147	OOM	OOM	OOM	OOM
<b>GDN</b>	0.5096±0.0288	0.0229±0.0006	0.8016±0.0105	0.2761±0.0071	0.7131±0.0517	0.1755±0.0445
<b>META</b>	<b>0.6783±0.0197</b>	<b>0.0426±0.0031</b>	<b>0.8334±0.0091</b>	<b>0.4096±0.0422</b>	<b>0.8112±0.0031</b>	<b>0.3160±0.0025</b>

**Table 5: Few-shot performance on the datasets with organic anomalies. Best results are shown in bold.**

Methods	Wiki		Amazon Review		YelpChi	
	AUC-ROC	AUC-PR	AUC-ROC	AUC-PR	AUC-ROC	AUC-PR
<b>1-shot</b>	0.6776±0.0200	0.0425±0.0031	0.8296±0.0078	0.4079±0.0384	<b>0.8124±0.0063</b>	0.3136±0.0061
<b>3-shot</b>	0.6777±0.0200	0.0425±0.0032	0.8302±0.0065	0.4153±0.0434	0.8105±0.0045	0.3136±0.0065
<b>5-shot</b>	0.6778±0.0198	0.0426±0.0031	0.8320±0.0094	<b>0.4204±0.0446</b>	0.8116±0.0035	0.3119±0.0077
<b>10-shot</b>	<b>0.6783±0.0197</b>	<b>0.0426±0.0031</b>	<b>0.8334±0.0091</b>	0.4096±0.0422	0.8112±0.0031	<b>0.3160±0.0025</b>

**Figure 3: Ablation study of METAGAD w.r.t. AUC-ROC on (a) datasets with synthetically injected anomalies and on (b) datasets with organic anomalies.**

When the cost weight  $w$  is equal to  $IR$ , the training is considered balanced since the large cost weight value compensates the disparity between the number of positive instances and negative instances. By providing different weight values  $w$  for METAGAD, we have the performance trends shown in Figure 4. From the figure, we have the following observations:

- We find an interesting fact that the imbalance between positive instances and negative instances will not hurt the anomaly detection performance; instead, the imbalance in a degree is the better choice for the performance. For example, from the Figure 4(a), we observe that the optimal  $w$  for METAGAD on Cora, Citeseer, and Amazon Photo w.r.t. AUC-ROC are 0.5, 1 and 5, respectively; similarly, from the Figure 4(b), we notice that the optimal  $w$  for

METAGAD on Cora, Citeseer, and Amazon Photo w.r.t. AUC-PR are 0.7, 0.6 and 1, respectively. The above optimal values of  $w$  are apparently less than  $IR$  values. The reason is that the graph anomaly detection problem itself is a highly-imbalanced problem where the number of normal instances is way too more than that of anomalies in real-world scenarios, e.g., the number of normal accounts is much more than that of suspicious accounts in the bank. Therefore, the anomaly detector in the training should be provided with similar imbalanced distribution (i.e., highly skewed distribution) with the real-world scenarios (test data).

- When the cost weight  $w$  of positive instances approaches the several minimum values, the importance of positive instances diminishes and thus the performance generally declines, which further demonstrates the need and motivation to incorporate the few-shot anomalies.

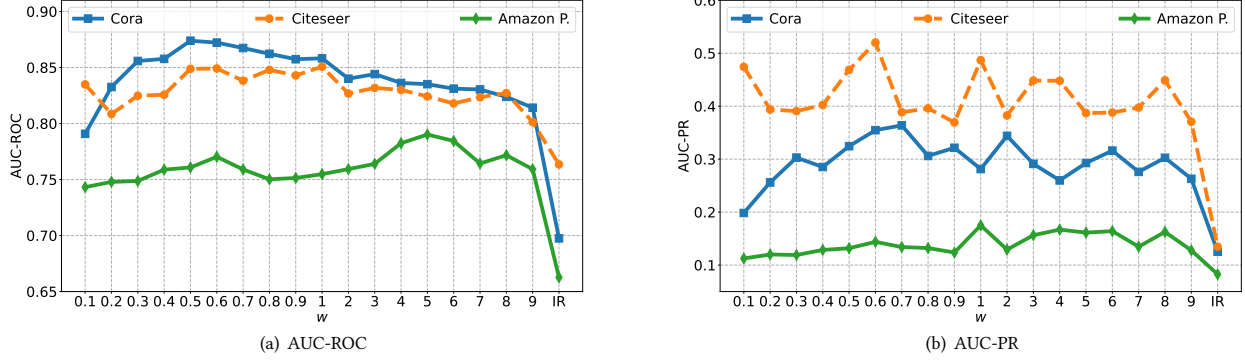
## 5.6 Contamination Level Investigation (RQ4)

In this subsection, we analyze the effect of METAGAD at different levels of contamination. As discussed in Section 4.1, since all unlabeled nodes are regarded as normal nodes in the training, such simple training strategy introduces  $CR$  (contamination ratio) into the training data. Formally, we define the  $CR$  as follows:

$$CR = \frac{\text{the numebr of unlabeled anomalies}}{\text{the numebr of unlabeled nodes}}$$

To generate datasets with different contamination levels, we inject different number of anomalies into Cora, Citeseer and Amazon





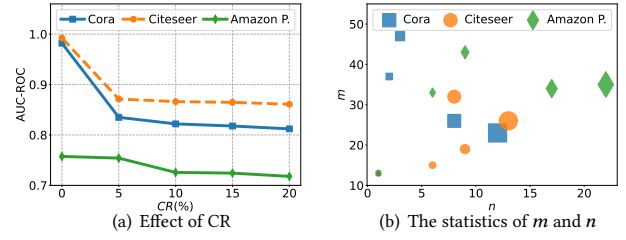
**Figure 4: Effect of cost weight  $w$  on the performance of META-GAD on three dataset with synthetically injected anomalies w.r.t. (a) AUC-ROC and (b) AUC-PR. The IR values of Cora, Citeseer and Amazon Photo are 216, 235 and 611, respectively. However, the optimal value of  $w$  w.r.t. AUC-ROC (a) are 0.5, 1 and 5, respectively; the optimal value of  $w$  w.r.t. AUC-PR (b) are 0.7, 0.6 and 1, respectively.**

Photo. Specifically, we set different numbers of  $m$  and  $n$  for structural anomalies described in 5.1, and synthesize contextual anomalies with the same number of structural anomalies. We provide META-GAD with datasets with different  $CR$  values. The evaluation results are shown in Figure 5(a) and the scatter plot of  $m$  and  $n$  used to inject anomalies is depicted in Figure 5(b). From the figures, we have the following two points:

- The META-GAD can obtain incredible performance when the  $CR$  is equal to 0, where there is no any contamination in the training data. For example, on Cora and Citeseer datasets, the values of AUC-ROC are 0.9821 and 0.9925, respectively. The reason is that META-GAD can be trained more efficiently without contamination in the training data.
- When the  $CR$  is greater than 0, the contamination starts appearing in the training data. Even if the  $n$  and  $m$  vary greatly to synthesize different number of anomalies, the performance of META-GAD decreases slightly with the increasing contamination level. For example, on Cora dataset, when the  $CR$  is from 5% to 20%, with  $n$  varying from 2 to 12 and  $m$  varying from 37 to 23, the performance of META-GAD only decreases 2.74%. It demonstrates the META-GAD is robust to noise in the training data.

## 6 CONCLUSION AND FUTURE WORK

In this paper, we explore the possibility of few-shot anomaly detection framework in the graph. To seamlessly integrate the graph self-supervised learning and few-shot anomalies, we propose a model META-GAD based on meta-transfer learning to effectively transfer the knowledge implied in the embedding from graph self-supervised learning to the few-shot supervised anomaly detection task. The comprehensive experiments on multiple real-world datasets with several metrics demonstrate the superior performance of META-GAD. Furthermore, we also investigate the class imbalance problem in the anomaly detection and find imbalanced status to some extent can boost the performance. We also investigate the effect of the different contamination levels on the performance of META-GAD



**Figure 5: (a) Effect of contamination levels on performance of META-GAD. (b) The statistics of  $m$  and  $n$ . The marker with five sizes for a dataset in (b) corresponds to five CR values in (a), from small to large, respectively. For example,  $n = 9$  and  $m = 43$  for Amazon P. corresponds to  $CR = 10\%$ ;  $n = 22$  and  $m = 35$  for Amazon P. corresponds to  $CR = 20\%$ . Note that  $CR = 0\%$  corresponds to  $n = 1$  and  $m = 13$  for all datasets .**

and demonstrate META-GAD is robust to the contamination in the training.

We demonstrate that our framework gives a new opportunity in multiple research field. From the perspective of the anomaly detection problem, the potential future works include few-shot anomaly detection on more complex networks, e.g., heterogeneous graphs, dynamic graphs and hypergraphs, or other kinds of data, e.g., tabular data and image data. From the perspective of methods, the meta-learning and the RAN can be applied in many problems where the representation gap exists. From the perspective of graph encoder, future researchers can try graph encoders from different self-supervised learning models, e.g., contrastive models like CoLA, ANEMONE and CONAD.

## REFERENCES

- [1] Sambaran Bandyopadhyay, Saley Vishal Vivek, and MN Murty. 2020. Outlier resistant unsupervised deep architectures for attributed network embedding. In *Proceedings of the 13th international conference on web search and data mining*. 25–33.

- [2] Kaidi Cao, Colin Wei, Adrien Gaidon, Nikos Arechiga, and Tengyu Ma. 2019. Learning imbalanced datasets with label-distribution-aware margin loss. *Advances in neural information processing systems* 32 (2019).
- [3] Zhenxing Chen, Bo Liu, Meiqing Wang, Peng Dai, Jun Lv, and Liefeng Bo. 2020. Generative adversarial attributed network anomaly detection. In *Proceedings of the 29th ACM International Conference on Information & Knowledge Management*. 1989–1992.
- [4] Yin Cui, Menglin Jia, Tsung-Yi Lin, Yang Song, and Serge Belongie. 2019. Class-balanced loss based on effective number of samples. In *Proceedings of the IEEE/CVF conference on computer vision and pattern recognition*. 9268–9277.
- [5] Kaize Ding, Jundong Li, Rohit Bhanushali, and Huan Liu. 2019. Deep anomaly detection on attributed networks. In *Proceedings of the 2019 SIAM International Conference on Data Mining*. SIAM, 594–602.
- [6] Kaize Ding, Jundong Li, Nitesh Chawla, and Huan Liu. 2022. Graph Minimally-supervised Learning. In *Proceedings of the Fifteenth ACM International Conference on Web Search and Data Mining*. 1620–1622.
- [7] Kaize Ding, Jundong Li, and Huan Liu. 2019. Interactive anomaly detection on attributed networks. In *Proceedings of the twelfth ACM international conference on web search and data mining*. 357–365.
- [8] Kaize Ding, Jianling Wang, Jundong Li, Kai Shu, Chenghao Liu, and Huan Liu. 2020. Graph prototypical networks for few-shot learning on attributed networks. In *Proceedings of the 29th ACM International Conference on Information & Knowledge Management*. 295–304.
- [9] Kaize Ding, Qinghai Zhou, Hanghang Tong, and Huan Liu. 2021. Few-shot network anomaly detection via cross-network meta-learning. In *Proceedings of the Web Conference 2021*. 2448–2456.
- [10] Yingdong Dou, Zhiwei Liu, Li Sun, Yutong Deng, Hao Peng, and Philip S Yu. 2020. Enhancing graph neural network-based fraud detectors against camouflaged fraudsters. In *Proceedings of the 29th ACM International Conference on Information & Knowledge Management*. 315–324.
- [11] Charles Elkan. 2001. The foundations of cost-sensitive learning. In *International joint conference on artificial intelligence*, Vol. 17. Lawrence Erlbaum Associates Ltd, 973–978.
- [12] Haoyi Fan, Fengbin Zhang, and Zuoyong Li. 2020. Anomalydae: Dual autoencoder for anomaly detection on attributed networks. In *ICASSP 2020-2020 IEEE International Conference on Acoustics, Speech and Signal Processing (ICASSP)*. IEEE, 5685–5689.
- [13] Chelsea Finn, Pieter Abbeel, and Sergey Levine. 2017. Model-agnostic meta-learning for fast adaptation of deep networks. In *International conference on machine learning*. PMLR, 1126–1135.
- [14] Laura Garton, Caroline Haythornthwaite, and Barry Wellman. 1997. Studying online social networks. *Journal of computer-mediated communication* 3, 1 (1997), JCMC313.
- [15] Zhichun Guo, Chuxu Zhang, Wenhao Yu, John Herr, Olaf Wiest, Meng Jiang, and Nitesh V Chawla. 2021. Few-shot graph learning for molecular property prediction. In *Proceedings of the Web Conference 2021*. 2559–2567.
- [16] Bryan Hooi, Hyun Ah Song, Alex Beutel, Neil Shah, Kijung Shin, and Christos Faloutsos. 2016. Fraudar: Bounding graph fraud in the face of camouflage. In *Proceedings of the 22nd ACM SIGKDD international conference on knowledge discovery and data mining*. 895–904.
- [17] Ming Jin, Yixin Liu, Yu Zheng, Lianhua Chi, Yuan-Fang Li, and Shirui Pan. 2021. Anemone: graph anomaly detection with multi-scale contrastive learning. In *Proceedings of the 30th ACM International Conference on Information & Knowledge Management*. 3122–3126.
- [18] Hyunjun Ju, Dongha Lee, Junyoung Hwang, Junghyun Namkung, and Hwanjo Yu. 2020. PUMAD: PU metric learning for anomaly detection. *Information Sciences* 523 (2020), 167–183.
- [19] Salman H Khan, Munawar Hayat, Mohammed Bennamoun, Ferdous A Sohel, and Roberto Togneri. 2017. Cost-sensitive learning of deep feature representations from imbalanced data. *IEEE transactions on neural networks and learning systems* 29, 8 (2017), 3573–3587.
- [20] Thomas N Kipf and Max Welling. 2016. Semi-supervised classification with graph convolutional networks. *arXiv preprint arXiv:1609.02907* (2016).
- [21] Srikanth Kumar, Xikun Zhang, and Jure Leskovec. 2019. Predicting dynamic embedding trajectory in temporal interaction networks. In *Proceedings of the 25th ACM SIGKDD international conference on knowledge discovery & data mining*. 1269–1278.
- [22] Jundong Li, Harsh Dani, Xia Hu, and Huan Liu. 2017. Radar: Residual Analysis for Anomaly Detection in Attributed Networks. In *IJCAI*. 2152–2158.
- [23] Hanxiao Liu, Karen Simonyan, and Yiming Yang. 2018. Darts: Differentiable architecture search. *arXiv preprint arXiv:1806.09055* (2018).
- [24] Kay Liu, Yingdong Dou, Yue Zhao, Xueying Ding, Xiyang Hu, Ruitong Zhang, Kaize Ding, Canyu Chen, Hao Peng, Kai Shu, et al. 2022. BOND: Benchmarking Unsupervised Outlier Node Detection on Static Attributed Graphs. In *Thirty-sixth Conference on Neural Information Processing Systems Datasets and Benchmarks Track*.
- [25] Kay Liu, Yingdong Dou, Yue Zhao, Xueying Ding, Xiyang Hu, Ruitong Zhang, Kaize Ding, Canyu Chen, Hao Peng, Kai Shu, et al. 2022. PyGO5: A Python Library for Graph Outlier Detection. *arXiv preprint arXiv:2204.12095* (2022).
- [26] Xiao Liu, Fanjin Zhang, Zhenyu Hou, Li Mian, Zhaoyu Wang, Jing Zhang, and Jie Tang. 2021. Self-supervised learning: Generative or contrastive. *IEEE Transactions on Knowledge and Data Engineering* (2021).
- [27] Yixin Liu, Ming Jin, Shirui Pan, Chuan Zhou, Yu Zheng, Feng Xia, and Philip Yu. 2022. Graph self-supervised learning: A survey. *IEEE Transactions on Knowledge and Data Engineering* (2022).
- [28] Yixin Liu, Zhao Li, Shirui Pan, Chen Gong, Chuan Zhou, and George Karypis. 2021. Anomaly detection on attributed networks via contrastive self-supervised learning. *IEEE transactions on neural networks and learning systems* 33, 6 (2021), 2378–2392.
- [29] Zhiwei Liu, Yingdong Dou, Philip S Yu, Yutong Deng, and Hao Peng. 2020. Alleviating the inconsistency problem of applying graph neural network to fraud detection. In *Proceedings of the 43rd international ACM SIGIR conference on research and development in information retrieval*. 1569–1572.
- [30] Zemin Liu, Yuan Fang, Chenghao Liu, and Steven CH Hoi. 2021. Relative and absolute location embedding for few-shot node classification on graph. In *Proceedings of the AAAI Conference on Artificial Intelligence*, Vol. 35. 4267–4275.
- [31] Xiaoxiao Ma, Jia Wu, Shan Xue, Jian Yang, Chuan Zhou, Quan Z Sheng, Hui Xiong, and Leman Akoglu. 2021. A comprehensive survey on graph anomaly detection with deep learning. *IEEE Transactions on Knowledge and Data Engineering* (2021).
- [32] Julian John McAuley and Jure Leskovec. 2013. From amateurs to connoisseurs: modeling the evolution of user expertise through online reviews. In *Proceedings of the 22nd international conference on World Wide Web*. 897–908.
- [33] Maximilian Nickel, Kevin Murphy, Volker Tresp, and Evgeniy Gabrilovich. 2015. A review of relational machine learning for knowledge graphs. *Proc. IEEE* 104, 1 (2015), 11–33.
- [34] Guansong Pang, Longbing Cao, Ling Chen, and Huan Liu. 2018. Learning representations of ultrahigh-dimensional data for random distance-based outlier detection. In *Proceedings of the 24th ACM SIGKDD international conference on knowledge discovery & data mining*. 2041–2050.
- [35] Guansong Pang, Chunhua Shen, and Anton van den Hengel. 2019. Deep anomaly detection with deviation networks. In *Proceedings of the 25th ACM SIGKDD international conference on knowledge discovery & data mining*. 353–362.
- [36] Zhen Peng, Minnan Luo, Jundong Li, Huan Liu, and Qinghua Zheng. 2018. ANOMALOUS: A Joint Modeling Approach for Anomaly Detection on Attributed Networks. In *IJCAI*. 3513–3519.
- [37] James W Pennebaker, Martha E Francis, and Roger J Booth. 2001. Linguistic inquiry and word count: LIWC 2001. *Mahway: Lawrence Erlbaum Associates* 71, 2001 (2001), 2001.
- [38] Shebuti Rayana and Leman Akoglu. 2015. Collective opinion spam detection: Bridging review networks and metadata. In *Proceedings of the 21th acm sigkdd international conference on knowledge discovery and data mining*. 985–994.
- [39] Rafat Samrin and D Vasumathi. 2017. Review on anomaly based network intrusion detection system. In *2017 International Conference on Electrical, Electronics, Communication, Computer, and Optimization Techniques (ICEECOT)*. IEEE, 141–147.
- [40] Prithviraj Sen, Galileo Namata, Mustafa Bilgic, Lise Getoor, Brian Galligher, and Tina Eliassi-Rad. 2008. Collective classification in network data. *AI magazine* 29, 3 (2008), 93–93.
- [41] Oleksandr Shchur, Maximilian Mumme, Aleksandar Bojchevski, and Stephan Günnemann. 2018. Pitfalls of graph neural network evaluation. *arXiv preprint arXiv:1811.05868* (2018).
- [42] Jun Shu, Qi Xie, Lixuan Yi, Qian Zhao, Sanping Zhou, Zongben Xu, and Deyu Meng. 2019. Meta-weight-net: Learning an explicit mapping for sample weighting. *Advances in neural information processing systems* 32 (2019).
- [43] David B Skillicorn. 2007. Detecting anomalies in graphs. In *2007 IEEE Intelligence and Security Informatics*. IEEE, 209–216.
- [44] Richard S Sutton and Andrew G Barto. 2018. *Reinforcement learning: An introduction*. MIT press.
- [45] Damian Szklarczyk, Andrea Franceschini, Stefan Wyder, Kristoffer Forslund, Davide Heller, Jaime Huerta-Cepas, Milan Simonovic, Alexander Roth, Alberto Santos, Kalliopi P Tsafou, et al. 2015. STRING v10: protein–protein interaction networks, integrated over the tree of life. *Nucleic acids research* 43, D1 (2015), D447–D452.
- [46] Igor V Tetko, David J Livingstone, and Alexander I Luik. 1995. Neural network studies. 1. Comparison of overfitting and overtraining. *Journal of chemical information and computer sciences* 35, 5 (1995), 826–833.
- [47] Daixin Wang, Jianbin Lin, Peng Cui, Quanhuai Jia, Zhen Wang, Yanming Fang, Quan Yu, Jun Zhou, Shuang Yang, and Yuan Qi. 2019. A semi-supervised graph attentive network for financial fraud detection. In *2019 IEEE International Conference on Data Mining (ICDM)*. IEEE, 598–607.
- [48] Xuhong Wang, Baihong Jin, Ying Du, Ping Cui, Yingshui Tan, and Yupu Yang. 2021. One-class graph neural networks for anomaly detection in attributed networks. *Neural computing and applications* 33, 18 (2021), 12073–12085.
- [49] Yanling Wang, Jing Zhang, Shasha Guo, Hongzhi Yin, Cuiping Li, and Hong Chen. 2021. Decoupling representation learning and classification for gnn-based anomaly detection. In *Proceedings of the 44th international ACM SIGIR conference*

- on research and development in information retrieval. 1239–1248.
- [50] Zonghan Wu, Shirui Pan, Fengwen Chen, Guodong Long, Chengqi Zhang, and S Yu Philip. 2020. A comprehensive survey on graph neural networks. *IEEE transactions on neural networks and learning systems* 32, 1 (2020), 4–24.
- [51] Mengzhou Xia, Guoqing Zheng, Subhabrata Mukherjee, Milad Shokouhi, Graham Neubig, and Ahmed Hassan Awadallah. 2021. MetaXL: Meta representation transformation for low-resource cross-lingual learning. *arXiv preprint arXiv:2104.07908* (2021).
- [52] Zhiming Xu, Xiao Huang, Yue Zhao, Yushun Dong, and Jundong Li. 2022. Contrastive attributed network anomaly detection with data augmentation. In *Advances in Knowledge Discovery and Data Mining: 26th Pacific-Asia Conference, PAKDD 2022, Chengdu, China, May 16–19, 2022, Proceedings, Part II*. Springer, 444–457.
- [53] Huaxiu Yao, Chuxu Zhang, Ying Wei, Meng Jiang, Suhang Wang, Junzhou Huang, Nitish Chawla, and Zhenhui Li. 2020. Graph few-shot learning via knowledge transfer. In *Proceedings of the AAAI Conference on Artificial Intelligence*, Vol. 34. 6656–6663.
- [54] Xu Yuan, Na Zhou, Shuo Yu, Huafei Huang, Zhikui Chen, and Feng Xia. 2021. Higher-order structure based anomaly detection on attributed networks. In *2021 IEEE International Conference on Big Data (Big Data)*. IEEE, 2691–2700.
- [55] Tong Zhao, Chuchen Deng, Kaifeng Yu, Tianwen Jiang, Daheng Wang, and Meng Jiang. 2020. Error-bounded graph anomaly loss for gnns. In *Proceedings of the 29th ACM International Conference on Information & Knowledge Management*. 1873–1882.
- [56] Guoqing Zheng, Ahmed Hassan Awadallah, and Susan Dumais. 2021. Meta label correction for noisy label learning. In *Proceedings of the AAAI Conference on Artificial Intelligence*, Vol. 35. 11053–11061.
- [57] Yu Zheng, Ming Jin, Yixin Liu, Lianhua Chi, Khoa T Phan, Shirui Pan, and Yi-Ping Phoebe Chen. 2022. From Unsupervised to Few-shot Graph Anomaly Detection: A Multi-scale Contrastive Learning Approach. *arXiv preprint arXiv:2202.05525* (2022).
- [58] Fan Zhou, Chengtai Cao, Kumpeng Zhang, Goce Trajcevski, Ting Zhong, and Ji Geng. 2019. Meta-gnn: On few-shot node classification in graph meta-learning. In *Proceedings of the 28th ACM International Conference on Information and Knowledge Management*. 2357–2360.