

MRITTIKA CHAKRABORTY  
WREETBHAS PAL  
SANGHAMITRA BANDYOPADHYAY, FIEEE  
UJJWAL MAULIK\*, FIEEE

## A SURVEY ON MULTI-OBJECTIVE BASED PARAMETER OPTIMIZATION FOR DEEP LEARNING

**Abstract** *Deep learning models form one of the most powerful machine learning models for the extraction of important features. Most of the designs of deep neural models, i.e., the initialization of parameters, are still manually tuned. Hence, obtaining a model with high performance is exceedingly time-consuming and occasionally impossible. Optimizing the parameters of the deep networks, therefore, requires improved optimization algorithms with high convergence rates. The single objective-based optimization methods generally used are mostly time-consuming and do not guarantee optimum performance in all cases. Mathematical optimization problems containing multiple objective functions that must be optimized simultaneously fall under the category of multi-objective optimization sometimes referred to as Pareto optimization. Multi-objective optimization problems form one of the alternatives yet useful options for parameter optimization. However, this domain is a bit less explored. In this survey, we focus on exploring the effectiveness of multi-objective optimization strategies for parameter optimization in conjunction with deep neural networks. The case studies used in this study focus on how the two methods are combined to provide valuable insights into the generation of predictions and analysis in multiple applications.*

**Keywords** deep learning; multi-objective optimization; parameter optimization; neural networks

## 1. Introduction

Deep learning [46] is a particular kind of machine learning using artificial neural networks and motivated by the idea of information processing in biological systems. Deep learning helps in classification, detection, segmentation, etc. Deep neural networks (DNNs) are made up of several layers of interconnected nodes, and they learn to perform tasks through the adjustment of the network's parameters.

Hyperparameters of DNNs include the number of layers, the number of neurons in each layer, the activation functions, the learning rate, the optimizer, the loss function, and the batch size, among others. These hyperparameters need to be set up manually. Therefore, developing a deep learning model for various types of problems is a complex task that requires significant effort, as numerous parameters require to be fine-tuned. Typically, these models are developed using the knowledge of skilled experts. However, over the past few years, there is a surge in research for designing deep learning architectures using optimization techniques. Initially, optimization methods such as grid search [4], random search [6], and Bayesian optimization [72] were used for parameter optimization. Along with these techniques, single-objective optimization algorithms have also been employed to achieve high levels of classification accuracy [86, 97, 74, 51, 87, 50, 64, 54]. Since optimization of more than one objective is needed, multi-objective optimization methods were introduced. For instance, the objective could be to obtain the maximum accuracy with the least parameters or to do so in the least amount of time [52, 38, 55, 44].

The method of optimization involves determining the optimal or best solution, which can be done by searching for maximum or minimum values, using single or multiple objectives. When a problem has more than one objective, it is known as Multi-Objective Optimization (MOO). MOO has many applications in the real world, including mechanics, politics, finance, and economics. For example, in the field of mechanics [43, 18], MOO can be used to minimize the total cost of tube heat exchangers and shells, including annual energy expenditure and capital investment while reducing the heat exchanger's length using a genetic algorithm (GA) [59]. MOO algorithms are designed to find optimal values for variables such as baffle spacing, outer diameter, and outer tube diameter. In politics [34], MOO can be used to figure out important players who gain from political campaigns, while in finance [37, 76, 90, 102], it can be used to spot noteworthy technical analysis trends in time series of financial data. Advancements in the field of biotechnology have also been cited in [58]. Here, MOO has been applied to optimize the fisheries bio-economic model by minimizing waste, maintaining quota shares, and maximizing profits.

There are different settlement methods used for solving MOO problems. One of these methods is the global criterion method [63], which aims to transform multiple optimization problems into a single optimization problem by reducing the gap between several reference points and feasible solutions. Another method is the weighted-sum method [14, 20, 45, 61, 62, 69, 91], which combines all the problems into a single problem using a weighted vector. However, choosing the weights for problems with

different magnitudes can be challenging and lead to bias. In cases where the plural problem being optimized is not convex, the  $\epsilon$ -constraint method [35] is utilized. This approach optimizes one problem while transforming other problems into constraints or restrictions.

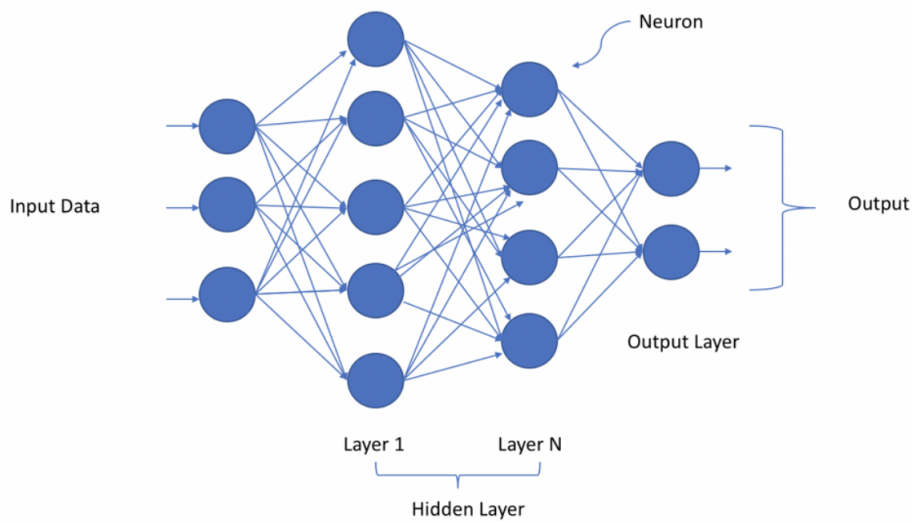
The lexicographic method [25] is used to optimize objectives by prioritizing their order of importance. Each objective is optimized individually, starting with the most vital goal. If there is only one solution returned, it is considered the best solution. If not, optimization continues on the next objective under new restrictions based on the solution from the first objective. The goal programming method [9, 10, 11, 65, 39, 85] involves determining the objective function's ambition level to be achieved. Multi-objective evolutionary algorithms (MOEAs) [67, 8] are stochastic optimization techniques used to find optimal Pareto solutions. Most of the time, MOEAs use dominance relationships in their actions, and their optimization mechanism is similar to that of evolutionary algorithms. MOEAs can also apply conventional support techniques such as niching due to the existence of objective space. Various MOO settlement methods have been reviewed, which involve solving complex equations.

In this paper, survey work is done on multi-objective based parameter optimization for deep learning focused on various applications like healthcare, language processing, machinery, and others.

## 2. Deep Learning

Deep learning is a particular kind of machine learning that utilizes artificial neural networks (ANNs) [36, 41, 99] with multiple layers, also known as deep neural networks (DNNs) [48, 80, 47, 78]. These networks are designed to model and process non-linear relationships, taking inspiration from the anatomy and physiology of the human brain. They are capable of learning from vast amounts of data in an unsupervised or semi-supervised manner. The layering of neurons makes up a DNN in its compacted form, where the neurons resemble those found in the brain and connections between them. These neurons receive input, process it, and pass on signals to other neurons, forming a sophisticated network that improves with experience. The given diagram Figure. 1 illustrates a deep neural network (DNN), made up of several layers ('N' layered) of artificial neurons. As it can be seen in Figure. 1, the first layer's neurons process the input data, which is then passed onto the following layer, and so on until the final output is produced. One or more neurons may be present in each layer, and these neurons compute an extremely tiny function called the activation function. If the incoming neurons' result exceeds a certain cutoff, the output is forwarded to the next connected neuron. There is a weight associated with the connection between two neurons in successive layers that shows the effect of the input on the output. These weights are iteratively changed during model training to discover the best way to predict the desired outcome. The logical building blocks of a neural network include a neuron, layer, weight, input, output, activation function, and

a learning mechanism (optimizer) that helps the neural network gradually change the weights for better prediction of the outcome. Deep learning employs several architectures, including feedforward neural networks (FNNs) [5], convolutional neural networks (CNNs) [70], and recurrent neural networks (RNNs) [60]. FNNs follow a simple linear information flow through the network and have been employed in natural language processing, spoken word identification, and picture classification. CNNs are specialized FNNs designed specifically for image and video recognition, capable of automatically learning image features and useful for object identifying, picture classifying, and image segmentation tasks [26]. RNNs are ideal for processing sequential data, like time series and natural language, and can maintain an internal state that captures information about previous inputs, making them well-suited for tasks such as speech recognition, natural language processing, and language translation.



**Figure 1.** A Deep Neural Network with ‘N’ hidden layers

### 3. Multi-Objective Optimization(MOO) Methods

Single-objective (SO) optimization as in [29, 1, 79] refers to the method of searching for the optimal solution that maximizes or minimizes a single objective function. Although this kind of optimization is a helpful tool for giving decision-makers an understanding of the issue, it frequently does not offer alternate solutions that balance various goals. Instead, it lumps all objectives into one.

The Multi-objective optimization (MOO) as suggested by Guantara et.al in [30] is a process of finding optimal solutions for more than one desired goal. MOO is a

useful technique in optimization because it simplifies the problem by not requiring complicated equations. In MOO, decision-making involves a balancing act between various opposing issues. The concept of MOO was created by Vilfredo Pareto in 1896 [95], and it involves the objective function vector, where each vector is the solution vector function. There is not a single optimum solution in MOO for all objectives, but they need to be evaluated for trade-offs.

The MOO problem mathematical equation can be stated as follows, [22]:

$$\begin{aligned} \mathit{min/max} \quad & f_1(x), f_2(x), \dots, f_n(x) \\ \mathit{subject\ to} \quad & : x \in \cup; \end{aligned} \tag{1}$$

where ‘ $x$ ’, ‘ $n$ ’,  $\cup$ ,  $f_n(x)$ , and ‘ $\mathit{min/max}$ ’ denotes a solution, the number of objective functions, feasible set,  $n^{\text{th}}$  objective function, and combined object operations respectively.

A decision variable solution vector and a multi-dimensional objective function vector both have spaces in MOO. There is a corresponding point in the space of the objective function for each solution in the space of the decision variable. The relationship between the two spaces is depicted in Figure. 2 as in [17].

The convexity of the spaces of solution and objective function are important in choosing which algorithm will be employed to solve the problem. If all objective functions and solution regions are convex, MOO problems are considered convex. If the objective function satisfies the equation 2, then it is convex [7]:

$$f(\theta x + (1 - \theta)y) \leq \theta f(x) + (1 - \theta)f(y), \tag{2}$$

with the value 1 and  $f$  in the  $x, y$  domain. For a better understanding of equation 2, it can be deduced that the  $f$  graph lies above the line joining  $(x, f(x))$  and  $(y, f(y))$  from  $x$  to  $y$ . as shown in Figure. 3. There are two different categories of MOO problem solutions, namely the Pareto method and the Scalarization method [16]. The Pareto method is employed when the targeted outcomes and performance measures are distinct and get balanced, which is presented in Pareto optimal front (POF) form. On the other hand, the Scalarization method involves using the performance measures to form a scalar function which incorporates the fitness function [31]. Both methods are explained in the following section.

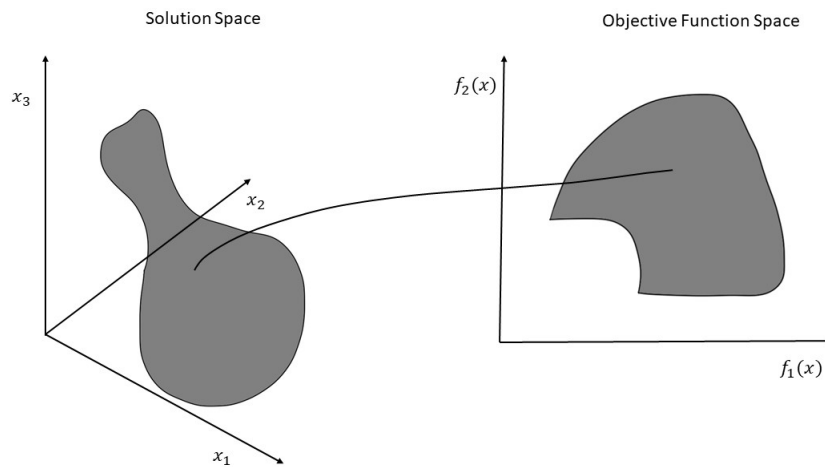
### 3.1. Pareto Method

The following is a Pareto-based mathematical equation for the MOO problem [23]:


$$\begin{aligned}
f_{1,opt} &= \min f_1(x) \\
f_{2,opt} &= \min f_2(x) \\
&\quad \cdot \\
&\quad \cdot \\
f_{n,opt} &= \min f_n(x)
\end{aligned} \tag{3}$$

During optimization, the Pareto technique maintains the components of the solution vectors apart (independent), and the idea of dominance is used to distinguish between dominated and non-dominated solutions. In MOO, the dominant solution and optimal value are often reached when one objective function cannot be increased without decreasing the other objective function. This state is known as Pareto optimality. Pareto optimum solution is the name given to the collection of ideal solutions in MOO. A non-dominated solution, often known as Pareto efficient, is a concept in mathematics. Non-Pareto optimum solutions are those in which one objective function can be increased in such a way so that other's objective function is not affected. This answer is referred to as the dominating solution (worse). Once a Pareto optimal solution is obtained, it can be solved mathematically [23]. This approach requires taking notice of a number of terms in the Pareto optimum solution. These are the terms:

- (a) **Anchor Point:** Through the use of an objective function, anchor points can be found.
- (b) **Utopia Point:** The meeting point of the maximum/minimum value of one objective function with the maximum/minimum value of another objective function yields the Utopia point.



**Figure 2.** Mapping between spaces of solution and objective function [30]



**Figure 3.** Convex function [30]

A Pareto optimum front (POF) on a two-dimensional surface can illustrate the optimization with two objective functions and the non-dominated solution [12]. Consider minimizing  $f_1(x)$  and  $f_2(x)$  objective functions. Figure. 4 shows the dominated solution (p7, p8,..., p21) and the non-dominated solution (p1, p2, p3, p4, p5, and p6) [32, 73]. As shown in Figure. 5 under curves (a), (b), and (c), respectively, the POF may also exist in three distinct combinations for minimizing  $f_1(x)$  and maximizing  $f_2(x)$ , maximizing  $f_1(x)$  and minimizing  $f_2(x)$ , and maximizing both  $f_1(x)$  and  $f_2(x)$ . The Pareto optimum solutions' solution sites are depicted in Figure. 4 however. Dominated solutions and non-dominated solutions can be found through the comparison of two solution points for all solution points. For example, the p3 solution is said to be dominant over the p9 solution if the following two conditions are satisfied [17]:

- (a) For all objective functions, the p3 solution is not significantly worse than the p9 solution.
- (b) In terms of one or more than one objective function, the p3 solution triumphs over the p9 solution.

Once the Utopia point has been identified, the shortest Euclidean distance may be used to estimate the POF's ideal value [71]. The POF form in three-dimensional space can be used to express non-dominated solutions for three objective functions. The non-dominated solutions, however, cannot be seen in the POF if the optimization comprises more than three objective functions [73]. Use the Continuously Updated approach to look for non-dominated solutions. The quest for non-dominated solutions is ongoing with this strategy. The Continuously Updated technique can [17]:

- (a) The path chosen for the start is not dominated by  $P' = 1$ . Put counter  $i$  to 2.
- (b) Put  $j = 1$ .
- (c) In order to find a solution that is more dominant, solutions  $i$  and  $j$  from  $P'$  were compared.
- (d) If solution  $i$  outperforms solution  $j$ , then remove the number of  $-j$  from  $P'$ . If  $j$  is smaller than  $P'$ , multiply it by one and return to step c. Return to step e if the contrary is true. If member number  $-j$  from  $P'$  dominates member number  $i$ , add one to  $i$  and return to step b.

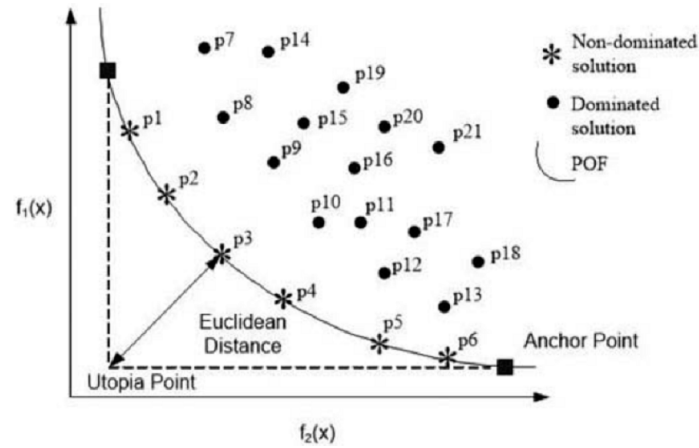


Figure 4. POF of two objective functions (Gunantara, [30])

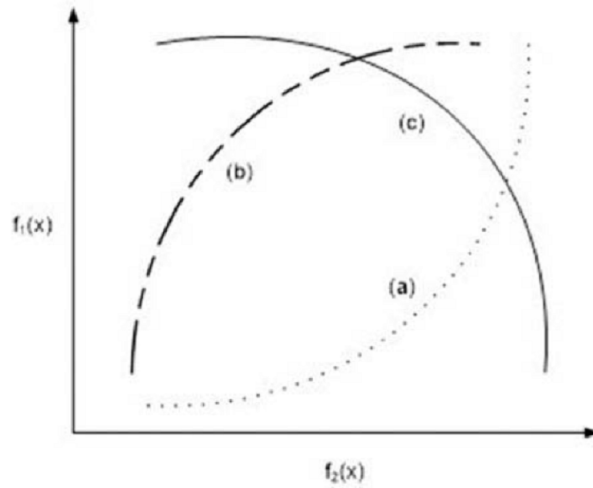


Figure 5. Two other objective functions' POF (Gunantara, [30])

(e) Replace  $P'$  with the answer  $i$  or make  $P' = P'i$ . Add  $i$  with one and return to step b if  $i < N$ , where  $N$  is the number of solutions. If not, the procedure halts and  $P'$  is designated as a non-dominated set. The POF is composed of the non-dominated set. The Utopia point is then found out following the completion of the algorithm Continuously Updated. The ideal value is determined using the Utopia point. The shortest Euclidean distance based on equation 4 may be used to obtain the ideal value [13]. The following equation may be used to get the shortest Euclidean distance between the Utopia point and the POF's points [13].

After the algorithm Continuously Updated is completed, the Utopia point can be



reached. This point can be used to establish the ideal value. Based on equation 4, the shortest Euclidean distance may be determined [13] to get the best value. The equation may be applied to get the shortest Euclidean distance between the Utopia point and the POF's points [13]:

$$d_E = \min \sqrt{\left(\frac{Q_1 - Q_1^*}{Q_{1norm}}\right)^2 + \left(\frac{Q_2 - Q_2^*}{Q_{2norm}}\right)^2} \quad (4)$$

where, (according to Figure. 4 as an example),  $(Q_1^*, Q_2^*)$  are the coordinates for the Utopia point of the objective function  $f_1(x)$  whose minimum value is searched for, and the objective function  $f_2(x)$  which needs the minimum value to be determined,  $(Q_1, Q_2)$  are the point coordinates on the POF, and  $Q_{1norm}; Q_{2norm}$  are normalization point coordinates in the problem areas.  $Q_{1norm}$  and  $Q_{2norm}$  are determined based on the minimum value of  $Q_1$  and the minimum value of  $Q_2$  respectively.

where (using Figure. 4 as an example)  $(Q_1^*, Q_2^*)$  are the point coordinates on the POF,  $(Q_1, Q_2)$  are the normalization point coordinates in the problematic regions, and  $(Q_{1norm}; Q_{2norm})$  are the coordinates for the normalization point in the Utopia points of the objective function  $f_1(x)$  whose minimum value is sought after. Based on the minimal values of  $Q_1$  and  $Q_2$ , respectively,  $Q_{1norm}$  and  $Q_{2norm}$  are calculated.

### 3.2. Scalarization method

The multi-objective function generates a single solution using the scalarization technique. Before the optimization process, the weight is chosen. This approach integrates multiple objective functions into a scalar fitness function using an equation as follows [68]:

$$F(x) = w_1 f_1(x) + w_2 f_2(x) + \dots + w_n f_n(x) \quad (5)$$

An objective function weight can determine the fitness function solution and can show the performance priority [21]. The weight assigned to each objective function in a scalar fitness function determines the priority of each function in the solution. When an objective function is given a higher weight, it gets greater priority when compared to items of lesser weight. There are three ways to determine the scalarization weight: equal weights, ROC weights, and RS weights [27]. Equal weights can be calculated by using the equation as follows [15]:

$$w_i = \frac{1}{n} \quad (6)$$

where  $i = 1, 2, 3, \dots, n$ ; given  $n$  is the number of objective functions. For ranking different criterion, rank-order centroid (ROC) weights are computed using the equation as in [24]:

$$w_i = \frac{1}{n} \sum_{k=i}^n \frac{1}{k} \quad (7)$$

Each criterion is given a proportionate weight using rank-sum (RS) weights. The equation below can be used to calculate RS weights [24]:

$$w_i = \frac{2(n+1-i)}{n(n+1)} \quad (8)$$

In this technique, minimizing function and maximizing function are marked as negative and positive respectively. To make objective functions fair in the scalarization method, it is important to normalize them using the root mean square [33]. For the three objective functions, a scalarization example is given below:

$$F(x) = -\frac{w_1 f_1(x)}{\sqrt{E(f_1^2(x))}} + \frac{w_2 f_2(x)}{\sqrt{E(f_2^2(x))}} - \frac{w_3 f_3(x)}{\sqrt{E(f_3^2(x))}} \quad (9)$$

where  $F(x)$  is the fitness function,  $f_1(x)$ ,  $f_2(x)$ ,  $f_3(x)$  for objective functions 1, 2, 3 respectively and  $w_1$ ,  $w_2$ ,  $w_3$  are the corresponding weights. In MOO, for checking the overall solution, the exhaustive method is used to determine the optimal value. Certain algorithms (such as ant colony optimization, particle swarm optimization (PSO), and meta-heuristic algorithms like GA, etc.) can determine the optimal value, to assist in the optimal solution finding process for a large solution.

#### 4. Some recent works of deep learning methods with MOO based parameter optimization

In this section, we provide a summary of the various works of literature as case studies. The deep learning methods and the corresponding frameworks using MOO strategies have been classified in Figure. 6. The following sections provide an overview of all the methods discussed. We have surveyed about twenty three papers obtained from mainly two major sources, including Google Scholar and Scopus, in the year 2016 to 2022. We have filtered the commonly appearing works in both search spaces based on the following keywords: The primary keywords used were: *deep learning, neural networks, multi-objective optimization, and parameter optimization*. We have classified the models using single-model architectures, followed by ensemble and surrogate models. It contains the key features and the applications of the methods, sorted chronologically.

##### 4.1. Single Models based Architectures

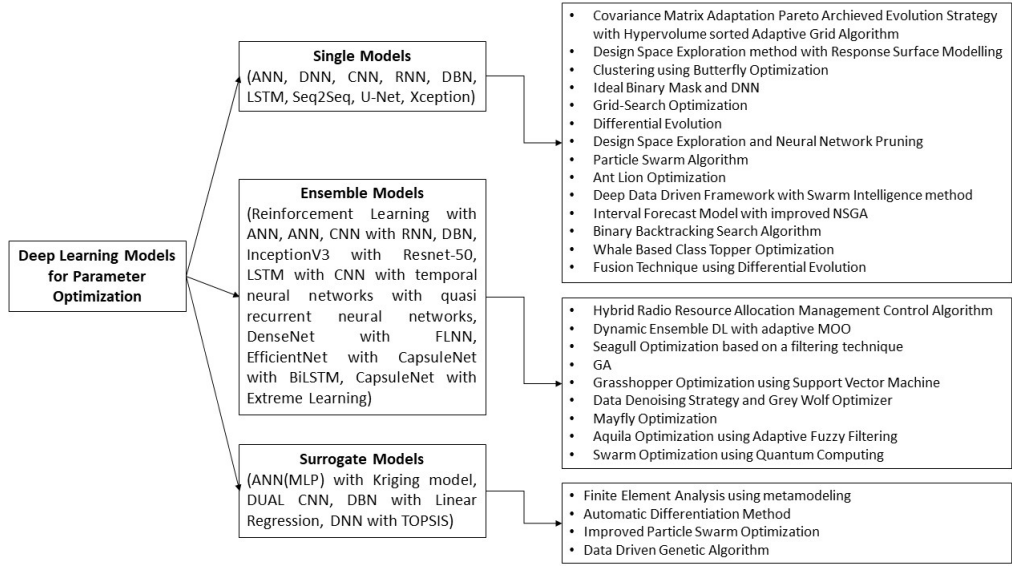
In this section, the stand alone DNN architectures using MOO based are provided in Table. 1 followed by two of the detailed discussion of few of the methods.

###### 4.1.1. Multi-Objective based Differential Optimization for CNN models:

The manual tuning of the parameters forms one of the drawbacks for CNN models in achieving high performance. MODE-CNN [40] focuses on CNN-based optimization of parameters using the multi-objective differential evolution (MODE) algorithm. This

**Table 1**  
Single DNN Model based frameworks

Year	Algorithm/Model	Key Features	Application
2016	Design Space Exploration method with Response Surface [82]	<ul style="list-style-type: none"> <li>- Uses optimization for low-power mobile and embedded areas.</li> <li>- Reduces number of training computations</li> </ul>	- Used in image processing applications
2017	Multi-objective Evolution of ANN for Medical Diagnosis [81]	<ul style="list-style-type: none"> <li>- Includes Covariance Matrix Adaptation's exploration of the problem space</li> <li>- Converges in the direction of true Pareto-optimal front</li> </ul>	- Used for classification of fetal cardiotocograms
2017	Deep Learning and Multi-Objective Learning with Speech Enhancement [98]	<ul style="list-style-type: none"> <li>- incorporates learned characteristics, such as the ideal binary mask (IBM) and mel-frequency cepstral coefficients (MFCCs), into the original DNN via an auxiliary structure</li> </ul>	- Used for speech enhancement by reducing speech distortions especially at high SNR frequency units
2019	Traffic flow forecasting using Deep Belief Network and Multi-Objective Particle Swarm algorithm [49]	<ul style="list-style-type: none"> <li>- Uses feature detectors to extract complex features of traffic flow</li> </ul>	<ul style="list-style-type: none"> <li>- Helps in planning better traffic operations</li> <li>- Suggests travelers to select convenient travelling routes</li> </ul>
2019	Combustion system based deep data-driven models and multi-objective optimization[88]	<ul style="list-style-type: none"> <li>- Deep Belief Network used</li> </ul>	<ul style="list-style-type: none"> <li>- Increase energy efficiency and reduce emissions by optimizing operations</li> <li>- Combustion efficiency and NOx emission predictions accurately</li> </ul>
2020	Optimization framework in Embedded Systems [53]	<ul style="list-style-type: none"> <li>- Exploits a constrained design space driven by complex architecture</li> </ul>	- Useful for embedded systems, where memory and energy resources are constrained
2021	MOO Chaotic Butterfly Optimization with DNN [2]	<ul style="list-style-type: none"> <li>- Energy Efficient Particle Swarm Optimization (PSO) based Clustering is used.</li> </ul>	- Used to cluster healthcare IOT devices and diagnose disease using collected EHR
2021	Multi-Objective based Differential Optimization for CNN models (MODE-CNN) [40]	<ul style="list-style-type: none"> <li>- Achieves minimum segmentation loss with shortest test time</li> </ul>	- Analysis of medical images like segmentation and classification
2021	Multi-objective based wind forecast model using LSTM model [101]	<ul style="list-style-type: none"> <li>- Uses a lower and upperbound estimation method to construct Prediction Intervals (PIs)</li> <li>- NSGA is improved by competitive learning mechanism</li> </ul>	<ul style="list-style-type: none"> <li>- Constructs prediction intervals for wind power</li> <li>- LSTM based time series feature of wind generation</li> </ul>
2022	MOO using Grid Search Optimization with DNN [66]	<ul style="list-style-type: none"> <li>- Combines Data Missing Care Framework and Grid-Search optimization</li> <li>- Tunes assessments on ANN, CNN and RNN.</li> </ul>	<ul style="list-style-type: none"> <li>- Problem of large missing data in medical datasets addressed</li> <li>- Energy management, environment, and medicine</li> </ul>
2022	Wind speed forecasting based Deep learning with Multi-Objective Parameter Optimization [56]	<ul style="list-style-type: none"> <li>- Effective multi-objective binary backtracking search algorithm (MOBBSA) is employed</li> <li>- Hybrid time series decomposition (HTD) used for feature extraction</li> <li>- Advanced Sequence-to-Sequence (Seq2Seq) used for final predictions</li> </ul>	- Real-world wind speed forecasting



**Figure 6.** Classification of Deep Learning Model based MOO methods

is mainly developed for image analysis in the healthcare domain. The accuracy of the model is regulated by the three parameters, which include: patch accuracy, general stride, and neighbor distance. Segmentation loss  $SL$  is calculated by :

$$SL = \left(1 - \frac{1}{m} \sum_{i=1}^m \frac{1}{a} \sum_{j=1}^a (IoU)_j\right) \quad (10)$$

where  $IoU$  is the ratio of the total number of pixels in the image to the number of pixels where the item estimated using ground truth intersects,  $a$  is the total count of objects in the image,  $m$  is the total number of images, and  $a$  is the total count of objects in the image.

Following is the algorithm provided.

---

**Algorithm** of MODE-CNN

---

- 1: MODE-CNN initial values are created
  - 2: Appropriate values of general stride (ST), neighbour distance(DIS) and patch accuracy (PAC) with MODE-CNN are created
  - 3: Segmentation error and test time with CNN-based method are found out
  - 4: **if** the desired iteration has been reached **then**
  - 5:     **return** ST, DIS and PAC values
  - 6: **else**
  - 7:     **go to** 2
  - 8: **end if**
-

**Characteristics:**

- The score for every individual in a population is calculated using the crowding distance and Pareto front numbers.
- Roulette wheel selection technique is used for parent selection, which in turn helps to achieve fast convergence.
- Minimum segmentation loss and minimal test time have been achieved based on the above mentioned parameters using this algorithm.
- Optimization using this algorithm is achieved in fewer iterations.
- It was demonstrated to be a robust and competitive algorithm when compared with other popular multi-objective optimization algorithms like NSGA-II, MODE, and others.

**4.1.2. MOO Chaotic Butterfly Optimization with DNN:**

To perform clustering for diagnosing diseases, the MOO based Chaotic Butterfly Optimisation Algorithm with Deep Neural Network (MOCBOA-DNN) technique was developed [2]. Firstly, a fitness function is used to choose the best set of cluster heads (CHs) and arrange clusters while clustering the IoT medical devices. Secondly, the cloud server receives the gathered medical data for further analysis. The healthcare data is then analysed by the DNN model to determine whether a condition really exists.

Following is the Butterfly Optimization Algorithm used in the finding of clusters for the IOT devices. The fragrance  $f$  estimate for the can be written as in equation 11 where,  $c$  is the sensory modality,  $I$  is the intensity of stimuli, and  $\beta$  is the power exponent value. These parameters play a significant role where  $\beta$  varies between 0 and 1. The value 1 denotes that the neighboring butterfly can sense full fragrance. In an ideal environment, there is no absorption of fragrance.

$$f = cI^\beta \quad (11)$$

The global search where the butterflies move towards the best butterfly can be defined as in Eq. 12 where  $g^*$  is the overall highest value obtained among all solutions in the current iteration, and  $r$  is a generated random number.

$$y_i^{t+1} = y_i^t + (r^2 \times g^* - y_i^t) \times f \quad (12)$$

**Characteristics:**

- Using gathered healthcare data, the MOCBOA-DNN technique may cluster IoT devices for healthcare and diagnose diseases, which can lead to more efficient and effective healthcare management systems.
- The best set of cluster heads is chosen using a fitness function for the clustering of IoT medical devices.
- The collected healthcare data present in the cloud storage is analyzed further to check for the presence of any disease.

---

**Algorithm** of BOA

---

```
1: Generate a population of  $n$  butterflies  $y_i = (i = 1, 2, \dots, n)$ .
2: Initialize Sensor modality  $c$ , Switch probabilities  $p$ , and Power exponents  $\beta$ .
3: while end criteria remains unsatisfied do
4:   for all butterflies  $b_f$  in the population do
5:     Do fragrance estimation as in equation 11
6:     Choose best butterfly based on the best solution ( $g^*$ )
7:   end for
8:   for all butterflies  $b_f$  in the population do
9:     Generate  $r$  between 0 and 1
10:    if  $r < p$  then
11:      Moves the optimum butterfly near best butterfly ( $g^*$ ) as in equation 12.
12:    else
13:      Moves arbitrarily
14:    end if
15:    Evaluate for a novel butterfly
16:    Upgrade the population when optimum is obtained
17:  end for
18:  Upgrade the value of  $c$ 
19:  Assign the best overall solution ( $g^*$ )
20: end while
21: Print the optimum solutions ( $g^*$ )
```

---

- When it comes to a diverse variety of evaluation components, the MOCBOA-DNN technique can outperform other current techniques, indicating its effectiveness.

#### 4.1.3. MOO using Grid-Search Optimization with DNN:

Based on deep-learning optimization models, this framework was created for medical datasets with a high percentage of missing values [66]. The Data Missing Care (DMC) Framework, which addresses the issue of excessive missing data in medical records, is used to increase the model's resilience. By adjusting multiple hyperparameters, ANN (Artificial Neural Network), CNN (Convolutional Neural Network), and Recurrent Neural Networks (RNN) based deep learning algorithms are tuned, and Grid-Search optimization is utilized to create a better deep predictive training model for patients with COVID-19.

Following is the algorithm for resolving the issue of a large amount of missing data in medical databases. In the pre-processing stage, the data is normalized using the following equation 13 where  $p_i$  denotes the original feature value and the minimum and maximum feature values are indicated by  $min(p)$  and  $max(p)$  respectively:

$$p_i^{new} = \frac{p_i^{old} - min(p)}{max(p) - min(p)} \quad (13)$$

**Characteristics:**

---

**Algorithm** of Multi-Objective Deep learning Framework

---

- 1: Data normalized using equation 13
  - 2: Implement ANN, CNN and RNN models
  - 3: Perform hyperparameter tuning using Grid Search Optimization
  - 4: Evaluate prediction results using following:
  - 5:  $Accuracy = \frac{(TP+TN)}{(TP+TN+FP+FN)} * 100$
  - 6:  $Precision = \frac{TP}{(TP+FP)} * 100$
  - 7:  $Recall = \frac{TP}{(TP+FN)}$
  - 8:  $F1\ Score = 2 * \frac{Precision * Recall}{Precision + Recall}$
  - 9: Terminate
- 

- Using the Grid Optimization technique, the deep learning models' hyperparameters were optimized.
- The analysis used the following hyperparameters: the number of layers, neurons, activation function, momentum, loss function, learning rate, batch size, and epochs.
- This method can handle the imbalanced datasets commonly found in medical datasets, and the F1 score is used as the ultimate accuracy measuring metric.
- The RNN model performed best in comparison to the CNN and ANN models.
- This technique may be utilized in future studies in the fields of traffic control, electric power networks, financial companies, and other sectors that work with high-dimensional datasets and need rapid data processing.

**4.1.4. Multi-Objective Evolution of ANN for Medical Diagnosis:**

A selection mechanism based on the hypervolume indicator is combined with a quick approximate algorithm in the Covariance Matrix Adaptation Pareto Achieved Evolution Strategy with Hypervolume Sorted Adaptive Grid Algorithm (CMA-PAES-HAGA) [75] to explore the problem space. With the use of variation operators, CMA-PAES-HAGA is able to converge towards the true Pareto-optimal front, [81] while preserving a diverse population of solutions during the optimization process.

Following is the Covariance Matrix Adaptation Pareto Achieved Evolution Strategy with Hypervolume sorted Adaptive Grid Algorithm.

**Characteristics:**

- This method addresses class imbalance concerns without requiring the prior integration of knowledge particular to the problem.
- In the case of a multi-class classification problem, it takes into account trade-offs between the classification accuracy of each class.
- In the case of a multi-class classification problem, it takes into account trade-offs between the classification accuracy of each class.
- The minority class recognition is also improved without making assumptions about misclassification costs.

---

**Algorithm** of CMA-PAES-HAGA

---

```
1: Generation counter and extreme values vector are initialized
2:  $t \leftarrow 0$ 
3:  $Z \leftarrow (\varepsilon_1 = 0, \varepsilon_2 = 0, \dots, \varepsilon_M = 0)$ 
4: Parent population is initialized, where X contains the solutions in the search space and
   Y contains the vectors of objective values
5: Initialise parent population  $Y, X$ 
6: while not met termination criteria do
7:   for  $j = 1, \dots, \lambda$  do
8:      $X'_j \leftarrow X_j$ 
9:      $X'_j \leftarrow X'_j + \sigma_j \cdot \mathcal{N}(0, C_j)$ 
10:    Check if solution is within bounds
11:    if  $X_i^{(L)} \not\leq X'_{ij} \not\leq X_i^{(U)}$  then
12:      if  $X'_{ij} > X_i^{(U)}$  then
13:         $X'_{ij} = X_i^{(U)}$ 
14:      else
15:         $X'_{ij} = X_i^{(L)}$ 
16:      end if
17:    end if
18:  end for
19:  Evaluate solution
20:   $Y'_j \leftarrow f(X'_j)$ 
21:   $Y^* = Y \cup Y'$ 
22:  Update extreme values
23:  for  $m = 1, \dots, M$  do
24:    if  $Y_{mj}^* > \varepsilon_m$  then
25:       $\varepsilon_m = Y_{mj}^*$ 
26:    end if
27:  end for
28:  Selection routine
29:   $Y, X \leftarrow \text{HypervolumeSortedAGA}(Y^*, Z)$ 
30:  // variation routine
31:  CMAParameterUpdate()
32:   $t \leftarrow t + 1$ 
33: end while
```

---



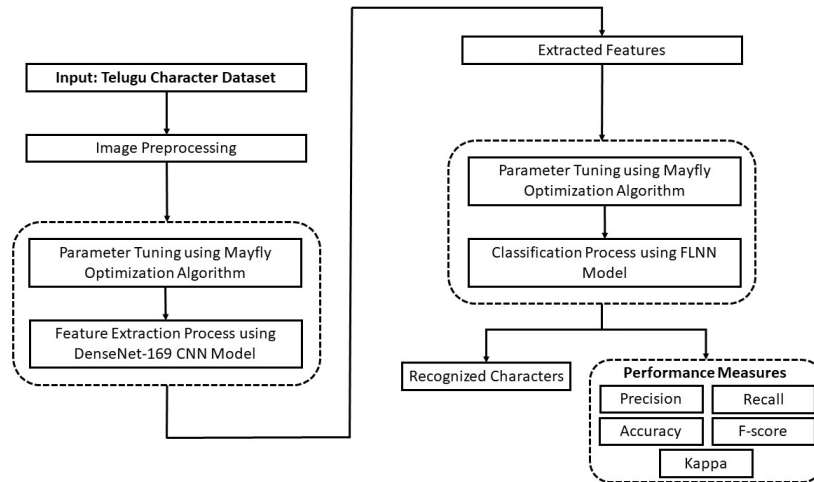
- This also presents the decision-maker with a variety of trained ANNs with trade-offs that are evenly dispersed throughout the Pareto front.

## 4.2. Ensemble Models based Architectures

In this section, we discuss the different ensemble models using MOO based parameter optimization. Table.2 enlists the ensemble methods using MOO based optimization along with the deep learning algorithms in a sequential or integrated form. We discuss some of the methods in detail with their working frameworks and areas of application, while all the other methods are included in the Table.2.

### 4.2.1. Multi-Objective Mayfly Optimization with DenseNet:

As a feature extractor, a DenseNet-169 model is utilized to generate a set of beneficial feature vectors in the Multi-Objective Mayfly Optimisation with Deep Learning (MOMFO-DL) technique, and a Functional Link Neural Network (FLNN) is used for classification to identify and categorize the handwritten characters [84]. The DenseNet model and FLNN model parameters are optimized using the MOMFO method. The overall architecture is shown in Figure. 7. Recognition of handwritten characters has gained prominent attention in recent times due to its wide application in various technologies like providing assistance to visually impaired people, automating the registry of business documents, and others. This particular work focuses on Telugu handwritten character recognition. Following is the algorithm of Mayfly Optimization.



**Figure 7.** Overall Architecture of Proposed Model[84]

#### Characteristics:

- The new MOMFO-DL model attempts to enhance the understanding of handwritten Telugu characters.

**Table 2**  
Ensemble Models based frameworks

Year	Algorithm/Model	Key Features	Application
2019	Ensemble Deep Learning with MOO for prediction of treatment outcomes [93]	<ul style="list-style-type: none"> <li>- Trains with deep perceptron models to handle issues of EHR data</li> <li>- Ensemble strategy with adaptive multi-objective optimization and evidential reasoning (ER) fusion used</li> </ul>	<ul style="list-style-type: none"> <li>- Prediction of treatment risks after radiotherapy for lung cancer</li> <li>- Identifies features like tumor size, regional dose, T staging, N staging through feature importance analysis</li> </ul>
2021	Multi-Objective Ensemble Deep Learning for prognosis of rotating machinery [57]	<ul style="list-style-type: none"> <li>- Monitoring data collected by prognostics and health management (PHM)</li> </ul>	<ul style="list-style-type: none"> <li>- Monitoring data used to calculate Remaining Useful Life (RUL) of mechanical components</li> <li>- Applied in PHM systems using smart sensing techniques and the Internet of Things (IoT)</li> </ul>
2021	Character Recognition based Aquila Optimizer and DNN [83]	<ul style="list-style-type: none"> <li>- Fuzzy filtering technique for image pre-processing</li> <li>- Fusion of DNN models EfficientNet and CapsuleNet for feature extraction</li> <li>- Bi-directional long short-term memory (BiLSTM) model with Aquila optimizer is used</li> </ul>	<ul style="list-style-type: none"> <li>- Character recognition, where handwritten and printed text coexist in the same document</li> <li>- Digitization of historical documents containing Telugu characters.</li> <li>- Accessibility for visually impaired</li> <li>- License plate recognition, signboard recognition, and text translation</li> </ul>
2022	Breast Lesion Assesment using combined DNNs and MOO based Seagull Optimization[77]	<ul style="list-style-type: none"> <li>- Convolutional and Recursive neural networks are combined</li> </ul>	<ul style="list-style-type: none"> <li>- Identification and categorization of breast lesion</li> <li>- Promising tool for disease prediction, diagnosis, screening and treatment</li> </ul>
2022	Multi Objective Grasshopper Optimization Algorithm (MOGOA) [28]	<ul style="list-style-type: none"> <li>-Two pre-trained CNN architecture such as InceptionV3 and ResNet50 were used.</li> </ul>	<ul style="list-style-type: none"> <li>- Classifying the Non-COVID-19, COVID-19, and pneumonia patients using Chest X-ray images</li> </ul>
2022	Short-term wind speed forecasting based on Deep Learning and Multi-objective parameter optimization [92]	<ul style="list-style-type: none"> <li>- Integrates several single-model forecasting results through a weight optimization operator</li> <li>- Able to provide both point prediction and uncertainty forecasting</li> </ul>	<ul style="list-style-type: none"> <li>- Provides accurate and real-time wind power information.</li> <li>- Useful for planning and managing wind power projects</li> <li>- May be applicable in aviation or marine transportation.</li> </ul>
2022	Multi-Objective Mayfly Optimization with DenseNet [84]	<ul style="list-style-type: none"> <li>- Involves DenseNet-169 as a feature extractor.</li> <li>- Uses functional link neural network (FLNN) as a classification model.</li> </ul>	<ul style="list-style-type: none"> <li>- Assistive technologies for visually impaired people</li> <li>- Automated registry for business documents</li> <li>- Real-time handwritten recognition in smartphone environment</li> </ul>
2022	Multi-Objective Quantum Swarm Optimization with DNN [3]	<ul style="list-style-type: none"> <li>- Involves optimized region growing based segmentation.</li> <li>- Involves capsule network (CapsNet) based feature extraction.</li> <li>- Involves extreme learning machine (ELM) based classification.</li> </ul>	<ul style="list-style-type: none"> <li>- Diagnose dystrophinopathies using muscle Magnetic Resonance Imaging (MRI)images</li> </ul>

---

**Algorithm** of Mayfly Optimization

---

```
1: Male and Female Mayfly Population is initialized
2: Upgradation of the Velocities and Solution
3: Upgradation for male mayflies
4: if  $f(b_i) > f(b_{h_i})$  then
5:    $s_i(t+1) = g \cdot s_i(t) + a_1 e^{-\beta r_p^2} [b_{h_i} - b_i(t)] + a_2 e^{-\beta r_q^2} [b_g - b_i(t)]$ 
6: else
7:    $s_i(t+1) = g \cdot s_i(t) + d \cdot r_1$ 
8: end if
9: where,
10:  $f(b_i)$  indicates present fitness value
11:  $f(b_{h_i})$  indicates optimal fitness value in trajectories
12:  $g$  indicates linearly declination of small one from the maximal values
13:  $a_1$ ,  $a_2$  and  $\beta$  are constants used to balance the values
14:  $r_p$  and  $r_q$  denotes parameters used for calculation of Cartesian distance among the
    individuals and their finest global and previous positions in swarm
15:  $d$  is an arbitrary dance coefficients
16:  $r_1$  indicates a random quantity in uniform distributions from [1, 1]
17: Upgradation for female mayflies
18: if  $f(c_i) < f(b_i)$  then
19:    $s_i(t+1) = g \cdot s_i(t) + a_3 e^{-\beta r_{mf}^2} [b_i(t) - c_i(t)]$ 
20: else
21:    $s_i(t) = g \cdot s_i(t) + fl \cdot r_2$ 
22: end if
23: where,
24:  $a_3$  indicates additional constant
25:  $r_m$  indicates Cartesian distance among them
26:  $fl$  is additional arbitrary dance
27:  $r_2$  indicates a random quantity in uniform distributions from [1, 1]
28: Mayflies are ranked
29: Mayflies are mated and Offspring is evaluated
30: Worst Solutions are replaced with Best New One
31: if Met is terminated then
32:   End
33: else
34:   go to 2
35: end if
```

---

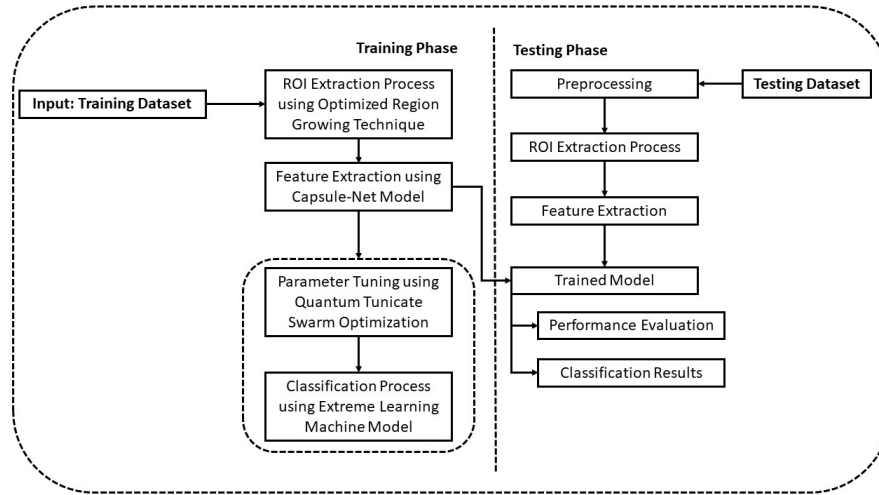
- Pre-processing, feature extraction, classification, and parameter optimization are only a few of the various steps of operations that the model entails.
- Most of this approach's inspiration comes from the behaviour of the mayflies. The functioning of the female and male mayflies is implemented for the optimizations, much like the Swarm optimization connected to the swarm individuals. As a result, the classification process has been improved by the application of the May Fly Optimisation method.
- The results of the experiment showed better recognition performance with high accuracy, and these findings might be applied in the future to feature selection and segmentation strategy design. They may also be useful in assisting smartphone users.

#### 4.2.2. Multi-Objective Quantum Swarm Optimization with DNN:

The MOQTSO-DL (Multi-Objective Quantum Tunicate Swarm Optimisation with Deep Learning) model by [3] includes four steps: segmentation based on optimized region growing, feature extraction based on CapsNet, classification based on Extreme Learning Machine, and parameter optimization based on MOQTSO. This algorithm is mostly used to diagnose dystrophinopathies. It forms one of the most commonly inherited muscular diseases across the globe. For this study, muscle MRI images are utilized, and the region of interest (RoI) detection method is predominantly carried out using an optimized region-growing approach. The feature vectors are extracted utilizing the CapsNet model. The ELM classifier then uses the retrieved feature vectors as input to derive the appropriate class labels. The MOQTSO technique is primarily used to choose the first RoI detection seed sites and to fine-tune the ELM model's parameters. Figure. 8 refers to the overall process of the MOQTSO-DL model.

##### Characteristics:

- The entire method starts with Region of Interest (RoI) detection, followed by feature extraction using the CapsNet model.
- This method helps to emphasize the relations among the regions of the image and is hence very useful for feature extraction.
- The feature vectors extracted are then fed to the ELM model for classification of the muscle MRI images.
- Finally, the Tunicate Swarm Optimization method (TSO) method is used for parameter selection. The Tunicate Swarm Optimization algorithm is described below.
- MOQTSO algorithm reduces time complexity compared to traditional random parameter searching processes.
- It results in a maximal performance with high accuracy on the classification of Duchenne Muscular dystrophy (DMD) and Becker Muscular Dystrophy (BMD) versus others.



**Figure 8.** Overall framework of MOQTSO-DL method[3]

- This method can be extended for designing lightweight deep learning models and hyper-parameter optimizers like Adam and others to reduce space-time complexity.

---

**Algorithm** of MOQTSO

---

- 1: Initialization of population of tunicates  $\vec{P}_p$
  - 2: Original value for parameter and maximum iterations is set
  - 3: Fitness value of every exploration agent are calculated
  - 4: After fitness evaluation, find the optimal entity in the search space Calculate the State Fitness cost of upgraded search agent
  - 5: Every exploration agent's location is upgraded
  - 6: Novel upgraded agent is returned to their borders
  - 7: Fitness cost of upgraded search agent is calculated
  - 8: **if** solution is more optimal than previous **then**
  - 9:  $\vec{P}_p$  is upgraded and the optimal solution is stored in  $X_{best}$
  - 10: **end if**
  - 11: **if** end condition is not encountered **then**
  - 12:     iterate steps 5 to 8
  - 13: **end if**
  - 14: The optimum solution, which is attained until now,  $(X_{best})$  is stated
-

### 4.3. Surrogate Models based Architectures

In this section, we mention surrogate model based frameworks using parameter optimization. Table.3 contains the various methods used in the different applications of machinery.

**Table 3**  
Surrogate Models based frameworks

Year	Algorithm/Model	Key Features	Application
2019	DL based Aerodynamic Design optimization [89]	<ul style="list-style-type: none"> <li>- Multi-fidelity based optimization is used</li> <li>- Deep Belief Network is employed as the low-fidelity model</li> <li>- K-step contrastive divergence algorithm is used for training</li> </ul>	<ul style="list-style-type: none"> <li>- Aerodynamic design optimization under uncertainty of Mach number</li> </ul>
2020	Design of Magnet Synchronous Motor for Electric Vehicle based on MOO and DL [100]	<ul style="list-style-type: none"> <li>- Uses Multi-layer perceptron (MLP) for shape optimization of motors</li> <li>- Utilising finite element analysis to design experiments</li> </ul>	<ul style="list-style-type: none"> <li>- Shape optimization of permanent magnet synchronous motor (PMSM)</li> <li>- Maximize PMSM performance</li> </ul>
2021	Aerodynamic prediction using dual CNN and optimization of turbine rotor [94]	<ul style="list-style-type: none"> <li>- Dual-CNN for the aero-engine turbines</li> <li>- Gradient-based MOO with efficiency and torque as the objective functions</li> </ul>	<ul style="list-style-type: none"> <li>-Field reconstruction and performance prediction for a compact turbine rotor in aerospace.</li> <li>- Real-time adjustment direction for operation and maintenance of the rotor .</li> <li>- Predicts pressure and temperature distribution in large gradient areas at leading and trailing edge of blade</li> </ul>
2022	MOO of machining process parameters with DNN [96]	<ul style="list-style-type: none"> <li>- Uses DL for data-driven prediction of optimized objectives.</li> <li>- Uses Technique for Order Preference by Similarity to Ideal Solution (TOPSIS)</li> </ul>	<ul style="list-style-type: none"> <li>- Making improved product quality, efficiency, and reduced environmental impact.</li> <li>- Guide operator for machining process parameters selection</li> </ul>

#### 4.3.1. MOO of machining process parameters with DNN:

Production efficiency and the environmental impact of the machining process are hugely impacted by the machining process parameters [96]. Existing research employs costly physical models and computationally intensive numerical simulations that are ineffective and inaccurate during the real exploitation stage. For the multi-objective optimization of machining process parameters, a deep-learning based, genetic algorithm as well as TOPSIS-the Technique for Order Preference by Similarity to the Ideal Solution is employed. The overall framework is shown in Figure. 9. DNN first creates the data-driven prediction function for various optimized objectives. The created prediction function is subsequently transformed into a surrogate model and combined with the genetic algorithm in order to generate the Pareto set. The optimal processing parameter is then automatically found from the generated Pareto set using TOPSIS. The algorithm is provided below.

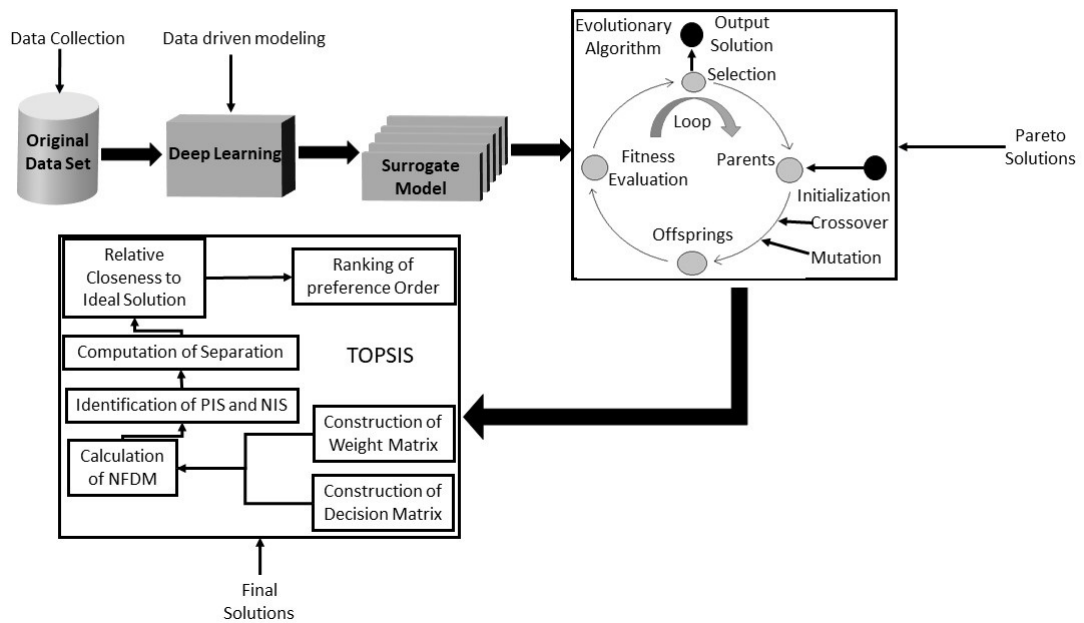


Figure 9. Diagram of the overall framework[96]

### Characteristics:

- NSGA-III is used as the MOO based genetic algorithm is used for generating Pareto optimal solutions [19][42].
- The machining based optimization objectives involve conflicting goals, including roughness of the surface, rate of production, maximal cutting force, and energy consumption
- Primary advantages include cost-efficient generic objective functions.
- An end-to-end structure that minimizes human interference and provides fast optimization speed that takes only a few minutes.
- The future scope would include performance degradation, which would be inevitable if using such advanced optimization strategies.

## 5. Applications

Multi objective optimization is incorporated with deep learning models in various fields. They are summarized below:

---

**Algorithm** of TOPSIS

---

- 1: Normalized decision matrix (NDM) is constructed using  $r_{ij} = \frac{x_{ij}}{\sqrt{\sum_{i=1}^m x_{ij}^2}} \forall j$  where  $r_{ij}$  indicates the elements of NDM
  - 2: Weighted NDM is constructed using  $c_{ij} = r_{ij} * \omega_j \forall i, j$  where  $\omega_j$  indicates the assigned weight to attribute  $j$
  - 3: Idea( $X^+$ ) and negative-idea( $X^-$ ) solutions are determined using
  - 4:  $\left\{ \left( \begin{matrix} \max & c_{ij} \\ & j \end{matrix} \right) \mid i \in Y, \left( \begin{matrix} \min & c_{ij} \\ & j \end{matrix} \right) \mid i \in Y'; \forall j \right\} = \{c_1^+, c_2^+, \dots\}$
  - 5:  $\left\{ \left( \begin{matrix} \min & c_{ij} \\ & j \end{matrix} \right) \mid i \in Y, \left( \begin{matrix} \max & c_{ij} \\ & j \end{matrix} \right) \mid i \in Y'; \forall j \right\} = \{c_1^-, c_2^-, \dots\}$
  - 6: where  $Y$  and  $Y'$  are associated with benefit and cost attributes respectively
  - 7: Separation measure is calculated using  $S_i^+ = \sqrt{\sum_{i=1}^n (c_{ij} - c^+)^2} \forall j$ ,  $S_i^- = \sqrt{\sum_{i=1}^n (c_{ij} - c^-)^2} \forall j$
  - 8: Relative closeness to the ideal solutions is calculated using  $C_j^+ = \frac{S_j^-}{S_j^+ + S_j^-}$ , alternative rankings based on  $C_j^+$  values
- 

**5.1. Text Recognition:**

Aquila Optimization using Adaptive Fuzzy Filtering [83] and Multi-Objective Mayfly Optimization with Deep Learning (MOMFO-DL) [84] techniques aims to detect and recognize handwritten Telugu characters. Character recognition is performed in presence of both handwritten and printed text coexisting in the same document. It is also potentially helpful for creating assisted technologies for visually impaired people. The scope of such works may also be extended to automated registry of documents, signboard and license plate recognition.

**5.2. Traffic Management:**

In the case of traffic management, the main purpose is to detect traffic incidents automatically and actively control the traffic based on predictions. A MOO framework using Particle Swarm Algorithm achieves traffic flow forecasting for the next day to actively control and adjust traffic flow, as well as develop plans for managing traffic [49].

**5.3. Wind Speed Forecasting:**

Interval Forecast Model with improved NSGA plays a crucial part in operating and dispatching contemporary power systems by effectively quantifying uncertainties in wind power forecasting [101]. A MOO framework using Binary Backtracking Search Algorithm is used in real-world wind speed forecasting [56]. A MOO framework using Data Denoising Strategy and Grey Wolf Optimizer assists in accurately forecasting short-term wind speeds, which mitigates the effects of wind speed fluctuations [92]. This aids the decision makers in planning and operators of the power grid systems



dispatching power systems in a timely manner, as well as reducing the risk of failure in wind power systems and improving overall power quality.

#### **5.4. Mobile and Embedded Systems:**

The time to market and NRE cost for mobile and embedded systems paves the utility for deep learning based technologies. Design Space Exploration method with Response Surface Modelling automates the artificial neural networks design process, reducing time and costs [82]. A MOO framework with Neural Network Pruning for exploring Design Space is used to optimize DNNs in embedded systems, which are mostly restricted by constraints in memory and energy resources [53].

#### **5.5. Machinery:**

By analyzing monitored data collected by PHM systems, a MOO framework employing GA is used to predict the Remaining Useful Life (RUL) of mechanical components [57]. Surrogate based modeling systems based frameworks are used mainly for aerodynamics and motor systems. A MOO framework using improved Particle Swarm Optimization is utilized for optimization of aircraft airfoils and wings when the Mach number is uncertain [89]. Again, Finite Element Analysis employing the metamodeling technique optimizes the design of the permanent magnet based synchronous motors for electric vehicles [100]. Another MOO framework using Automatic Differentiation Method optimizes turbine rotor by aerodynamic performances prediction for aerospace engineering application [94]. Data Driven Genetic Algorithm is used in mechanical manufacturing systems to select the optimal machining process parameters, which can effectively enhance the production efficiency of the process and reduce its environmental impact [96].

#### **5.6. Environment Control:**

Several environmental hazards can be overcome with the use of parameter optimization based deep learning methodologies. Deep Data Driven Framework with Swarm Intelligence method improves the combustion efficiency in coal-fired thermal power plants [88]. It also reduces the NO<sub>x</sub> emission, thereby reducing its environmental pollution.

#### **5.7. Healthcare:**

In healthcare, different types of analysis are involved based on the multimodal data available. Covariance Matrix Adaptation based Evolution Strategy with Adaptive Grid Algorithm is used to classify fetal cardiotocograms by optimizing overall classification accuracy and individual target class accuracy in [81]. This method has been used for the development of a support based system for decision management for the computerized analysis of fetal cardiotocograms. The valuable patient-specific data found in electronic health records (EHRs) can be used to enhance outcome prediction. Multi-objective ensemble deep learning (MoEDL) is devised to predict

the probability of significant treatment failure following radiation in lung cancer patients [93]. Specifically, deep perceptron networks are utilized as base learners throughout the training phase to address a variety of EHR (electronic health record) data-related issues. For the devices in healthcare, machine learning algorithms have widespread applications. Clustering using Butterfly Optimization technique has the objective of categorizing healthcare IoT devices into clusters while analyzing the collected healthcare data to diagnose diseases [2]. Missing data forms one of the commonly faced issues in the medical area of research. A MOO framework using Grid-Search Optimization is utilized to address the shortcomings of high levels of missing data in medical datasets [66]. These methodologies have also been used in speech enhancement technologies. A MOO framework using an ideal Binary Mask and DNN is used to enhance speech signals [98].

### **5.8. Image processing:**

A MOO framework using Differential Evolution is used in segmentation and classification of medical images [40]. Swarm Optimization using Quantum Computing is used to diagnose dystrophinopathy disease by employing Magnetic Resonance Imaging (MRI) tool [3]. Grasshopper Optimization using Support Vector Machine automatically uses chest X-ray images to categorize patients under Non-COVID-19, COVID-19, and pneumonia categories [28]. CT scans and MRI images are also used for image analysis. Based on a combined CNN and RNN framework with optimized parameters, the multi-objective seagull optimization algorithm (BLIC-CRNN-MOSOA) can be used in mammography screening to identify and classify breast lesions. It provides three categories of output: (i) normal, (ii) benign, and (iii) malignant tumors [77]. The MOSOA method can be used to help the CRNN in finding the best parameters and also for fine-tuning them.

## **6. Discussion and Conclusion**

The performance advantages that can be obtained by applying multi-objective based parameter optimization can be more fully utilized while deep learning is an active research topic. Deep learning currently has two significant limitations. Problems with training data come first, followed by the explainability of these black-box models. The difficulty in mapping the input to the output results in naming such DNNs as black boxes. Other challenges include noisy data, the problem of missing or incomplete data, and others.

Presently, there are lots of ongoing works for addressing these drawbacks. Many interpretation and attribution-based explanation strategies are being proposed in the recent literature. In this survey, it is discussed how useful multi-objective optimization is for deep learning parameter optimization. Taking into account the benefits of multi-objective optimizations, such as acquiring improved results with low error, using a smaller data set for the training phase, optimal architectures, and obtaining multiple final solutions, where it is not dependent on an external constraint for only

one solution to be deemed the best solution of the Pareto front. It has been seen that using such MOO based parameter optimization strategies in deep learning models can improve their performance, especially for cases with incomplete, missing, and noisy data.

To achieve performance gains, parameter optimization must be implemented correctly. In comparison to the single objective optimization methods, MOO methods overcome the problems by having lower variance because they intelligently search the parameter space. The widespread applications, particularly in the domains of healthcare and machinery, provide very positive future utilities of such methods, especially with the embedded and surrogate models. Therefore, future research can focus on enhancing the performance of deep learning models via MOO-based parameter optimization.

## References

- [1] *Multi-objective Optimization*. Springer, Boston, MA, 2014. URL [http://dx.doi.org/10.1007/978-1-4614-6940-7\\_15](http://dx.doi.org/10.1007/978-1-4614-6940-7_15).
- [2] Abualkashik A.Z., Alwan A.A.: Multi-objective chaotic butterfly optimization with deep neural network based sustainable healthcare management systems. In: *American Journal of Business and Operations Research*, vol. 4(2), pp. 39–48, 2021.
- [3] Al-Wesabi F.N., Obayya M., Hilal A.M., Castillo O., Gupta D., Khanna A.: Multi-objective quantum tunicate swarm optimization with deep learning model for intelligent dystrophinopathies diagnosis. In: *Soft Computing*, pp. 1–16, 2022.
- [4] Ataei M., Osanloo M.: Using a combination of genetic algorithm and the grid search method to determine optimum cutoff grades of multiple metal deposits. In: *International Journal of Surface Mining, Reclamation and Environment*, vol. 18(1), pp. 60–78, 2004.
- [5] Bebis G., Georgiopoulos M.: Feed-forward neural networks. In: *Ieee Potentials*, vol. 13(4), pp. 27–31, 1994.
- [6] Bergstra J., Bengio Y.: Random search for hyper-parameter optimization. In: *Journal of machine learning research*, vol. 13(2), 2012.
- [7] Boyd S., Boyd S.P., Vandenberghe L.: *Convex optimization*. Cambridge university press, 2004.
- [8] Bui L.T., Alam S.: *Multi-objective optimization in computational intelligence: theory and practice*. Information Science Reference New York, 2008.
- [9] Chang C.: 35.(2007). In: *Multi-choice goal programming. Omega*, vol. 35(4), pp. 389–396.
- [10] Charnes A., Clower R., Kortanek K.: Effective control through coherent decentralization with preemptive goals. In: *Econometrica: Journal of the Econometric Society*, pp. 294–320, 1967.
- [11] Charnes A., Cooper W.W., Ferguson R.O.: Optimal estimation of executive compensation by linear programming. In: *Management science*, vol. 1(2), pp.

138–151, 1955.

- [12] Chong E.K., Zak S.H.: *An introduction to optimization*, vol. 75. John Wiley & Sons, 2013.
- [13] Cohanim B.E., Hewitt J.N., De Weck O.: The design of radio telescope array configurations using multiobjective optimization: Imaging performance versus cable length. In: *The Astrophysical Journal Supplement Series*, vol. 154(2), p. 705, 2004.
- [14] Cohon J.L.: *Multiobjective programming and planning*, vol. 140. Courier Corporation, 2004.
- [15] Dawes R.M., Corrigan B.: Linear models in decision making. In: *Psychological bulletin*, vol. 81(2), p. 95, 1974.
- [16] De Weck O.L.: Multiobjective optimization: History and promise. In: *Invited Keynote Paper, GL2-2, The Third China-Japan-Korea Joint Symposium on Optimization of Structural and Mechanical Systems, Kanazawa, Japan*, vol. 2, p. 34. 2004.
- [17] Deb K.: *Multi-objective optimisation using evolutionary algorithms: an introduction*. Springer, 2011.
- [18] Deb K., Datta R.: Hybrid evolutionary multi-objective optimization and analysis of machining operations. In: *Engineering Optimization*, vol. 44(6), pp. 685–706, 2012.
- [19] Deb K., Jain H.: An Evolutionary Many-Objective Optimization Algorithm Using Reference-Point-Based Nondominated Sorting Approach, Part I: Solving Problems With Box Constraints. In: *IEEE Transactions on Evolutionary Computation*, vol. 18(4), pp. 577–601, 2014. URL <http://dx.doi.org/10.1109/TEVC.2013.2281535>.
- [20] Dennis J., Das I.: A closer look at drawbacks of minimizing weighted sums of objective for Pareto set generation in multicriteria optimization problems. In: *Structural Optimization*, vol. 14(1), pp. 63–69, 1997.
- [21] Dodgson J.S., Spackman M., Pearman A., Phillips L.D.: Multi-criteria analysis: a manual. In: , 2009.
- [22] Ehrgott M.: *Multicriteria optimization*, vol. 491. Springer Science & Business Media, 2005.
- [23] Ehrgott M.: *Multicriteria optimization*, vol. 491. Springer Science & Business Media, 2005.
- [24] Einhorn H.J., McCoach W.: A simple multiattribute utility procedure for evaluation. In: *Behavioral Science*, vol. 22(4), pp. 270–282, 1977.
- [25] Fishburn P.: Utilities and decision rules: a survey, lexicographic orders. In: *Management Science*, vol. 20, pp. 1442–1471, 1974.
- [26] Ghosh S., Das N., Das I., Maulik U.: Understanding deep learning techniques for image segmentation. In: *ACM Computing Surveys (CSUR)*, vol. 52(4), pp. 1–35, 2019.
- [27] Gino F., Moore D.A.: Effects of task difficulty on use of advice. In: *Journal of*

- Behavioral Decision Making*, vol. 20(1), pp. 21–35, 2007.
- [28] Goel T., Murugan R., Mirjalili S., Chakrabartty D.K.: Multi-COVID-Net: Multi-objective optimized network for COVID-19 diagnosis from chest X-ray images. In: *Applied Soft Computing*, vol. 115, p. 108250, 2022.
- [29] Goldberg D.E.: *Genetic algorithms*. pearson education India, 2013.
- [30] Gunantara N.: A review of multi-objective optimization: Methods and its applications. In: *Cogent Engineering*, vol. 5(1), p. 1502242, 2018.
- [31] Gunantara N., Hendranto G.: Multi-objective cross-layer optimization for selection of cooperative path pairs in multihop wireless ad hoc networks. In: *Journal of Communications Software and Systems*, vol. 9(3), pp. 170–177, 2013.
- [32] Gunantara N., Sastra N.P.: Cooperative diversity selection protocol using Pareto method with multi objective criterion in wireless ad hoc networks. In: *International Journal of Multimedia and Ubiquitous Engineering*, vol. 11(5), pp. 43–54, 2016.
- [33] Gunantara N., Sastra N.P., Hendranto G.: Cooperative Diversity Pathsselection Protocol Withmulti-Objective Criterion In Wireless Ad-Hoc Networks. In: *International Journal of Applied Engineering Research*, vol. 9(23), pp. 22395–22407, 2014.
- [34] Gunasekara R.C., Mehrotra K., Mohan C.K.: Multi-objective optimization to identify key players in social networks. In: *2014 IEEE/ACM International Conference on Advances in Social Networks Analysis and Mining (ASONAM 2014)*, pp. 443–450. IEEE, 2014.
- [35] Haimes Y.: On a bicriterion formulation of the problems of integrated system identification and system optimization. In: *IEEE transactions on systems, man, and cybernetics*, (3), pp. 296–297, 1971.
- [36] Hardesty L.: MIT News Office. Explained: Neural networks, 2017.
- [37] Horn J., Nafpliotis N., Goldberg D.E.: A niched Pareto genetic algorithm for multiobjective optimization. In: *Proceedings of the first IEEE conference on evolutionary computation. IEEE world congress on computational intelligence*, pp. 82–87. Ieee, 1994.
- [38] Hsu C.H., Chang S.H., Liang J.H., Chou H.P., Liu C.H., Chang S.C., Pan J.Y., Chen Y.T., Wei W., Juan D.C.: Monas: Multi-objective neural architecture search using reinforcement learning. In: *arXiv preprint arXiv:1806.10332*, 2018.
- [39] Ignizio J.P.: Generalized goal programming an overview. In: *Computers & Operations Research*, vol. 10(4), pp. 277–289, 1983.
- [40] İnik Ö., Altıok M., Ülker E., Koçer B.: MODE-CNN: A fast converging multi-objective optimization algorithm for CNN-based models. In: *Applied Soft Computing*, vol. 109, p. 107582, 2021.
- [41] Jain A.K., Mao J., Mohiuddin K.M.: Artificial neural networks: A tutorial. In: *Computer*, vol. 29(3), pp. 31–44, 1996.
- [42] Jain H., Deb K.: An evolutionary many-objective optimization algorithm using reference-point based nondominated sorting approach, part II: Handling

- constraints and extending to an adaptive approach. In: *IEEE Transactions on evolutionary computation*, vol. 18(4), pp. 602–622, 2013.
- [43] Jena S.: *Multi-Objective Optimization of the Design Parameters of a Shell and Tube Type Heat Exchanger Based on Economic and Size Consideration*. Ph.D. thesis, 2013.
- [44] Junior F.E.F., Yen G.G.: Particle swarm optimization of deep neural networks architectures for image classification. In: *Swarm and Evolutionary Computation*, vol. 49, pp. 62–74, 2019.
- [45] Kim I.Y., De Weck O.L.: Adaptive weighted-sum method for bi-objective optimization: Pareto front generation. In: *Structural and multidisciplinary optimization*, vol. 29, pp. 149–158, 2005.
- [46] Krizhevsky A., Sutskever I., Hinton G.E.: Imagenet classification with deep convolutional neural networks. In: *Communications of the ACM*, vol. 60(6), pp. 84–90, 2017.
- [47] Krizhevsky A., Sutskever I., Hinton G.E.: Imagenet classification with deep convolutional neural networks. In: *Communications of the ACM*, vol. 60(6), pp. 84–90, 2017.
- [48] LeCun Y., Bengio Y., Hinton G., et al.: Deep learning. *nature*, 521 (7553), 436–444. In: *Google Scholar Google Scholar Cross Ref Cross Ref*, p. 25, 2015.
- [49] Li L., Qin L., Qu X., Zhang J., Wang Y., Ran B.: Day-ahead traffic flow forecasting based on a deep belief network optimized by the multi-objective particle swarm algorithm. In: *Knowledge-Based Systems*, vol. 172, pp. 1–14, 2019.
- [50] Liu H., Simonyan K., Vinyals O., Fernando C., Kavukcuoglu K.: Hierarchical representations for efficient architecture search. In: *arXiv preprint arXiv:1711.00436*, 2017.
- [51] Liu H., Simonyan K., Yang Y.: Darts: Differentiable architecture search. In: *arXiv preprint arXiv:1806.09055*, 2018.
- [52] Loni M., Sinaei S., Zoljodi A., Daneshtalab M., Sjödin M.: DeepMaker: A multi-objective optimization framework for deep neural networks in embedded systems. In: *Microprocessors and Microsystems*, vol. 73, p. 102989, 2020.
- [53] Loni M., Sinaei S., Zoljodi A., Daneshtalab M., Sjödin M.: DeepMaker: A multi-objective optimization framework for deep neural networks in embedded systems. In: *Microprocessors and Microsystems*, vol. 73, p. 102989, 2020.
- [54] Lorenzo P.R., Nalepa J., Kawulok M., Ramos L.S., Pastor J.R.: Particle swarm optimization for hyper-parameter selection in deep neural networks. In: *Proceedings of the genetic and evolutionary computation conference*, pp. 481–488. 2017.
- [55] Lu Z., Whalen I., Boddeti V., Dhebar Y., Deb K., Goodman E., Banzhaf W.: Nsga-net: neural architecture search using multi-objective genetic algorithm. In: *Proceedings of the genetic and evolutionary computation conference*, pp. 419–427. 2019.

- [56] Lv S.X., Wang L.: Deep learning combined wind speed forecasting with hybrid time series decomposition and multi-objective parameter optimization. In: *Applied Energy*, vol. 311, p. 118674, 2022.
- [57] Ma M., Sun C., Mao Z., Chen X.: Ensemble deep learning with multi-objective optimization for prognosis of rotating machinery. In: *ISA transactions*, vol. 113, pp. 166–174, 2021.
- [58] Mardle S., Pascoe S., Tamiz M.: An investigation of genetic algorithms for the optimization of multi-objective fisheries bioeconomic models. In: *International Transactions in Operational Research*, vol. 7(1), pp. 33–49, 2000.
- [59] Maulik U.: Medical image segmentation using genetic algorithms. In: *IEEE Transactions on information technology in biomedicine*, vol. 13(2), pp. 166–173, 2009.
- [60] Medsker L.R., Jain L.: Recurrent neural networks. In: *Design and Applications*, vol. 5, pp. 64–67, 2001.
- [61] Messac A., Puemi-Sukam C., Melachrinoudis E.: Aggregate objective functions and Pareto frontiers: required relationships and practical implications. In: *Optimization and Engineering*, vol. 1, pp. 171–188, 2000.
- [62] Messac A., Sundararaj G.J., Tappeta R.V., Renaud J.E.: Ability of objective functions to generate points on nonconvex Pareto frontiers. In: *AIAA journal*, vol. 38(6), pp. 1084–1091, 2000.
- [63] Miettinen K.: *Nonlinear multiobjective optimization*, vol. 12. Springer Science & Business Media, 1999.
- [64] Miikkulainen R., Liang J., Meyerson E., Rawal A., Fink D., Francon O., Raju B., Shahrzad H., Navruzyan A., Duffy N., et al.: Evolving deep neural networks. In: *Artificial intelligence in the age of neural networks and brain computing*, pp. 293–312. Elsevier, 2019.
- [65] Min H., Storbeck J.: On the origin and persistence of misconceptions in goal programming. In: *Journal of the Operational Research Society*, vol. 42(4), pp. 301–312, 1991.
- [66] Mohammedqasim H., Biabani S.A.A., Ata O., Alomary M.N., Almeahmadi M., Alsairi A.A., Ansari M.A., et al.: Multi-Objective deep learning framework for COVID-19 dataset problems. In: *Journal of King Saud University-Science*, p. 102527, 2022.
- [67] Mukhopadhyay A., Maulik U., Bandyopadhyay S., Coello C.A.C.: A survey of multiobjective evolutionary algorithms for data mining: Part I. In: *IEEE Transactions on Evolutionary Computation*, vol. 18(1), pp. 4–19, 2013.
- [68] Murata T., Ishibuchi H., Tanaka H.: Multi-objective genetic algorithm and its applications to flowshop scheduling. In: *Computers & industrial engineering*, vol. 30(4), pp. 957–968, 1996.
- [69] Odu G., Charles-Owaba O.: Review of multi-criteria optimization methods—theory and applications. In: *IOSR Journal of Engineering*, vol. 3(10), pp. 01–14, 2013.

- [70] O’Shea K., Nash R.: An introduction to convolutional neural networks. In: *arXiv preprint arXiv:1511.08458*, 2015.
- [71] Ozçelebi T.: *Multi-objective optimization for video streaming*. Ph.D. thesis, PhD Thesis, Graduate School of Sciences and Engineering, Koc University, 2006.
- [72] Pelikan M., Goldberg D.E., Cantú-Paz E., et al.: BOA: The Bayesian optimization algorithm. In: *Proceedings of the genetic and evolutionary computation conference GECCO-99*, vol. 1, pp. 525–532. Citeseer, 1999.
- [73] Pernodet F., Lahmidi H., Michel P.: Use of genetic algorithms for multicriteria optimization of building refurbishment. In: *11th International IBPSA Conference*, pp. 27–30. Citeseer, 2009.
- [74] Real E., Moore S., Selle A., Saxena S., Suematsu Y.L., Tan J., Le Q.V., Kurakin A.: Large-scale evolution of image classifiers. In: *International Conference on Machine Learning*, pp. 2902–2911. PMLR, 2017.
- [75] Rostami S., Neri F.: A fast hypervolume driven selection mechanism for many-objective optimisation problems. In: *Swarm and evolutionary computation*, vol. 34, pp. 50–67, 2017.
- [76] Ruspini E.H., Zwir I.S.: Automated qualitative description of measurements. In: *IMTC/99. Proceedings of the 16th IEEE Instrumentation and Measurement Technology Conference (Cat. No. 99CH36309)*, vol. 2, pp. 1086–1091. IEEE, 1999.
- [77] Sakthivel N., Subasree S., Alias Priya M P., Tyagi A.K.: Breast lesion identification and categorization using mammography screening based on combined convolutional recursive neural network framework with parameters optimized using multi-objective seagull optimization algorithm. In: *Concurrency and Computation: Practice and Experience*, vol. 34(28), p. e7348, 2022.
- [78] Samek W., Montavon G., Lapuschkin S., Anders C.J., Müller K.R.: Explaining deep neural networks and beyond: A review of methods and applications. In: *Proceedings of the IEEE*, vol. 109(3), pp. 247–278, 2021.
- [79] Savic D.: Single-objective vs. multiobjective optimisation for integrated decision support. In: , 2002.
- [80] Schulz H., Behnke S.: Deep learning: Layer-wise learning of feature hierarchies. In: *KI-Künstliche Intelligenz*, vol. 26, pp. 357–363, 2012.
- [81] Shenfield A., Rostami S.: Multi-objective evolution of artificial neural networks in multi-class medical diagnosis problems with class imbalance. In: *2017 IEEE Conference on Computational Intelligence in Bioinformatics and Computational Biology (CIBCB)*, pp. 1–8. IEEE, 2017.
- [82] Smithson S.C., Yang G., Gross W.J., Meyer B.H.: Neural networks designing neural networks: multi-objective hyper-parameter optimization. In: *2016 IEEE/ACM International Conference on Computer-Aided Design (ICCAD)*, pp. 1–8. IEEE, 2016.
- [83] Sonthi V.K., Nagarajan S., Krishnaraj N.: Automated Telugu Printed and Handwritten Character Recognition in Single Image using Aquila Optimizer



- based Deep Learning Model. In: *International Journal of Advanced Computer Science and Applications*, vol. 12(12), 2021.
- [84] Sonthi V.K., Nagarajan S., Krishnaraj N.: An intelligent Telugu handwritten character recognition using multi-objective mayfly optimization with deep learning based DenseNet model. In: *Transactions on Asian and Low-Resource Language Information Processing*, 2022.
- [85] Steuer R.E.: Multiple criteria optimization. In: *Theory, Computation, and Application*, 1986.
- [86] Suganuma M., Shirakawa S., Nagao T.: A genetic programming approach to designing convolutional neural network architectures. In: *Proceedings of the genetic and evolutionary computation conference*, pp. 497–504. 2017.
- [87] Sun Y., Xue B., Zhang M., Yen G.G.: Evolving deep convolutional neural networks for image classification. In: *IEEE Transactions on Evolutionary Computation*, vol. 24(2), pp. 394–407, 2019.
- [88] Tang Z., Zhang Z.: The multi-objective optimization of combustion system operations based on deep data-driven models. In: *Energy*, vol. 182, pp. 37–47, 2019.
- [89] Tao J., Sun G.: Application of deep learning based multi-fidelity surrogate model to robust aerodynamic design optimization. In: *Aerospace Science and Technology*, vol. 92, pp. 722–737, 2019.
- [90] Tapia M.G.C., Coello C.A.C.: Applications of multi-objective evolutionary algorithms in economics and finance: A survey. In: *2007 IEEE congress on evolutionary computation*, pp. 532–539. IEEE, 2007.
- [91] Triantaphyllou E., Shu B., Sanchez S.N., Ray T.: Multi-criteria decision making: an operations research approach. In: *Encyclopedia of electrical and electronics engineering*, vol. 15(1998), pp. 175–186, 1998.
- [92] Wang J., An Y., Li Z., Lu H.: A novel combined forecasting model based on neural networks, deep learning approaches, and multi-objective optimization for short-term wind speed forecasting. In: *Energy*, vol. 251, p. 123960, 2022.
- [93] Wang R., Weng Y., Zhou Z., Chen L., Hao H., Wang J.: Multi-objective ensemble deep learning using electronic health records to predict outcomes after lung cancer radiotherapy. In: *Physics in Medicine & Biology*, vol. 64(24), p. 245005, 2019.
- [94] Wang Y., Liu T., Zhang D., Xie Y.: Dual-convolutional neural network based aerodynamic prediction and multi-objective optimization of a compact turbine rotor. In: *Aerospace Science and Technology*, vol. 116, p. 106869, 2021.
- [95] Wikipedia contributors: Multi-objective optimization — Wikipedia, The Free Encyclopedia, 2023. URL [https://en.wikipedia.org/w/index.php?title=Multi-objective\\_optimization&oldid=1147004915](https://en.wikipedia.org/w/index.php?title=Multi-objective_optimization&oldid=1147004915). [Online; accessed 3-April-2023].
- [96] Wu P., He Y., Li Y., He J., Liu X., Wang Y.: Multi-objective optimisation of machining process parameters using deep learning-based data-driven genetic

- algorithm and TOPSIS. In: *Journal of Manufacturing Systems*, vol. 64, pp. 40–52, 2022.
- [97] Xie L., Yuille A.: Genetic cnn. In: *Proceedings of the IEEE international conference on computer vision*, pp. 1379–1388. 2017.
- [98] Xu Y., Du J., Huang Z., Dai L.R., Lee C.H.: Multi-objective learning and mask-based post-processing for deep neural network based speech enhancement. In: *arXiv preprint arXiv:1703.07172*, 2017.
- [99] Yegnanarayana B.: *Artificial neural networks*. PHI Learning Pvt. Ltd., 2009.
- [100] You Y.m.: Multi-objective optimal design of permanent magnet synchronous motor for electric vehicle based on deep learning. In: *Applied Sciences*, vol. 10(2), p. 482, 2020.
- [101] Zhou M., Wang B., Guo S., Watada J.: Multi-objective prediction intervals for wind power forecast based on deep neural networks. In: *Information Sciences*, vol. 550, pp. 207–220, 2021.
- [102] Zwir I.S., Ruspini E.H.: Qualitative object description: initial reports of the exploration of the frontier. In: *Proc. EUROFUSE-SIC*, vol. 99, pp. 485–490, 1999.

## Affiliations

### **Mrittika Chakraborty**

Jadavpur University, Kolkata,India, mrittikac.cse.rs@jadavpuruniversity.in

### **Wreetbhas Pal**

Jadavpur University, Kolkata,India,wreetbhaspal@gmail.com

### **Sanghamitra Bandyopadhyay, FIEEE**

Indian Statistical Institute, Kolkata,India, sanghami@isical.ac.in

### **Ujjwal Maulik\*, FIEEE**

Jadavpur University, Kolkata,India,ujjwal.maulik@jadavpuruniversity.in,\* -Corresponding Author

**Received:** Yes

**Revised:** NA

**Accepted:** The paper has been accepted for publication in Computer Science journal:  
<http://journals.agh.edu.pl/csci>

