

Imprint of magnetic obliquity in apparent spin-down of radio pulsars

Anton Biryukov^{1,2,3}★ and Gregory Beskin^{4,3}

¹*Sternberg Astronomical Institute, Moscow State University, 13 Universitetsky pr., Moscow, 119234, Russia*

²*Faculty of Physics, HSE University, 21/4 Staraya Basmannaya str., Moscow, 105066, Russia*

³*Kazan Federal University, 18 Kremlyovskaya str., Kazan, 420008, Russia*

⁴*Special Astrophysical Observatory, Nijniy Arkhyz, Karachai-Cherkessia, 369167, Russia*

Accepted XXX. Received YYY; in original form ZZZ

ABSTRACT

Numerical simulations predict that the spin-down rate of a single rotation-powered neutron star depends on the angle α between its spin and magnetic axes as $P\dot{P} \propto \mu^2(k_0 + k_1 \sin^2 \alpha)$, where P is the star spin period, μ is its magnetic moment, while $k_0 \sim k_1 \sim 1$. Here we describe a simple observational test for this prediction based on the comparison of spin-down rates of 50 nearly orthogonal (with α close to 90 deg) and 27 nearly aligned (with α close to 0 deg) pulsars. We found, that the apparent pulsar spin-down is consistent with the theory if assumed, that magnetic moments of orthogonal rotators are systematically larger than those of aligned ones for $\sim 0.15..0.2$ dex. Also, as a by-product of the analysis, we provide yet another constraint on the average braking index of radio pulsars as $1 \leq n \leq 4$ with formal significance not worse than 99%.

Key words: stars:neutron – stars:pulsars:general – methods:statistical

1 INTRODUCTION

Life and observational properties of neutron stars (NS) significantly depend on the strength and structure of their magnetic fields. For instance, evolution of spin period P of an isolated, spherical neutron star with dipole magnetic field (a pulsar) is expected to follow the equation

$$P \frac{dP}{dt} = \frac{4\pi^2 \mu^2}{Ic^3} \times (k_0 + k_1 \sin^2 \alpha), \quad (1)$$

where μ is the magnetic moment of the star and α is the angle between its spin and magnetic axes – *the magnetic angle* or *the magnetic obliquity* of the star. Pulsar spin-down law in this form was initially established by Spitkovsky (2006) from *ad hoc* numerical simulations of a NS magnetosphere. The remaining parameters in this equation are NS moment of inertia I and speed of light c . After, Philippov et al. (2014) have estimated that dimensionless $k_0 \approx 1.0$ and $k_1 \approx 1.4$ for a pulsar with typical parameters.

The Equation (1) is assumed to be valid for any moment within the pulsar lifetime even if μ , α and I are not constant. Moreover, at least two of these parameters are expected to be variable for real pulsars. Thus, the magnetic field should suffer slow decay because of the Ohmic dissipation of electric currents within the star crust (e.g. Igoshev et al. 2021). At the same time, the same numerical calculations led to Eq. (1) have shown that $\dot{\alpha} < 0$ (Philippov et al. 2014). In other words, the magnetic moment of an isolated pulsar must become aligned with its spin axis on evolutionary timescale P/\dot{P} . At the same time, the moment of inertia is unlikely to suffer any long-term evolution, but it changes slightly during glitches – sudden tiny jumps in pulsar rotational velocity (e.g. Haskell & Melatos 2015).

The term in parentheses in (1) describes how exactly the NS spins

down depending on the instant orientation of its magnetosphere. Specifically, a nearly orthogonal pulsar (with α close to 90 deg) is expected to lose its rotational energy for $k_0 + k_1 \approx 2.4$ times faster than a nearly aligned one with the same P , μ and I .

In this Letter, we describe an observational test for this prediction. This test is based on comparing the apparent distributions of $P\dot{P}$ for radio pulsars with known magnetic obliquity α . Since the reliable estimation of α is difficult (e.g Rankin 1993a; Weltevrede & Johnston 2008; Malov & Nikitina 2011), we propose to analyze only pulsars with either nearly aligned or nearly orthogonal magnetic moments. We believe that both extreme states can be distinguished more confidently in observations. Indeed, light curves of orthogonal rotators are expected to have a narrow interpulse shifted for ~ 180 deg from the main one (e.g Weltevrede & Johnston 2008). On the other hand, $\alpha \sim 0$ deg will produce remarkably wide pulses in their light curves (e.g Rankin 1993a,b). Polarization properties of pulsars’ radio emission are also meaningful for attribution them as either ‘aligned’ or ‘orthogonal’ (Radhakrishnan & Cooke 1969).

To perform our analysis, we have compiled a list of 77 pulsars whose magnetic obliquity can be found in the literature and investigated if their P and \dot{P} are agree with the spin-down law (1).

Below, in Sect. 2, we describe this subset of pulsars, in Sect. 3 we provide the main results of the analysis, Sect. 4 contains a short discussion about pulsar braking index value. Conclusions are collected in Sect. 5.

2 KNOWN ALIGNED AND ORTHOGONAL PULSARS

The subset of pulsars we analyze in our work consists of 50 nearly orthogonal and 27 nearly aligned rotators (see Table 1). Hereafter we will mark all the quantities related to them by subscripts “ \perp ” and “ \parallel ” respectively. The pulsars were attributed to one of two types mainly

★ E-mail: ant.biryukov@gmail.com

Table 1. List of pulsars used in the analysis. Its first part consists of 50 nearly orthogonal pulsars with an estimated $\alpha < 16$ deg, while the second one consists of 27 nearly aligned pulsars with $\alpha > 66$ deg (see Sect. 2 for details). Classical estimation spin-down age $\tau_{\text{sd}} = P/2\dot{P}$ are shown for each pulsar. The list of papers where attribution for a pulsar has been provided (\perp or \parallel) and/or α has been measured is also given.

N	Pulsar	τ_{sd} , Myr	References	N	Pulsar	τ_{sd} , Myr	References	N	Pulsar	τ_{sd} , Myr	References
1	J0152-1637	10.2	1, 3	18	J1613-5234	1.57	4	35	J1843-0702	1.42	4
2	J0406+6138	1.69	3	19	J1637-4553	0.59	4, 6	36	J1849+0409	0.559	4
3	J0525+1115	76.3	2	20	J1645-0317	3.45	1, 2	37	J1903+0135	2.87	1
4	J0534+2200	0.00126	2, 4	21	J1651-1709	5.08	1	38	J1909+0007	2.92	2, 3
5	J0627+0706	0.253	4, 5, 7	22	J1705-1906	1.14	1, 2, 4, 6	39	J1909+1102	1.7	1
6	J0820-1350	9.32	1	23	J1713-3844	0.143	4	40	J1913-0440	3.22	1
7	J0826+2637	4.92	1, 2, 4	24	J1722-3207	11.7	1	41	J1913+0832	0.466	4
8	J0835-4510	0.0113	1, 2	25	J1722-3712	0.344	4, 5, 6, 7	42	J1915+1410	96.3	4
9	J0842-4851	1.07	4, 6	26	J1731-4744	0.0804	1	43	J1917+1353	0.428	2
10	J0905-5127	0.221	4, 7	27	J1739-2903	0.65	2, 4, 5, 6, 7	44	J1919+0021	2.63	1, 2
11	J0908-4913	0.112	2, 4, 5, 6, 7	28	J1748-1300	5.15	2	45	J1932+2220	0.0398	2
12	J1057-5226	0.535	1, 2, 4, 5	29	J1751-4657	9.06	1	46	J1935+2025	0.0209	7
13	J1126-6054	11.4	4, 6	30	J1813+4013	5.79	1	47	J2022+2854	2.87	1, 2
14	J1413-6307	0.842	4, 6	31	J1820-0427	1.5	2	48	J2047+5029	1.69	4
15	J1509+5531	2.34	1	32	J1828-1101	0.0772	4, 5, 7	49	J2155-3118	13.2	1
16	J1549-4848	0.324	4, 6, 5, 7	33	J1841+0912	5.54	1, 3	50	J2330-2005	5.62	2
17	J1611-5209	0.559	4	34	J1842+0358	4.56	4				
1	J0157+6212	0.197	2	10	J1424-6438	67.6	4, 6	19	J1903+0925	0.153	4, 6
2	J0502+4654	1.81	1, 3	11	J1543+0929	27.4	1, 2	20	J1910+0358	8.26	1, 2
3	J0659+1414	0.111	1	12	J1637-4450	6.96	4, 6	21	J1921+1948	14.5	1
4	J0828-3417	29.4	1, 2, 4, 6	13	J1720-0212	91.4	1	22	J1926+1434	95.6	1
5	J0831-4406	3.86	4, 6	14	J1806-1920	819	4, 6	23	J1946+1805	290	4, 6
6	J0946+0951	4.98	1	15	J1808-1726	329	4, 6	24	J2006-0807	200	1, 3
7	J0953+0755	17.5	1, 4, 6	16	J1834-0426	63.9	1, 2, 3	25	J2113+4644	22.5	1, 2
8	J1057-5226	0.535	6	17	J1851+0418	4.14	4, 6	26	J2149+6329	35.8	1
9	J1302-6350	0.332	4	18	J1852-0118	4.07	4, 6	27	J2325+6316	8.05	1

References legend: [1] [Lyne & Manchester \(1988\)](#); [2] [Rankin \(1990\)](#); [3] [Rankin \(1993a\)](#); [4] [Maciesiak et al. \(2011\)](#); [5] [Keith et al. \(2010\)](#); [6] [Malov & Nikitina \(2013\)](#); [7] [Johnston & Kramer \(2019\)](#)

accordingly to the values of their magnetic angles obtained from the literature. Specifically, we adopted estimations of α from [Lyne & Manchester \(1988\)](#), [Keith et al. \(2010\)](#) and [Johnston & Kramer \(2019\)](#), where polarization properties of pulsars have been studied in the framework of the Rotation Vector Model ([Radhakrishnan & Cooke 1969](#)). We also used the results published by [Rankin \(1990, 1993a\)](#) after the analysis of pulsars’ pulse profiles’ shapes and widths. Finally, qualitative attribution made by [Maciesiak et al. \(2011\)](#) and [Malov & Nikitina \(2013\)](#), who focused on the interpulses, have been also taken into account.

In a sense of spin-down rate, pulsars can be technically sorted between two types as follows. Let the apparent $|\dot{P}|$ of a pulsar be less than 10% faster than that for a completely aligned rotator ($\alpha = 0$) with the same parameters. Such a pulsar can be considered a “nearly aligned” one. Numerically it means, that

$$k_0 + k_1 \sin^2 \alpha_{\parallel} < 1.1k_0, \quad (2)$$

or $\alpha_{\parallel} \leq 16^\circ$ assuming $k_0 = 1$ and $k_1 = 1.4$. The same criterion can be also applied for “nearly orthogonal” objects so that

$$k_0 + k_1 \sin^2 \alpha_{\perp} > 0.9(k_0 + k_1) \quad (3)$$

and hence $\alpha_{\perp} \geq 66^\circ$. Thus, $\alpha_{\parallel, \text{max}} = 16^\circ$ and $\alpha_{\perp, \text{min}} = 66^\circ$ could be, in principle, used as thresholds in the classification procedure. A fine point here is that actual magnetic obliquities are known with precision worse than just a few degrees (e.g. [Manchester et al. 2010](#)) So, thresholds that are given with 1-degree precision are obviously over-accurate. Therefore, conclusions based on these values are not irreversible. And, when possible, have to be supported by additional estimations of α or other complementary arguments. In our subset,

39 of 77 pulsars have a consistent classification made accordingly to at least two sources.¹

Table 1 contains the details of the final pulsars’ subset, while the $P - \dot{P}$ diagram for it is shown in Figure 1. Other single classical (non-recycled) pulsars taken from the ANTF catalogue ([Manchester et al. 2005](#))² are also represented in this plot. It appears that orthogonal pulsars have systematically lower spin-down ages $\tau_{\text{sd}} = P/2\dot{P}$: $\langle \tau_{\text{sd}, \perp} \rangle \approx 2$ Myr versus $\langle \tau_{\text{sd}, \parallel} \rangle \approx 79$ Myr. In this sense, they are younger than the aligned ones. For instance, there are 19 orthogonal pulsars with $\tau_{\text{sd}} < 1$ Myr, but only 5 aligned pulsars with the same age boundary. Moreover, there are no nearly aligned pulsars younger than $\tau_{\text{sd}} = 100$ kyr at all. This is consistent with the idea of evolutionary decreasing of magnetic angle α , derived theoretically ([Philippov et al. 2014](#)) and after statistical analysis of magnetic angles distribution ([Tauris & Manchester 1998](#)). Although, it can not be a crucial argument in favour of it (e.g. [Novoselov et al. 2020](#)).

3 RESULTS

We compare the spin-down of orthogonal and aligned pulsars by calculating the the cumulative distribution function for the logarithmic difference

$$x_{\text{sd}} = \log(P\dot{P})_{\perp} - \log(P\dot{P})_{\parallel}, \quad (4)$$

¹ Notice, also, that nearly a dozen pulsars have been excluded from further analysis since their classification was contradictory when based on different papers.

² <https://www.atnf.csiro.au/research/pulsar/psrcat/>, ver. 1.68

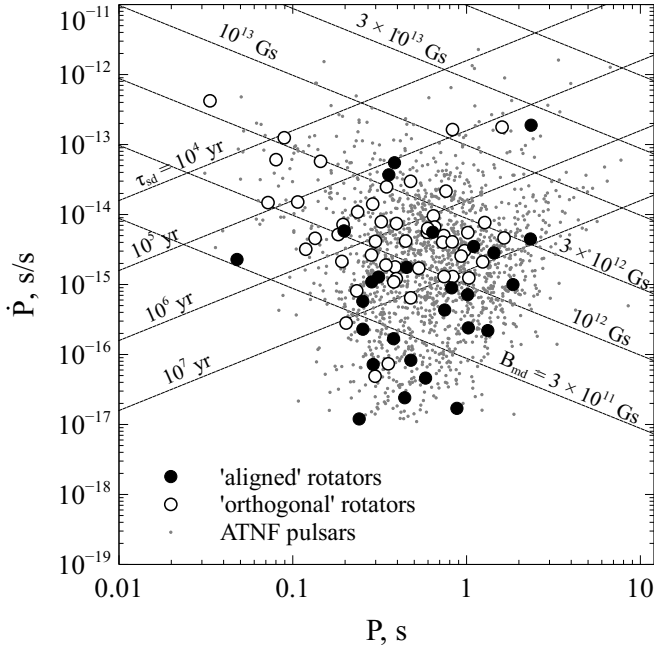


Figure 1. Period - period derivative diagram for pulsars under analysis. Nearly orthogonal pulsars are shown by black circles, while nearly aligned by white ones. Dots represent single classical pulsars from the ANTF catalogue. Constant levels of conventional estimators are also shown: spin-down age $\tau_{sd} = P/2\dot{P}$ and surface magnetic field $B_{msd} \propto \sqrt{P\dot{P}}$ respectively.

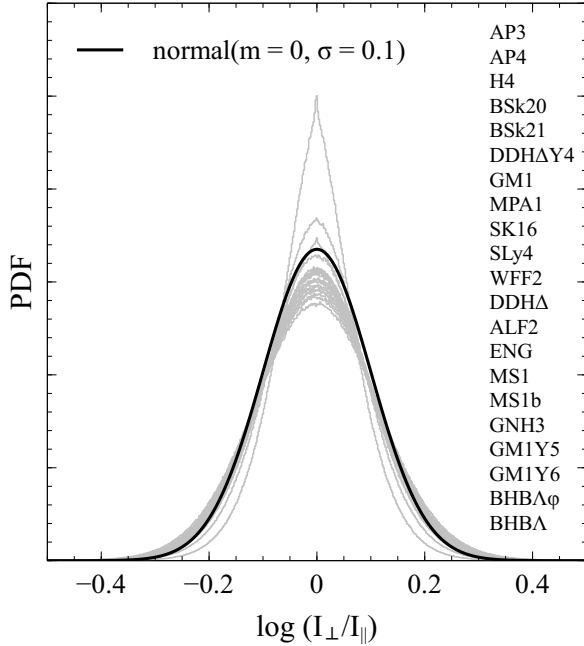


Figure 2. Distribution of the ratio $\log I_{\perp}/I_{\parallel}$ for NSs moments of inertia. Values of $I_{\perp}(M)$ and $I_{\parallel}(M)$ were calculated as moments of inertia of two independent pulsars with randomly distributed masses adopting one of the equations of state (see text for details). Generally, $\log I_{\perp}/I_{\parallel}$ can be approximated by a Gaussian law with zero average and standard deviation of 0.1.

where $(P\dot{P})_{\perp}$ is taken for a nearly orthogonal pulsar and $(P\dot{P})_{\parallel}$ for a nearly aligned one. There are $27 \times 50 = 1350$ of such independent pairs based on our data set. Apparent distribution of x_{sd} is shown in Figure 3 by a black line. Its average $\langle x_{sd,obs} \rangle \approx 0.655 \pm 0.037$. In other words orthogonal pulsars spin down ~ 4.5 times faster than aligned ones.

On the other hand, theoretical distributions for x_{sd} were also calculated assuming various model parameters. From (1) one can rewrite x_{sd} as

$$x_{sd} = -\log\left(\frac{I_{\perp}}{I_{\parallel}}\right) + 2\log\left(\frac{\mu_{\perp}}{\mu_{\parallel}}\right) + \log\left(\frac{k_0 + k_1 \sin^2 \alpha_{\perp}}{k_0 + k_1 \sin^2 \alpha_{\parallel}}\right). \quad (5)$$

Thus, this quantity is a sum of three terms, each of which we assumed to be statistically independent on the other two³. And each of them was calculated as follows. First, uniformly distributed angles α_{\perp} and α_{\parallel} were generated so that $\alpha_{\perp} \sim \text{uniform}(0, 16^{\circ})$ and $\alpha_{\parallel} \sim \text{uniform}(66^{\circ}, 90^{\circ})$ respectively. These values are then used to calculate the last term of (5). The second term of (5) depends on the assumed pulsar magnetic field distribution. Following the Faucher-Giguère & Kaspi (2006) we adopted normally distributed magnetic fields:

$$\log\left(\frac{\mu_{\perp}}{\mu_{\parallel}}\right) \sim \text{normal}(\langle \log(\mu_{\perp}/\mu_{\parallel}) \rangle, \sigma_{\mu} \sqrt{2}). \quad (6)$$

If $\langle \log(\mu_{\perp}/\mu_{\parallel}) \rangle = 0$, then no difference between magnetic field distributions of two types of pulsars is assumed.

The computation of $\log(I_{\perp}/I_{\parallel})$ is more sophisticated. Thus, firstly we assumed that moment of inertia of a neutron star is independent of both pulsar obliquity and magnetic field. Therefore I_{\perp}/I_{\parallel} follows the same distribution as the ratio of moments of inertia of just two randomly taken pulsars.

Assuming that masses of neutron stars distributed normally with average $1.49M_{\odot}$ and standard deviation $0.19M_{\odot}$ (Özel & Freire 2016), and adopting various equation of state (see Biryukov et al. 2017, for details) we have calculated distribution of $\log(I_{\parallel}/I_{\perp})$ explicitly for each EoS. The result is shown in Figure 2. We conclude, that this distribution can be, in general, described as a normal one with zero average and a standard deviation of 0.1.

At last, the theoretical value of x_{sd} was generated as a sum of three aforementioned terms. Its cumulative distribution is shown in Figure 3 by a dotted line (for case of zero $\langle \log(\mu_{\perp}/\mu_{\parallel}) \rangle$ and $\sigma_{\mu} = 0.55$) or by orange area around the observed CDF. This area covers all theoretical CDFs which are consistent statistically with the observed one. For them we adopted various $\langle \log(\mu_{\perp}/\mu_{\parallel}) \rangle$ and σ_{μ} and calculated Kolmogorov-Smirnov two-sample p-value at each step. The distribution of all p-values is shown in Figure 4. The contours that bound areas with p-value larger than 0.01, 0.05, 0.2 and 0.5 correspondingly are also shown. If the p-value is larger than 0.01, then the model can be considered statistically consistent with the observations at better than 99% significance.

One can see, that case of non-evolving magnetic fields is far beyond the obtained credible area of $\log(\mu_{\perp}/\mu_{\parallel})$ distribution parameters. Indeed, KS-test gives the probability $p \approx 3 \times 10^{-14}$ that observed and synthetic subsets are statistically consistent.

Instead, pulsar data seem to be consistent with the assumption that orthogonal pulsars have systematically larger magnetic fields (for ≈ 0.17 dex), while the standard deviation for σ_{μ} over pulsar population

³ There is no fundamental reason, however, why the moment of inertia, magnetic field, its orientation and spin-down parameters (k_0 , k_1) could not depend on each other.

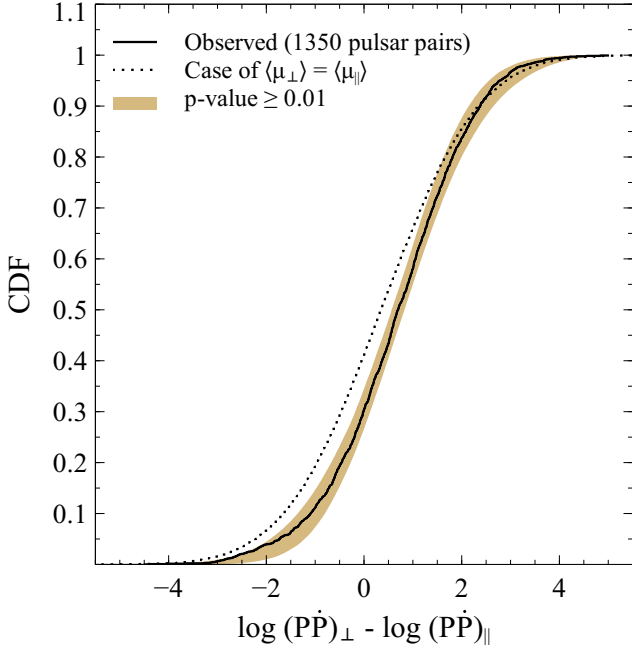


Figure 3. Black line: observed cumulative distribution of logarithmic difference x_{sd}

for 1350 pairs of orthogonal and aligned pulsars. Black dotted line: theoretical distribution of x_{sd} obtained under the assumption of non-evolving magnetic fields (specifically, $\langle \mu_{\perp} \rangle = \langle \mu_{\parallel} \rangle$, $\sigma_{\mu} = 0.55$). This distribution is inconsistent with the observed one at 3×10^{-14} significance level according to the two-sample Kolmogorov-Smirnov test. On the other hand, the orange area around the observed curve is covering all theoretical distributions that assume various $\langle \log(\mu_{\perp}/\mu_{\parallel}) \rangle \neq 0$ and which are statistically consistent with the observed one at better than 99% significance (see Figure 4).

is ≈ 0.47 dex. The latter value is consistent with $\sigma_{\mu} \approx 0.55$ got from population synthesis (Faucher-Giguère & Kaspi 2006; Igoshev et al. 2022). And technically consistent with the idea of decaying magnetic fields of isolated neutron stars (e.g. Viganò et al. 2013; Igoshev & Popov 2015), if one assumes that aligned rotators are systematically older than the orthogonal ones.

Therefore, the general spin-down law (1) seems consistent with the statistics of aligned and orthogonal pulsars' spin-down, if the appropriate difference in magnetic fields of two types of pulsars is assumed. This is the main result of our work.

4 DISCUSSION: PULSAR BRAKING INDEX

The results described above were obtained assuming that Equation (1) is valid for any pulsar at every moment. This law has a purely theoretical origin and is supported by detailed numerical simulations. It is widely accepted as long as it is highly successful in reproducing statistics of pulsar timing parameters in the framework of population synthesis (Faucher-Giguère & Kaspi 2006; Ridley & Lorimer 2010; Gullón et al. 2014). However, no direct observational evidence for (1) have been obtained so far.

One of the long-standing, key problems in pulsar spin-down physics is the value of the so-called *braking index*. Let's assume, that pulsar spin-down can be described in general by the equation

$$\dot{P}P^{n-2} = f(\mu, I, \alpha), \quad (7)$$

where $f(\cdot)$ does not depend on spin period P explicitly. The param-

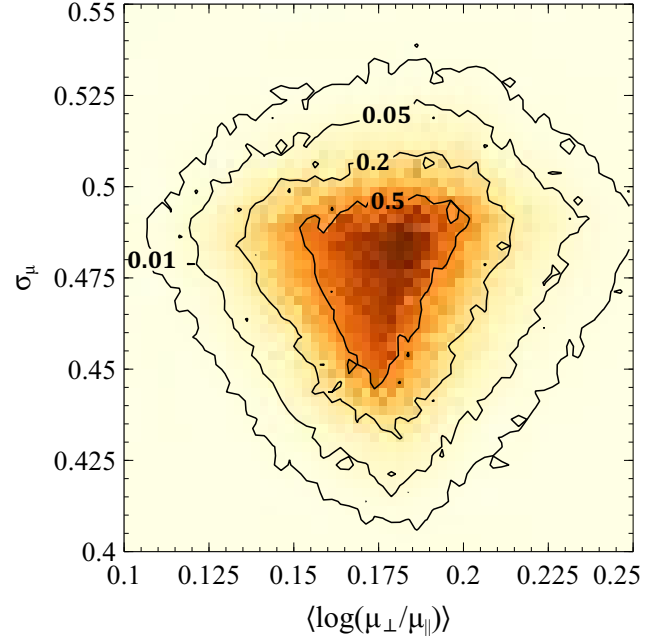


Figure 4. Distribution of KS-test p-values calculated for pairs of observed and theoretical distributions of x_{sd} , assuming that magnetic field distributions of orthogonal and aligned pulsars are not the same but $\log(\mu_{\perp}/\mu_{\parallel}) \sim \text{normal}(\langle \log(\mu_{\perp}/\mu_{\parallel}) \rangle, \sigma_{\mu}\sqrt{2})$. Black contours bound the areas where KS p-value is larger than 0.01, 0.05, 0.2 and 0.5 respectively. It is clear, that orthogonal pulsars must have $\approx 0.12..0.22$ dex larger magnetic moments to be consistent with the observations.

eter n here is the braking index – a dimensionless quantity, which value reflects spin-down physics. The physical sense of n became more clear when Equation (7) is rewritten in terms of the spin frequency $\Omega = 2\pi/P$ as $\dot{\Omega} \propto \Omega^n$.

The standard model (1) corresponds to $n = 3$ – the canonical value. However, the actual value of n is still poorly constrained by the observations. In principle, it can be estimated as $n_{\text{obs}} = \Omega\dot{\Omega}/\dot{\Omega}^2$ assuming that $f(\cdot)$ is constant for a given pulsar. But, as long as $\dot{\Omega}$ for real objects is strongly affected by neutron star rotational irregularities, n_{obs} is confidently known only for a handful of objects (see e.g. Hobbs et al. 2010; Biryukov et al. 2012, and references therein). However, even in these cases, n shows a pretty wide range of values from ~ 0.9 to 3.15 (Archibald et al. 2016). Therefore, any observational test of the true value of n still makes sense.

The analysis of spin periods and their derivatives of orthogonal and aligned pulsars avoid using $\dot{\Omega}$ (to \dot{P}). This allowed us to suggest a method for the rough constraint of n using the data set discussed in this work. The idea of the method is as follows. Let's introduce a more general spin-down ratio based on (7):

$$x_{\text{sd}}(n) = \log(P^{n-2}\dot{P})_{\perp} - \log(P^{n-2}\dot{P})_{\parallel}. \quad (8)$$

Theoretically, the distribution of this quantity should be the same as that of the logarithmic ratio

$$y = \log\left(\frac{f(\mu_{\perp}, I, \alpha_{\perp})}{f(\mu_{\parallel}, I, \alpha_{\parallel})}\right) = \log f_{\perp} - \log f_{\parallel} \quad (9)$$

if n is equal to the true value. On the other hand, the distribution of $\log(f_{\perp}/f_{\parallel})$ can be independently estimated from the distribution of $x_{\text{sd}} = \log(\dot{P}_{\perp}/\dot{P}_{\parallel})$ taken only for pairs of pulsars which periods are either equal or very close to each other. A small difference in

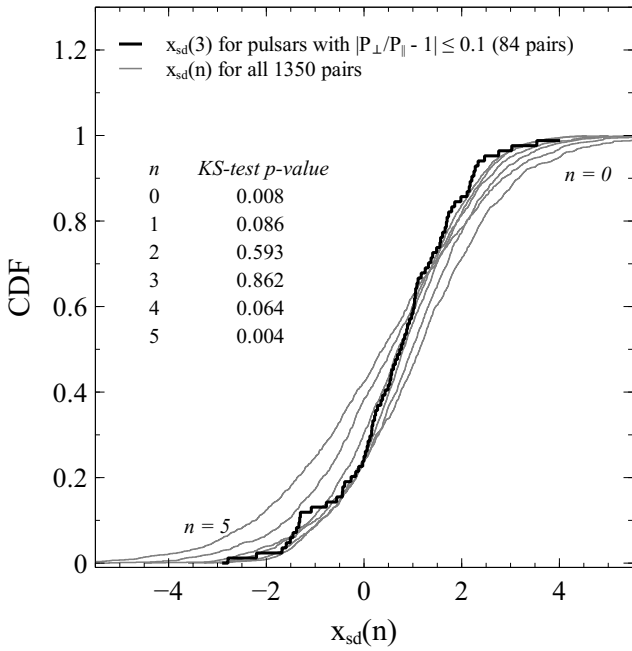


Figure 5. Grey lines: CDF of $x_{sd}(n)$ (Eq. 8) calculated over 1350 pairs of pulsars for $n = 0..5$. Black line: CDF of x_{sd} for 84 pairs of pulsars with close periods. These distributions are statistically equal while $n = 1..4$ which gives simple constraint on value of braking index in the pulsar spin-down law.

P_{\perp} and P_{\parallel} in this case making x_{sd} technically close to $\log(\dot{P}_{\perp}/\dot{P}_{\parallel})$ which does not depend on n explicitly.

Thus, from the subset of pulsars under investigation, we have formed 84 pairs of objects such that $|P_{\perp}/P_{\parallel} - 1| < 0.1$. Distribution of x_{sd} for them is shown in Figure 5 by the thick black line. We compare it with the distribution of $x_{sd}(n)$ calculated for all 1350 pulsar pairs assuming $n = 0..5$ with step 1. It has been found, that corresponding KS-test p-values remain larger than 0.01 for n in 1..4. This interval can be considered as a simple constraint on the value of braking index n in (7) at significance not worse than 99%.

5 CONCLUSIONS

The undertaken analysis has shown that:

- observed statistics of PP of nearly aligned and nearly orthogonal pulsars is consistent with theoretical spin down law (1) obtained from 3D simulations;
- magnetic fields of orthogonal pulsars are ~ 0.2 dex stronger than that of aligned ones;
- if one assumes pulsar spin-down law in the more general form $\dot{P}P^{2-n} = f(\mu, I, \alpha)$, then n lies within 1..4 with confidence not worse 99%;

The second conclusion is qualitatively consistent with the idea of magnetic field decay. Indeed, if orthogonal pulsars in our subset are younger than the aligned ones, then pulsar magnetic fields decay for ~ 0.2 dex during tens of Myr of pulsar evolution. This is quite a slow field evolution rate, but this is consistent with that obtained for more sophisticated analysis in other works (e.g. see Igoshev & Popov 2014, 2015; Igoshev et al. 2021, and references therein).

On the other hand, as it has been argued in Novoselov et al. (2020), observed orthogonal pulsars are expected to have larger magnetic

fields because the pulsar “death line” condition depends on the obliquity α . Specifically, an orthogonal pulsar with a relatively weak magnetic field crosses the death line earlier than the aligned one with the same parameters. Therefore, the magnetic field decay effect seen in our analysis could be partially due to observational selection effects. It can be accurately taken into account in the framework of single pulsar population synthesis, which is beyond the scope of our work.

It could be only noticed, that there have been many attempts to reproduce actual statistics of pulsar parameters with synthetic distributions. However, no solid conclusion about the empirical magnetic evolution model has been made. Moreover, it remains unclear whether magnetic evolution is really necessary for reproducing properties of the pulsar population in hand.

The problem there are conflicting results obtained within various population synthesis runs. Namely, the properties of isolated rotation-powered pulsars were satisfactorily reproduced within different models of pulsar evolution: by assuming either constant magnetic fields (Faucher-Giguère & Kaspi 2006; Ridley & Lorimer 2010) or slowly decaying fields (Bhattacharya et al. 1992; Popov et al. 2010) or, vice versa, rapidly decaying fields (Lyne et al. 1985; Gullón et al. 2014). These paradoxical results probably indicate that population synthesis of normal pulsars is, in fact, weakly sensitive to the assumption about NS magnetic history.

Thus, we have to admit, that magnetic field decay could be the reliable, but not the ultimate interpretation of the discrepancy between observed and modelled distributions of pulsars $\log(P\dot{P})_{\perp} - \log(P\dot{P})_{\parallel}$. Further investigation of this effect is still needed.

ACKNOWLEDGMENT

This work was supported under the Ministry of Science and Higher Education of the Russian Federation grant 075-15-2022-262 (13.MNPMU.21.0003).

DATA AVAILABILITY

The data underlying this article will be shared on reasonable request to the corresponding author.

REFERENCES

- Archibald R. F., et al., 2016, *Astrophys. J. Lett.*, **819**, L16
- Bhattacharya D., Wijers R. A. M. J., Hartman J. W., Verbunt F., 1992, *Astron. and Astrophys.*, **254**, 198
- Biryukov A., Beskin G., Karpov S., 2012, *MNRAS*, **420**, 103
- Biryukov A., Astashenok A., Beskin G., 2017, *MNRAS*, **466**, 4320
- Faucher-Giguère C.-A., Kaspi V. M., 2006, *Astrophys. J.*, **643**, 332
- Gullón M., Miralles J. A., Viganò D., Pons J. A., 2014, *MNRAS*, **443**, 1891
- Haskell B., Melatos A., 2015, *International Journal of Modern Physics D*, **24**, 1530008
- Hobbs G., Lyne A. G., Kramer M., 2010, *MNRAS*, **402**, 1027
- Igoshev A. P., Popov S. B., 2014, *MNRAS*, **444**, 1066
- Igoshev A. P., Popov S. B., 2015, *Astronomische Nachrichten*, **336**, 831
- Igoshev A. P., Popov S. B., Hollerbach R., 2021, *Universe*, **7**, 351
- Igoshev A. P., Frantsuzova A., Gourgouliatos K. N., Tsihli S., Konstantinou L., Popov S. B., 2022, *MNRAS*, **514**, 4606
- Johnston S., Kramer M., 2019, *MNRAS*, **490**, 4565
- Keith M. J., Johnston S., Weltevrede P., Kramer M., 2010, *MNRAS*, **402**, 745
- Lyne A. G., Manchester R. N., 1988, *MNRAS*, **234**, 477
- Lyne A. G., Manchester R. N., Taylor J. H., 1985, *MNRAS*, **213**, 613
- Maciesiak K., Gil J., Ribeiro V. A. R. M., 2011, *MNRAS*, **414**, 1314

- Malov I. F., Nikitina E. B., 2011, [Astronomy Reports](#), **55**, 878
- Malov I. F., Nikitina E. B., 2013, [Astronomy Reports](#), **57**, 833
- Manchester R. N., Hobbs G. B., Teoh A., Hobbs M., 2005, [AJ](#), **129**, 1993
- Manchester R. N., et al., 2010, [ApJ](#), **710**, 1694
- Novoselov E. M., Beskin V. S., Galishnikova A. K., Rashkovetskiy M. M., Biryukov A. V., 2020, [MNRAS](#), **494**, 3899
- Özel F., Freire P., 2016, [Ann. Rev. of Astronomy and Astrophysics](#), **54**, 401
- Philippov A., Tchekhovskoy A., Li J. G., 2014, [MNRAS](#), **441**, 1879
- Popov S. B., Pons J. A., Miralles J. A., Boldin P. A., Posselt B., 2010, [MNRAS](#), **401**, 2675
- Radhakrishnan V., Cooke D. J., 1969, [Astrophys. Lett.](#), **3**, 225
- Rankin J. M., 1990, [ApJ](#), **352**, 247
- Rankin J. M., 1993a, [ApJS](#), **85**, 145
- Rankin J. M., 1993b, [Astrophys. J.](#), **405**, 285
- Ridley J. P., Lorimer D. R., 2010, [MNRAS](#), **404**, 1081
- Spitkovsky A., 2006, [Astrophys. J. Lett.](#), **648**, L51
- Tauris T. M., Manchester R. N., 1998, [MNRAS](#), **298**, 625
- Viganò D., Rea N., Pons J. A., Perna R., Aguilera D. N., Miralles J. A., 2013, [MNRAS](#), **434**, 123
- Weltevrede P., Johnston S., 2008, [MNRAS](#), **387**, 1755

This paper has been typeset from a \TeX/L\AA\TeX file prepared by the author.