

# Raft-Forensics: High Performance CFT Consensus with Accountability for Byzantine Faults

Weizhao Tang

Carnegie Mellon University

Peiyao Sheng

University of Illinois at Urbana-Champaign

Pronoy Roy

Carnegie Mellon University

Xuechao Wang

University of Illinois at Urbana-Champaign

Giulia Fanti

Carnegie Mellon University

Pramod Viswanath

Princeton University

## Abstract

Crash fault tolerant (CFT) consensus algorithms are commonly used in scenarios where system components are trusted—e.g., enterprise settings and more recently a variety of central bank digital currency (CBDC) projects. However, CFT consensus can be broken by even a single corrupt node. A desirable property in the face of such potential Byzantine faults is *accountability*: if a corrupt node breaks protocol and affects consensus safety, it should be possible to identify the culpable components with cryptographic integrity from the node states. Accountability has only been studied very recently for Byzantine fault tolerant (BFT) protocols, and a comparable study for CFT protocols is limited. More generally, efficient, accountable, and backwards-compatible CFT systems remain uncommon, both in theory and in practice. We address this gap by proposing Raft-Forensics, a provably accountable light-weight variant of the popular Raft CFT protocol. We theoretically prove that if two honest components fail to reach consensus, the Raft-Forensics auditing algorithm finds the adversarial component that caused the inconsistency. We implement Raft-Forensics as an extension to the widely-used nuRaft implementation of Raft and demonstrate that Raft-Forensics adds low overhead to vanilla Raft. With 256 byte messages, Raft-Forensics achieves a peak throughput 87.8% of vanilla Raft at 46% higher latency (+44 ms). We finally integrate Raft-Forensics into the open-source central bank digital currency OpenCBDC, and show that in wide-area network experiments, Raft-Forensics achieves 97.8% of the throughput of Raft, with 14.5% higher latency (+326 ms).

## 1 Introduction

In the theory and practice of distributed systems, crash fault tolerance plays a central role [31]. Crash fault tolerant (CFT) protocols allow a system to come to consensus on a log of events even in the presence of nodes that may crash, but otherwise follow protocol [21, 26, 35, 45]. CFT systems are widely deployed in enterprise systems and support various

high-profile services [4, 9, 19, 24, 26]. For example, prevalent systems like etcd [15], CockroachDB [43] and Consul [25] employ CFT protocols like Raft [35]. CFT protocols are also widely-used in security-sensitive critical infrastructure [24, 37], including prospective Central Bank Digital Currencies (CBDCs) [30, 32].

CFT protocols provide theoretical correctness guarantees under the assumption that at least a certain fraction of nodes follow protocol, and remaining nodes may suffer from crashes. However, these assumptions can be broken in practice. For instance, an agent could be Byzantine, meaning that it can misbehave arbitrarily, e.g., by delaying or tampering with messages. In such cases, consensus can be trivially broken.

One possible solution is to replace the CFT protocol with a *Byzantine fault tolerant* (BFT) protocol, which guarantees consensus under not only crash faults, but also under Byzantine faults [3, 6, 8, 18, 20, 22, 29, 47]. This is a viable solution, though swapping out consensus protocols may be impractical for organizations that have already built infrastructure around a particular CFT system.

In this paper, we explore a complementary approach to managing Byzantine faults: *accountability*. That is, in the case of Byzantine faults in a CFT protocol, can an auditor with access to locally-stored protocol states identify *which* node(s) were responsible for the misbehavior, with cryptographic guarantees? In particular, we want to provide this guarantee by making minimal changes to an existing system and protocol, rather than completely replacing the consensus mechanism.

Accountability for BFT protocols has been studied systematically very recently, both as an intrinsic attribute of existing protocols [33, 34, 38] and as an important feature in the design of new protocols [5, 10, 39, 42]. However, there is comparatively little work on CFT protocols that incorporate accountability for Byzantine faults [21, 23]. An important prior work called PeerReview tackled this problem in the context of general CFT protocols [23]. However, being a general-purpose protocol, it does not always achieve competitive performance with the underlying CFT protocol (details

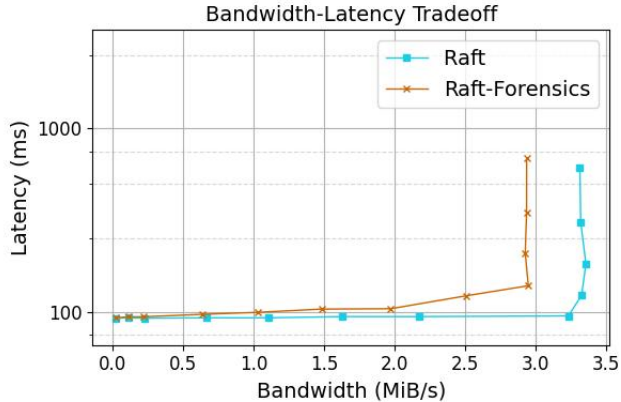


Figure 1: Bandwidth-latency tradeoffs of consensus algorithms over 4 nodes at message size of 256 Bytes.

in §C). Hence, to our knowledge, existing work on accountability for CFT protocols either: (1) is very general, and thus incurs high performance overhead when applied to specific CFT protocols (e.g., PeerReview [23]), and/or (2) does not include a full implementation-based evaluation to measure the practical effect of accountability [21, 23].

**Our goal in this work is to design a practical, protocol-specific modification of Raft [35]—a widely-used CFT protocol known for its simplicity and low overhead—to endow it with accountability.** In particular, we want the modification to be backwards-compatible with existing systems that use Raft, while incurring minimal throughput and latency overhead. Technically speaking, realizing our objective entails addressing several critical questions: *What happens if a node within a CFT protocol is maliciously compromised? How should we modify the protocol to ensure that the Byzantine node is held accountable? What is the minimal cost required to achieve accountability?*

Our contributions are threefold:

- **Accountably-Safe Consensus:** We propose Raft-Forensics, a lightweight modification of the Raft protocol that provably guarantees to expose at least one node that committed Byzantine faults when consensus is violated. Note that we cannot guarantee to detect more than one Byzantine node, as only one malicious node is needed to break CFT consensus; however, for certain classes of attacks involving multiple Byzantine nodes, we are able to detect multiple misbehaving nodes (§B.2.2). The main intellectual contribution is in identifying the simplest possible algorithmic changes to the consensus protocol, while acquiring accountability for Byzantine faults and retaining crash fault tolerance. Our key finding is such an identification: adding only new signatures during log replication and leader election. Theoretically proving that these changes are sufficient requires reasoning about what cases can (and cannot) occur in an execution, an analysis of independent interest in the

literature on proofs of consensus protocols.

- **Performance Evaluation:** We implement Raft-Forensics as a fork of nuRaft, a popular C++ implementation of Raft. We evaluate its performance compared to Raft, both in direct experiments and by seamlessly integrating Raft-Forensics into OpenCBDC [30], an open-source CBDC implementation. In direct comparisons, we observe in Fig. 1 that Raft-Forensics achieves performance close to vanilla Raft (experimental details in §7). For instance, in end-to-end experiments, it achieves a maximum throughput that is 87.8% the maximum throughput of vanilla Raft, at 46% higher confirmation latency (44 ms). In our OpenCBDC experiments over a wide-area network, Raft-Forensics achieves 2.2% lower throughput at 14.4% higher latency (326 ms) than vanilla Raft.
- **Fault Tolerance in Liveness:** It is impossible to provably expose certain Byzantine faults that only affect liveness. In light of this, we present Live-Raft-Forensics that *tolerates* such faults committed by one node. Algorithmically, Live-Raft-Forensics introduces a new two-shot audit procedure by nodes that suspect liveness faults; it also changes the leader election process to be round-robin rather than the randomized leader election specified by vanilla Raft. We theoretically prove that Live-Raft-Forensics guarantees the completion of every client transaction within finite period of time in a partially-synchronous network.

## 2 Related Work

**CFT protocols** CFT protocols are designed to handle crash faults, where nodes may fail but do not exhibit malicious behavior. Paxos [28] is a foundational CFT protocol, whose variants have been widely adopted in distributed systems [4, 7, 13, 41]. However, Paxos is known for its complexity and challenges in implementation [45]. Raft [35] is a CFT protocol that aims to provide a more understandable and easier-to-implement alternative to Paxos. Raft has been adopted in various database systems [2, 36, 43].

**Accountability** Accountability allows protocols to identify and hold misbehaving participants responsible when security goals are compromised [27]. In the context of fault-tolerant protocols, accountability allows a protocol to identify culpable participants when security assumptions are violated and demonstrate their misconduct. Recent work [38] has examined several widely used BFT protocols and assessed their inherent accountability levels without altering the core protocols. Since CFT protocols are explicitly designed to handle only crash faults, integrating accountability offers a lightweight enhancement to detect Byzantine actors.

One prior work [21] explored the accountability of the Hyperledger Fabric blockchain, which features a pluggable con-

sensus mechanism. This study conducted a case analysis of incorporating accountability into a Hyperledger Fabric system underpinned by a CFT protocol, Apache Kafka [19] (called Fabric\*). However, this work treats the consensus module as a cluster, offering accountability only at the level of the entire consensus group (not individual nodes within the group). In contrast, we aim to identify and attribute Byzantine faults to individual misbehaving consensus replicas participants.

Fabric\* introduces two primary modifications. First, parties must sign every message they send. Second, it enforces a deterministic block formation algorithm to eliminate ambiguity. However, these changes are neither necessary nor sufficient for ensuring accountability in Raft. Additionally, Fabric\* ensures liveness only when all parties are honest while our Live-Raft-Forensics approach (§8.1) guarantees liveness even in the presence of a single Byzantine corruption. Finally, Fabric\* does not empirically evaluate their system, whereas we evaluate performance empirically.

PeerReview [23] builds a framework for accountability that applies to general distributed systems. Although it accounts for Byzantine faults in Raft as Raft-Forensics does, it has substantially higher overhead communications and space requirements than Raft-Forensics, which we discuss in §C in detail. In particular, under high workloads, PeerReview has 5× higher communication overheads than Raft-Forensics and a prohibitive spatial overhead compared to a constant spatial overhead in Raft-Forensics. PeerReview requires nodes to audit each other, instead of assuming a central auditor as we do (§3). To address this difference, we also analyze the theoretical complexity of a variant of PeerReview, which we term HubReview, in §C. However, even HubReview incurs substantially higher communication and memory overhead than Raft-Forensics. PeerReview also fails to account for Byzantine behavior by the client, while such Byzantine behavior is included in our model (§3). Therefore, Raft-Forensics is not replaceable by PeerReview.

### 3 Background on Raft

The Raft consensus algorithm [35] manages a replicated log among multiple distributed nodes in the presence of crash failures. In this section, we first introduce the common parts of model both Raft and our protocol used (§3). We then delve into the Raft protocol details and demonstrate how system security is guaranteed (§3.1).

**Raft Model** The system operates with  $n = 2f + 1$  server nodes, where  $f$  is the maximum number of nodes that may encounter crash faults at the same time. Nodes that have crashed may recover and rejoin the system. Raft maintains the system consensus by letting a *leader* node coordinate the other nodes, namely the *follower* nodes. Each server node maintains a sequence of entries, called a log. Each entry is

identified by a tuple  $(t, j)$ , representing its term and index respectively. Entries that belong to the same term are proposed by the same leader. When leader changes, the term number is incremented. The succeeding leader then proposes new log entries carrying increasing indices following the latest one in the local logs.

Clients are another type of participants in the system that submit requests to an arbitrary server node. If the receiving node is not the current leader, the request is relayed to the leader for further action. Clients are unable to influence server machines or inter-node communications.

The system is partially synchronous, i.e., there exists a global stabilization time (GST) and a constant time length  $\Delta$ , such that a message sent at time  $t$  is guaranteed to arrive at time  $\max\{\text{GST}, t\} + \Delta$ . The GST is unknown to the system designer and not measurable by any component of the system.

#### 3.1 Raft Consensus Protocol

A main driving factor for Raft’s creation was to simplify the protocol’s design, breaking it down into smaller subproblems, including a distinct *leader election* process and a more structured approach to *log replication*.

Once a node becomes a leader, it begins accepting requests from clients. When a new request is received, it is first wrapped into a log entry and marked as *uncommitted*. Then, the leader broadcasts the entry to all the followers, who replicate the entry and acknowledge the success in replication. After the leader successfully replicates the entry to more than half of the nodes, it marks the entry *committed*, applies the entry to the state machine and responds to the client. It also notifies the followers to commit the entry in the same way.

During log replication, the nodes may differ in their log lists. We use a metric called *freshness*<sup>1</sup> to evaluate and compare the log lists between nodes. Generally, a node is fresher than another means the node is more progressive in replicating log entries. We formally define freshness as below.

**Definition 1** (Freshness). *A log entry  $x$ ’s freshness is denoted by the tuple  $(t_x, j_x)$ , which represents the *term* and *index* of  $x$ . Entry  $x$  is as fresh as entry  $y$  if  $t_x = t_y \wedge j_x = j_y$ .  $x$  is fresher than  $y$  if  $(t_x > t_y) \vee (t_x = t_y \wedge j_x > j_y)$ . In contrast,  $x$  is staler than  $y$  if  $(t_x < t_y) \vee (t_x = t_y \wedge j_x < j_y)$ .*

Under this definition, any finite set of entries can be *totally ordered* by node freshness, implying that each entry has a freshness rank inside the set. For convenience, we extend the concept of freshness to nodes. Specifically, the freshness of a given node is determined by the freshness of its most recent local log entry, irrespective of whether this entry has been committed or not.

The leader election process is designed to tolerate crash leaders. All nodes start in a follower state. If they don’t hear

<sup>1</sup>The original Raft paper uses the concepts, but has no such abstraction. We formalize this for convenience.

from a leader after a certain amount of time, they transition to the candidate state and start an election to become the leader. Other nodes vote (once) for the first candidate whose log entries are not *staler* than their own. The candidate with votes from a majority of the nodes becomes the new leader.

**Safety** The primary safety property that Raft ensures is state machine safety stated in Def. 2; it guarantees that the log list never forks between two honest nodes.

**Definition 2** (State Machine Safety). *If an (honest) server has applied a log entry at a given index to its state machine, no other (honest) server will ever apply a different log entry for the same index.*

State machine safety is guaranteed in Raft such that every pair of honest nodes never applies two conflicting entries, even if they are at the same term. When the leader is honest, conflicting entries cannot be created in the same term. When followers are honest, every leader is voted correctly and deservedly, such that conflicting entries cannot be at different terms. However, if either the leader or the follower is corrupt, safety is no longer guaranteed. We elaborate on this with two examples in §5.

## 4 Accountability in Raft

Although Raft guarantees safety and liveness towards crash faults, it lacks resilience against even a single Byzantine fault. In this section, we first illustrate the additional threat model and tools needed to add accountability to Raft (§4.1). Subsequently, we define the desired accountability properties formally. (§4.2).

### 4.1 Threat Model

In addition to the previous model assumptions for vanilla Raft in §3, we further assume the existence of  $b \geq 1$  nodes that encounter Byzantine faults. To enable two honest nodes to conflict with each other, we assume  $b \leq n - 2$ . Byzantine nodes can arbitrarily deviate from the stipulated protocol. Specifically, the adversary is capable of determining whether, when, and what to send to every honest node. It is also capable of reading and copying the persistent states of every honest node without any delays. In addition, it has full information about the network traffic, for example, end-to-end latency between every pair of nodes. However, it is unable to influence the honest nodes or the communication among them.

Though Byzantine faults pose a risk to both the liveness and safety of the system, when liveness is compromised, gathering evidence to indict the adversarial nodes proves challenging [38]. We defer the detailed discussion and the design of a liveness-focused protocol variant to §8. This paper mainly focuses on accounting for Byzantine faults that imperil safety,

to achieve which, we need to introduce additional assumptions and roles into the system.

**PKI** We first assume the existence of a Public Key Infrastructure (PKI). Each node  $u$  maintains a pair of private and public keys  $s[u]$  and  $p[u]$  respectively, and  $p[u]$  is known by every party in the system, including other nodes, clients, and auditors. A node  $u$  can use its private key  $s[u]$  to create an unforgeable signature over (the hash of) an arbitrary message  $m$ , denoted by  $\sigma_{s[u]}(\text{Hash}(m))$ , and the signature can be verified with  $u$ 's public key,  $p[u]$ . A collision-resistant cryptographic hash function **Hash** is known to every node. Both signing a message and verifying the signature can be executed in time that is polynomial in message size.

**Auditor** To identify the adversary, we introduce an *auditor*. It is permitted to query the full states of any node (details in §5.1) and to accept transaction receipts from clients, sourced from the server node that executed the client's requests. In response, an honest node always provides the required information to the auditor; a Byzantine node can respond arbitrarily. The auditor determines the safety of the system by checking data legitimacy and consistency among the nodes, as a function of the received state information. However, auditors are unable to influence the system directly. Our main goal is to define modifications to the consensus protocol and an auditing algorithm that jointly enable an auditor to uncover the identity of the adversarial node if the state machine safety property is violated or a legitimate client receipt conflicts with the state machine logs.

### 4.2 Accountability Properties

Accountability aims to identify the responsible party following a safety violation. Our goal is to design a protocol and an audit algorithm that satisfies the following definition.

**Definition 3** (Accountability). *Let  $C$  denote a consensus algorithm that solves the SMR problem.  $C$  has accountability if there exists a polynomial-time auditing algorithm  $A$  s.t.*

- (a)  *$A$  takes the states of  $C$  as input.*
- (b) *If the State Machine Safety property is violated,  $A$  outputs a non-empty set of nodes and irrefutable proof that each member of the set violated protocol. Otherwise,  $A$  outputs  $\perp$ .*

Furthermore, we extend our goal to designing a protocol that satisfies client accountability as defined below. Client accountability ensures that a client can always trust the receipts it receives from a leader.

**Definition 4** (Client Accountability). *Let  $C$  denote a consensus algorithm that has accountability.  $C$  has client accountability if there exists a polynomial-time auditing algorithm  $A^1$ ,*

such that if an honest node has a different committed log entry at the same height as the entry in a client’s legitimate receipt,  $\mathcal{A}^1$  outputs a non-empty set of (server) nodes and irrefutable proof that shows the culpability of each node in the set.

## 5 Design

We describe the design of Raft-Forensics. On a high level, as introduced in §3.1, Raft consists of two subprotocols – log replication and leader election. In log replication, leaders create and propose new log entries and followers vote for these entries. In leader election, candidates request for vote and followers vote for them. Both subprotocols are modified in Raft-Forensics (§5.2 and §5.3) such that each node must be held responsible for all these activities it participated in. This is implemented by hashes and digital signatures, which inevitably requires additional states to maintain. We list these states in §5.1.

Before diving into the details, we start with two example attacks and discuss how we account for them.

**Example 1 (Leader’s Attack).** *Let Mallory be a corrupt leader and  $P, P^1$  be two disjoint sets of honest followers of equal size  $f$ . From two distinct client requests, Mallory creates two log entries  $B$  and  $B^1$ , both having the same index. Then, she commits  $B$  with  $P$  and  $B^1$  with  $P^1$ , where each side has sufficient  $(f + 1)$  nodes to succeed. As a result, honest nodes in  $P$  and  $P^1$  conflict on the blockchain states.*

**Example 2 (Follower’s Attack).** *Suppose Mallory is a corrupt follower and Carol is an honest candidate for leader. Mallory and  $f$  other honest nodes (including Dave) have committed entry  $B$ , but Carol does not have it, which means she is fresher than at most  $f$  nodes including herself. Suppose Carol can acquire **exactly**  $f$  votes that do not suffice for leadership. After Mallory dishonestly casts an illegal vote for Carol, she wins the election undeservingly. Then, Carol commits a different entry  $B^1$  with the same index as  $B$ , which conflicts with Dave.*

**Strawman Solution** To deal with Example 1, we can naïvely force the leader to sign every entry he creates, and let the followers keep all leader’s signatures for cross checks. As for Example 2, we can also force Mallory to sign her vote for entry  $B$  and also for Carol as a candidate. Her signatures will be included in a commitment certificate (CC) of entry  $B$  and a leader certificate (LC) of Carol, both of which include  $f + 1$  signatures and will be distributed to all nodes as proof of commitment and leadership. Each node must keep all certificates it ever received.

This strawman solution is provably sufficient for accountability, but its time and spatial complexities are unnecessarily high. In contrast, Raft-Forensics uses only necessary states and procedures to achieve significantly lower overhead, as shown in Appendix C. We show that our reduced states and

procedures suffice for accountability in §6. Perhaps surprisingly, our proof implies that all safety attacks must include at least one of these atomic examples, in spite of the seemingly large attack surface.

### 5.1 Maintained States

Field Name	Description
<b>Commitment Certificate (CC) Fields</b>	
<code>term</code>	term number of the entry
<code>index</code>	index of the entry
<code>pointer</code>	hash pointer $h_{\text{index}}$
<code>voters</code>	IDs of $f + 1$ voters
<code>signatures</code>	Signatures on <code>pointer</code> by <code>voters</code>
<b>Vote Request Fields</b>	
<code>leader</code>	ID of candidate
<code>term</code>	Term number of candidate
<code>freshness</code>	$(\text{term}, \text{index})$ of the latest log entry owned by <code>leader</code> before election
<code>pointer</code>	hash pointer $h_{\text{index}}$
<b>Leader Certificate (LC) Fields</b>	
<code>request</code>	vote request that voters have signed over
<code>voters</code>	IDs of $f + 1$ voters
<code>signatures</code>	Signatures on <code>Hash(request)</code> by <code>voters</code>
<b>Client Receipt Fields</b>	
<code>entries</code>	log sub-list starting with the one with the client transaction and ending with the one with CC
<code>pointer</code>	hash Pointer of the starting entry’s predecessor
<code>certificate</code>	CC of the last entry in <code>entries</code>

Table 1: Elements of a commitment certificate, a vote request, a leader certificate, and a client receipt. All elements in this table are specific to Raft-Forensics.

A node in vanilla Raft maintains three persistent states: (1) its current term `currentTerm`, (2) the latest node that it voted for, and (3) the log list. A persistent state must be updated on stable storage before responding to RPCs. We add a few other persistent states: (4) the hash pointer cache, (5) the leader signatures, (6) the commitment certificate (CC), and (7) the election list. We describe each in detail below, but briefly: the *hash pointers* are tamper-evident proofs of the elements and their order in a log list. The *leader signatures* ensure that every entry is authenticated by its creator. The *commitment certificate* and the *election list* preserve irrefutable traces of votes for an entry or a leader.

**Log List** A log list is an ordered list of *log entries* maintained by both Raft-Forensics and vanilla Raft. The basic

format of a log entry includes three fields: 1) `term`, a non-decreasing number marking a continuous leadership during when the entry is created; 2) `index`, the sequence number starting at 0 for a universal initial entry; and 3) `payload`: the content of the log entry.

**Hash Pointers** In Raft-Forensics, each node computes the hash pointer of entry indexed by  $i$  as follows.  $\|$  denotes concatenation.

$$h_0 = \text{zero},$$

$$h_i = \text{Hash}(h_{i-1} \| \text{term}_i \| \text{index}_i \| \text{payload}_i), \quad \forall i \in \mathbb{N}.$$

It suffices for each node to maintain the hash pointer of only the latest entry and the latest *committed* entry. They suffice to ensure that the log list cannot be tampered with.

**Leader Signatures** For each unique term in the log list with last entry indexed by  $i$ , each node maintains the signature  $\sigma_{s[\ell]}(h_i)$  over the hash pointer  $h_i$  signed by the leader  $\ell$  creating the entry. This signature irrefutably shows that the leader has locked itself to the entire branch ending with the signed entry. Should a different signature exist on a conflicting branch, an auditor can directly expose the leader. All signatures are stored in a dictionary keyed by the term number.

**Commitment Certificate** Raft-Forensics adds the requirement to store the commitment certificate (CC) of only the latest committed log entry. The CC irrefutably shows that the corresponding log entry has been replicated to a quorum of nodes. A CC consists of five fields: `term`, `index`, `pointer`, `voters` and `signatures`, as shown in Table 1. The `signatures` include the leader’s own signature on the log entry and  $f$  signatures from the followers. Having produced such a signature, a node is considered a voter over the entry in question. Consequently, `voters` consists of the identities of the voters and `signatures` consists of their digital signatures on the entry.

**Election List** Like leader signatures, the election list is also a dictionary keyed by term, and valued by the corresponding leader certificate (LC) of the term. An LC consists of three fields: `request`, `voters` and `signatures`. `request` is the vote request a candidate broadcasts to gain votes for leadership. It further consists of four fields including the candidate’s freshness, as listed in Table 1. `voters` and `signatures` are analogous to those for a CC. The LC irrefutably shows that the candidate (new leader) is at least as fresh as (Def. 1) a quorum of nodes in the system. Like leader signatures, the number of LC’s also equals the number of different terms in the log list.

## 5.2 Log Replication

Raft-Forensics also modifies the log replication process. We demonstrate the process by a toy example, illustrated in Figure 2. In this example, the system has a leader  $w$  and only two followers  $x$  and  $y$  (Figure 2a). The steps are:

- (1) A client submits a request to the current leader  $w$ .
- (2)  $w$  creates a new log entry (namely  $B_5$  with index  $i$ ), appends it to its local log list, and broadcasts it to all the follower nodes  $x$  and  $y$ . In Raft-Forensics, along with  $B_5$ , the leader must attach its signature  $\sigma_{s[w]}(h_i)$  such that the recipients can verify the integrity of the chain. (Recall that  $h_i$  is the hash pointer respective to the entry’s index  $i$ .) Then, as in vanilla Raft, the leader waits for acknowledgements from at least  $f$  followers, signaling success in replicating the entry system-wide.
- (3) When a follower receives  $B_5$ , it checks whether the entry can be directly appended to its log list. This depends on whether the follower has the entry’s predecessor  $B_4$ , and whether the leader’s signature is correct; the latter condition is specific to Raft-Forensics. This check yields three possible cases:
  - (3a) If  $B_5$ ’s predecessor  $B_4$  is exactly the follower’s last log entry, the follower appends  $B_5$  to its log list and acknowledges the leader with its signature on  $h_i$ . In this example, follower  $y$  acknowledges  $w$  with signature  $\sigma_{s[y]}(h_i)$ .
  - (3b) if  $B_5$  is too fresh to append, i.e., the follower does not have its predecessor, the follower asks the leader for **log synchronization**.
  - (3c) If  $B_5$  is not fresher than the follower’s last log entry, the follower rejects it.
- (6) After the leader  $w$  receives  $f$  (out of  $2f$ ) acknowledgements, it assembles a CC (Table 1) by the  $f$  signatures within the acknowledgements plus its own signature on the entry. Then, it broadcasts the CC to all the followers, who will accept once they verify the signatures and ensure the corresponding entry does not conflict with their local committed entries. This may trigger log synchronizations (see below) if the new entry is too fresh. Once accepting a CC, both the leader and the followers apply it to their state machines and replace their stored CC’s with the latest one. The leader also notifies the client with a receipt formatted as in Table 1, which convinces the client that their request has been committed if the CC can be verified.

**Log Synchronization** A log synchronization is triggered when a follower receives a replication of a new log entry that is too fresh to append, or a commitment notification of an entry that is fresher than its latest block. In Fig. 2b, we demonstrate the process with a simple example, where follower  $x$  triggers

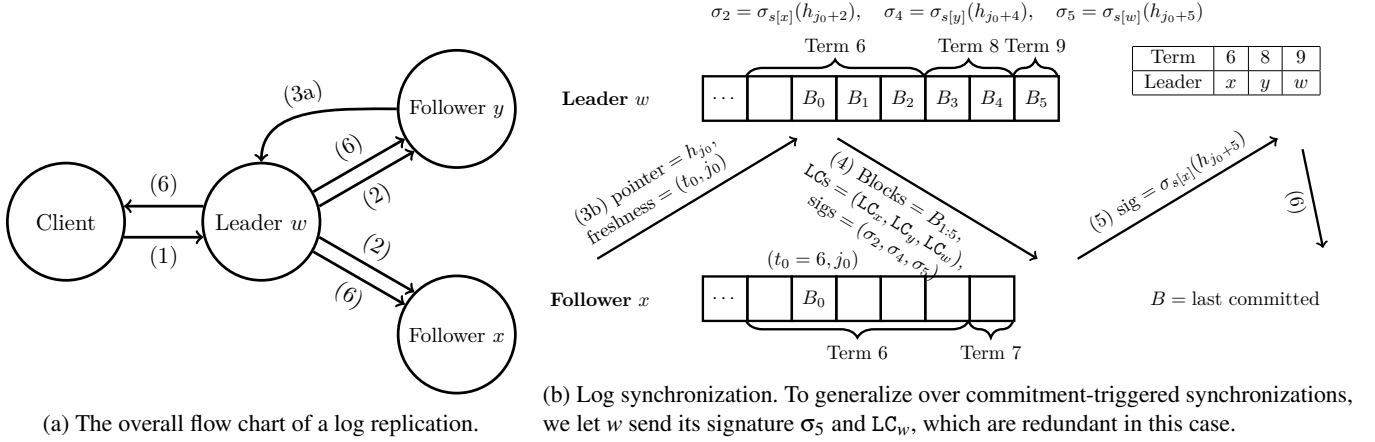


Figure 2: Flow charts of messages in log replication. The system has 3 nodes and is currently in Term 9.

the process after leader  $w$  sends an entry  $B_5$  that is too fresh to append.

- (3b)  $x$  initiates the synchronization by replying with the freshness  $(t_0, j_0)$  and the pointer  $h_{j_0}$  of its latest *committed* entry  $B_0$  to the leader. Here we assume  $i$ , the index of  $B_5$ , equals  $j_0 + 5$ .
- (4) If the leader has a conflict with  $h_{j_0}$ , it drops the request. Otherwise, it responds to the follower with the entire sub-chain starting from the entry with index  $(j_0 + 1)$  and ending with the leader’s latest entry  $B_5$ . For each unique term of the entries, the leader must also send the LC and the leader’s signature on the term’s last entry.
- (5) If the sub-chain, the LC’s and the signatures are all valid, the follower replaces all current uncommitted entries with the sub-chain, and acknowledges the leader with its signature of the sub-chain’s last entry.

In summary, our modifications to log replication guarantee that two consensus activities will inevitably leave evidence. During the creation of a log entry, a leader must attach its signature to authenticate the entry. During acknowledgement of entry replication, a follower must send its signature to the leader, which proves the follower has replicated the entry. These signatures are collected into CC’s.

### 5.3 Leader Election

In vanilla Raft, a leader election is typically initiated by a follower who detects that the current leader fails to send periodic heartbeat messages that signal its liveness. The initiating follower turns into a *candidate*, which is an intermediate role between the follower and leader roles. A leader election eventually ends with a candidate turning into a leader. This role switching requires that the candidate collect a quorum of votes, i.e., at least  $f + 1$  votes in total, including its own vote.

Recall that we aim to track the activities of voting for candidates. We make the following modifications in Raft-Forensics to ensure that the voters for every leader are traceable. When a node  $v_C$  becomes a candidate, it broadcasts a vote request to every other node that is structured as in Table 1. Then,  $v_C$  waits for responses from followers. As required in vanilla Raft, a follower  $v_F$  votes for  $v_C$  if  $v_F$  is not fresher than  $v_C$  and  $v_F$ ’s term is less than the term in  $v_C$ ’s request. Otherwise,  $v_F$  rejects the vote request. When  $v_F$  decides to vote, it must send its signature on the vote request back to  $v_C$  in Raft-Forensics, instead of “ok” in vanilla Raft.

If the candidate collects  $f + 1$  votes (including its own), it assembles an LC with the  $f + 1$  signatures included in the votes, which irrefutably shows the candidate is fresh enough to gain  $f + 1$  votes. To finally turn into a leader, the candidate must send the LC to every other node. Every node who agrees with the new leader keeps the LC in storage, corresponding to the state of election list in §5.1.

### 5.4 Auditing

During an audit, each node provides the auditor with data including the log list containing only committed entries, the leader signatures, the CC of the last committed log entry, and the election list. After collecting this data from all nodes, the auditor checks the data integrity of each node, i.e., whether the data of each node is internally consistent (e.g., the index field is incrementing, all certificates include the correct number of valid signatures from other nodes, etc.). The integrity checking algorithm is specified in Appendix B.2.1. If this check passes, the node’s data can be used for the consistency checks in the next step.

Then, the auditor checks data consistency between the node with the longest (committed) log list and all the other nodes. The consistency checking algorithm should detect whether they disagree in consensus, i.e., whether they have committed different entries at the same index. If so, the algorithm outputs

a set of the Byzantine nodes who caused the disagreement with the leader signatures, the CC's and the LC's. Otherwise, the algorithm outputs an empty set. Theorem 1 theoretically prove that such algorithm exists, and we give an example in Algorithm 2.

Finally, the auditor finds the Byzantine nodes in the union of all the outputs of the auditing algorithm. Since only one Byzantine node is enough to violate consensus, the size of the output set is at least one when consensus fails. It is possible that the algorithm returns a set with multiple nodes, which is not guaranteed to include every Byzantine node, but every node in the set must be Byzantine. If the auditor finishes without detecting any conflicts, it assigns a more recent log entry as the new root entry to all the nodes, which will discard the leader signatures and LC's before the new root, avoiding unnecessary spatial requirements.

## 5.5 Summary

To summarize, the key differences between vanilla Raft and Raft-Forensics are:

- A. Maintained States: hash pointers, leader signatures, a CC of the latest committed block, and an election list maintaining all LC's.
- B. Log Replication.
  - B1. A leader attaches its signature to the latest entry it creates.
  - B2. A follower provides a leader the follower's signature over the last entry it replicates from the leader.
  - B3. An honest node can only commit an entry if it obtains a CC for the entry or one of its descendants.
  - B4. After a transaction is completed, a client receives a receipt with a CC of a descendant (or self) of the log entry containing the transaction.
- C. Leader Election.
  - C1. To vote for the candidate, a follower must send the its signature over the candidate's vote request.
  - C2. A follower can only accept a new leader if it obtains a valid LC from the leader.

While these differences are algorithmically simple, the exact set of changes required for accountability (without hurting performance) require reasoning about a large space of safety violations. We discuss these in §6 and the proof of Thm. 1.

## 6 Raft-Forensics Accountability

### 6.1 Main Result

We present our main result, Theorem 1, which shows Raft-Forensics is able to provide accountability when consensus fails. We provide a sketch of proof and include the full proof

in Appendix A.1. The main challenge in writing this proof is enumerating the correct and minimal set of cases for analysis.

**Theorem 1** (Raft-Forensics Accountability). *Raft-Forensics achieves accountability (Def. 3).*

**Proof Sketch** In Raft-Forensics, a violation of State Machine Safety is equivalent to the following statement: there exist two honest nodes  $u$  and  $v$  with **legitimate** log chains and certificates, but neither log chain is a prefix of the other. Data legitimacy is specified in Appendix B.2.1.

To analyze a conflict, we should first check whether each term is used by only one leader. If not (Case 0), we can accuse the voter who voted for both leaders. Otherwise, we proceed to cross-checking the log lists. We let  $t_u, t_v$  denote the terms of  $u$  and  $v$ 's CC's. Without loss of generality, we assume  $t_u \geq t_v$ . In this step, our tactics rely on whether the logs have conflicting entries at term  $t_v$ .

If so (Case 1), we accuse the leader that created the entries. Otherwise (Case 2), we search for  $t_v$ 's succeeding term  $t_\ell$  in  $u$ 's log list, where the leader of  $t_\ell$  is  $\ell$ . We show that under this case, there must exist a voter that voted for  $v$ 's CC and  $\ell$ 's leader candidate at the same time. We prove that this is illegal in the full proof in Appendix A.1. By analyzing these cases, we show that if State Machine Safety is violated, we can correctly identify (at least) one Byzantine node. ■

### 6.2 End-to-End Safety for Clients

We have thus far focused on the consistency *between server nodes*. However, there still exists safety concerns with respect to the client. Although after log replication, a client receives a legitimate receipt, it is still possible that the log entry is **uncommitted** by the leader, and overwritten later by a conflicting entry.

**Example 3** (Commitment Fraud). *Suppose the leader is adversarial. It replicates the log entry  $\epsilon$  including the client's request to  $f$  honest nodes, assembles a CC of  $\epsilon$ , and replies the CC to the client. However, it withholds the CC from all the followers and commits a new log entry  $\epsilon'$  at the same position of  $\epsilon$ . All nodes overwrite  $\epsilon$  with  $\epsilon'$ , while the client still thinks  $\epsilon$  is already committed.*

In this example, the State Machine Safety property is not violated. However, this attack may cause serious safety problems such as double spending in practice. To account for this type of Byzantine faults, we extend the scope of auditing to the clients. As described in Table 1, when a transaction is complete, a client gets a receipt from the leader that includes 1) **entries** including all the log entries starting from the one with the transaction and ending with the one with CC; 2) **pointer** of the **predecessor** of the starting log entry; 3) **certificate**. Both the client and the auditor can determine whether the receipt is legitimate by verifying the signatures



in `certificate` over the hash pointer of the ending log entry derived from `pointer`. If `certificate` is valid, it is critical in revealing Byzantine nodes if the log entry conflicts with a log list maintained by an honest node.

With the above extensions to auditing, we show in Proposition 2 that for Raft-Forensics, there exists an algorithm that guarantees to find at least one corrupt node if a client detects a commitment fraud. The proof of Proposition 2 is in §A.2.

**Proposition 2** (Client Accountability). *Raft-Forensics achieves client accountability (Def. 4).*

## 7 Evaluation

We implement the log replication component of Raft-Forensics<sup>2</sup> in C++ based on nuRaft v1.3 [14] by eBay. We choose to focus on the log replication component as this is the “average case” behavior, and leader changes are expected to be rare. With roughly 2,500 lines of code, our implementation fully expands nuRaft with our OpenSSL-based designs in log replication, which correctly reflects the throughput and latency performances between leader elections. We choose the SHA-256 hash function and Elliptic Curve Digital Signature Algorithm (ECDSA) over the secp256r1 curve. For commitment certificates, we used concatenated ECDSA signatures by all the signers.

We evaluate Raft-Forensics in two phases – online phase (§7.1) and offline phase (§7.2). In the online phase, we benchmark the performance of Raft-Forensics over a WAN. In the offline phase, we evaluate the auditing procedure that scans server logs for adversarial behaviors.

### 7.1 Online Evaluation

**Setup on AWS** We evaluate Raft-Forensics over a WAN to demonstrate a geo-redundant deployment for increased resilience [11]. We simulated the WAN environment by deploying Raft-Forensics and other baseline protocols on multiple `c5.large` instances on AWS, where each instance has 2 vCPUs and 4 GB Memory. We ran the experiments on 4 and 16 instances, respectively. Because some typical applications of Raft-Forensics require the nodes to be distributed domestically, we deployed the 16 instances evenly in 8 AWS datacenters in the US, Canada and Europe. For the 4-instance experiments, we deployed the instances in 4 US datacenters.

**Baseline Protocols** We compare the performance of Raft-Forensics against Raft [14], using eBay’s NuRaft [14] implementation. We do not directly compare to state-of-the-art BFT protocols in our evaluation because our goal is to propose low-cost solutions that can be easily integrated into existing systems (i.e., the implementation should build upon existing

<sup>2</sup><https://github.com/proy-11/NuRaft-Forensics.git>

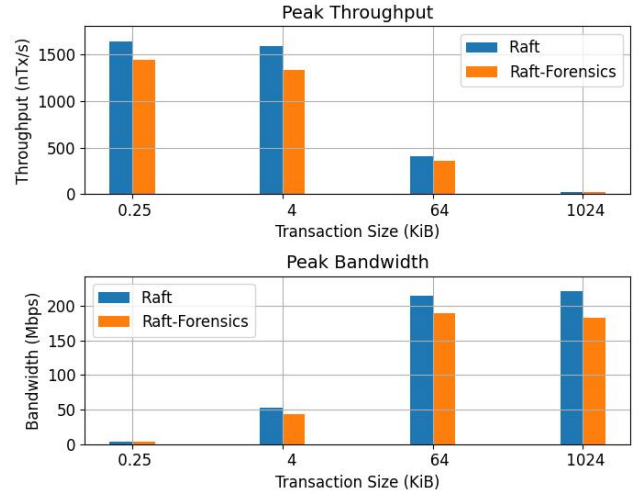


Figure 3: Peak transaction and bandwidth throughputs of consensus algorithms. ( $n = 4$  nodes)

code, and hence be some variant of Raft). Although there exist BFT variants of Raft [12, 44, 46], we were unable to confirm essential theoretical details needed to understand the protocol and guarantees. For completeness, we compare Raft-Forensics against a recent BFT protocol called Dumbo-NG [18] in Appendix E.2. However, a fair comparison is challenging, and also not the focus of this work (§9).

**Experimental Settings** We benchmark each protocol by two metrics – transaction latency and throughput. Latency is measured by the average time difference between when a transaction is confirmed and when it is sent to the servers. Throughput is measured by the average number of transactions processed per second during an experiment.

The experiments are configured by two key parameters – transaction size and number of concurrent clients. The transaction sizes range from 256 Bytes to 1 MB. For each transaction size, we sweep the number of concurrent clients sending transactions (in experiments, we let the leader machine spawn transactions). Under each configuration of transaction size and client concurrency, we run all the nodes and client processes simultaneously for 20 seconds. We measure transaction latency and throughput by the average of 5 repeated runs to reduce random perturbations. Typically, as the number of clients increases, throughput first increases linearly, and plateaus when the protocol is saturated. In contrast, latency is insensitive to the number of clients before the saturation, but rapidly increases when the bottleneck throughput is reached.

We finally evaluate the following quantities:

- **Peak throughput.** We measure the peak throughput of each baseline as the maximum number of transactions processed per second over all numbers of concurrent clients. Fig. 3 presents the performance of all protocols under transac-

tion sizes 256 Bytes, 4 KiB and 64 KiB. In comparison to Raft, Raft-Forensics has an approximately 10% loss in peak throughput under various transaction sizes, which is caused by the cryptographic operations involved.

- **Latency-Throughput tradeoff.** Under each transaction size, we measure the latency-throughput curve parameterized by number of concurrent clients. Fig. 4 shows the latency-throughput tradeoffs of the two protocols under various transaction sizes. Generally, the tradeoff of Raft-Forensics is only slightly worse than Raft.

## 7.2 Offline Evaluation

We next evaluate the offline performance of log auditing. In more detail, Theorem 1 states that we can find at least 1 culprit when State Machine Safety is violated, and we further show *how* the culprit is found by Algorithms 2 and 3 in Appendix B.2. Because the algorithm requires that the node’s data is legal, we present Algorithm 4 in Appendix B.2.1 which checks data integrity before the audit.

**Complexity Analysis** Recall that  $n$  denotes the number of nodes. Let  $H$  denote the length of the longest chain and  $\Lambda$  the number of elections in total. Table 2 summarizes the computational complexity of different parts of the auditing process. The total time complexity of auditing is asymptotically optimal (linear in the size of data  $n(H + \Lambda)$ , which is required at minimum to ensure data legitimacy), where the complexity of global consistency checks does not depend on the chain length  $H$ . On the other hand, the spatial complexity  $\Theta(n(H + \Lambda))$  may be acceptable for disk storage, but unacceptable for memory. In this case, chunked storage of log chain is necessary. For instance, for a chunk size  $\Theta(\log H)$ , the spatial complexity decreases to  $\Theta(n(\log H + \Lambda))$ , while the time complexity remains the same. Notably, the time complexity of global consistency check slightly increases to  $\mathcal{O}(n(\Lambda + \log^2 H))$ , but is still much less than that of legitimacy checks.

**Implementation** We implement the auditing algorithm in Python<sup>3</sup>, which can be tested along with a lightweight Raft simulator that achieves better control than the fully-implemented Raft-Forensics in C++ over the leader elections, the adversarial nodes’ behavior and race conditions in general. In particular, it is capable of assigning the adversary to a node and simulating the fork and bad vote attacks in Examples 1 and 2. It ensures that the adversary generates legitimate data to prevent it from being caught before consistency checks. For the best performance in memory usage, it writes the data into chunked files that are available for auditing. In Appendix 7.2, we run benchmarks on the performance of both the data legitimacy and consistency checks of the auditing algorithm.

<sup>3</sup><https://github.com/WeizhaoT/Raft-Forensics-Simulator>

Item	Complexity
Data Legitimacy Check (Alg. 4)	$\mathcal{O}(H + \Lambda)$
<b>Global legitimacy Check</b>	$\mathcal{O}(n(H + \Lambda))$
Pairwise consistency check (Alg. 2)	$\mathcal{O}(\Lambda)$
<b>Global consistency check (Alg. 3)</b>	$\mathcal{O}(n\Lambda)$
Total time	$\mathcal{O}(n(H + \Lambda))$
Total space (memory)	$\Theta(n(H + \Lambda))$

Table 2: Computational complexity of auditing.

The benchmarks are consistent with our complexity analysis, and demonstrate a significant advantage in chunking data.

Based on the backend software above, we also implement a visualizer based on [40] that demonstrates the attacks and the outputs of the auditing algorithm, including the identity of the culprit and the irrefutable evidence. Fig. 9 shows a screenshot of the visualizer.

## 7.3 Integration with OpenCBDC

Finally, we evaluate the performance of Raft-Forensics when it is integrated into OpenCBDC [30], a recent open-source design for central bank digital currency systems. We completed the initial integration of Raft-Forensics into OpenCBDC in less than 2 hours. Following this work, we deployed our experiments onto `c5n.9xlarge` `ec2` instances in AWS over three regions: `us-east-1`, `us-east-2` and `us-west-2`.<sup>4</sup>

We compared Raft-Forensics against Raft in two different OpenCBDC architectures – two-phase-commit (2pc) and atomizer. In the 2pc architecture, we created one generator, one sentinel, three coordinators and three shards, where each coordinator and each shard are Raft-replicated, i.e., they are implemented as Raft-variant distributed systems. In the atomizer architecture, we created one watchtower, one watchtower CLI, one sentinel, one archiver, four shards and three atomizers, where only atomizers are Raft-replicated. In both architectures, each Raft-replicated module consists of three (server) nodes located in three different AWS regions.

We ran the experiments by the benchmarking platform [32] of OpenCBDC under default configurations, where load generators produce as much workload as the system can process. The transaction size is 368 bytes. Each experiment lasts 5.25 minutes and is repeated 3 times. Table 3 shows the throughput and latency of transactions of the entire system. We observe that in practical complex systems like OpenCBDC, Raft-Forensics also performs close to Raft.

<sup>4</sup>Although CFT protocols are often run in the same datacenter, we believe that if they are used for critical infrastructure, there will be a need for geographically-distributed deployments for robustness reasons. This may also increase the threat of Byzantine faults.

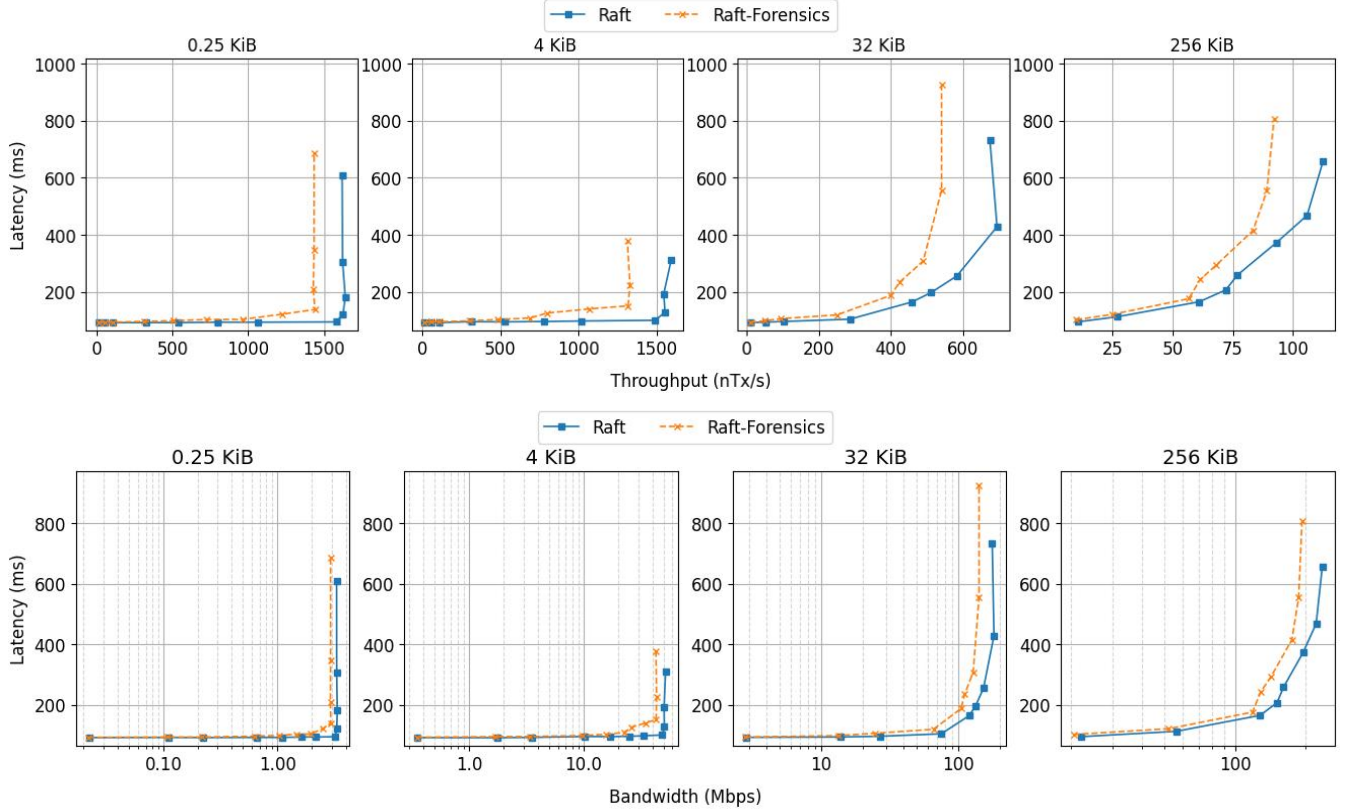


Figure 4: Latency-throughput tradeoff ( $n = 4$  nodes). Top row displays throughput in number of transactions per second; bottom row displays throughput in bandwidth.

	Throughput (# tx/s)	Latency (ms)
<b>2pc architecture</b>		
Raft	$4,800 \pm 14$	$2,251 \pm 70$
Raft-Forensics	$4,695 \pm 76$	$2,577 \pm 252$
(% Change)	-105 (-2.2%)	+326 (+14.5%)
<b>atomizer architecture</b>		
Raft	$1,284 \pm 56$	$37,552 \pm 18,75$
Raft-Forensics	$1,250 \pm 123$	$40,802 \pm 1,653$
(Change)	-34 (-2.6%)	+3,250 (+8.7%)

Table 3: Throughput and latency of two different OpenCBDC architectures integrated with Raft and Raft-Forensics (ours), respectively. Each entry is expressed in mean  $\pm$  std.

## 8 Live-Raft-Forensics

So far, we provided accountability for Byzantine faults that compromise safety. In this section, we ask how to account for liveness attacks. Although we use a partially synchronous network model that guarantees message arrivals in bounded time, the GST is typically unknown. Consequently, any method that tries to distinguish a late message and a dropped message is unable to achieve 100% accuracy. Therefore, when one node (Alice) claims failure in receiving message from another node (Bob), it is impossible to find out the faulty node between Al-

ice and Bob with irrefutable evidence. As a consequence, an attacker can evade exposure if it consistently denies receiving heartbeats from the current leader and starts new elections, paralyzing the system without any honest leader executing log replication.

In response to such challenges, we aim to *tolerate* Byzantine faults that only compromises liveness in a new design, in addition to accountability for safety attacks in Raft-Forensics. We name the new consensus algorithm **Live-Raft-Forensics** to emphasize its difference from Raft-Forensics. We consider the typical definition of liveness in (partially) synchronous SMR protocols, which requires all honest replicas to eventually commit a correct request submitted by a client. To guarantee liveness, we assume there exists **only one** corrupt node that may commit Byzantine faults, and the total number of faulty nodes does not exceed  $f$ . The protocol design is presented in §8.1. Then, we formally prove that Live-Raft-Forensics achieves the liveness property. Since Live-Raft-Forensics makes no changes to log replication compared to Raft-Forensics, its performance on average (without leader changes) is the same as in §7.

## 8.1 Design

Table 4 shows a list of additional parameters that are used in the system design.

### 8.1.1 Motivation

In Raft-Forensics, the procedure of leader election is almost identical to vanilla Raft, which exposes the protocol to various liveness attacks. One of the major flaws is that during leader election, an adversarial node can seize leadership by claiming a highest term among all candidates without any proof or limitation. In response, we adopt a **round-robin** design in place of the vanilla elections, which guarantees the chance of an honest node being elected.

Round-Robin leadership rotations are common and secure in BFT protocols such as Hotstuff, but not yet sufficient to guarantee liveness in Raft. This is because the leader can be easily changed when a follower claims a timeout without having to show any evidence. Consequently, an adversarial follower can disable every honest leader that is rotated, and seize leadership for itself. To handle this, we design **prevote**, which tightens the condition of leadership (or candidacy) changes.

Round-Robin elections and prevote ensure that if the current leader is honest, it will be able to serve indefinitely and guard the liveness of the system. However, liveness is still not ensured if the initial leader after GST is adversarial, who can arbitrarily censor client requests without raising suspicion by honest followers. This motivates our final piece—**client-leader dispute**, which allows honest replicas to impeach the leader in a process with a second trial.

In summary, Live-Raft-Forensics consists of the three pieces mentioned above—round-robin election, prevote and client-leader dispute. In Theorem 3, we prove that they are sufficient to guarantee liveness against 1 Byzantine node.

### 8.1.2 Design Details

**Round-Robin Election** Once the multi-signed prevote is acquired,  $v$  broadcasts the multi-signed prevote message to all the other nodes, including the candidate  $c_{t+1}$  of the term  $t + 1$ .  $v$  starts a timer of duration  $\Omega_{\text{voter}}$  that times out after an honest  $c_{t+1}$  could sufficiently react to the election.  $c_{t+1}$  is the only available candidate defined by the protocol that can receive votes and win the election at term  $t + 1$ . We choose  $c_{t+1} = (t + 1) \bmod n$ , such that the candidacy moves to every node round-robin as the term number increments.

When  $c_{t+1}$  enters term  $t + 1$ , it broadcasts a vote request to all the nodes. The vote request contains a tuple of log status  $(T, J)$ , which denotes the term number and height of  $c_{t+1}$ 's latest log entry, respectively. Given this tuple, an honest node  $v$  agrees to vote for  $c_{t+1}$  if and only if  $c_{t+1}$  is as fresh (Definition 1) as itself. Upon agreement, it signs the request and returns it to the candidate  $c_{t+1}$ . Note that, however, when

$c_{t+1}$  enters term  $t + 1$ , it sets its timer with a different duration  $\Omega_{\text{cand}}$ , satisfying

$$\Omega_{\text{cand}} \geq 2\Delta, \quad \Omega_{\text{voter}} \geq \Omega_{\text{cand}} + 2\Delta.$$

Once the candidate  $c_{t+1}$  receives  $f + 1$  votes, it generates a *leader certificate* which is a multi-signature of these voters, and establishes authority by broadcasting the certificate. If the candidate fails to do so, nodes time out at term  $t + 1$ , and broadcast prevote messages to start the election of term  $t + 2$ .

The procedure of the leader election is specified by Algorithm 6.

**Prevote** After dealing with client-leader disputes, we resolve follower-leader disputes over leader's liveness by prevotes. In vanilla Raft and Raft-Forensics, a follower can initiate a leader election by simply claiming the leader has timed out, which can be exploited to stop an honest leader from working. We use prevotes to prevent adversarial nodes from denying an honest node leadership.

From the perspective of a follower, when the leader fails to send a heartbeat, respond to RPCs or process a client request in time, the follower determines that the leader is faulty and broadcasts a signed prevote message for the next term  $t + 1$ . A full list of conditions for prevote is listed in §B.3.1.

After broadcasting the message,  $v$  hangs and collects prevote messages from other nodes. We say that  $v$  is *waiting for* term  $t + 1$ . When another node  $u$  receives such a prevote message, it will store the prevote but not react if  $u$  does not meet the prevote conditions locally. On the other hand, if  $u$  meets one of the conditions, it will generate another prevote message signed by itself. Then combines  $v$ 's prevote with its own and broadcasts the prevotes.

Let  $w$  be an arbitrary node (can be  $u$  or  $v$ ) who obtains 2 valid prevotes.  $w$  will broadcast them and enter the election of term  $t + 1$ . Meanwhile,  $w$  starts a timer that times out after  $\Omega_{\text{voter}}$ . We say  $w$  is *inside* term  $t + 1$  before the timeout.

**Client-Leader Dispute** A client submits a request to the system by sending the request to arbitrary nodes. A leader processes the request directly, while a follower forwards the request to the current leader. Suppose the client resubmits a client request periodically if the request is not processed in time. This may happen when the leader is faulty, and it causes a timeout. Formally, we let the client's timeout be  $\Omega_{\text{client}}$  (i.e., the time it waits after submitting a request before assuming a fault).

Once the client's timeout timer expires, the client executes a second try by broadcasting its request to all the nodes, where each follower node forwards the request to the leader. Upon seeing a second-trial message, the follower starts a timer that can be stopped only upon receiving both a replication of the log entry and a *commitment certificate* from the leader. If a follower does not receive the certificate before timeout,

Symbol	Description	Requirement
$\Omega_{\heartsuit}$	Timeout of leader’s heartbeats or RPC responses	$\geq \Delta$
$\Omega_{\text{Cand}}$	Timeout of candidate during election	$\geq 2\Delta$
$\Omega_{\text{Voter}}$	Timeout of voters during election	$\geq \Omega_{\text{Cand}} + 2\Delta$
$\Omega_{\text{Client}}$	Timeout of client’s first trial of request submission	$\geq 4\Delta$
$\Omega_{\text{Request}}$	Timeout of receiving request commitment certificate	$\geq 2\Delta$

Table 4: Table of Parameters of Live-Raft-Forensics. Recall that we assume a partially-synchronous network with max message delay  $\Delta$  after GST.

it immediately starts a prevote, announcing that it no longer regards the current leader as legitimate. When there exists no more than  $f - 1$  nodes that still collaborate with the leader, the leader will not be able to commit any request and fall by more complaints from other clients.

On the other hand, this try-again mechanism is safe when the client is adversarial and the leader is honest. Each honest follower will receive the commitment certificate in time from the honest leader, so the honest leadership authority will remain.

## 8.2 Theoretical Liveness Guarantee

The following theorem shows that Live-Raft-Forensics achieves liveness. The proof is in Appendix A.3.

**Theorem 3.** *We assume all clients will resubmit a request to the system within  $\Delta$  time after one node admits a leader with a valid leader certificate. After a client submits a request to Raft-Forensics at time  $t = 0$ , one of the two events will occur.*

- i. *The request will be committed at time  $t = t^l$  for some  $t^l < \infty$ .*
- ii. *The adversarial node can be accused by an auditor with irrefutable proof.*

For practitioners, the decision to implement Live-Raft-Forensics or Raft-Forensics depends on the internal threat model. First of all, in client-leader disputes, an adversarial client may launch distributed denial-of-service (DDoS) attacks to spam follower nodes with dispute messages. However, DDoS threats are not specific to Live-Raft-Forensics; clients can already spam requests in vanilla Raft. The prevote design also increases the communication complexity and affects performance during leader elections. However, leader elections do not occur often in practice and the size of broadcast prevote messages is constant. Finally, for round-robin election, the expected time complexity of an election is irrelevant (§A.5) to  $n$ , which is asymptotically no worse than in vanilla Raft. On the other hand, a Byzantine node can increase the time complexity of leader election up to linear in  $n$ , but vanilla Raft and Raft-Forensics are much worse—their elections cannot even proceed if the adversary keeps seizing leadership. The major weakness of Live-Raft-Forensics is its inability to generalize to multiple Byzantine nodes (more details in §E.1). In the presence of two Byzantine nodes Alice

and Bob, Alice can make sure Bob is the freshest pass leadership to each other indefinitely. Understanding how to tolerate such faults is an interesting direction for future work.

## 9 Discussion and Conclusion

This work is driven by the motivation to improve the Byzantine resistance of CFT protocols by introducing accountability, without sacrificing too much performance. One alternative approach to achieving higher security assurances with CFT protocols involves employing BFT protocols directly. This strategy not only increases tolerance to Byzantine faults but may also inherently include accountability as a bonus feature.

As explained in Section 7, we were unable to directly compare against BFT variants of Raft [12, 44, 46]. Hence, we conducted performance comparisons between Raft-Forensics and leading BFT designs like Dumbo-NG, as detailed in Appendix E.2. Our analysis indicates that, in terms of reducing latency, Raft-Forensics generally surpasses Dumbo-NG, though the latter may display competitive or superior throughput for larger transaction volumes. Moreover, Dumbo-NG is optimized for efficiently propagating blocks containing multiple transactions among numerous participants, while Raft variants typically handle single-transaction blocks (as required by SMR) in small-scale distributed systems. As a result, we acknowledge that BFT protocols can indeed be optimized to achieve good performance and replace CFT protocols in applications requiring higher security guarantees, albeit at the cost of increased design complexity and an overhaul of the entire consensus logic. In contrast, accountability may be more suitable for scenarios with moderate security improvement requirements and an emphasis on lightweight changes.

More broadly, accountability need not be viewed as an alternative to Byzantine fault tolerance—it is a complementary, desirable property. For example, all BFT protocols do not inherently offer accountability [38]. In the language of the NIST cybersecurity framework [1], fault tolerance falls under the ‘Protect’ function, whereas accountability is more related to the equally-important ‘Respond’ and ‘Recover’ functions. We posit that accountability is an important component of distributed system governance—all the more so for geographically-distributed critical infrastructure [16].

## References

- [1] [n. d.]. Public Draft: The NIST Cybersecurity Framework 2.0. <https://nvlpubs.nist.gov/nistpubs/CSWP/NIST.CSWP.29.ipd.pdf>. (Accessed on 11/02/2023).
- [2] Kyle Banker, Douglas Garrett, Peter Bakkum, and Shaun Verch. 2016. *MongoDB in action: covers MongoDB version 3.0*. Simon and Schuster.
- [3] Shehar Bano, Alberto Sonnino, Mustafa Al-Bassam, Sarah Azouvi, Patrick McCorry, Sarah Meiklejohn, and George Danezis. 2019. SoK: Consensus in the age of blockchains. In *Proceedings of the 1st ACM Conference on Advances in Financial Technologies*. 183–198.
- [4] Mike Burrows. 2006. The Chubby lock service for loosely-coupled distributed systems. In *Proceedings of the 7th symposium on Operating systems design and implementation*. 335–350.
- [5] Vitalik Buterin and Virgil Griffith. 2017. Casper the Friendly Finality Gadget. *arXiv preprint arXiv:1710.09437* (2017).
- [6] Christian Cachin and Marko Vukolić. 2017. Blockchain consensus protocols in the wild. *arXiv preprint arXiv:1707.01873* (2017).
- [7] Apache Cassandra. 2014. Apache cassandra. *Website*. Available online at <http://planetcassandra.org/what-is-apache-cassandra> 13 (2014).
- [8] Miguel Castro, Barbara Liskov, et al. 1999. Practical byzantine fault tolerance. In *OsDI*, Vol. 99. 173–186.
- [9] Ben Christensen. 2012. Fault Tolerance in a High Volume, Distributed System. Netflix Blog. <https://netflixtechblog.com/fault-tolerance-in-a-high-volume-distributed-system-91ab4faae74a>.
- [10] Pierre Civit, Seth Gilbert, and Vincent Gramoli. 2019. Polygraph: Accountable Byzantine Agreement. *IACR Cryptol. ePrint Arch.* 2019 (2019), 587.
- [11] Team Cloudify. 2021. Geo Redundancy Explained, Cloudify. Cloudify Blog. <https://cloudify.co/blog/geo-redundancy-explained/>.
- [12] Christopher N. Copeland and Hongxia Zhong. 2014. Tangaroa : a Byzantine Fault Tolerant Raft. <https://api.semanticscholar.org/CorpusID:14897780>
- [13] James C Corbett, Jeffrey Dean, Michael Epstein, Andrew Fikes, Christopher Frost, Jeffrey John Furman, Sanjay Ghemawat, Andrey Gubarev, Christopher Heiser, Peter Hochschild, et al. 2013. Spanner: Google’s globally distributed database. *ACM Transactions on Computer Systems (TOCS)* 31, 3 (2013), 1–22.
- [14] eBay. 2017. NuRaft. <https://github.com/eBay/NuRaft/tree/v1.3>. Accessed on April 19, 2023.
- [15] etcd. 2023. etcd. <https://etcd.io/>. Accessed on April 19, 2023.
- [16] Mohamed Ezzeldin and Wael E El-Dakhkhni. 2021. Robustness of Ontario power network under systemic risks. *Sustainable and resilient infrastructure* 6, 3-4 (2021), 252–271.
- [17] fasy. 2022. Dumbo-NG. [https://github.com/fasy/Dumbo\\_NG.git](https://github.com/fasy/Dumbo_NG.git). Accessed on April 19, 2023.
- [18] Yingzi Gao, Yuan Lu, Zhenliang Lu, Qiang Tang, Jing Xu, and Zhenfeng Zhang. 2022. Dumbo-ng: Fast asynchronous bft consensus with throughput-oblivious latency. In *Proceedings of the 2022 ACM SIGSAC Conference on Computer and Communications Security*. 1187–1201.
- [19] Nishant Garg. 2013. *Apache kafka*. Packt Publishing Birmingham, UK.
- [20] Rati Gelashvili, Lefteris Kokoris-Kogias, Alberto Sonnino, Alexander Spiegelman, and Zhuolun Xiang. 2022. Jolteon and ditto: Network-adaptive efficient consensus with asynchronous fallback. In *Financial Cryptography and Data Security: 26th International Conference, FC 2022, Grenada, May 2–6, 2022, Revised Selected Papers*. Springer, 296–315.
- [21] Mike Graf, Ralf Küsters, and Daniel Rausch. 2020. Accountability in a permissioned blockchain: Formal analysis of hyperledger fabric. In *2020 IEEE European Symposium on Security and Privacy (EuroS&P)*. IEEE, 236–255.
- [22] Bingyong Guo, Yuan Lu, Zhenliang Lu, Qiang Tang, Jing Xu, and Zhenfeng Zhang. 2022. Speeding dumbo: Pushing asynchronous bft closer to practice. *Cryptology ePrint Archive* (2022).
- [23] Andreas Haeberlen, Petr Kouznetsov, and Peter Druschel. 2007. PeerReview: Practical accountability for distributed systems. *ACM SIGOPS operating systems review* 41, 6 (2007), 175–188.
- [24] Moin Hasan and Major Singh Goraya. 2018. Fault tolerance in cloud computing environment: A systematic survey. *Computers in Industry* 99 (2018), 156–172.
- [25] HashiCorp. 2023. Consul. <https://www.consul.io/>. Accessed on April 19, 2023.

- [26] Patrick Hunt, Mahadev Konar, Flavio Paiva Junqueira, and Benjamin Reed. 2010. ZooKeeper: wait-free coordination for internet-scale systems.. In *USENIX annual technical conference*, Vol. 8.
- [27] Ralf Küsters, Tomasz Truderung, and Andreas Vogt. 2010. Accountability: definition and relationship to verifiability. In *Proceedings of the 17th ACM conference on Computer and communications security*. 526–535.
- [28] Leslie Lamport. 2019. The part-time parliament. In *Concurrency: the Works of Leslie Lamport*. 277–317.
- [29] Shengyun Liu, Paolo Viotti, Christian Cachin, Vivien Quéma, and Marko Vukolic. 2016. XFT: Practical Fault Tolerance beyond Crashes.. In *OSDI*. 485–500.
- [30] James Lovejoy, Madars Virza, Cory Fields, Kevin Karwaski, Anders Brownworth, and Neha Narula. 2023. Hamilton: A {High-Performance} Transaction Processor for Central Bank Digital Currencies. In *20th USENIX Symposium on Networked Systems Design and Implementation (NSDI 23)*. 901–915.
- [31] Nancy A Lynch. 1996. *Distributed algorithms*. Elsevier.
- [32] mit dci. 2022. opencbdc-tctl. <https://github.com/mit-dci/opencbdc-tctl>. Accessed on April 19, 2023.
- [33] Joachim Neu, Ertem Nusret Tas, and David Tse. 2022. The availability-accountability dilemma and its resolution via accountability gadgets. In *International Conference on Financial Cryptography and Data Security*. Springer, 541–559.
- [34] Joachim Neu, Ertem Nusret Tas, and David Tse. 2023. Accountable Safety Implies Finality. *arXiv preprint arXiv:2308.16902* (2023).
- [35] Diego Ongaro and John Ousterhout. 2014. In search of an understandable consensus algorithm. In *2014 {USENIX} Annual Technical Conference ({USENIX}{ATC} 14)*. 305–319.
- [36] Mohammad Roohitavaf, Jung-Sang Ahn, Woon-Hak Kang, Kun Ren, Gene Zhang, Sami Ben-Romdhane, and Sandeep S Kulkarni. 2019. Session guarantees with raft and hybrid logical clocks. In *Proceedings of the 20th International Conference on Distributed Computing and Networking*. 100–109.
- [37] Ermin Sakic and Wolfgang Kellerer. 2017. Response time and availability study of RAFT consensus in distributed SDN control plane. *IEEE Transactions on Network and Service Management* 15, 1 (2017), 304–318.
- [38] Peiyao Sheng, Gerui Wang, Kartik Nayak, Sreeram Kannan, and Pramod Viswanath. 2021. BFT protocol forensics. In *Proceedings of the 2021 ACM SIGSAC conference on computer and communications security*. 1722–1743.
- [39] Peiyao Sheng, Gerui Wang, Kartik Nayak, Sreeram Kannan, and Pramod Viswanath. 2022. Player-replaceability and forensic support are two sides of the same (crypto) coin. *Cryptology ePrint Archive* (2022).
- [40] simplespy. 2020. DiemForensics. <https://github.com/simplespy/DiemForensics>. Accessed on April 19, 2023.
- [41] Swaminathan Sivasubramanian. 2012. Amazon dynamoDB: a seamlessly scalable non-relational database service. In *Proceedings of the 2012 ACM SIGMOD International Conference on Management of Data*. 729–730.
- [42] Alistair Stewart and Eleftherios Kokoris-Kogia. 2020. GRANDPA: a Byzantine finality gadget. *arXiv preprint arXiv:2007.01560* (2020).
- [43] Rebecca Taft, Irfan Sharif, Andrei Matei, Nathan VanBenschoten, Jordan Lewis, Tobias Grieger, Kai Niemi, Andy Woods, Anne Birzin, Raphael Poss, et al. 2020. Cockroachdb: The resilient geo-distributed sql database. In *Proceedings of the 2020 ACM SIGMOD International Conference on Management of Data*. 1493–1509.
- [44] Dezhi Tan, Jianguo Hu, and Jun Wang. 2019. VBBFT-Raft: An Understandable Blockchain Consensus Protocol with High Performance. In *2019 IEEE 7th International Conference on Computer Science and Network Technology (ICCSNT)*. 111–115. <https://doi.org/10.1109/ICCSNT47585.2019.8962479>
- [45] Robbert Van Renesse and Deniz Altinbuken. 2015. Paxos made moderately complex. *ACM Computing Surveys (CSUR)* 47, 3 (2015), 1–36.
- [46] Zhou Wang, Zhang and Xu. 2020. A Byzantine Fault Tolerance Raft Algorithm Combines with BLS Signature. *Journal of Applied Sciences* 38, 1, Article 93 (2020), 11 pages. <https://doi.org/10.3969/j.issn.0255-8297.2020.01.007>
- [47] Maofan Yin, Dahlia Malkhi, Michael K Reiter, Guy Golan Gueta, and Ittai Abraham. 2019. HotStuff: BFT consensus with linearity and responsiveness. In *Proceedings of the 2019 ACM Symposium on Principles of Distributed Computing*. 347–356.

## A Proof

### A.1 Proof of Thm. 1

When state machine safety is breached, there must exist two honest nodes  $u$  and  $v$  with conflicting *committed* log lists, where neither chain is a prefix of another. Namely,  $u$ 's last committed entry has term and index  $(t_u, j_u)$  and  $v$ 's entry has term and index  $(t_v, j_v)$ .  $u$  must have the CC of entry  $(t_u, j_u)$  and  $v$  must have the CC of  $(t_v, j_v)$ . We note that by the protocol, if an honest node owns a raw or committed entry  $(t, j)$ , it must own the LC of the leader at term  $t$ .

We do not assume, however, that when an auditor finds the conflict between  $u$  and  $v$ , it ensures or presumes that  $u$  and  $v$  are honest. Honesty of  $u$  or  $v$  is unnecessary in a sense that even if one of them is Byzantine, it cannot falsify or tamper with the log list, the leader signatures, the CC's and the LC's it provides for the auditor. The only action that is adversarial while undetectable is to submit an incomplete log list, which must be a prefix of the actual list it maintains. In addition, we may assert that a Byzantine node will honestly provide the CC associated with the log list, as a proof that the list is committed. This guarantees that an auditor is able to get two CC's from  $u$  and  $v$ .

To analyze a conflict, we should first check whether each term is used by only one leader. Case 0 applies when a term is used by two different leaders.

**Case 0.**  $u$  and  $v$  conflict on leaders at a same term. We can track the voter who voted for both leaders by inspecting the voter intersection between the leader certificates maintained by  $u$  and  $v$ , respectively. This voter can be accused because it is forbidden to vote twice in a same term.

If the election lists of  $u$  and  $v$  do not conflict, we proceed to cross-checking the log lists. In this step, our tactics rely on whether the logs have conflicting entries at the same term. For the rest of the cases, we assume  $t_u \geq t_v$  without loss of generality.

**Case 1.** There is a conflict within term  $t_v$ . In detail,  $u$  and  $v$  own two entries  $\epsilon_u$  and  $\epsilon_v$ , respectively. Both  $\epsilon_u$  and  $\epsilon_v$  are at term  $t_v$ , but neither is an ancestor or descendant of another. An auditor is able to accuse the leader of term  $t_v$ , where the evidences are the leader's signatures on term  $t_v$ 's last entries, which are different for nodes  $u$  and  $v$ .

**Case 2.** There is no conflict within term  $t_v$ . We can assert that  $t_u > t_v$ , because otherwise we must have  $t_u = t_v$  and all entries of  $u$  and  $v$  at term  $t_v$  are in the same branch. This denies our very first assumption –  $u$  and  $v$  have entries on different branches.

With  $t_u > t_v$  established, we define  $T_u^+ \triangleq \{t \mid t \in T_u, t > t_v\}$ . We pick  $\tau \triangleq \min T_u^+$ , which exists because  $T_u^+$  has at least one element  $t_u$ . We consider term  $\tau$ 's leader  $\ell_\tau$  and its freshness

$(t_\ell, j_\ell)$  when it requested for vote. By the minimality of  $\tau$ ,  $t_\ell \leq t_v$ . Because there exists a conflict between  $u$ 's chain and  $v$ 's chain,  $(t_\ell, j_\ell)$  must be staler than  $(t_v, j_v)$ . Otherwise, we must have  $t_\ell = t_v$  and  $j_\ell \geq j_v$ . In conjunction with the case assumption “no conflict within term  $t_v$ ”, we deduce that  $v$ 's chain is a prefix of  $u$ 's chain.

Hence, every honest voter of leader  $\ell_\tau$  must not have voted after signing the fresher log entry  $(t_v, j_v)$ .

On the other hand, every honest voter of  $\ell_\tau$  must not have voted **before** signing the log entry at  $(t_v, j_v)$ , either. This is because  $t_v < \tau$ , which implies the entry is from a previous term for the CC signers. By the protocol, the only circumstance where an honest node may sign such a stale entry is during a log synchronization. However, an honest node can only accept synchronization up to entry  $(t_\ell, j_\ell)$ , the freshest entry before term  $\tau$ 's first entry. Signing any entry with freshness in-between is illegal.

Therefore, it is impossible for an honest node to sign both the CC of log entry at  $(t_v, j_v)$  and the LC of term  $\tau$ , regardless of the temporal order. An auditor is able to acquire the CC from  $u$  and  $v$  in order to find the conflict. Since  $\ell_\tau$  has noded an entry to  $u$ , either  $\ell_\tau$  or  $u$  is honest and will provide the LC to the auditor. Then, by the pigeonhole principle, there exists at least one node who signed both the CC and the LC. This node must be Byzantine and can be accused after examining the log list.

In the above discussion, we have proven that if a chain fork exists on two different nodes, at least one adversarial node can be accused with irrefutable proof by an auditor with access to their log lists. ■

### A.2 Proof of Thm. 2

Suppose the client's request is reported with index  $i$  and a descendent CC of block  $B_c$  at index  $j \geq i$  and term  $t_c$ . When client safety is violated, there exists an honest node with a different committed log entry at index  $i$  and term  $t_n$ . Suppose the node maintains a CC' of block  $B_n$  at index  $k \geq i$ . Since entries of CC and CC' have a different ancestor at the same index  $i$ , they must be on conflicting branches. We discuss two cases.

**Case 1.**  $t_c = t_n$ . The leader of this term can be accused for violating the append-only rule. The corresponding leader signatures serve as the evidence.

**Case 2.**  $t_c > t_n$ . Any node who received  $B_n$  must not accept the leader who proposes  $B_c$  with a conflicting ancestor at index  $i$ . Any node who accepted  $B_c$ 's proposer must not agree to replicate  $B_n$ , an entry of a lower term. Hence, we can find at least one adversarial node in the intersection of voters of CC' and the LC of  $B_c$ 's leader.



**Case 3.**  $t_c < t_n$ . On the node’s blockchain, we find the first term  $\tau$  that is higher than  $t_c$ . Similarly to Case 4 in §A.1, we can find at least one adversarial node in the intersection of voters of CC and the LC of  $\tau$ .

In all cases, the exposure of a Byzantine-faulty node is guaranteed. ■

### A.3 Proof of Thm. 3

First of all, we present the following lemma.

**Lemma 4** (Consistency During Election). *Assume that the system is stabilized (post-GST). Let the timeout of voters and the candidate be  $\Omega_{\text{voter}}$  and  $\Omega_{\text{cand}}$ , satisfying  $\Omega_{\text{cand}} \geq 2\Delta$  and  $\Omega_{\text{voter}} \geq 2\Delta + \Omega_{\text{cand}}$ . After an honest node first collects 2 prevotes of term  $\tau$  that denies the leader or candidate of term  $\tau - 1$ , one of the two events will happen within time  $(\Omega_{\text{voter}} + \Delta)$  if  $c_\tau$  is non-faulty:*

- (i)  $c_\tau$  is admitted as a leader for term  $\tau$  by every non-faulty node. This always happens when  $c_\tau$  has log chain as fresh as at least  $f$  other non-faulty nodes.
- (ii) Every non-faulty node initiates prevote and collects 2 prevotes of term  $\tau + 1$ .

The proof of this lemma is given in Appendix A.4. We consider the following four liveness properties.

- (I) **Punishment of Failure:** When a leader fails to commit a client request in time, every honest node will end its leadership and start a leader election.
- (II) **Election Liveness:** During a leader election, a fresh candidate will be elected within finite time.
- (III) **Honest Opportunity:** When a leader election starts, there does not exist an adversarial strategy, such that the Byzantine node avoids committing at least one request in time, while no honest node can be elected in the future.
- (IV) **Honest Durability:** When an honest node is the leader, the adversary cannot force at least  $f$  honest nodes to deny the leadership.

First of all, we show that if these properties are all satisfied, a client request will eventually be committed. In Figure 5, we assume the request is submitted when a leader is available, i.e., one node is admitted as a leader by at least  $f + 1$  nodes. This is always feasible in finite time because the system cannot remain leaderless indefinitely by Property (II).

Property (I) prevents a Byzantine leader from occupying leading power to censor requests. Property (III) prevents the adversary from keeping the system inside the adversarial loop. Property (IV) ensures that an honest leader is able to commit the request.

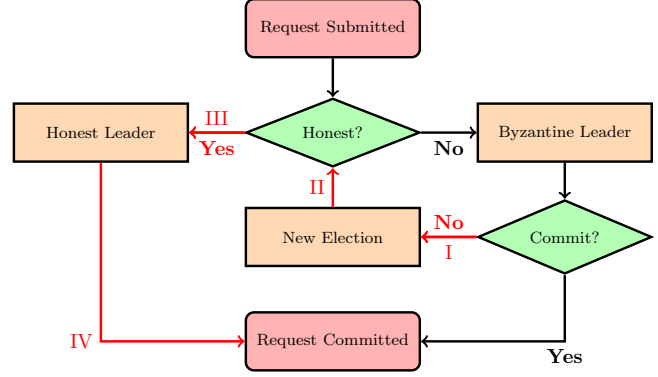


Figure 5: Flow chart of request processing in Raft-Forensics.

We now argue that in Raft-Forensics, all the 4 liveness properties are achieved.

**Punishment of Failure:** This is guaranteed by the dispute between a client and a leader in §5.2. Suppose a Byzantine leader keeps a client from receiving the commitment certificate of a particular request. After detecting a timeout of the first trial, the client informs every node of its second trial. This procedure takes  $\Omega_{\text{client}}$  time.

Subsequently, the nodes forward the request to the leader, and wait for the leader to commit the request and send the commitment certificate. Under the existence of  $f + 1$  non-faulty followers, if the Byzantine leader commits the request honestly and sends the certificate to one of the follower in time, the follower will relay the certificate to the client and there is no problem with liveness. Otherwise, all  $f + 1$  non-faulty followers will initiate a prevote to overthrow the Byzantine leader as a punishment of failure in committing the request before timeout. This judgement takes  $\Delta + \Omega_{\text{request}}$  time.

Therefore, it takes at most  $\Omega_{\text{client}} + 2\Delta + \Omega_{\text{request}}$  time for a client to overthrow a Byzantine leader which refuses to commit its request.

#### Election Liveness & Honest Opportunity:

Case 1: If the previous leader is Byzantine, the election will traverse through every non-faulty node before the Byzantine node. By assumption, at least  $f + 1$  nodes are non-faulty during the election. Hence, there exists one non-faulty node  $\tilde{v}$  as fresh as  $f$  other non-faulty nodes. By Lemma 4, for each round with a non-faulty candidate, all non-faulty nodes will either admit the candidate together, or proceed to the next candidate together. Additionally, either  $\tilde{v}$  or one of  $\tilde{v}$ ’s predecessor will be elected with admission by all non-faulty nodes. We discuss two sub-cases.

Case 1.1 The leader is not fresh enough, i.e., there exists one log entry with CC received by a non-faulty client or node (and hence the auditors) which is not present in the new leader’s log list. As a consequence, the Byzantine node must appear on both this CC and the LC of the new leader, and an auditor will be able to

detect it by the conflict between these certificates. This corresponds to Event [ii](#). of the theorem.

Case 1.2 The leader is fresh enough. Then, the leader is able to commit the request within timeout  $\Omega_{\text{Client}}$ . In the worst case, it takes  $f + 1$  rounds for the leader to be finally elected. By Lemma [4](#), each round takes at most  $\Delta + \Omega_{\text{Voter}}$  time. Hence, the leader is able to commit the request at most  $\Omega_{\text{Client}} + (f + 1)(\Delta + \Omega_{\text{Voter}}) + \Delta$  time after one honest node collects enough prevotes against the Byzantine leader. This corresponds to Event [i](#). of the theorem.

Case 2: If the previous leader is honest, we consider the case where every candidate between the previous leader and the Byzantine node is unable to obtain  $f + 1$  votes, since the other case can be discussed in a same way as Case 1. The election will take at most  $(f + 1)(\Delta + \Omega_{\text{Voter}})$  time. For the same reason, we also assume that the Byzantine node is fresh enough to obtain  $f$  votes from the non-faulty nodes. The Byzantine node (denoted by  $a$ ) may cause a division between the non-faulty nodes, such that all non-faulty nodes in set  $P$  admit  $a$ 's authority, while all nodes in  $Q$  broadcast prevotes for the next term and wait for enough prevotes to go forward.

If  $|P| < f$ ,  $a$  cannot commit any client request because it is unable to obtain  $f + 1$  signatures. Then,  $a$  will lose leadership due to Property [\(I\)](#) property and we return to Case 1. As the client resubmits the request at most  $\Delta$  time after the Byzantine leader is admitted, each non-faulty node sends prevote against the leader at most  $(2\Delta + \Omega_{\text{Client}} + \Omega_{\text{Request}})$  time after the leader is first admitted.

If  $|P| \geq f$  and  $a$  fails to respond a client request with commitment proofs,  $a$  will still lose leadership for the same reason and we return to Case 1. This also takes at most  $(2\Delta + \Omega_{\text{Client}} + \Omega_{\text{Request}})$  time after the leader is first admitted. Otherwise,  $a$  commits every client request and leads the entire system to work as an honest node.

In both cases, Properties [\(II\)](#) and [\(III\)](#) are satisfied.

**Honest Durability:** In order to disable the leadership, the adversary must collect 2 prevotes. By assumption, the adversary is unable to affect the communication between any pair of honest nodes. The only way to attack the leadership is through a colluding client, who attempts to overthrow the leader by testimonies. Suppose a Byzantine client attempts to falsely accuse an honest leader under assistance of a Byzantine follower. The only approach is to broadcast a request (of second trial) to a subset of the honest followers. Because the leader is honest, it will commit each request and send the corresponding certificate to the followers before timeout  $\Omega_{\text{Client}}$ , which makes it impossible for an honest follower to initiate a prevote. Therefore, there can only exist one prevote from its accomplice, which does not suffice to disable the leadership.

In total, the time  $t^l$  it takes a client to get its request com-

mitted is upper bounded by

$$\begin{aligned} \bar{t} &\triangleq (f + 1)(\Delta + \Omega_{\text{Voter}}) + \Delta + \Omega_{\text{Client}} + \Omega_{\text{Request}} + \Omega_{\text{Client}} + \\ &\quad (f + 1)(\Delta + \Omega_{\text{Voter}}) + \Delta \\ &= 2(f + 1)(\Delta + \Omega_{\text{Voter}}) + 2\Delta + 2\Omega_{\text{Client}} + \Omega_{\text{Request}}. \quad \blacksquare \end{aligned}$$

## A.4 Proof of Lemma [4](#)

Without loss of generality, we let  $t = 0$  be the time when an honest node first collects  $f + 1$  prevotes of term  $\tau$ . We point out that every honest node  $v$  will receive  $f + 1$  prevotes at  $t_v^0 \in [0, \Delta]$  and start the election for term  $\tau$ . We aim to prove that each event happens before  $t = \Omega_{\text{Voter}} + \Delta$ .

We split the proof into two parts. In Part 1, we show that when  $c_\tau$  has log list as fresh as at least  $f$  other non-faulty nodes, [\(i\)](#) happens. In Part 2, we prove that in other cases, either one of [\(i\)](#) and [\(ii\)](#) happens.

**Part 1.** If the candidate  $c = c_\tau$  is non-faulty, it broadcasts request for vote to every node at  $t_c^0$ . It takes the request  $t_v^1$  time to reach a non-faulty node  $v$ , and  $t_v^2$  time for  $v$ 's vote agreement or rejection to reach  $c$ . Let  $\zeta_v$  denote the time when  $c$  receives response from  $v$ . It satisfies that

$$\begin{aligned} \zeta_v &= \max\{t_c^0 + t_v^1, t_v^0\} + t_v^2 \\ &\leq \max\{t_c^0 + \Delta, \Delta\} + \Delta = t_c^0 + 2\Delta \leq t_c^0 + \Omega_{\text{Cand}}. \end{aligned}$$

Therefore, by the time  $t = t_c^0 + \Omega_{\text{Cand}}$ , the candidate  $c = c_\tau$  will be able to collect responses from *all* non-faulty nodes. If  $c_\tau$  is as fresh as at least  $f$  non-faulty nodes, each of these nodes will vote for  $c_\tau$ . Then,  $c_\tau$  can establish its authority by broadcasting the multi-signed vote as the leader certificate. Suppose the certificate travels to an arbitrary non-faulty node  $v$  for time  $t_v^3$ . Let  $\xi_v$  denote the time it arrives at  $v$  (with respect to  $t = 0$  when the prevotes are broadcast). It satisfies that

$$\xi_v \leq t_c^0 + \Omega_{\text{Cand}} + t_v^3 \leq \Omega_{\text{Voter}} - 2\Delta + 2\Delta \leq t_v^0 + \Omega_{\text{Voter}}.$$

In other words,  $v$  will be able to acknowledge the leadership of  $c_\tau$  before it could timeout at term  $\tau$ . Possibly,  $v$  receives the certificate even during the previous term  $\tau - 1$ . However, it can process it immediately after it receives the multi-signed prevote of term  $\tau$ .

Therefore, all the non-faulty nodes will admit  $c_\tau$ , which signals the ending of a leader election. Note that for all  $v$ , the admission of leader happens at

$$t = \xi_v \leq t_v^0 + \Omega_{\text{Voter}} \leq \Omega_{\text{Voter}} + \Delta.$$

**Part 2.** We consider circumstances where  $c_\tau$  is not as fresh as at least  $f$  other non-faulty nodes, where there exists at least one node with a more fresh log among  $f$  other non-faulty nodes. As an honest node,  $c_\tau$  timeouts at  $t = t_c^0 + \Omega_{\text{Cand}}$ . This guarantees that by time  $t = t_c^0 + \Omega_{\text{Cand}} + t_v^3$ , an honest node  $v$

must have received from the candidate  $c_\tau$  either a prevote for the next term, or a leader certificate (which may happen in the existence of the Byzantine node). Because

$$t_c^0 + \Omega_{\text{cand}} + t_v^3 \leq \Delta + \Omega_{\text{voter}} - 2\Delta + \Delta \leq t_v^0 + \Omega_{\text{voter}},$$

$v$  must not have timed out. Therefore, all the non-faulty nodes will act consistently towards the result broadcast by  $c_\tau$ . Hence,  $c_\tau$  is either elected as the next leader, or starts a prevote for the next term  $\tau + 1$ . In the latter case, each non-faulty node will time out and eventually collect  $f + 1$  prevotes for term  $\tau + 1$  before  $5\Delta$  time since it entered term  $\tau$ . Again, we point out that each honest node makes a decision at time

$$t = t_c^0 + \Omega_{\text{cand}} + t_v^3 \leq \Omega_{\text{voter}} + t_v^0 \leq \Omega_{\text{voter}} + \Delta. \quad \blacksquare$$

## A.5 Performance of Round-Robin Election

**Proposition 5.** *Assume that in Live-Raft-Forensics, there is no Byzantine faults and at the start of an election, the freshness order of the followers is uniformly distributed. Then, the expected time complexity of a round-robin election is a constant that is irrelevant to the number of nodes  $n$ .*

**Proof.** In §A.3, we have shown that a round of election is guaranteed to terminate within bounded time, where the bound is only relevant to the timeout parameters in Table 4. To prove the statement, we only need to show the expected number of rounds is a constant to the number of nodes  $n$ . By the protocol, an election ends if the candidate is at least as fresh as  $f$  other nodes. This effectively requires its freshness rank (from freshest to stalest) to be no greater than  $f + 1$ . Subsequently, a round election iterates over randomly permuted ranks and ends at the first rank that is no greater than  $f + 1$ . Without loss of generality, we assume the freshnesses of the nodes are distinct, so that each rank from 1 to  $n$  is taken by exactly one node.

Now we calculate the expectation  $\mathbb{E}[R]$  of the position  $R$  of the first rank that is no greater than  $k \in [1, n]$ , which we denote by  $\pi_{n,k}$ . Clearly,

$$\pi_{n,1} = \sum_{r=1}^n \frac{1}{n} \cdot r = \frac{n+1}{2}, \quad \pi_{n,n} = 1.$$

For  $k \geq 2$ , we discuss the rank of the first position. With probability  $k/n$ , it is less than or equal to  $k$ , and  $R = 1$ . With probability  $(n-k)/n$ , it is greater than  $k$ , so the problem reduces to finding the first rank among the remaining  $n-1$  positions that is no greater than  $k$ . We can describe this nature with

$$\pi_{n,k} = \frac{k}{n} + \frac{n-k}{n} (1 + \pi_{n-1,k}), \quad \forall n \in \mathbb{N}, k \in [1, n-1].$$

Given the first term  $\pi_{k,k} = 1$ , we can derive by deduction that  $\pi_{n,k} = \frac{n+1}{k+1}$ . Recall that we aim to find  $\pi_{n,f+1}$ , which can

be computed by plugging  $n = 2f + 1$  in:

$$\pi_{n,f+1} = \frac{n+1}{f+2} = 2 - \frac{2}{f+2} < 2.$$

Therefore, a round-robin election is expected to end within 2 rounds, regardless of the number of nodes  $n$ . This concludes the proof.  $\blacksquare$

## B Pseudo-code for Algorithms

### B.1 Raft-Forensics

We formalize Raft-Forensics consensus algorithm in pseudo-code in Algorithms 1a, 1b and 1c. They compose a simple example of Raft-Forensics, where each log entry contains one single transaction, and each log replication starts with replicating one single entry. The algorithm consists of a main thread and several message receiver threads. The main thread controls the role transitions of the node, and the receiver threads define how a node handles each type of message. We highlight with red text the parts that are specific to Raft-Forensics.

For simplicity, we used black-box functions including **VerifyCert** and **VerifySig**. In both functions, we assume the algorithm can derive the public key of any node given its identity. **VerifyCert** takes a CC or a LC as input and outputs the verification result. Specifically, both certificates have a list of voters, a list of signatures and a message to sign, which corresponds to the `pointer` field of a CC and the hash of the `request` field of a LC. **VerifyCert** checks if the number of voters reaches the quorum ( $f + 1$ ), and if all the signatures are valid. On the other hand, **VerifySig** takes a signature, a hashed message and an LC as input. The LC contains the signer's identity, from which the algorithm can find its public key and verify the signature. The output is a predicate of whether the signature is valid.

Although the framework of the algorithm is made clear, we do not specify some implementation details at low levels. For example, in **HandleCommit** and **HandleAppendEntries**,  $h_i$  is read as the hash pointer of a local entry at a given index  $i$ . This indexing is not trivial because if no other state is maintained,  $h_i$  needs to be derived all the way from  $h_0$  which is expensive. Thus, a system engineer needs to consider trading space for time. Similarly, the maintenance of the log list `logs` should also be tactical as its size is prohibitive for RAM but acceptable for permanent storage in practice. In addition, a system engineer should carefully treat the conditions of rejecting or accepting a request, which may not be exhaustive in the pseudo-code. They also need to handle the rejection messages properly to optimize the performance.

---

```

1 Initialize secret_key, logs, pointer, myCC, leader_sig,
   election_list, timer_leader, timer_follower
2 term  $\leftarrow$  0, leader  $\leftarrow$   $\perp$ , role  $\leftarrow$  FOLLOWER
3 Function MainThread():
4   while true
5     As Follower:
6     role  $\leftarrow$  FOLLOWER
7     timer_follower.tick(UniformSample( $\Omega_{Lo}$ ,
8      $\Omega_{Hi}$ ))
9     timer_follower.wait() // timer can be
10    restarted
11    As Candidate:
12    role  $\leftarrow$  CANDIDATE, leader  $\leftarrow$   $\perp$ 
13    term  $\leftarrow$  term + 1
14    broadcast VOTEREQUEST(self, term,
15    logs.tail.freshness, pointer)
16    wait for  $f$  verified VOTE's on
17    Hash(VOTEREQUEST)
18    As Leader:
19    role  $\leftarrow$  LEADER, leader  $\leftarrow$  self
20    broadcast LC
21    while true
22    timer_leader.tick( $\Omega_{\heartsuit}$ )
23    timer_leader.wait() // timer can be
24    restarted
25    broadcast HEARTBEAT
26 Thread HandleVoteRequest(req):
27 if req.term  $\leq$  term
28 return // discard low-term requests
29 (In MainThread) goto As Follower
30 term  $\leftarrow$  req.term
31 if req.freshness is staler than logs.freshness
32 reply "reject" and return
33 reply VOTE( $\sigma_{secret\_key}$ (req)) and return
34 Thread HandleLC(LC):
35 if LC.request.term < term or not
36 VerifyCert(LC)
37 return // discard low-term/illegal leadership
38 claims
39 (In MainThread) goto As Follower
40 term  $\leftarrow$  LC.request.term
41 leader  $\leftarrow$  LC.request.leader
42 election_list[term]  $\leftarrow$  LC

```

---

**Algorithm 1a:** Raft-Forensics (Part 1), including the main loop, and the receiver threads handling vote requests and LC's.  $\Omega_{Lo}$ ,  $\Omega_{Hi}$  and  $\Omega_{\heartsuit}$  are system parameters already introduced by vanilla Raft.

## B.2 The Auditing Algorithm

We present the pairwise consistency checking algorithm in Alg. 2 and an early-existing high-level auditing algorithm in Alg. 3. The inputs correspond to the maintained states defined in §5.1, where the relevant fields can be found in Table 1.

---

```

1 Thread HandleClientTransaction(tx):
2 if role  $\neq$  LEADER
3 return
4 entry  $\leftarrow$  new entry(term, logs.tail.index + 1, tx)
5 logs.append(entry)
6 pointer  $\leftarrow$  temp_ptr  $\leftarrow$  hash(pointer||entry)
7 sig  $\leftarrow$   $\sigma_{secret\_key}$ (pointer)
8 leader_sig[term]  $\leftarrow$  sig
9 broadcast APPENDENTRIES(entry, sig,
10 election_list[term])
11 timer_leader.restart()
12 wait for  $f$  verified ACK's on temp_ptr
13 myCC  $\leftarrow$  assembled CC from signatures and temp_ptr
14 broadcast COMMIT(myCC)
15 timer_leader.restart()
16 Thread HandleLogSync( $t, i$ ):
17 if role  $\neq$  LEADER
18 return
19 if  $t >$  term or  $i >$  logs.tail.index
20 reply REJECT and return
21 if logs[i].term  $\neq$   $t$ 
22 reply REJECT and return
23 entries  $\leftarrow$  logs[i + 1 : end]
24 sigs  $\leftarrow$  Dict({}), LCs  $\leftarrow$  Dict({})
25 for  $\epsilon$  : entries
26 if  $\epsilon.term \notin sigs.keys$ 
27 sigs[ $\epsilon.term$ ]  $\leftarrow$  leader_sig[ $\epsilon.term$ ]
28 LCs[ $\epsilon.term$ ]  $\leftarrow$  election_list[ $\epsilon.term$ ]
29 if  $t <$  entries.head.term
30 sigs[t]  $\leftarrow$  leader_sig[t]
31 reply APPENDENTRIES(entries, sigs, LCs) and
32 return
33 Thread HandleCommit(CC):
34 if role  $\neq$  FOLLOWER or sender  $\neq$  leader
35 return
36  $i$   $\leftarrow$  CC.index,  $t$   $\leftarrow$  CC.term
37 if  $i \leq myCC.index$  or  $t <$  myCC.term
38 reply REJECT and return
39 if  $i >$  logs.index or  $t >$  logs[CC.index].term
40 reply LOGSYNC(myCC.term, myCC.index) and
41 return
42 if  $t <$  logs[CC.index].term
43 reply REJECT and return
44 if CC.pointer  $\neq h_i$  or not VerifyCert(CC)
45 reply REJECT and return
46 myCC  $\leftarrow$  CC
47 reply COMMITTED and return
48 Thread HandleHeartbeat():
49 if role = FOLLOWER And leader = sender
50 timer_follower.restart()

```

---

**Algorithm 1b:** Raft-Forensics (Part 2), including the receiver threads handling client transactions, log synchronizations, commits and heartbeats.

---

```

1 Thread HandleAppendEntries (entries, sigs, LCs):
2   if role ≠ FOLLOWER or sender ≠ leader
3     return
4   timer_follower.restart()
5   /* Freshness checks of entries */
6   if entries.tail is not fresher than logs.tail
7     reply REJECT and return
8   if entries.head.index ≤ myCC.index or
   entries.head.term < myCC.term
9     reply REJECT and return
10  LOGSYNCMESSAGE ←
   LOGSYNC(myCC.term, myCC.index)
11  if entries.head.index > logs.tail.index + 1
12    reply LOGSYNCMESSAGE and return
13  /* Check if head entry fits when it initiates new
   term */
14  i ← entries.head.index - 1, t = logs[i].term, h ← hi
15  fit ← t ≤ entries.head.term, verified ← false
16  if t < entries.head.term
17    if t ∈ sigs.keys And
       VerifySig(sigs[t], h, election_list[t])
18      verified ← true
19      fit ← verified
20  if not fit
21    if i = myCC.index
22      reply REJECT and return
23    reply LOGSYNCMESSAGE and return
24  /* Check if the entries and signatures are
   legitimate */
25  hprev_term ← h
26  for ε: entries
27    if i + 1 ≠ ε.index or t > ε.term
28      reply REJECT and return
29    i ← i + 1, t ← ε.term, h ← Hash(h || ε)
30    if ε ∈ entries.tail or t < ε.successor.term
31      if t ∉ sigs.keys or t ∉ LCs.keys
32        reply REJECT and return
33      if VerifySig(sigs[t], h, LCs[t])
34        verified ← true
35      else if verified
36        reply REJECT and return
37      else
38        reply LOGSYNCMESSAGE and return
39      if not VerifyCert(LCs[t])
40        reply REJECT and return
41      if t ∈ election_list
42        if election_list[t] ≠ LCs[t]
43          reply REJECT and return
44      else if LCs[t].request.pointer ≠ hprev_term
45        reply REJECT and return
46      hprev_term ← h
47  pointer ← h
48  for t: sigs.keys ∩ LCs.keys
49    leader_sig[t] ← sigs[t]
50    election_list[t] ← LCs[t]
51  logs[i + entries.length] ← entries
52  reply ACK(σsecret_key(h)) and return

```

---

**Algorithm 1c:** Raft-Forensics (Part 3), including the receiver thread handling log replication (APPENDENTRIES).

### B.2.1 Chain Integrity Algorithm

For each node  $v$ , the audited data consists of 4 components: the log list  $L_v$ , the commitment certificate  $C_v$ , the election list

---

```

Input: Log list  $L_w$ , election list  $E_w$  and commitment
certificate  $C_w$  for all  $w \in \mathcal{V}$ , nodes  $u$  and  $v$ 
Output: If  $u$  and  $v$  are consistent,  $\emptyset$ ; otherwise a non empty
set of Byzantine nodes
1 /*  $u, v$  must pass DataLegitimacy checks in Alg. 4
   */
2 Function PairConsistency ( $L, E, C, u, v$ ):
3   for  $t \in E_u.keys \cap E_v.keys$ 
4     if  $E_u[t].request.leader \neq$ 
        $E_v[t].request.leader$ 
5       return  $E_u[t].voters \cap E_v[t].voters$  // Case
       0
6    $i_v, i_u \leftarrow C_v.index, C_u.index$ 
7   if  $L_v[\min\{i_v, i_u\}] = L_u[\min\{i_v, i_u\}]$ 
8     return  $\emptyset$  // Chains are consistent
9   if  $C_v.term = C_u.term$ 
10    return  $\{E_v[C_v.term].request.leader\}$  // Case
       1
11   $h \leftarrow \operatorname{argmax}_{u,v}\{C_u.term, C_v.term\}$ 
12   $\ell \leftarrow \operatorname{argmin}_{u,v}\{C_u.term, C_v.term\}$ 
13   $\tau \leftarrow \min\{t \in E_h.keys, t > C_\ell.term\}$ 
14  if  $C_\ell.term \in E_h.keys$ 
15     $j \leftarrow E_h[\tau].request.freshness.index$ 
16    if  $C_\ell[j] \neq C_h[j]$ 
17      return  $\{E_\ell[C_\ell.term].request.leader\}$ 
       // Case 2
18  return  $E_h[\tau].voters \cap C_\ell.voters$  // Cases 3 & 4

```

---

**Algorithm 2:** The auditing algorithm for pairwise consistency checks. Time complexity  $\mathcal{O}(n + \Lambda)$ .

---

```

Input: Log list  $L_w$ , election list  $E_w$  and commitment
certificate  $C_w$  for all  $w \in \mathcal{V}$ , node set  $\mathcal{V}$ 
Output: Byzantine nodes  $A \subset \mathcal{V}$ 
1 Function AuditAll ( $L, E, C, \mathcal{V}$ ):
2   for  $v \in \mathcal{V}$ 
3     if not DataLegitimacy ( $L_v, E_v, C_v$ )
4       return  $\{v\}$ 
5    $w \leftarrow \operatorname{argmax}_{v \in \mathcal{V}} L_v.length$ 
6   for  $v \in \mathcal{V} - \{w\}$ 
7      $A_v \leftarrow \text{PairConsistency}(L, E, C, v, w)$ 
8     if  $A_v \neq \emptyset$ 
9       return  $A_v$ 
10  return  $\emptyset$ 

```

---

**Algorithm 3:** The early-exiting auditing algorithm of Raft-Forensics. A full version can be found in Alg. 5.

$E_v$  and leader signatures  $S_v$ . We list the requirements for the data of a node  $v$  to be *legitimate*.

1.  $L_v$  starts with a dummy entry `InitLog` and lasts with the corresponding entry of the commitment certificate  $C_v$ .
2. For each entry in  $L_v$ ,
  - i) The `index` field equals the number of its ancestors.
  - ii) The `term` field is no less than that of its predecessor.
  - iii) There exists a leader certificate in  $E_v$  keyed by `term`.
  - iv) If  $L_v$  is the last entry of its term, the corresponding signature in  $S_v$  can be verified with its hash pointer and the leader's public key.
3. The signatures in commitment certificate  $C_v$  are correctly signed by the voters in  $C_v$ . Numbers of voters and signatures should equal and be at least  $f + 1$ .
4. For each leader certificate with term  $t$  in  $E_v$ ,
  - i) The signatures are correctly signed by the voters. Numbers of voters and signatures should equal and be at least  $f + 1$ .
  - ii) If there exists at least one entry at term  $t$  in  $L_v$ , the predecessor of first entry at term  $t$  must have the same freshness as the certificate.
  - iii) (Ensured by Alg. 4) A log entry with term  $t$  exists in  $L_v$ .

Alg. 4 describes the verification procedure of a node's data integrity. If the data is not legitimate, the node is considered Byzantine-faulty and will not participate in the pairwise consistency checks in Alg. 2. In other words, all nodes in Alg. 2 are guaranteed to have legitimate data. Note that it is possible that an honest node accepts a leader, but does not nodelte any entry from it for various reasons. For simplicity in Alg. 2, we remove all the leader certificates of terms of which no entries exist in the log list.

## B.2.2 The Full Auditing Algorithm

In Alg. 5, we specify the full version of auditing algorithm which does not exit early after detection of one Byzantine node. It exhausts the available data and detects as many Byzantine nodes as possible. As long as a Byzantine node participates in forking the consensus, it will be exposed by this algorithm. Hence, in comparison with the early-exit version (Alg. 3), the full version is recommended, because unlike the former, it does not miss the Byzantine nodes whose accomplice is exposed earlier (e.g., with illegitimate data). However, we address that if multiple Byzantine nodes take part in the same attack (for example, voting for two different leaders at the same term), both full and early-exit variants of the auditing algorithm can find all these nodes at the same time.

**Input:** log list  $L_v$ , election list  $E_v$ , commitment certificate  $C_v$  and leader signatures  $S_v$  for  $v \in \mathcal{V}$

**Output:** A predicate indicating whether the data of  $v$  is valid, an updated election list  $E_v$ , and an auxiliary election list  $E_v^I$

```

1 Function DataLegitimacy ( $L_v, E_v, C_v, S_v$ ):
2   fail  $\leftarrow$  (false,  $\perp$ ,  $\perp$ )
3   /* Check log list */
4   if  $L_v[0] \neq \text{InitLog}$ 
5     | return fail
6   AllTerms  $\leftarrow$   $\emptyset$ 
7    $h \leftarrow \text{zero}$ 
8   for  $i = 1, 2, \dots, \text{len}(L_v) - 1$ 
9     | if  $L_v[i].\text{index} \neq i$ 
10      | return fail /* Ensure index correctness */
11      |  $t \leftarrow L_v[i].\text{term}$ 
12      | AllTerms  $\leftarrow$  AllTerms  $\cup$   $\{t\}$ 
13      | if  $t < L_v[i-1].\text{term}$ 
14        | return fail /* Ensure non-decreasing
15          |   indexes */
16      | if  $t \notin E_v.\text{keys}$  or  $t \notin S_v.\text{keys}$ 
17        | return fail /* Ensure log creator is
18          |   traceable */
19      |  $h \leftarrow \text{hash}(h || t || L_v[i].\text{index} || L_v[i].\text{payload})$ 
20      | if  $i = \text{len}(L_v) - 1$  or  $t < L_v[i+1].\text{term}$ 
21        | if not VerifySig ( $S_v[t], h, E_v[t]$ )
22          | return fail /* Ensure authenticity */
23          | if  $i < \text{len}(L_v) - 1$ 
24            |  $t' \leftarrow L_v[i+1].\text{term}$ 
25            | if  $t' \notin E_v.\text{keys}$  or
26              |  $h \neq E_v[t'].\text{request.pointer}$ 
27                | return fail /* Ensure LC
28                  |   correctness */
29      | /* Check Commitment Certificate */
30      | if  $C_v.\text{pointer} \neq h$  or
31        | not VerifyCert ( $C_v$ )
32          | return fail
33      | /* Check election list */
34      |  $E_v^I \leftarrow \text{Dict}(\{\})$ 
35      | for  $\text{term} \in E_v.\text{keys}$ 
36        | if not VerifyCert ( $E_v[\text{term}]$ )
37          | return fail /* Ensure LC correctness */
38        | if  $\text{term} \notin \text{AllTerms}$ 
39          |  $E_v^I[\text{term}] \leftarrow E_v[\text{term}]$ 
40          |  $E_v.\text{pop\_by\_key}(\text{term})$ 
41          | continue /* Remove unused terms */
42      | return (true,  $E_v, E_v^I$ )

```

**Algorithm 4:** Chain integrity check of Raft-Forensics

As expected, it suffers from a slightly higher complexity. Suppose the number of conflicting branches equals  $\beta$ . The time complexity of global consistency check (Table 2) will be raised from  $n\Lambda$  to  $n\beta\Lambda$ . However, compared to the high complexity of global legitimacy check, which is linear to the size of the log list, this change is negligible.

---

**Input:** Log list  $L_w$ , election list  $E_w$  and commitment certificate  $C_w$  for all  $w \in \mathcal{V}$ , node set  $\mathcal{V}$

**Output:** Byzantine-faulty nodes  $A \subset \mathcal{V}$

```

1 Function AuditAll ( $L, E, C, \mathcal{V}$ ):
2    $A, V \leftarrow \emptyset, \emptyset$ 
3   for  $v \in \mathcal{V}$ 
4     if DataLegitimacy ( $L_v, E_v, C_v$ )
5        $V \leftarrow V \cup \{v\}$ 
6     else
7        $A \leftarrow A \cup \{v\}$ 
8   while  $|V| > 1$ 
9      $U, w \leftarrow \emptyset, \operatorname{argmax}_{v \in V} L_v.\text{length}$ 
10    for  $v \in V - \{w\}$ 
11       $A_v \leftarrow \text{PairConsistency}(L, E, C, v, w)$ 
12       $A \leftarrow A \cup A_v$ 
13      if  $A_v \neq \emptyset$ 
14         $U \leftarrow U \cup \{v\}$ 
15     $V \leftarrow U$ 
16  return  $A$ 

```

---

**Algorithm 5:** The full auditing algorithm of Raft-Forensics.

### B.3 Live-Raft-Forensics

We first outline the precise prevote conditions. Then we provide pseudocode for the new leader election process.

#### B.3.1 List of Prevote Conditions.

- A. As a follower admitting a leader.
  - A1. The leader fails to send a heartbeat before timeout  $\Omega_{\heartsuit}$ .
  - A2. The leader fails to respond within RPC before timeout  $\Omega_{\heartsuit}$ .
  - A3. The leader sends invalid data during RPC calls, such as unauthenticated requests, invalid certificates, and logs of invalid format.
  - A4. The leader fails to send a valid commitment certificate before timeout  $\Omega_{\text{Request}}$  since the request was forwarded by self.
- B. As a follower during election.
  - B1. The candidate fails to send a valid leader certificate before timeout  $\Omega_{\text{voter}}$ .
  - B2. The candidate sends invalid data, such as ill-formatted vote requests and leader certificates.
- C. As a candidate: it receives  $f + 1$  vote rejections before timeout  $\Omega_{\text{Cand}}$  or fails to receive  $f$  votes at timeout  $\Omega_{\text{Cand}}$ .

### B.3.2 Leader Election

In Alg. 6, we precisely define the protocol of the round-robin leader election in Live-Raft-Forensics (§8.1).

---

**Input:** Term  $t$ , node  $v$   
**Output:** New Term, New Leader

```

1 Function LeaderElection ( $t, v$ ):
2    $\tau \leftarrow t$ 
3   while true
4     Prevote:
5     broadcast  $\sigma_v(\text{prevote}(\tau))$ 
6     Wait indefinitely for 1 prevote message
7     Vote:
8      $\tau \leftarrow \tau + 1$ 
9     Start listener of  $\sigma_U(\text{prevote}(\tau + 1))$  with  $|U| \geq 2$ 
10    (Jump to PrevoteInterrupt)
11    if  $c_\tau = v$ 
12      Start timed event (Jump to Timeout after
13       $\Omega_{\text{Cand}}$ )
14      broadcast REQUESTVOTE( $v, (T, J)$ )
15      Wait for signed votes
16       $\sigma.(\text{REQUESTVOTE}(v, (T, J)))$  from  $f + 1$ 
17      nodes
18      broadcast
19       $\text{LC} = \sigma_U(\text{REQUESTVOTE}(v, (T, J)))$ 
20      return  $\tau, v$ 
21    else
22      Start timed event (Jump to Timeout after
23       $\Omega_{\text{voter}}$ )
24      Wait for REQUESTVOTE( $c_\tau, (T, J)$ )
25      if By ( $T, J$ ),  $c_\tau$  is as fresh as  $v$ 
26        Vote for  $c_\tau$  by sending
27        REQUESTVOTE( $c_\tau, (T, J)$ )
28      else
29        Inform  $c_\tau$  of rejection
30        Wait for multi-signed
31         $\sigma_U(\text{REQUESTVOTE}(c_\tau, (T, J)))$ 
32        return  $\tau, c_\tau$ 
33    Timeout:
34    continue
35    PrevoteInterrupt:
36    continue and skip Prevote of next iteration

```

---

**Algorithm 6:** Round-Robin Leader Election in Live-Raft-Forensics

## C Comparison against PeerReview

We present the differences in efficiency between Raft, Raft-Forensics and PeerReview. In details, we study the communication complexity and spatial complexity of the following five communication activities of Raft.

- **Single append:** the follower is originally synchronized with

the leader, and receives one single entry from the leader that can directly append to its log list.

- **Log synchronization:** the leader sends an entry that may not directly append to the follower’s log list, and the follower requests for all the entry since last committed.
- **Commit:** the leader informs a follower to commit an entry.
- **Heartbeat:** the leader sends heartbeat messages as a liveness signal.
- **Vote Request:** a candidate requests a follower for vote and eventually becomes the leader.

The total complexities are combinations of the activities which depend on the workload of the system. Typically, an *idle* workload has extremely low frequency of transactions, and heartbeat is the major activity. In a *light* workload, single append is the major activity because transactions are submitted at a frequency low enough for the leader to finish replicating the previous entry to all followers before handling the next one. In a *heavy* workload, log synchronization is the major activity because the leader has to replicate multiple entries that include all queued transactions. Note that we do not focus on the remaining two activities. The frequency of commit activity can be chosen at a low frequency compared to others. Vote requests is rare in practice because it is triggered by the leader’s crash fault.

Considering the differences in auditor setups between PeerReview and Raft-Forensics, a direct comparison may be unfair. Hence, we derive HubReview, which is a simple, centralized variant of PeerReview. Briefly, instead of letting the nodes auditing (or witnessing) each other in PeerReview, we let one single trusted auditor audit all the nodes in HubReview like Raft-Forensics. All other protocols of HubReview are the same as PeerReview. Consequently in HubReview, nodes no longer need to forward authenticators (digital signatures) to witnesses, and thus save some communication complexities.

We present the complexities in Table 6. For clarity, we list the relevant notations and their example values in Table 5 and the resulting relative overhead complexities in Table 7. Under high workloads, Raft-Forensics’s overhead communication complexity is roughly 1/4 of HubReview and 1/6 of PeerReview. Under low workloads, Raft-Forensics’s overhead communication complexity is roughly 1/2 of HubReview and 1/3 of PeerReview. Under idle workloads, Raft-Forensics has no communication overheads. For all workloads, Raft-Forensics has no amortized spatial overheads. In summary, Raft-Forensics has a significant advantage over PeerReview in efficiency.

Notation	Description	Value
$b$	Size of a log entry	
$p$	Size of a hash pointer	64
$s$	Size of a digital signature	72
$w$	Number of witnesses in PeerReview	1
$m$	Number of entries in log synchronization	
$t$	Number of unique terms in log synchronization	1

Table 5: List of notations and their example values in Table 6.

## D Other Evaluation Results

### D.1 Comparison Between Raft and Raft-Forensics over 16 Nodes

### D.2 Effect of Transaction Size

We extend our evaluation results in §7.1 by inspecting the effects of *transaction size* on both latency and throughput. To observe these effects, we fix the client concurrency level and extend our choices for transaction sizes to a geometric sequence starting with 256 Bytes to 2 MiB. Each single experiment is configured by client concurrency and transaction size in the same way as in §7.1, and yields the throughput and latency of transactions. Because the concurrency levels in Dumbo-NG configurations are not comparable against Raft and Raft-Forensics, we only run the experiments for the latter.

Figures 7a and 7b show the effects of transaction size on the system performance. In both figures, Raft-Forensics performs similarly to Raft – over all experiments, its latency is at most 25% higher than Raft, while its throughput is at least 93% of Raft. When the number of concurrent clients is no greater than 10, the throughput of Raft-Forensics reaches 98% of Raft at least, which makes them almost identical. These figures are also helpful for system designers to choose a suitable transaction size to maximize bandwidth usage without sacrificing latency. For instance, with 50 clients, 16 KiB is the most suitable transaction size, while with 10 clients, 128 KiB is optimal.

### D.3 Performance of Auditing Algorithm

In addition to theoretical complexity bounds, we simulate and benchmark the audit process. The audit process consist of two steps – data generation and evaluation of auditing performance.

To benchmark the audit process, we need to control: 1) the adversarial nodes’ behavior, 2) the number of requests, which approximately equals the length of log chains, and 3) the chunk size of log chains. In our C++ implementation (as well as vanilla nuRaft) it is time-consuming and difficult to add different varieties of adversarial agents to generate desired test cases, particularly during elections (e.g., electing a leader that is favorable to the adversary). Moreover, the full nuRaft



	Raft	<b>Raft-Forensics (ours)</b>	PeerReview	HubReview
Communication Complexity				
Single Append	$b$	$2s$	$(2w + 2)s + 2p$	$2s + 2p$
Log Sync	$(m + 1)b$	$(t + 2)s$	$(6w + 6)s + 6p$	$6s + 6p$
Commit	CONST	$(f + 1)s$	$(2w + 2)s + 2p$	$2s + 2p$
Heartbeat	CONST	0	$(2w + 2)s + 2p$	$2s + 2p$
Vote Req	CONST	$p + (f + 2)s$	$(6w + 6)s + 6p$	$6s + 6p$
Amortized Spatial Complexity				
Single Append	$b$	0	$2s + 2b$	$2s + 2b$
Log Sync	$mb$	$(t - 1)s$	$6s + (2m + 2)b$	$6s + (2m + 2)b$
Commit	0	0	$2s$	$2s$
Heartbeat	0	0	$2s$	$2s$
Vote Req	0	$p + (f + 2)s$	$6s$	$6s$

Table 6: Comparison of complexities between Raft, Raft-Forensics, PeerReview and HubReview. For Raft-Forensics, PeerReview and HubReview, we list the *overhead* complexities comparing against Raft.

Workload	Communication Complexity			Spatial Complexity		
	Raft-Forensics	PeerReview	HubReview	Raft-Forensics	PeerReview	HubReview
High	<b>26.5%</b>			<b>0%</b>		
Low	<b>52.9%</b>	153.4%	100%	<b>0%</b>	100%	100%
Idle	<b>0%</b>			<b>0%</b>		

Table 7: Relative overhead complexities of Raft-Forensics, PeerReview and HubReview. Parameter values are listed in Table 5.

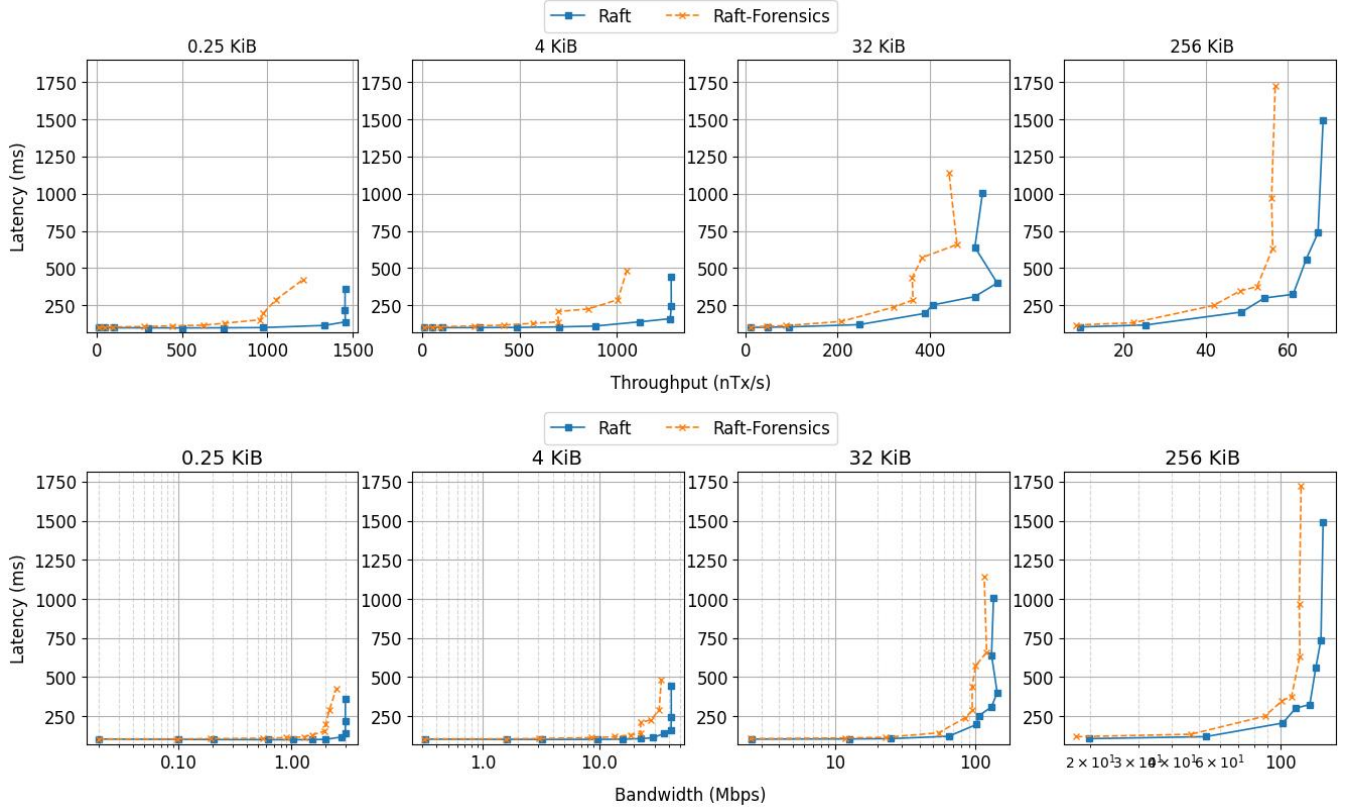
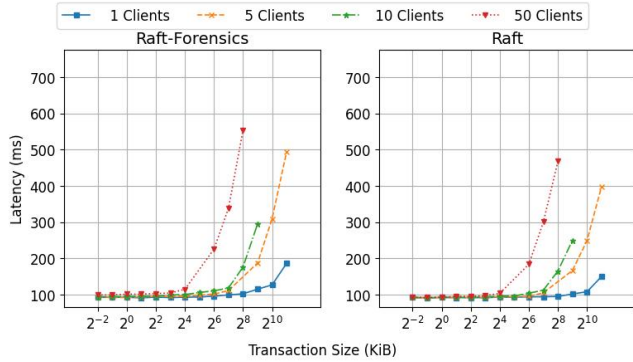
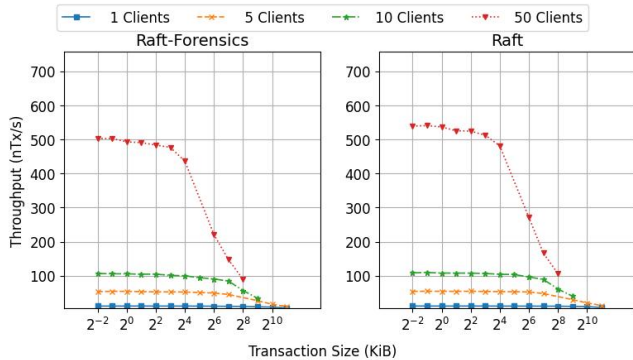


Figure 6: Latency-throughput tradeoff ( $n = 16$  nodes). Top row displays throughput in number of transactions per second; bottom row displays throughput in bandwidth.



(a) Relation between latency and transaction size.



(b) Relation between throughput and transaction size.

Figure 7: Relation between latency/throughput and transaction size. ( $n = 4$  nodes)

implementation introduces a vast range of race conditions, which are challenging to control.

As a result, for more fine-grained control over our audit experiments, we used the simulator to generate the data required for auditing. We summarize the functionalities of the simulator as follows.

- It is able to fully simulate log replications with different pairwise node delays.
- It simplifies leader election so the choice of the new leader is controllable and suitable for testing auditing performance. For instance, we can elect a leader that is most favorable for the adversary.
- It simulates a client who submits requests periodically and a configurable number of nodes who replicate and commit log entries in response.
- It is also capable of assigning the adversary to a node and simulating the fork and bad vote attacks in Examples 1 and 2. It can launch the attack once at any time during request submissions.
- The simulator ensures the adversary is able to generate

legitimate data to prevent it from being caught before consistency checks.

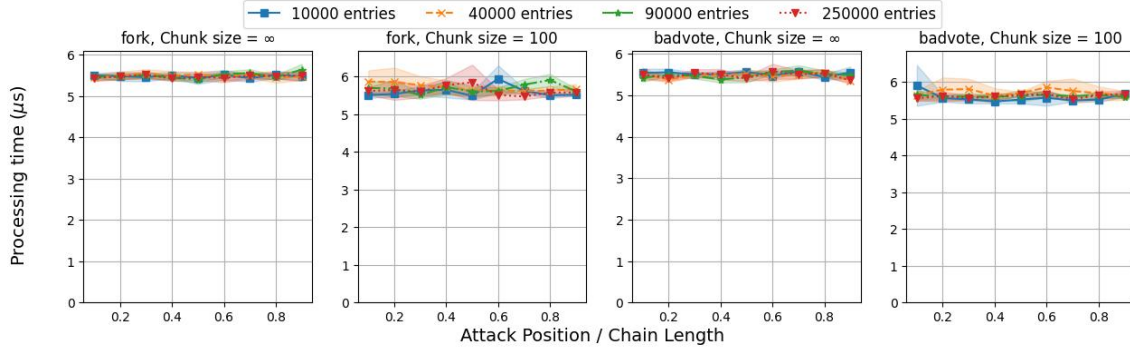
- In the simulator, the nodes write their committed log entries in order into chunked files. They also write their commitment certificate and leader certificates.

Using this simulator, we set up five server nodes where one of them is Byzantine. We generate transaction traffics of sizes 10,000, 40,000, 90,000 and 250,000. This results in approximately the same number of entries on the log chain of each node. We let the Byzantine node launch two types of attacks – fork (Example 1) and bad vote (Example 2). For each attack, we set two different chunk sizes  $\infty$  and 100, which corresponds to the max number of log entries in each file. Under each configuration of these parameters, we let the Byzantine node launch the attack at various positions during the transaction traffic. Specifically, the position can be expressed by the proportion of the time of attack to the time of the last transaction, which is selected from 0.1 to 0.9. We plot the time consumption of **DataLegitimacy** in Fig. 8a and the time consumption of **AuditAll** in Fig. 8b.

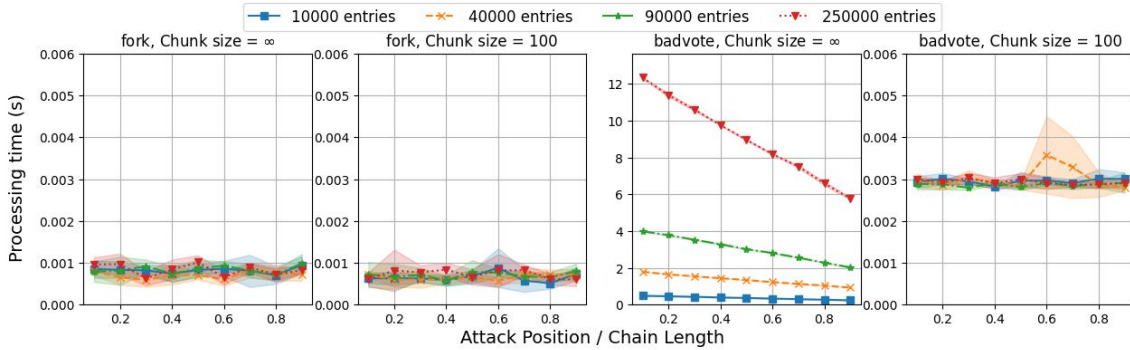
By Fig. 8a, the time consumption of **DataLegitimacy** is constant over each log entry, which implies a linear time complexity over all entries. This constant is irrelevant of the attack position or the size of the log list. Notably, the time consumption is improved when we choose chunk size 100, instead of saving everything in the same file.

By Fig. 8b, the time consumption of **AuditAll** is constantly low when the Byzantine node launches the fork attack or the nodes use chunked files for storage. In the fork attack, it is easy for the auditor to discover from the last entries that the log lists conflict at the same term, and then expose the leader of that term without further looking into the depths of the lists. In the bad vote attack, however, the auditor must search for log entries by a given term. Specifically, when two nodes  $u$  and  $v$  have different ending terms  $t_u$  and  $t_v$  where  $t_u > t_v$  without loss of generality, the auditor must find the first entry in  $u$ 's log list that has a higher term than  $t_v$ . The earlier the attack, the deeper this entry is, and the longer it takes for the auditor to scan from rear to front as we do in this experiment. This explains the third subfigure of Fig. 8b. When the log entries are stored in chunks, the auditor can derive the file that stores this entry and directly search within the file which has no more than 100 entries. This technique accelerates consistency checks by up to 4000 $\times$  by comparing the third and fourth subfigures.

With the total processing time reduced to milliseconds, the **AuditAll** algorithm for consistency checks spends much shorter time than the **DataLegitimacy** algorithm for data legitimacy checks, which takes tens or hundreds of milliseconds. This is consistent with our complexity analysis in §7.2.



(a) Processing time of **DataLegitimacy**, the first stage of auditing.



(b) Processing time of **AuditAll**, the second stage of auditing.

Figure 8: Evaluation of different stages of the auditing algorithm.

## D.4 Dashboard of Auditing Algorithm

Fig. 9 shows the screenshot of the dashboard mentioned in §7.2.

## E Other Discussions

### E.1 Limitation of Live-Raft-Forensics

By simply raising the threshold of prevotes, Live-Raft-Forensics still cannot tolerate Byzantine faults against liveness from more than one corrupt nodes. We present an attack launched by two nodes with labels 0 and  $f$ , where  $n = 2f + 1$ . Suppose node 0 initially holds the leadership. It replicates some entries (without commitment) to only nodes from  $f$  to  $2f$ , such that  $f$  is the first node on the round-robin loop that is fresh enough to be elected. Then, it gives up leadership due to client complaints, allowing node  $f$  to become the next leader. Node  $f$  replicates some new entries to only nodes 0 to  $f$ , making 0 the first node that is fresh enough to be elected. After it falls from the client-leader dispute, the leadership passes to 0 again. The entire process loops forever without a single log entry being committed.

Note that it is impractical to exclude a fallen leader from future candidacy, because timeouts in the second trial occa-

sionally happen to honest nodes in practice. Such design will greatly weaken the robustness of the entire system.

### E.2 Comparison Against a BFT Protocol

Figure 10 compares the performances of Raft-Forensics, Raft and Dumbo-NG. We chose the official implementation [17] for Dumbo-NG, where all servers spawn transactions by default. For a fair comparison between both Raft variants and Dumbo-NG, we disabled transaction batching for Dumbo-NG by setting batch sizes to 1 as batching is not implemented for Raft. It may have a negative impact on Dumbo-NG’s throughput in number of transactions at small transaction sizes, but the throughput in bandwidth suffers less because high transaction sizes can simulate batching.

This may not be the fairest comparison between the performances of CFT and BFT protocols – it is ideal to compare Dumbo-NG in its default working state against Raft, which additionally incorporates batching and separated transaction dissemination. However, implementing these changes in Raft would entail significant additional engineering in Raft, which conflicts with our objective of minimizing modifications. This objective is motivated by the widespread adoption of Raft and the associated costs and challenges of replacing or modifying it.

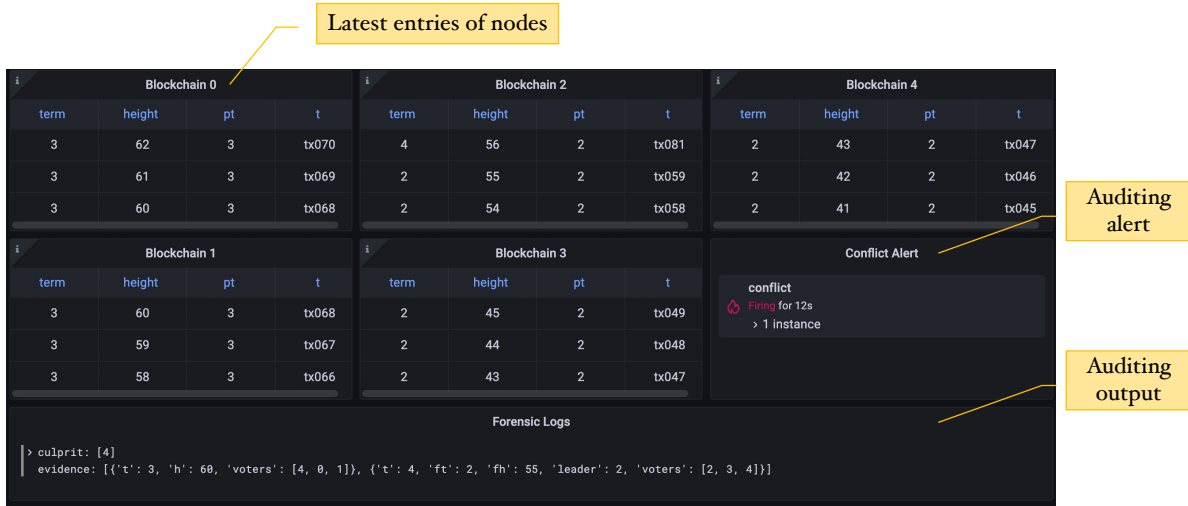


Figure 9: Dashboard of auditing in Raft-Forensics. This figure demonstrates a simulation of a blockchain system, consisting of five nodes with leader election occurring every 20 transactions. One of the nodes, node 4, is a Byzantine node that launches a bad vote attack at 70% progress of the simulation, resulting in a safety violation. Upon detecting the conflict, the auditor process issues an alert and initiates an auditing algorithm to identify the culprit and extract evidence. In this particular scenario, node 4 is successfully detected, and the extracted evidence shows that it voted for a CC in term 3 and later voted for a conflicting LC in term 4.

Under each configuration of transaction size and client concurrency, we run all the nodes and client processes simultaneously for 1 minute for Dumbo-NG which requires up to 40 seconds to warm up (20 seconds for Raft variants that do not require warm-up). For the remaining configurations, we use the same settings as in §7.

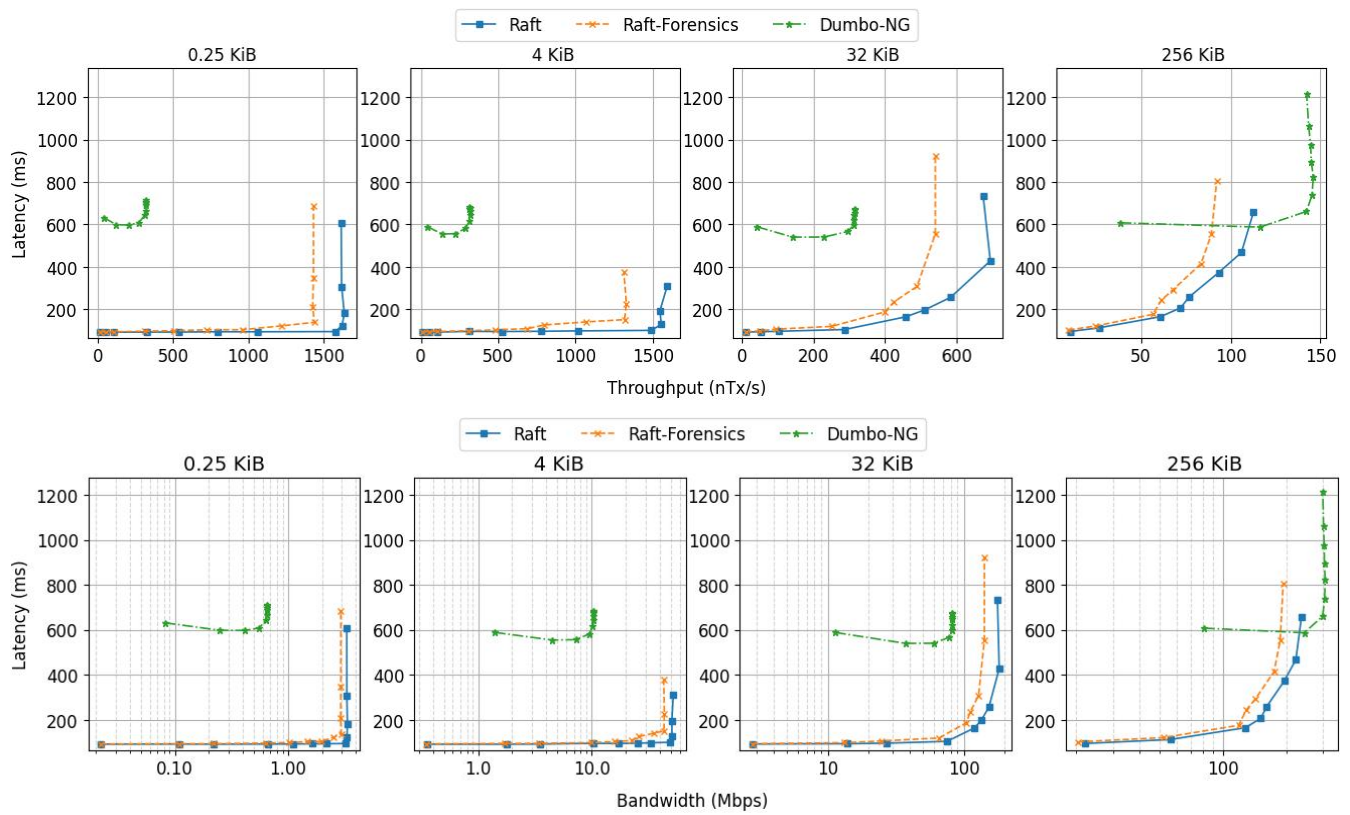


Figure 10: Latency-throughput tradeoff between CFT and BFT protocols ( $n = 4$  nodes). Top row displays throughput in number of transactions per second; bottom row displays throughput in bandwidth.