

Kugelblitz: Streamlining Reconfigurable Packet Processing Pipeline Design and Evaluation

Artem Ageev

Max Planck Institute for Software Systems

Antoine Kaufmann

Max Planck Institute for Software Systems

Abstract

Reconfigurable packet processing pipelines have emerged as a common building block for offloading fast and efficient packet processing to programmable switches and SmartNICs. However, designing or extending such architectures is complex, laborious, and resource intensive, due to the large design space coupled with the need for building architecture-specific compilers and RTL implementations before any evaluation is feasible.

In this paper, we present Kugelblitz, a framework for rapidly designing, implementing and evaluating reconfigurable packet processing pipeline architectures. Kugelblitz comprises domain specific abstractions for separately representing pipeline architectures and protocol processing programs, a compiler for automatically mapping programs to specific architectures, and a hardware generator outputting complete RTL implementations for specific pipeline architectures. Kugelblitz enables meaningful full-system evaluation including chip area and timing from VLSI synthesis of the generated RTL, and end-to-end system benchmarks running real application workloads in full system simulation. In our evaluation, we demonstrate that Kugelblitz generates realistic and efficient RTL implementations, scales to large pipelines, enables fast design exploration, and provides meaningful application offload performance results.

1 Introduction

Modern network devices, especially switches and network interface controllers (NICs) increasingly provide some programmability in their packet processing. Programmable processing increases flexibility and allows devices to cover a broader range of use-cases and avoids the need for operators to deploy new hardware if protocols change over time. Realizing this programmability in hardware gives rise to a host of challenges. In data centers especially, modern NICs process packets at bandwidths up to 200 Gbps, while switches need to provide aggregate bandwidths of up to 12 Tbps. End-to-end

communication latencies can be below $10\mu\text{s}$ leaving individual devices with processing budgets below $1\mu\text{s}$. Finally, modern NIC and, especially switch chips, already require large chip area even without programmability overhead.

Reconfigurable packet processing pipelines (RPPPs) have emerged as one of the key hardware building blocks for meeting these requirements in NICs [15, 19, 23] and switches [7, 8, 16, 17]. The capability of these building blocks ranges from minimal pre-processing such as extracting packet fields or basic packet filtering [15, 16], to implementing most of the data plane processing in switches [7, 8, 17]. Reconfigurable pipelines are spatial architectures comprising multiple pipeline stages that contain ALUs, memories, and routing elements that packets pass through sequentially (typically) executing the same processing steps for every packet. Operators or vendors program these pipelines by configuring parameters such as the opcode for each ALU, what addresses or keys to use for memory and CAM accesses, and how to route inputs and outputs between these elements.

The specific design parameters vary widely between specific architectures, such as number of stages, number of ALUs per stage, operations supported, configuration and availability of memories, interconnects topology and configurability for routing inputs to and outputs between elements. These parameters affect a packet processing pipeline’s processing capability, i.e. what protocol processing it is capable of performing, as well as the chip area and achievable timing and system performance. As a result, these trade-offs are subject of both innovation in commercially available products [2] and in research [7, 26, 27, 29].

Unfortunately, research on new reconfigurable pipeline architectures is typically challenging to implement and evaluate because of multiple compounding factors. First off, the design space for these architectures is very large due to the many design parameters, with only few reference points for existing designs. Choosing concrete design parameters is further complicated as many parameters not only affect performance, but indirectly also determine what protocol processing can be executed on the architecture. However,

to determine if a concrete protocol processing program can be realized, a compiler for the specific architecture first has to be developed. In addition to processing capability, different architectures will result in different hardware cost and performance. Evaluating both requires a complete RTL implementation of the architecture, which can then be passed through VLSI synthesis to obtain chip area and timing analysis. Finally, while clock frequency is a useful performance evaluation metric, the main metric of interest is typically performance of the complete system including the pipeline. Beyond a full RTL implementation, obtaining this ordinarily requires a complete chip implementation and measurements in a physical testbed cluster. Due to the prohibitive time and resource requirements, most academic work stops short, instead opting for a piecemeal evaluation, e.g. implementing and synthesizing RTL for small design components [27], rarely opting for complete RTL prototypes combining VLSI synthesis and timing analysis with FPGA emulation for functional system tests [29].

In this paper we aim to tackle this challenge with Kugelblitz, a framework for streamlining design exploration, implementation, and evaluation for reconfigurable packet processing pipelines. First, we introduce an abstract representation for specifying complete reconfigurable pipeline architectures. We then separately represent packet processing programs in an architecture-agnostic representation. Based on these two abstractions we design a compiler to automatically map programs to specific pipeline architectures or determine that a program cannot be realized on the specified architecture. This provides early and rapid feedback on what architectures can run which programs. Next, we design and implement a hardware implementation generator that automatically generates complete and synthesizable RTL implementations from pipeline architecture specifications. Besides synthesizing for chip area and timing, we also implement a harness for cycle accurate simulation of the RTL as part of an end-to-end full system simulation using the SimBricks modular simulation framework [21]. Finally, Kugelblitz can also convert protocol processing programs to fixed pipeline architectures implementing this processing to serve as baselines for evaluation. In combination, Kugelblitz enables fast design space exploration for pipeline architectures guided by protocol processing programs that fit, chip area, and end-to-end performance of application workloads.

We make the following contributions in this paper:

- We propose abstractions for specifying protocol processing and reconfigurable pipeline architectures. (§ 4.1)
- We design and implement an automatic compiler for mapping protocol specifications to concrete architectures, or determining infeasibility. (§ 4.3)
- We design and implement an automatic RTL generator for implementations from architecture specifications

(§ 4.2) and simulation in an end-to-end system (§ 4.5).

- We develop and evaluate a design space exploration methodology for reconfigurable packet processing pipelines based on end-to-end system performance.

We will release Kugelblitz open source before publication.

This paper builds on our earlier workshop position paper [1] that introduced our overall approach of decoupling pipeline architectures and protocol processing programs with RTL generation for design exploration. In this paper, we present our abstractions, RTL generation, and simulation toolchain in more detail completely based on our now complete implementation. We further present the design of the compiler earlier left as future work, and provide a complete evaluation of Kugelblitz.

2 Reconfigurable Packet Processing Pipelines

We first discuss background on reconfigurable pipelines followed by the challenges in designing and evaluating them.

2.1 Uses

As programmable network hardware is increasingly replacing fixed function hardware, RPPPs have become a common building block in many modern switches and NICs.

In programmable switches [7, 8, 17], the complete switching logic, including packet filtering, forwarding decisions, en- and de-capsulation, and even telemetry [20], are handled by RPPPs configured accordingly. In such switches, a regular server-class CPU is responsible for the control path including programming the pipeline and as well as initializing and maintaining pipeline state (such as forwarding tables, ACLs, etc.). This control-path separation removes significant complexity from the data path for handling the (relatively) infrequent updates to programming and state, at the cost of slower out-of-band operation.

For NICs the role varies more widely, from simple pre-processing steps for otherwise fixed-function NICs, over coordinating other units on the NIC, all the way to implementing most of the packet handling. Intel’s recent E810 [15] 100 Gbps+ data center NIC series use their *FlexiPipe* programmable pipeline for flexible packet switching, classification, ACLs in between the network port and the rest of the conventional NIC logic. Pensando’s DSC [23] (now AMD) and the PANIC [22] SmartNIC architectures use RPPPs to flexibly coordinate packet processing on among multiple different processing units on the NIC. Finally, FlexNIC [19] proposes to implement most NIC functionality including DMA logic through RPPPs with little to no fixed processing.

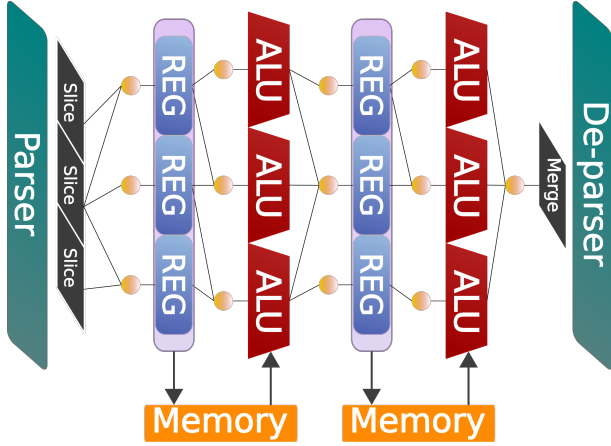


Figure 1: Reconfigurable packet processing pipeline example.

2.2 Architecture and Design Space

Figure 1 shows an example RPPP with the typical elements: (de)parser, interconnects, registers, ALUs, and memories.

Packets enter the pipeline through a *parser* that extracts relevant packet fields from the whole packet for processing in the rest of the pipeline. The rest of the pipeline only operates on these extracted fields and cannot access to the rest of the packet. These can be as simple as taking a prefix of the first N packet bytes, or more capable TCAM-driven programmable parsers [7, 14]. At the end of the pipeline a *de-parser* re-combines updated packet fields and modification instructions with the original packet.

Inside the pipeline, intermediate results are passed through *registers* into subsequent stages. Given the spatial pipeline architecture, only values explicitly assigned to registers are available in the next stage. In each stage, configurable *interconnects* route values from the input registers to the inputs of units in the stage, and from unit outputs to the output registers. Specific interconnect topologies vary widely between designs, RMT [7] for example, uses full cross-bars for input routing, but hardwires each ALU output to a specific register.

The actual computation in RPPPs occurs in the *ALUs* where each ALU only executes one operation for each packet. For each ALU, the programmed runtime configuration chooses the operation to execute. The number of ALUs and the operations they support vary between implementations. Due to timing and space constraints ALUs typically support common bit operations as well as addition and subtraction, but typically not multiplication or division.

Finally, different types of *memories* serve one of two tasks: 1) communicating state to and from the control plane, and 2) maintaining state across packets. Lookup tables, implemented as hash tables in SRAM or for ternary lookups in TCAM, are the most common types for the former. While regular RAM blocks, that the pipeline reads and writes, are

common for the latter. Timing is often a key constraint, especially for memories that are accessed in a read-modify-write pattern (e.g. counters for statistics), as packets needing access to the same memory elements can arrive directly back-to-back. As a result, memory is typically local to a specific pipeline stage where it has to be both read and written, significantly limiting complexity of stateful operations [27]. Specifics of the types, numbers, and sizes of memories available again vary widely.

2.3 Design and Evaluation Challenges

Building new reconfigurable programmable packet processing pipeline architectures and systems is a complex endeavor.

C1: Large and unexplored design-space The first question is how to choose concrete design parameters from the vast design space. How many pipeline stages? How many registers and ALUs per pipeline stage, and how to interconnect them? What operations should the ALUs support, and what bit-width? What configuration of memories, including types and sizes? Should the pipeline be homogenous and regular with the same parameters for each stage, or heterogeneous with different parameters in different stages? Accurately and optimally answering these questions at design time is nearly impossible. The design space is huge and there are only few existing reference points with concrete and varying answers for each question. To make matters worse, many of the existing architectures are proprietary with some unknown parameters, and often little information about chip area and timing that they achieve. As a result, designs inevitably involve educated guesses and iterative exploration.

C2: Trade-off between cost, performance, capacity Choosing design parameters thus requires navigating a three-way trade-off between performance, cost, and feasible processing. Unlike with conventional processor architectures where most design parameters just affect performance and cost, the specific design parameters of an RPPP directly limit what protocol processing it can support. While additional protocol processing operations on a processor just increase execution time by a few cycles, for a reconfigurable pipeline processing will either fit or not fit. Predicting what processing is feasible ahead of time is challenging, e.g. even if sufficient ALUs and registers are available in total, a program might not fit because of routing constraints.

C3: Reconfigurable architectures need compilers To map a packet processing program onto a specific pipeline architecture, a compiler for the specific architecture is required. Even for small programs manually writing pipeline configurations is typically not feasible for all but the smallest

pipeline architectures. So in addition to choosing architecture parameters, designers also have to implement a compiler before being able to determine what protocol processing programs a specific architecture can support. A compiler is also required for actually testing a pipeline implementation.

C4: Measuring chip cost and end-to-end performance

The final challenge, is a meaningful evaluation of a pipeline architecture. Besides the capability of running the necessary protocol processing, possibly with hard to quantify additional capacity for flexibility to meet future needs, there are additional key metrics. The high level metrics of interest are overall system cost and performance. For both the first step is a complete RTL implementation of the architecture. VLSI synthesis tools such as Synopsys, Cadence, or OpenROAD then provide a hardware implementation, along with reports on chip area and timing analysis. Area reports provide a reasonable proxy for hardware cost. Timing analysis confirms the achievable clock frequency for the chip, which factors into system performance.

However, predicting overall system performance from chip clock frequency in network systems can be challenging. Especially when evaluating cost and benefit of offload designs, where the RPPP only implements part of the overall system processing many other factors affect system performance, such as processing latency and variations in timing. Reliable full system measurements require running all system components in combination in a testbed. However, there are significant additional time- and cost-intensive steps before a complete hardware prototype is ready for evaluation. These last steps in particular are out of reach of most researchers in academia, and even for industrial research only getting results very late in the process is a challenge. This particularly makes reliably putting system cost in context with performance improvements achieved compared to baseline systems nearly impossible.

3 Kugelblitz Approach

To address these challenges, we propose Kugelblitz, an framework for end-to-end design exploration for RPPPs.

3.1 Design Goals

Specifically, Kugelblitz has the following design goals:

- *Flexibility*: enable exploration of a broad range of pipeline architectures with different design parameters and degrees of programmability, including fixed function pipelines as comparison points.
- *Low programmer effort*: minimize implementation effort required for comparing different pipeline architectures and combinations with protocol processing programs.

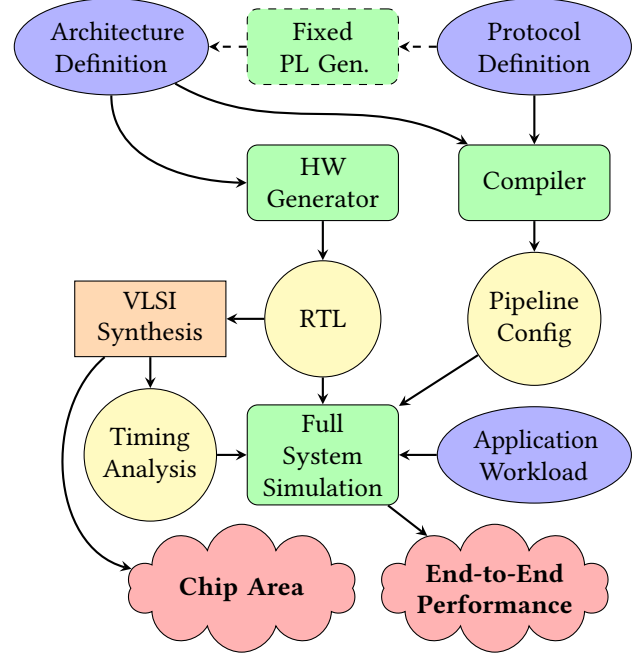


Figure 2: Kugelblitz overview outlining flow through components. The purple ellipses are Kugelblitz inputs, the rounded green rectangles Kugelblitz tools, the orange rectangle an external tool, the yellow circles intermediate results, and the red clouds the output results.

- *Realistic*: obtain representative implementations in terms of cost, system performance, and processing capacity that can meaningfully guide design exploration.
- *Scalability*: support the necessary scale for pipeline architectures with thousands of ALUs and tens of stages, and protocol programs to match.
- *Quantitative comparison*: enable meaningful evaluation of cost as well as full system performance for different designs, without fabricating and deploying hardware.

3.2 Overview

Figure 2 shows an overview of Kugelblitz. We start by defining separate abstractions for representing pipeline architectures ("the hardware") and protocol processing programs ("the software"). Next, we design a compiler that takes an architecture definition and a protocol processing program and determines if the program can be mapped onto the pipeline. If successful the compiler generates the specific runtime configuration to implement the program on this architecture. We then build a hardware generator that translates a pipeline architecture specification into a full RTL implementation. To obtain information on chip area as a proxy for cost and achievable timing and clock frequency, we pass the generated

RTL to standard VLSI synthesis toolchains. Finally, we simulate the generated RTL, with the frequency obtained from the VLSI timing analysis, as part of a complete full system simulation with multiple hosts running complete software stacks, including OS and real application workloads.

3.3 Design Principles

Kugelblitz employs the following four design principles to address our motivating challenges and achieve our design goals.

Decoupling protocol programs from architectures. A key requirement for rapid design exploration of RPPPs is being able to easily determine what protocol processing programs a candidate pipeline architecture can run. We enable this, by first decoupling programs and pipelines in separate and independent specifications and use an automated compiler to map programs onto pipelines.

Meta-programming for flexibility. RPPP architectures are typically large and repetitive and have many design parameters. To enable efficient and broad exploration, we rely on meta-programming in our abstractions, allowing developers to programmatically generate candidate designs for comparison and evaluation with the rest of the Kugelblitz tools.

Automated HW implementation. For VLSI synthesis, to obtain area and timing, as well as cycle accurate simulation a full RTL implementation is required. Kugelblitz enables developers to automatically generate synthesizable RTL from an architecture specification.

Full system evaluation with end-to-end simulation. Finally, Kugelblitz enables meaningful evaluation with the complete software stack and real application workloads with full system simulation. For this, we integrate a cycle-accurate simulation of the generated RTL, with the timing obtained from VLSI synthesis, into the SimBricks modular end-to-end simulator capable of simulating full end-to-end system.

4 Design

This section provides a detailed design discussion of the individual Kugelblitz components, starting with our abstractions for protocol (§ 4.1.1) and pipeline architecture (§ 4.1.2), then the hardware generator (§ 4.2), followed by the compiler (§ 4.3), fixed pipeline generator (§ 4.4), and finally the simulation infrastructure (§ 4.5).

4.1 Abstractions

At Kugelblitz’s core are domain-specific programming abstractions for representing protocol processing programs and pipeline architectures. Both abstractions leverage data flow graphs (DFGs), combined with a few additional external definitions for state elements (e.g. lookup tables for protocol programs or RAM blocks for pipeline architectures). Where possible, we use matching node types for protocol programs and pipelines. In both abstractions graphs are strongly typed, with each edge representing a bit-width dictated by the source node.

To make it easy to explore a broad range of pipeline architectures and protocol processing programs with different configurations, we implement embedded domain specific languages (DSLs) in Scala for generating concrete programs and architectures. The DSLs enable programmers to create and connect nodes in graphs manually. However, programmers can also leverage the full Scala language features for meta programming. For example, leveraging loops or functional programming routines for assembling repetitive pipelines, or to generate a set of different architectures with different numbers of ALUs or pipeline stages. Meta-programming also makes it easy to build up libraries of common functionality or patterns as Scala functions or classes to enable re-use across different protocols or architectures.

4.1.1 Protocol Processing Programs

For representing protocol processing programs we opted for a DFG representation because it explicitly captures data dependencies without introducing unnecessary ordering constraints in the representation, e.g. as would be inherent in instruction sequences. DFGs also naturally fit compilation to the inherently spatial packet processing pipelines, as DFGs naturally expose potential opportunities for parallel execution in the same pipeline stage. During compilation, DFG edges also indicate which values have to be passed through to subsequent pipeline stages without additional liveness analysis. Protocol processing graphs also provide simple initial estimates for how many arithmetic units a program will need in a pipeline, the minimal number of stages based on the critical path lengths, and number of registers required in a pipeline by analyzing graph cuts.

Figure 3 shows the graph from a simplified example of a Kugelblitz a packet processing program. The program checks for IPv4 and UDP protocols and looks up a translation of source and destination ports in a lookup table. If all checks pass and the lookup is successful the packet is rewritten with the address found in the table, otherwise the address remains unmodified.

Table 1 lists the available node types along with their inputs, outputs, and attributes. The node types fall into four categories: conversions, compute, input / output, and state. As graph edges are strongly typed with bit widths,

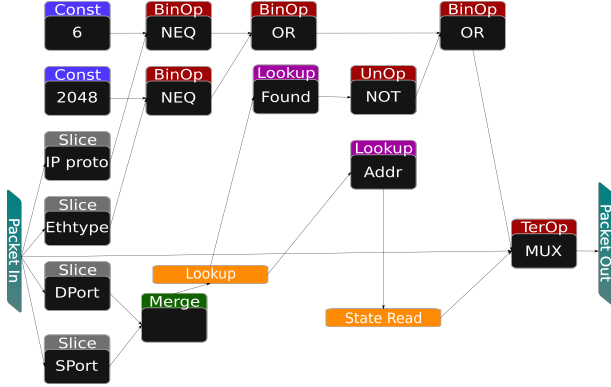


Figure 3: Simplified example Kugelblitz protocol processing program implementing IPv4/UDP destination port translation with a lookup table.

	Inputs	Outputs	Attrs.
Conversions			
Constant		value	value, width
Slice	operand	result	offset, width
Merge	a, b, ...	result	
Extend	operand	result	width, sign
Compute			
Unary	operand	result	opcode
Binary	left, right	result	opcode
Conditional	cond., t-value, f-value	result	
In / Out			
Packet In		prefix, length	prefix len
Packet Out	cmd, prefix, length		prefix len
State			
Array Read	index	value	array
Array Write	index, value		array
Table Lookup	key	index	table
Table Write	key, index hint	index	table

Table 1: Kugelblitz protocol data-flow graph node types.

conversion nodes explicitly perform operations such as slicing a subset of bits, merging multiple inputs into a concatenated output, and zero or sign extending narrower values to wider ones. *Compute nodes* perform unary or binary operations as specified by the node attribute, and implement ternary operator style conditional input selection. *Input / output nodes* represent the incoming and outgoing packet, where a specified prefix is available for processing and the rest can either be re-used unmodified in the outgoing packet or removed depending on the specified command input. Finally, *state nodes* represent accesses to arrays and lookup tables that persist across packets and enable online configuration from the control plane.

Programs access state in arrays and lookup tables as follows. Arrays are read and written by index as usual and specify the array id as a compile-time attribute. Lookup tables are read by key and return the index or an error and written by index and key and also specify the table id as an attribute. Depending on the hardware implementation the index may be ignored on writes but in either case the write node will return the index actually written to (or an error). Note that lookup tables only contain keys but no values, for a key-to-value lookup programs can pair them with an array.

In addition to the protocol processing graph, protocol processing program also comprise declarations for any arrays and lookup tables used. These declarations specify the id along with the respective dimensions, for arrays the bit width and number of elements, and for lookup tables the key width and the number of entries.

4.1.2 Pipeline Architectures

Kugelblitz represents pipeline architectures using a similar combination of a data flow graph and definitions of memory blocks. The abstraction can specify reconfigurable pipelines and fixed function pipelines without reconfigurability.

Pipeline graphs are similar to protocol program graphs in some regards, but there are significant differences. Table 2 contains an overview of all node types in pipeline architecture graphs.

First, pipeline graphs include two additional node types for specifying hardware characteristics of a reconfigurable pipeline: registers and routers. Routers enable runtime-reconfigurable routing of values between elements. Registers enable hardware pipelining by holding values until the next clock cycle. Some node types such as ALUs and memories can be specified with different latencies, providing RTL synthesis with more slack for achieving timing. Kugelblitz performs static checks on the cycle timing to ensure that all inputs at each node arrive in the same cycle.

All three types of computation operations in protocol graphs, unary, binary, and conditional, are implemented through ALU nodes in pipeline graphs.

While protocol graphs represent a specific fixed execution,

Name	Configuration	
	Design-time	Run-time
Pipeline Elements		
Register	width	
Router	inputs	inp. selection
Conversions		
Constant	width	value
Slice	input, offset, width	
Merge	inputs	
Extend	width, sign	
Compute		
ALU	width, operations, latency	op. selection
In / Out		
Packet In	prefix len, MTU	
Packet Out	prefix len, MTU	
State		
RAM access	RAM id, r/w	
CAM access	CAM id, r/w	

Table 2: Kugelblitz pipeline architecture building blocks.

pipeline graphs contains nodes that are only programmed at runtime to perform a specific operation. Table 2 also shows which node characteristics are configured at runtime. For each router element the runtime configuration selects one of its inputs to pass on as the output value. Constant node marked as runtime configurable, output the value selected by the configuration. Finally, for ALUs the runtime configuration selects one of the operations listed in the list of supported operations specified at design time.

While all three node types can be runtime configurable, if a pipeline graph only provides one option for a node, no runtime configuration is necessary or possible. Routers with only one input will always output that input value, constants fixed at design time cannot be changed, and ALUs with only one supported operation will always execute that operation. This allows developers to specify fully fixed function pipelines in Kugelblitz.

Finally, pipeline architecture specifications also contain separate definitions of the memory blocks referred to by the graphs. RAM blocks enable random access by address, and the configuration specifies width and size, along with access latencies. For content addressable memory (CAM) blocks, used for lookup tables, the configuration specifies key width, number of entries, access latency, and implementation type. Kugelblitz currently implements two CAM types, register based CAM (fast and flexible but expensive) and hash-based cam (slower but cheaper, especially for larger sizes).

4.2 RTL Generator

The Kugelblitz RTL generator takes a pipeline architecture specification as an input and outputs a hardware implementation in the form of synthesizable RTL. For this, Kugelblitz does not rely on high-level synthesis (HLS) but instead directly generates a complete RTL implementation. Conceptually, the Kugelblitz RTL generator performs a structural translation of the pipeline specification, by first instantiating an RTL implementation for each node in the pipeline graph as a separate module, before connecting up module inputs and outputs according to the graph edges.

We base the generator on the Chisel hardware description language [4], an embedded Scala DSL providing standard RTL primitives akin to Verilog or VHDL combined with Scala for meta programming. The RTL generator contains parametrized Chisel implementations for each of the node types, along with implementation of other standard RPPP building blocks such as a packet parser, deparser, packet buffer, as well as logic for runtime configuration through MMIO from the control plane. When generating RTL for a specific pipeline, we use Scala meta programming to instantiate all blocks for a pipeline with the parameters specified in the pipeline architecture specification, before connecting up the instantiated modules. After completely assembling all blocks and wiring of inputs and outputs, the generator simply passes the resulting Chisel intermediate RTL representation to the Chisel framework for elaboration and Verilog generation. The resulting Verilog can then be passed on to standard tools such as VLSI or FPGA synthesis, or simulators.

4.3 Compiler

Compiling a Kugelblitz protocol processing programs to a specific pipeline architecture requires finding an assignment of runtime configuration parameters to each node in the pipeline such that the resulting processing is equivalent to the protocol processing program, or determining that this is impossible. If there are multiple configurations achieving this, then these are all equivalent and will lead to the same performance, as packets simply have to traverse the complete pipeline. A key challenge, however, is that we require a generic approach compiling arbitrary protocol programs to arbitrary pipeline architectures. To achieve this, we encode instances of compilation as SAT problem instances.

Algorithm 1 shows our algorithm for encoding a Kugelblitz compilation instance in SAT. Conceptually the algorithm simply encodes the complete search problem of possible assignments of runtime configuration parameters that produce values matching nodes in the protocol processing program. As a result, if the SAT solver finds a satisfiable assignment, we can trivially translate this to a runtime configuration, as the literals in the assignment directly indicate which input to choose for which router, and what operation to select in

literal $OUT(h, l) \iff$ output of HW node h matches proto node l
literal $PICK(h, i) \iff$ router node h selects i -th input
literal $ALUOP(h, o) \iff$ ALU node h performs the operation o
for all $h \in \text{Nodes}(\mathcal{A}), l \in \text{Nodes}(\mathcal{P})$ **do**
 if ! $\text{staticCheck}(h, l)$ **then**
 Emit($\overline{OUT(h, l)}$) \triangleright Rule out trivially incompatible matches
 else
 if h is register **then**
 $h' \leftarrow \text{Inputs}(h)[0]$
 Emit($\overline{OUT(h, l)} \vee \overline{OUT(h', l)}$) \triangleright Value always equals input
 else if h is constant **then**
 Emit() \triangleright No additional constraints
 else if h is router **then**
 Emit($\bigvee_{i=0}^{|\text{Inputs}(h)|} PICK(h, i)$) \triangleright At least one input picked
 for $1 \leq i < |\text{Inputs}(h)|$ **do** \triangleright At most one input picked
 for $0 \leq j < i$ **do**
 Emit($\overline{PICK(h, i)} \vee \overline{PICK(h, j)}$)
 for all $\langle h', i \rangle \in \text{Enumerate}(\text{Inputs}(h))$ **do**
 Emit($\overline{OUT(h, l)} \vee \overline{PICK(h, i)} \vee \overline{OUT(h', l)}$)
 \triangleright Output equals input picked
 else if h is ALU **then**
 for $1 \leq i < |\text{ALUOps}(h)|$ **do** \triangleright At most one op picked
 for $0 \leq j < i$ **do**
 Emit($\overline{ALUOP(h, i)} \vee \overline{ALUOP(h, j)}$)
 for all $\langle l', h' \rangle \in \text{zip}(\text{Operands}(l), \text{Inputs}(h))$ **do**
 Emit($\overline{OUT(h, l)} \vee \overline{OUT(h', l')}$) \triangleright Operands match
 Emit($\overline{OUT(h, l)} \vee \overline{ALUOP(h, OP(l))}$)
 \triangleright ALU picks same op as l
 else \triangleright Other ompatible node, ensure operands match
 for all $\langle l', h' \rangle \in \text{zip}(\text{Operands}(l), \text{Inputs}(h))$ **do**
 Emit($\overline{OUT(h, l)} \vee \overline{OUT(h', l')}$)

Algorithm 1: Algorithm to encode compilation of a protocol program \mathcal{P} to a pipeline architecture \mathcal{A} as an SAT instance.

each ALU. Because all correct assignments are equivalent, it is irrelevant which one the SAT solver finds.

The `staticCheck` function in Algorithm 1, answers if a given pipeline node can potentially produce a value matching a given protocol program node. For case of registers, routers and constants it checks only if the widths match. For an ALU it also verifies that the list of supported operations includes the necessary operation.

4.3.1 Reducing encoding and solving time

The time complexity of the encoding algorithm and SAT solving increases with the number of nodes and edges. For large pipeline designs this can be prohibitive. Counter-intuitively it can take much longer to map a program onto a larger very flexible pipeline with many feasible configurations compared to a smaller much more restricted pipeline.

To address this and be able to compile for larger designs,

with many edges, we use this SAT encoding and solving as a component of an iterative randomized search strategy. The key idea is start of with pipelines that we artificially restrict before endcoding and solving, resulting in a smaller search problem. If solving this succeeds this directly results in a feasible solution for the complete pipeline, if not we incrementally try less reduced pipelines. Specifically, we use a *degree limit* hyper-parameter. When set, during the encoding phase, we will pick a random subset of the edges in the pipeline graph for every node and ignore the rest.

We then launch multiple parallel searches with different limits and retry repeatedly. As each individual encoding and solving step is fully sequential, this makes efficient use of modern multi-core systems. As soon as the any instance succeeds, we terminate all other instances as a feasible solution has been found. Note that we can only conclude that compilation is infeasible if the solver for the unrestricted instance concludes that the problem is unsatisfiable.

4.4 Fixed Pipeline Generator

The fixed pipeline generator produces a non-reconfigurable pipeline architecture specification from a protocol processing program. For this the generator first translates the state definitions, arrays to memory blocks and lookups to CAMs. Next the generator translates the nodes from the protocol program graph into equivalent nodes in the pipeline architecture abstraction, until the complete graph is translated. This translation is one-to-one on each node, many node types remain unchanged (e.g. slice, merge, constant, ...), while others require a basic translation, e.g. replacing a binary operation node with an ALU supporting only that specific instruction.

The resulting pipeline architecture only has trivial ALUs supporting one operation, no run-time constants, and no routers with multiple inputs and thus no flexibility overheads when generating hardware. These fixed pipelines can then serve as baselines in evaluation, but can of course also be used directly.

4.5 Simulation Infrastructure

Finally, to enable meaningful evaluation and comparison of different pipeline architectures, along with the effect of pipeline performance on full system performance, Kugelblitz contains an integration into the SimBricks simulation framework. Specifically, we have modified the Corundum open source FPGA NIC implementation [12] to integrate Kugelblitz RTL pipelines between the Ethernet MAC and the NIC logic. We then adapt the existing SimBricks simulator integration for Corundum to this modified version. The simulations include the complete generated pipeline RTL as well as the Corundum NIC RTL, and simulate the RTL cycle accurately in Verilator. SimBrick then integrates this component simulator into a complete system with other simulators

Kugelblitz Component	Lines
Protocol DSL	1670
Architecture DSL	1538
RTL Generator	5663
Fixed configuration generator	1471
Compiler	618

Table 3: Lines of code for individual Kugelblitz components.

covering host systems and networks. We then simulate complete Linux systems, with a modified Corundum driver for managing Kugelblitz pipeline control plane operations such as loading runtime configurations and initializing memory blocks. A simulation then comprises multiple hosts running Linux and unmodified applications, potentially mixing hosts with and without Kugelblitz-NICs.

5 Evaluation

We implemented the complete Kugelblitz design in Scala, and Table 3 lists lines of code (excluding comments and blank lines) for all components. For the compiler we use minisat 2.2 as the SAT solver, and for VLSI synthesis we use the Synopsys design compiler version R-2020.09-SP2 with the FreePDK 45 nm technology libraries. We perform our evaluation on machines with two 22-core Intel Xeon Gold 6152 processors at 2.10 GHz with 187 GB of memory and hyper-threading disabled.

5.1 Overview of pipeline architectures and protocol programs

Table 4 shows an overview of the pipeline architectures we are using in our evaluation. The "Flex $m \times n$ " architectures represent pipelines with m stages of n ALUs each. The characteristics listed for the fixed pipeline also give an understanding of the characteristics of the protocol processing programs they were generated from. Below follows a description of three of the programs.

NAT. Extracts source and destination ports from every TCP packet. For inbound connections: if the ports match an entry in the lookup table, then the state is accessed and the source port translated accordingly. For outbound packets, the opposite is true: the destination port is modified. The state entries contain a field with a correction value, it must be added to the checksum of the modified packet.

Firewall. For every TCP packet, if the source and destination ports match an entry in the lookup table, the packet is rejected. The protocol crafts and sends out a TCP reset packet

to abort the connection. The packet is built dynamically and the checksum is computed ad hoc.

Memcached. A hardware cache for Memcached UDP requests. For every incoming udp packet, if it is a Memcached *get* request, a direct lookup table is searched. If requested key is found, then the system intercepts the request and answers it with the value from the state memory, otherwise the request proceeds to the host. The outbound side inspects every outgoing packet and the information from the *get* responses is written in the state memory and the lookup table.

5.2 Realistic Hardware Generator Output

We start off our evaluation by validating that the Kugelblitz hardware RTL generator outputs realistic RTL on par with other hand-implemented designs. For this, we replicate an existing pipeline architecture in Kugelblitz and synthesize the RTL in the Synopsys design compiler to obtain timing and area results. There are very few complete open source implementations of packet processing pipeline architectures available, Menshen [29] is one of those. While the source code includes the full RTL, we were not able to reproduce the Synthesis results directly as the repo is missing synthesis scripts for generating memory blocks etc. Instead, we use the source for complete architectural details of their RMT baseline and replicate these in Kugelblitz, including number of ALUs, list supported instructions, and pipeline structure.

The pipeline architecture description in our DSL comprises 85 lines of code.

After generating RTL with the Kugelblitz generator, we perform VLSI synthesis with the same FreePDK 45 nm design library used in the Menshen paper. The paper reports meeting timing at 1 GHz with an area of 9.7 mm^2 , although we are missing some detail on buffer sizes that affect chip area. The Kugelblitz generated RTL also meets timing at 1 GHz, and results in an area of 2.7 mm^2 . We attribute the difference in area to differences in some unknown parameters such as the packet buffer size, as memory accounts for a significant fraction of the area. Overall, we conclude that Kugelblitz-generated RTL offers realistic timing and area competitive with hand-implemented pipelines.

5.3 Scalability

Next, we evaluate Kugelblitz’s ability to scale to large pipelines.

Hardware generator. We start with hardware generation and measure time spent in the frontend generating our internal pipeline abstraction from the DSL input, generating RTL, and time spent running the external Synopsys design compiler for synthesis. Table 5 reports the times for three different pipeline architectures ranging from a total of 5 ALUs

Name	ALUs	Consts.	Regs.	Slice	Routers	Edges	Chip Area [mm ²]	LoC
Flex 10 x 30	641	25	1569	650	3734	64443	8.46	85
Flex 3 x 100	304	25	1904	687	3272	56120	3.79	85
Flex 3 x 100 (mul)	304	25	1904	687	3272	56120	8.41	85
Flex 30 x 30	1921	25	3549	990	8934	196363	15.12	85
Flex 30 x 100	3031	25	5981	1146	13262	699152	51.33	85
Flex Menshen (ours)	105	9	708	278	1209	4673	2.71	85
Fixed NAT	5	3	59	19	99	99	2.64	56
Fixed Firewall	15	10	184	69	317	317	2.55	111
Fixed Memcached Rx	11	12	54	57	166	166		44
Fixed Memcached Tx	7	5	34	8	65	65		13

Table 4: Overview of Kugelblitz pipeline architectures and their characteristics. The fixed architectures are automatically generated from protocol processing programs. The last column lists the lines of code to implement the pipeline architecture (or the protocol program for fixed pipelines).

Pipeline Architecture	DSL	RTL	Synthesis
Fixed NAT (5 ALUs)	00:08	00:35	00:08:50
Flex 10 × 30	00:08	04:50	03:40:08
Flex 30 × 100	00:10	14:12	136:27:02

Table 5: Time spent in different hardware generation phases.

Architecture	Max Iteration	Total	Restarts
Flex 10 × 100	03:18	03:18	1
Flex 20 × 100	08:18	54:18	8
Flex 30 × 100	17:54	48:36	4

Table 6: NAT compilation times across pipeline architectures.

and 99 edges for the fixed NAT pipeline, up to a total of 3031 ALUs and 699 k edges. Time spent in the frontend remains negligible and is dominated by starting the Scala JVM. Hardware RTL generation increases from 35 s to 14 mins but all in all still remains orders of magnitude below the synthesis time out of our control.

Compiler. Next we measure compilation time as we increase the size of the target pipeline architecture. We use the NAT protocol processing program as the input. Table 6 shows compilation times for larger 10 to 30 stage pipelines with 100 ALUs per stage. As expected, compilation times exhibit stochastic variability due to random sampling of edges, and multiple restarts are required for larger pipelines. However, even for the largest pipeline with a total of 300 ALUs and 699 k edges, compilation time remains under an hour, and is much shorter the small pipeline.

5.4 Case-Study: Extending RMT with Mul.

Next we use a first case study to demonstrate how Kugelblitz simplifies exploring new pipeline architecture designs. We use RMT [7] as a case study. RMT and similar switches typically do not support multiplication, purportedly due to area and timing overhead. The goal of this case study is to quantify these overheads.

We start by implementing a pipeline architecture based on the RMT architecture (Flex 3 × 100). In our pipeline architecture DSL this amounts to 83 lines of code. To reduce synthesis time we limit the pipeline to 3 stages. We then extend all ALUs with support for multiplication, requiring a change to one line of code in our DSL. Unsurprisingly, during synthesis we find that while our original 3-stage RMT pipeline misses timing, the version with multiplication fails timing with significant negative slack (meeting timing at 300 MHz instead of 1 GHz). Area increased from 3.79 mm² to 5.34 mm².

To address the timing issue, we increase the ALU latency from 1 to 3 cycles, allowing the Kugelblitz and the synthesis to use a pipelined ALU at the cost of increased overall latency pipeline latency of 2 additional cycles per stage. Implementing this change again requires changing one line in our DSL. Now the design again meets timing at 1 GHz with a further moderate area increase to 8.41 mm².

This shows that Kugelblitz makes it easy for the designer to explore design parameters and quickly obtain results. Based on these results we would expect a designer to explore further, e.g. by only adding multiplication to some ALUs, and by experimenting with pipeline architectures that include ALUs with different latencies where results become available at different pipeline stages. Kugelblitz supports such exploration with similar low effort and rapid feedback.

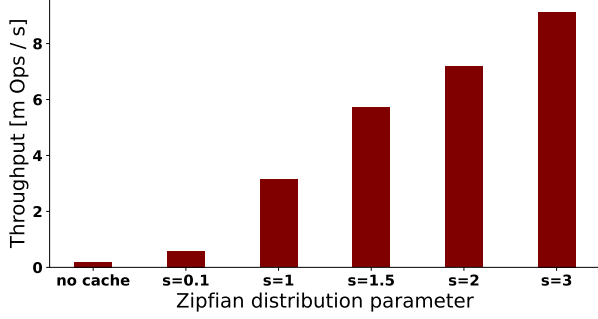


Figure 4: Key-value system throughput with different key popularity skew.

5.5 Case-Study: Key-Value Store Cache

In our second case study we demonstrate how Kugelblitz supports evaluation of full system performance. For this we take inspiration from NICA [11] and implement a hardware cache pipeline for the Memcached key-value store. This cache pipeline is deployed on the NIC in the server running unmodified memcached and interposes on all network traffic. We implement a key-value cache that can directly serve GET requests from the NIC if the key is in the cache.

We implement this caching functionality as a Kugelblitz packet processing program in 74 lines of our DSL. For testing of the impact of such a cache, we generate a fixed pipeline architecture for this protocol, and generate RTL. We then load this RTL into the Kugelblitz simulation tool chain as part of a simulated Corundum [12] NIC plugged into a host running Linux and unmodified memcached simulated in QEMU. The simulation requires no additional developer implementation.

As a first step, we measure full end-to-end latency by adding a second simulated host to run a memcached benchmark client, first preloading a set of 65536 keys on the server, before running a read-only workload with a zipf-skewed key distribution. We then compare these latency measurements to a second simulation configuration without the caching pipeline in the NIC. We find that the cache decreases the median client request latency from $58\mu s$ to $15\mu s$.

Next, we measure the request throughput and latency under load that the server achieves for different levels of skew. While SimBricks simulations scale to simulate many hosts, this is also resource intensive. To be able to saturate the server even for workloads with high cache hit rates, we instead leverage SimBrick’s modularity [21] and implement simple packet generator that we connect to our SimBricks simulation. SimBricks simulation support such asymmetric setups mixing detailed host and RTL simulators with protocol-level network simulators. We configure the simulation to synchronize all simulator clocks, and as a result can measure meaningful performance results.

§5.5 shows the measured throughput achieved by the server under different levels of key popularity skew. In the

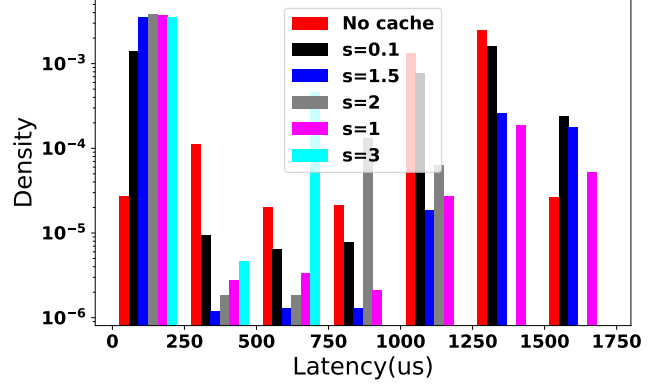


Figure 5: Key-value system latency histogram with different key popularity skew.

baseline without the cache pipeline in the NIC, the server achieves a throughput of 180 kOp/s, while with the cache and highly skewed workload, the same server (with unmodified memcached) achieves 8.3 mOp/s. Similarly, Figure 5.5 shows the measured request latency for different skew. With the cache and high skew, as expected the latency under load is significantly lower with the vast majority of requests completing with latencies under $100\mu s$, while without the cache latencies above 1 ms are the common case.

This demonstrates how Kugelblitz enables quick and early full system performance evaluation to help guide system design. A next step for the designer could now be to start exploring different reconfigurable pipelines capable of running the key-value cache program, potentially also evaluating cost-benefit of different memory sizes for the cache, guided by the effect on system performance.

6 Looking Forward

Decoupling protocols further from architectures.

Our current compilation strategy does not find implementations of protocols on pipelines that are semantically equivalent but differ structurally. An example are associative arithmetic operation, if a protocol program specifies $(a + b) + c$ then our current compilation strategy cannot implement this if only $a + (b + c)$ can be realized on the pipeline. We expect that these and other instances can be addressed by extending our SAT encoding algorithm with a set of additional rules for such cases in future work.

P4 language frontend. The P4 programming language [6] has found broad adoption for specifying switch packet processing programs. For our purposes we decided early that the semantic gap for compiling P4 directly with Kugelblitz is too large. Additionally, while P4’s focus on match-action programming is useful for switches many end-host protocols are heavy on processing and only include

few lookups; we found writing such programs in P4 overly cumbersome. As future work we plan, however, to build compiler frontend that converts P4 programs to the Kugelblitz protocol program abstraction.

7 Related Work

Design-space exploration for hardware acceleration. VTA [24] automatically explores design parameters for programmable tensor operation accelerators. VTA is integrated into the TVM [9] toolchain for automatically compiling machine learning models to the generated accelerator architectures. VTA includes an RTL generator targeting FPGAs, and test infrastructure for automatically benchmarking different architectures for a specific TVM programs on the FPGA, and use these measurements to optimize design parameters. The design parameters are limited to few knobs, including matrix multiply unit size and sizes of various buffers.

CGRA-ME [10] is a framework for exploring coarse-grained reconfigurable array (CGRA) designs. CGRA-ME has abstractions for specifying programs and CGRA architectures, along with an RTL generator for synthesis or simulation in RTL simulators, and a compiler for compiling programs to specific architectures. Due to the high connectivity of typical CGRAs and regular architectures, CGRA-ME uses a different compilation strategy: first placing program elements on architecture units and in a second step establishing connections. Recent work has started to investigate less regular CGRAs [5], although the more densely connected array structure still enables simpler multi-phase compilation.

Kugelblitz uses a similar approach, with key differences. We target arbitrary pipeline architectures which are significantly more constrained, requiring a flexible and scalable search strategy. Kugelblitz enables comparing overall system performance of network systems, where different hardware offload capabilities affect results, requiring full system simulation.

Compilers for reconfigurable pipelines. Prior work has investigated automatically compiling packet processing programs to reconfigurable pipelines in programmable switches [13, 18]. While some lessons apply, such as the benefit of leveraging solvers, a key difference is that prior work typically focuses on an individual [18] or a handful of apriori chosen [13] pipeline architectures. Additionally, Kugelblitz pipelines can be arbitrarily heterogenous or irregular, unlike the regular architectures targeted by prior work that typically use the exact same architecture for each stage, and mostly use one or a few ALU configurations through the whole pipeline. Kugelblitz can rely on no such assumptions.

P4 FPGA design generators. P4FPGA [28] is a framework for developing FPGA data planes in the P4 language.

In essence, P4FPGA translates P4 programs into RTL in a compiler leveraging Bluespec System Verilog [25], a Haskell-based DSL for RTL design akin to Chisel. Xilinx Vitis Networking P4 [3] is a commercial implementation of a P4 to FPGA compiler. Both approaches in effect generate fixed-function hardware pipelines implementing a specific protocol processing program. While Kugelblitz can achieve the same by combining the fixed pipeline generator with the hardware RTL generator, our focus is on reconfigurable pipelines.

8 Conclusions

We have presented Kugelblitz, a framework for streamlining design exploration, implementation, and evaluation of fixed and reconfigurable packet processing pipeline architectures. By combining domain specific abstractions for representing protocol processing logic and pipeline architectures with an automated compiler, hardware generator, and full system simulation toolchain, Kugelblitz drastically simplifies the complete process from design to evaluation. We expect that our approach generalizes to other architectures and domains to streamline design of programmable accelerators.

Acknowledgments

We thank Mehrshad Lotfi for his contributions to an early Kugelblitz prototype implementation.

References

- [1] Artem Ageev, Mehrshad Lotfi Foroushani, and Antoine Kaufmann. Exploring domain-specific architectures for network protocol processing. In *2021 Cloud@MICRO Workshop*, 2021.
- [2] Anurag Agrawal and Changhoon Kim. Tofino2 — a 12.9 Tbps programmable Ethernet switch. *Presented at HotChips’2020*. https://hc32.hotchips.org/assets/program/conference/day2/HotChips2020_Networking_Tofino.pdf, 2020.
- [3] AMD Xilinx. Vitis networking P4. <https://www.xilinx.com/products/intellectual-property/ef-di-vitisnetp4.html>, 2023. Retrieved May 4, 2023.
- [4] Jonathan Bachrach, Huy Vo, Brian Richards, Yun-sup Lee, Andrew Waterman, Rimas Avižienis, John Wawrzyniek, and Krste Asanović. Chisel: constructing hardware in a Scala embedded language. In *49th Annual Design Automation Conference, DAC*, 2012.

- [5] Thilini Kaushalya Bandara, Dhananjaya Wijerathne, Tulika Mitra, and Li-Shiuan Peh. REVAMP: A systematic framework for heterogeneous CGRA realization. In *27th International Conference on Architectural Support for Programming Languages and Operating Systems, ASPLOS*, 2022.
- [6] Pat Bosshart, Dan Daly, Glen Gibb, Martin Izzard, Nick McKeown, Jennifer Rexford, Cole Schlesinger, Dan Talayco, Amin Vahdat, George Varghese, and David Walker. P4: Programming protocol-independent packet processors. *SIGCOMM Computer Communication Review*, 44(3):87–95, July 2014.
- [7] Pat Bosshart, Glen Gibb, Hun-Seok Kim, George Varghese, Nick McKeown, Martin Izzard, Fernando Mujica, and Mark Horowitz. Forwarding metamorphosis: Fast programmable match-action processing in hardware for SDN. In *2013 ACM SIGCOMM Conference on Data Communication*, SIGCOMM, 2013.
- [8] Cavium Corporation. XPliant Ethernet Switch Product Family. <http://www.cavium.com/XPliant-Ethernet-Switch-Product-Family.html>.
- [9] Tianqi Chen, Thierry Moreau, Ziheng Jiang, Lianmin Zheng, Eddie Yan, Meghan Cowan, Haichen Shen, Leyuan Wang, Yuwei Hu, Luis Ceze, Carlos Guestrin, and Arvind Krishnamurthy. TVM: An automated end-to-end optimizing compiler for deep learning. In *13th USENIX Symposium on Operating Systems Design and Implementation*, OSDI, 2018.
- [10] S Alexander Chin, Noriaki Sakamoto, Allan Rui, Jim Zhao, Jin Hee Kim, Yuko Hara-Azumi, and Jason Anderson. CGRA-ME: A unified framework for CGRA modelling and exploration. In *28th IEEE International Conference on Application-specific Systems, Architectures and Processors*, ASAP, 2017.
- [11] Haggai Eran, Lior Zeno, Maroun Tork, Gabi Malka, and Mark Silberstein. NICA: An infrastructure for inline acceleration of network applications. In *2019 USENIX Annual Technical Conference*, ATC, 2019.
- [12] Alex Forencich, Alex C. Snoeren, George Porter, and George Papen. Corundum: An open-source 100-Gbps NIC. In *28th IEEE Annual International Symposium on Field-Programmable Custom Computing Machines*, FCCM, 2020.
- [13] Xiangyu Gao, Divya Raghunathan, Ruijie Fang, Tao Wang, Xiaotong Zhu, Anirudh Sivaraman, Srinivas Narayana, and Aarti Gupta. CaT: A solver-aided compiler for packet-processing pipelines. In *28th International Conference on Architectural Support for Programming Languages and Operating Systems*, ASPLOS, 2023.
- [14] Glen Gibb, George Varghese, Mark Horowitz, and Nick McKeown. Design principles for packet parsers. In *9th ACM/IEEE Symposium on Architectures for Networking and Communications Systems*, ANCS, 2013.
- [15] Intel Corporation. Intel Ethernet controller E810. https://cdrdv2-public.intel.com/613875/613875_E810_Datasheet_Rev2.5.pdf, 2022. Revision 2.5. Retrieved May 4, 2023.
- [16] Intel Corporation. Intel Ethernet switch FM5000/FM6000. <https://www.intel.com/content/dam/www/public/us/en/documents/datasheets/ethernet-switch-fm5000-fm6000-datasheet.pdf>, 2022. Revision 2.5. Retrieved May 4, 2023.
- [17] Intel Corporation. Intel Tofino series programmable switch ASIC. <https://www.intel.com/content/www/us/en/products/network-io/programmable-ethernet-switch/tofino-series.html>, 2022. Retrieved Feb 2, 2022.
- [18] Lavanya Jose, Lisa Yan, George Varghese, and Nick McKeown. Compiling packet programs to reconfigurable switches. In *12th USENIX Symposium on Networked Systems Design and Implementation*, NSDI, 2015.
- [19] Antoine Kaufmann, Simon Peter, Naveen Kr. Sharma, Thomas Anderson, and Arvind Krishnamurthy. High performance packet processing with FlexNIC. In *21st International Conference on Architectural Support for Programming Languages and Operating Systems*, ASPLOS, 2016.
- [20] Changhoon Kim, Anirudh Sivaraman, Naga Katta, Antonin Bas, Advait Dixit, and Lawrence J Wobker. In-band network telemetry via programmable dataplanes. *Demo at SIGCOMM’2015*. <https://nkatta.github.io/papers/int-demo.pdf>, 2015.
- [21] Hejing Li, Jialin Li, and Antoine Kaufmann. SimBricks: End-to-end network system evaluation with modular simulation. In *2022 ACM SIGCOMM Conference on Data Communication*, SIGCOMM, 2022.
- [22] Jiaxin Lin, Kiran Patel, Brent E. Stephens, Anirudh Sivaraman, and Aditya Akella. PANIC: A high-performance programmable NIC for multi-tenant networks. In *14th USENIX Symposium on Operating Systems Design and Implementation*, OSDI, 2020.
- [23] Francis Matus. Pensando distributed services architecture. Presented at HotChips’2020. https://hc32.hotchips.org/assets/program/conference/day2/HotChips2020_Networking_Pensando_v3.pdf, 2020.

- [24] Thierry Moreau, Tianqi Chen, Luis Vega, Jared Roesch, Eddie Yan, Lianmin Zheng, Josh Fromm, Ziheng Jiang, Luis Ceze, Carlos Guestrin, and Arvind Krishnamurthy. A hardware–software blueprint for flexible deep learning specialization. *IEEE Micro*, 39(5):8–16, September 2019.
- [25] Rishiyur S. Nikhil. Bluespec System Verilog: Efficient, correct RTL from high level specifications. In *2nd ACM/IEEE International Conference on Formal Methods and Models for Co-Design, MEMOCODE*, 2004.
- [26] Naveen Kr. Sharma, Antoine Kaufmann, Thomas Anderson, Arvind Krishnamurthy, Jacob Nelson, and Simon Peter. Evaluating the power of flexible packet processing for network resource allocation. In *14th USENIX Symposium on Networked Systems Design and Implementation*, NSDI, 2017.
- [27] Anirudh Sivaraman, Alvin Cheung, Mihai Budiu, Changhoon Kim, Mohammad Alizadeh, Hari Balakrishnan, George Varghese, Nick McKeown, and Steve Licking. Packet transactions: High-level programming for line-rate switches. In *2016 ACM SIGCOMM Conference on Data Communication*, SIGCOMM, 2016.
- [28] Han Wang, Robert Soulé, Huynh Tu Dang, Ki Suh Lee, Vishal Shrivastav, Nate Foster, and Hakim Weatherspoon. P4FPGA: A rapid prototyping framework for P4. In *2017 ACM Symposium on SDN Research, SOSR*, 2017.
- [29] Tao Wang, Xiangrui Yang, Gianni Antichi, Anirudh Sivaraman, and Aurojit Panda. Isolation mechanisms for high-speed packet-processing pipelines. In *19th USENIX Symposium on Networked Systems Design and Implementation*, NSDI, 2019.