

Bayesian inference for misspecified generative models

David J. Nott,¹ Christopher Drovandi,^{2,3} and David T. Frazier⁴

May 16, 2023

Abstract

Bayesian inference is a powerful tool for combining information in complex settings, a task of increasing importance in modern applications. However, Bayesian inference with a flawed model can produce unreliable conclusions. This review discusses approaches to performing Bayesian inference when the model is misspecified, where by misspecified we mean that the analyst is unwilling to act as if the model is correct. Much has been written about this topic, and in most cases we do not believe that a conventional Bayesian analysis is meaningful when there is serious model misspecification. Nevertheless, in some cases it is possible to use a well-specified model to give meaning to a Bayesian analysis of a misspecified model and we will focus on such cases. Three main classes of methods are discussed - restricted likelihood methods, which use a model based on a non-sufficient summary of the original data; modular inference methods which use a model constructed from coupled submodels and some of the submodels are correctly specified; and the use of a reference model to construct a projected posterior or predictive distribution for a simplified model considered to be useful for prediction or interpretation.

Keywords. Bayesian modular inference, Bayesian model criticism, cutting feedback, likelihood-free inference, restricted likelihood.

1 Introduction

The advantages of Bayesian inference are well known for problems that involve combining information. Expressing uncertainty probabilistically and building hierarchies to “borrow strength” across related problems is an attractive strategy in many complex statistical applications. However, a conventional Bayesian analysis may lose its meaning when the model is misspecified; see Walker (2013) and the accompanying discussion for a broad overview of the issues.

In this review, we discuss how a meaningful Bayesian analysis can be given for a misspecified model in some cases. First we must clarify what we mean by misspecification. It is convenient to call a statistical model correctly specified if we are happy to act as if it is correct. Kass & Wasserman (1996) explained a similar point of view using the analogy of a clock that keeps good though not perfect time; it is convenient to say that the clock is correct if any inaccuracy does not matter for the things we use it for. The qualification

“for what we use it for” is often implicit. In a similar spirit, O’Hagan & Forster (2004, Chapter 8) talk about a Bayesian model specification being “good enough” after exploring sensitivity of Bayesian inferences using the tools of Bayesian model criticism. Similar sentiments have been expressed by many other authors. Throughout the rest of this review, a correctly specified model means one that is correct in the above sense - it need not perfectly represent the information available. In contrast, a misspecified model is one for which we are not happy to act as if it is correct, and in such cases we would not be satisfied with a conventional Bayesian analysis using the postulated model.

Throughout this review we consider generative probabilistic models of the type used in most Bayesian analyses. This restriction makes the scope of our review manageable, but means some interesting topics are left out. In particular, we do not say much about Bayesian methods involving Gibbs posteriors (e.g. Zhang, 2006a,b, Jiang & Tanner, 2008), PAC-Bayes methods (Shawe-Taylor & Williamson, 1997, Catoni, 2007, Alquier, 2021), coherent Bayesian updating via loss functions (Bissiri et al., 2016, Jewson & Rossell, 2022), or Bayes linear methods (Goldstein & Wooff, 2007), among other worthy ideas related to our subject. We also do not directly discuss the important topic of Bayesian model criticism. If a model is misspecified, it is natural to use diagnostic methods to understand and improve the model until we judge it to be adequate for some chosen task. Useful overviews of Bayesian model criticism are given by Gelman et al. (1996), Bayarri & Berger (2000) and Evans (2015). The existing work deals not only with checking the specification of the likelihood, but also with detecting conflicting information in different parts of the model (Presanis et al., 2013) such as between likelihood and prior (Evans & Moshonov, 2006). Some of the modified Bayesian analyses we discuss here can play a role in Bayesian model criticism. Here we assume that a decision has been made to work with a misspecified model for reasons of practicality. For example, a more realistic model might require information that is difficult or expensive to obtain or might be too complex to interpret easily.

Can a modified Bayesian analysis of a misspecified model be meaningful? The answer to this question might be no in many cases, but sometimes more can be said. We focus on cases where there is a well-specified model related to the misspecified one, which can be used to give meaning to a modified Bayesian analysis for the misspecified model. We focus on three topics - restricted likelihood methods, which reduce the full data to a summary statistic and model the summary; Bayesian modular inference methods which use a model built from coupled submodels in which some of the submodels are correctly specified; and the use of a correctly specified reference model for constructing projected posterior or predictive distributions for a simplified model which may be more useful for some purposes. The idea of using a well-specified model to give meaning to a Bayesian analysis of a misspecified model is related to the “ \mathcal{M} -completed” view of Bayesian model comparison (Bernardo & Smith, 2009, Section 6.1). However, we will mostly not discuss model comparison, except in relation to projection methods in Section 4.

The rest of the paper is structured as follows. Section 2 describes the restricted likelihood approach to dealing with misspecification, the computational and statistical challenges of the approach, and connections with likelihood-free inference methods. Section 3 then considers modular Bayesian inference, with a particular emphasis on so-called cutting feedback methods. Section 4 discusses using a correctly specified reference model to derive

a projected posterior or predictive distribution for a simplified model. Section 5 discusses future challenges in the areas we have considered.

2 Restricted likelihood methods

The first topic of our review is the restricted likelihood approach to robust Bayesian inference. The recent paper by Lewis et al. (2021) and its discussion gives a comprehensive summary of the method and related literature. The main idea is to reduce the available data to an insufficient summary statistic which discards information that cannot be matched under the assumed model. If the summary statistic is carefully chosen, a misspecified model for the full data can induce a model which is an acceptable approximation to the data generating process for the summary statistic. Connecting with the theme of this review, the summary statistic model can be regarded as correct, and this can be used to give a meaningful Bayesian analysis related to the original misspecified model for the full data. Challenges of the approach are the choice of summary statistics, the differing meaning of the parameter in the full and summary statistic models when there is misspecification, and the difficulty of computation when the summary statistic likelihood is not computationally tractable. Restricted likelihood is related to other approaches to robust Bayesian inference which involve discarding information, such as data coarsening (Miller & Dunson, 2019), power likelihood (e.g. Grünwald, 2012, Grünwald & van Ommen, 2017), minimally informative likelihood (Yuan & Clarke, 1999) and Bayesian data selection (Weinstein & Miller, 2023), although these connections will not be discussed further here.

We discuss robust Bayesian estimation of regression models, similar to Lewis et al. (2021). Lewis et al. (2021) focus specifically on linear regression, and in the discussion of their paper Drovandi et al. (2021) explore likelihood-free inference methods as an alternative approach to computation. These methods are applicable whenever data can be simulated from the model, even if likelihood computation is infeasible. Drovandi et al. (2021) found that the use of likelihood-free methods produced similar results to those of Lewis et al. (2021), albeit with higher computational costs. However, unlike the approach of Lewis et al. (2021), likelihood-free methods are not restricted to linear models and have the potential to generalize to more complex regression problems.

As a simple motivating example beyond the linear regression setting, we consider a generalised linear model (GLM) for the damaged carrots dataset from Phelps (1982), where the response variable is the number of carrots showing insect damage in a soil experiment. The experiment considered eight dose levels of insecticide and three blocks. Let y_i be the number of affected carrots out of n_i carrots for the i th observation. It is assumed that $y_i \sim \text{Binomial}(n_i, p_i)$ where

$$\text{logit}(p_i) = \beta_0 + \beta_1 \cdot \log(\text{dose}_i) + \beta_2 \cdot \text{block2}_i + \beta_3 \cdot \text{block3}_i,$$

where block2_i and block3_i are binary variables indicating whether the i th observation is from block2 or block3, respectively. The intercept β_0 is the mean response for an observation in the first block with zero log dose. The analysis in Cantoni (2004) indicates that the 14th observation is an extreme outlier with respect to the assumed model, and thus robust

techniques are of potential interest for this dataset. Later we will implement likelihood-free inference approaches to restricted likelihood for this example.

2.1 The restricted likelihood approach

Suppose that θ is a parameter in a parametric model for data y . The density of y given θ is denoted $f(y | \theta)$, and the density of a data summary $S(y)$ will be denoted $f(S(y) | \theta)$. We consider Bayesian inference with prior density $\pi(\theta)$. Bayesian restricted likelihood (BRL) proceeds by targeting the posterior conditioned on $S(y)$, as opposed to the full dataset y :

$$\pi(\theta | S(y)) \propto f(S(y) | \theta)\pi(\theta). \quad (1)$$

The motivation for BRL is to discard features of y that cannot be matched under the assumed model and are not relevant to the analysis. The full likelihood can be decomposed as

$$f(y | \theta) = f(S(y) | \theta)f(y | \theta, S(y)),$$

where $f(y | \theta, S(y))$ is the conditional density of y given $\theta, S(y)$. There is a loss of information in replacing $f(y | \theta)$ with $f(S(y) | \theta)$ for Bayesian inference when $S(y)$ is not sufficient. However, in the setting of model misspecification, it may be desirable to discard information in the data that we know the model cannot replicate. One example given in Lewis et al. (2021) is that of deliberate censoring to limit the influence of small or large observations on an analysis. Considering a summary statistic $S(y)$ of the same dimension as y and writing $S(y_i)$ for the i th element of $S(y)$, the censoring approach sets $S(y_i) = t_1$ if $y_i < t_1$, $S(y_i) = t_2$ if $y_i > t_2$ and $S(y_i) = y_i$ otherwise. Lewis et al. (2021) provide a literature review on different types of conditioning statistics considered in various scenarios, such as the use of rank and robust statistics. The authors also state some theoretical results suggesting that the posterior conditioned on $S(y)$ can resemble the asymptotic distribution of the conditioning statistic, under certain conditions.

Lewis et al. (2021) focus on robust Bayesian estimation of linear models:

$$y_i = z_i^\top \beta + \epsilon_i, \quad \text{for } i = 1, \dots, n,$$

where $z_i \in \mathbb{R}^p$ is the vector of covariates for the i th observation, $\beta \in \mathbb{R}^p$ is the vector of regression coefficients and ϵ_i is the i th residual, assumed to have mean 0 and scale σ . The model parameter $\theta = (\beta^\top, \sigma^2)$ is allocated a prior distribution $\pi(\theta)$. Lewis et al. (2021) consider summary statistics that are estimates of the model parameters obtained when fitting the regression model using a robust frequentist estimation technique (e.g. Huber & Ronchetti, 2009), such as least median squares, least trimmed squares and M-estimators based on, for example, Huber's (Huber, 1964) or Tukey's (Beaton & Tukey, 1974) loss.

Although BRL addresses the robustness issue, it introduces a computational challenge. Even when the likelihood function $f(y | \theta)$ is feasible to evaluate, the summary statistic likelihood $f(S(y) | \theta)$ can be intractable. The approach of Lewis et al. (2021) considers an augmented MCMC algorithm in which a data replicate denoted x is considered. We do not give an introduction to MCMC methods here, but if a Gibbs sampling algorithm were

feasible one could iteratively sample from the full conditionals $\pi(\theta \mid x, S(x) = S(y)) = \pi(\theta \mid x)$ and $f(x \mid \theta, S(x) = S(y))$. More generally, the Gibbs steps can be replaced by Metropolis-Hastings updates. For $\pi(\theta \mid x)$, the posterior if data x was observed, standard approaches can be used to design a valid Metropolis-Hastings update. Designing the update for $f(x \mid \theta, S(x) = S(y))$ requires more ingenuity. First, define the space of potential datasets that have a summary statistic matching the observed one, $\mathcal{A} = \{x \in \mathbb{R}^n \mid S(x) = S(y)\}$. Define the proposal density for $x \in \mathcal{A}$ as $q(x \mid \theta)$. The Metropolis-Hastings ratio for the proposal, $x^* \sim q(\cdot \mid \theta)$, is given by

$$R = \frac{f(x^* \mid \theta)q(x \mid \theta)}{f(x \mid \theta)q(x^* \mid \theta)}.$$

Theorem 3.1 of Lewis et al. (2021) considers a particular form of the summary statistic and shows that any dataset $z \in \mathbb{R}^n$ with statistic $S(z)$ can be transformed into a dataset x with statistic $S(y)$ by

$$x = \frac{s(X, y)}{s(X, z)}z + X \left(b(X, y) - b \left(X, \frac{s(X, y)}{s(X, z)}z \right) \right),$$

where X is the design matrix, $b(X, \cdot)$ is a vector of summary statistics related to the regression coefficients and $s(X, \cdot)$ is the summary statistic related to the scale parameter. The initial dataset z is drawn from a known distribution, so that the proposal density for x can be obtained by standard application of the result for transformation of random variables.

2.2 Connections with likelihood-free methods

Although Lewis et al. (2021) provide an elegant solution for avoiding evaluation of the summary statistic likelihood in the linear model setting, such an approach may not be feasible in more complicated settings, such as in generalised linear models. In the rejoinder of their discussion paper, Lewis et al. (2021) note that “... straightforward use of our techniques will break down for models with enough complexity.”

Fortunately, there are several so-called likelihood-free, or simulation-based, Bayesian inference methods (see Sisson et al. (2018) and Cranmer et al. (2020) for reviews) that have been developed in the literature for estimating likelihoods of summary statistics based on model simulations. Such methods are useful when estimating the parameters of complex stochastic processes, which are feasible to simulate but for which the corresponding likelihood function is too computationally expensive to evaluate. Therefore, there is potential to harness likelihood-free methods for BRL beyond the linear model setting.

An earlier BRL approach in Lewis (2012, chap. 4) is reminiscent of approximate Bayesian computation (ABC), a popular likelihood-free method. For a given value of θ , simulate m independent datasets, each of size n . Write x_i for the i th simulated dataset, and $S(x_i)$ for the corresponding summary statistic. ABC estimates the summary statistic likelihood by

$$f_\epsilon(S(y) \mid \theta) = \frac{1}{m} \sum_{i=1}^m K_\epsilon(\rho\{S(y), S(x_i)\}), \quad (2)$$

where $\rho\{S(y), S(x)\}$ measures the discrepancy between observed and simulated summaries and $K_\epsilon(\cdot)$, $\epsilon > 0$, is a kernel that allocates higher weight to smaller ρ . The kernel bandwidth ϵ is often referred to as the tolerance in the ABC literature. $f_\epsilon(S(y) \mid \theta)$ is effectively a kernel density estimate of the summary statistic likelihood. Lewis (2012, chap. 4) consider a more general kernel density estimate with a matrix bandwidth, however this is not often considered in ABC.

Given the likelihood estimator in (2), approximate simulation from the target in (1), often referred to as the partial posterior in the likelihood-free context, can proceed by using an importance sampling or Markov chain Monte Carlo based algorithm (see Sisson & Fan (2018) for a review). The non-parametric ABC likelihood estimator in (2) can be computationally inefficient, particularly when the summary statistic is high-dimensional. An alternative approach is Bayesian synthetic likelihood (BSL, Wood (2010), Price et al. (2018), Frazier et al. (2022)) which employs a parametric Gaussian approximation instead,

$$f_A(S(y) \mid \theta) = \mathcal{N}(S(y); \mu_m(\theta), \Sigma_m(\theta)),$$

where μ_m and Σ_m are calculated from the m model simulations using sample moments

$$\begin{aligned}\mu_m(\theta) &= \frac{1}{m} \sum_{i=1}^m S(x_i), \\ \Sigma_m(\theta) &= \frac{1}{m} \sum_{i=1}^m (S(x_i) - \mu_m(\theta)) (S(x_i) - \mu_m(\theta))^\top.\end{aligned}$$

The parametric restriction leads to computations scaling better with summary statistic dimension (Frazier et al., 2022), at the expense of the strong Gaussian assumption. BSL may be an attractive option for general BRL problems, since popular robust estimators such as M-estimators are asymptotically normal under mild conditions (Van der Vaart, 2000). If there is concern about assuming normality with small samples, then the semi-parametric extension of An et al. (2020) could be employed.

ABC and BSL have been studied recently under model misspecification. Most work considers a strong type of misspecification called incompatibility (Marin et al., 2014), where the expected value of the summary statistic under the true data generating process and of the assumed model do not coincide for any value of θ . Loosely, this means that we cannot obtain close matches between $S(x)$ and $S(y)$ for any value of θ . However, as we discuss next, even if the summary statistic model is not correctly specified, it may be possible to consider a model expansion that can result in an adequate specification, and which can be insightful about which of the summary statistics can and can't be matched under the assumed model.

Frazier & Drovandi (2021) develop a solution to the incompatibility problem for BSL, which is further analysed theoretically in Frazier et al. (2021). The approach involves incorporating an auxiliary parameter, $\Gamma \in \mathbb{R}^d$ such that $\Gamma = (\gamma_1, \dots, \gamma_d)^\top$, where γ_i corresponds to the i th summary statistic. The approach of Frazier & Drovandi (2021) adjusts the mean or inflates the variance of the synthetic likelihood so that the observed summary has reasonable support in the expanded model in the region of the pseudo-true parameter value.

The expanded model has a parameter with dimension greater than that of the summary statistic since $\dim((\theta, \Gamma)^\top) = d + d_\theta$. Frazier & Drovandi (2021) impose a prior distribution on Γ that favours compatibility to regularise the model. Each component of the prior for Γ has a heavy tail so that it can “soak up” the misspecification for the incompatible summary statistics. Thus, the method is able to identify the incompatible summaries, and at the same time, mitigate the influence of these statistics on the inference. The posterior for Γ is the same as its prior under compatibility, so that incompatibility can be detected by departures from the prior. For the variance inflation approach, the regularised BSL covariance is given by

$$\Sigma_m(\theta, \Gamma) = \Sigma_m(\theta) + \Sigma_m^{1/2}(\theta) \text{diag}\{\gamma_1, \dots, \gamma_d\} \Sigma_m^{1/2}(\theta),$$

while for mean adjustment the BSL mean component is given by

$$\mu_m(\theta, \Gamma) = \mu_m(\theta) + \sigma_m(\theta) \circ \Gamma,$$

where \circ denotes element-wise multiplication and $\sigma_m(\theta)$ is the vector of standard deviations of the summary statistics.

Another highly relevant approach for conducting posterior inference based on misspecified generative models is the Q-posterior developed in Frazier et al. (2023). Here, a general methodology is proposed to obtain posteriors that provide (asymptotically) accurate frequentist coverage of the pseudo-true parameter value in misspecified models. Like Lewis et al. (2021), the method is applicable in cases where the likelihood is tractable, and it is also based on conditioning on a particular choice of the summary statistic.

Define $m(\theta) = -\nabla_\theta \log p(y \mid \theta)$ as the gradient of the negative log-likelihood. Frazier et al. (2023) consider performing inferences with $n^{-1}m(\theta)$ as the summary statistic. Defining $W(\theta)$ as a consistent estimator of $\text{Cov}(m(\theta)/\sqrt{n})$ and noting that the expected value of $n^{-1}m(\theta)$ under the assumed model is a vector of zeros, Frazier et al. (2023) propose the following approximate posterior that uses a Gaussian model for $m(\theta)$ in a similar spirit to synthetic likelihood

$$\pi_Q(\theta \mid y) \propto |W_n(\theta)|^{-1/2} \exp \left\{ -\frac{1}{2} \frac{m(\theta)^\top}{\sqrt{n}} W(\theta)^{-1} \frac{m(\theta)}{\sqrt{n}} \right\} \pi(\theta),$$

which is referred to as the Q-posterior in Frazier et al. (2023). The authors show that credible regions produced by the Q-posterior are accurate in the sense they have the correct frequentist coverage. This result can still hold even when the likelihood involves an intractable integral, for example in mixed effects models. The Q-posterior falls within the framework of generalised posteriors in the spirit of Bissiri et al. (2016), but conveniently does not require calibration of any scaling parameters as is typically the case in generalised Bayesian analyses.

2.3 Generalised Linear Model Example

We return to the logistic regression example for the damaged carrots dataset. Three Bayesian inference approaches are compared. Firstly, we consider the true posterior based

on the actual likelihood, which may not be robust to the outlier. We also consider BRL, with the summaries set as the robust estimators implemented in the `glmrob` function within the `robustbase` R package (Maechler et al., 2022). We use the Huber quasi-likelihood estimator of Cantoni & Ronchetti (2001) with the tuning constant c set in Huber’s ψ function to be $c = 1.2$. The conditions required for Theorem 3.1 in Lewis et al. (2021) for exact conditioning are developed for the linear model, and the extension of BRL to nonlinear models such as GLMs does not seem feasible due to the computational challenges associated with producing exact draws from the corresponding posterior. Thus, we adopt a simulation-based approach, namely BSL with $m = 20$, to approximate the restricted or partial posterior. We refer to this as Bayesian restricted synthetic likelihood (BRS�). We also implement the Q-posterior approach of Frazier et al. (2023).

In all cases, we use 50,000 iterations of MCMC with a multivariate normal random walk proposal. For BRS� we use the estimate from `glmrob` as the starting value for the chain and set the random walk covariance as the covariance of the parameter estimates from `glmrob`. For the true posterior and Q-posterior we use the starting value from the classical `glm` fit to the data and set the random walk covariance as the covariance of the parameter estimates from `glm`. Since we use good starting values for the MCMC chains we do not use any burn-in. The BRS� approach is more computationally intensive as it involves model simulation. To implement MCMC for BRS� we use the `BSL` R package (An et al., 2022), and for MCMC sampling of the true and Q posteriors we use the `mcmc` R package (Geyer & Johnson, 2020).

The estimated univariate posteriors are shown in Figure 1 (based on thinning each chain by a factor of 10). Here it appears that the Q-posterior and BRS� approximations accommodate the misspecification in different ways. The Q-posterior is centred closely on the same location as the true posterior, but with thicker tails in order to more accurately quantify the uncertainty of the pseudo-true parameter value, which is very close to the MLE. In contrast, the BRS� posterior mode is shifted slightly by reducing the influence of the outlying observation, and has a posterior variance similar to the true posterior.

3 Bayesian modular inference

The second topic of our review is Bayesian modular inference, with a focus on “cutting feedback” methods (Liu et al., 2009, Jacob et al., 2017). Bayesian modular inference is concerned with multi-modular models, which are constructed by coupling simple submodels together. Usually the different submodels (called modules) have their own sources of data, and there may be both shared and module specific parameters. Sometimes there is more confidence in the specification of some modules than others. In these cases, it can be desirable to conduct a modified version of Bayesian inference called “cutting feedback” (Lunn et al., 2009, Plummer, 2015) which cuts the feedback from suspect modules to achieve insensitivity to misspecification. We can use Bayesian inference restricted to some of the correctly specified modules to achieve more meaningful inference in the larger misspecified model. The challenges of applying the method include giving general definitions of modules and cut posterior distributions, deciding whether a full or cut posterior distribution is

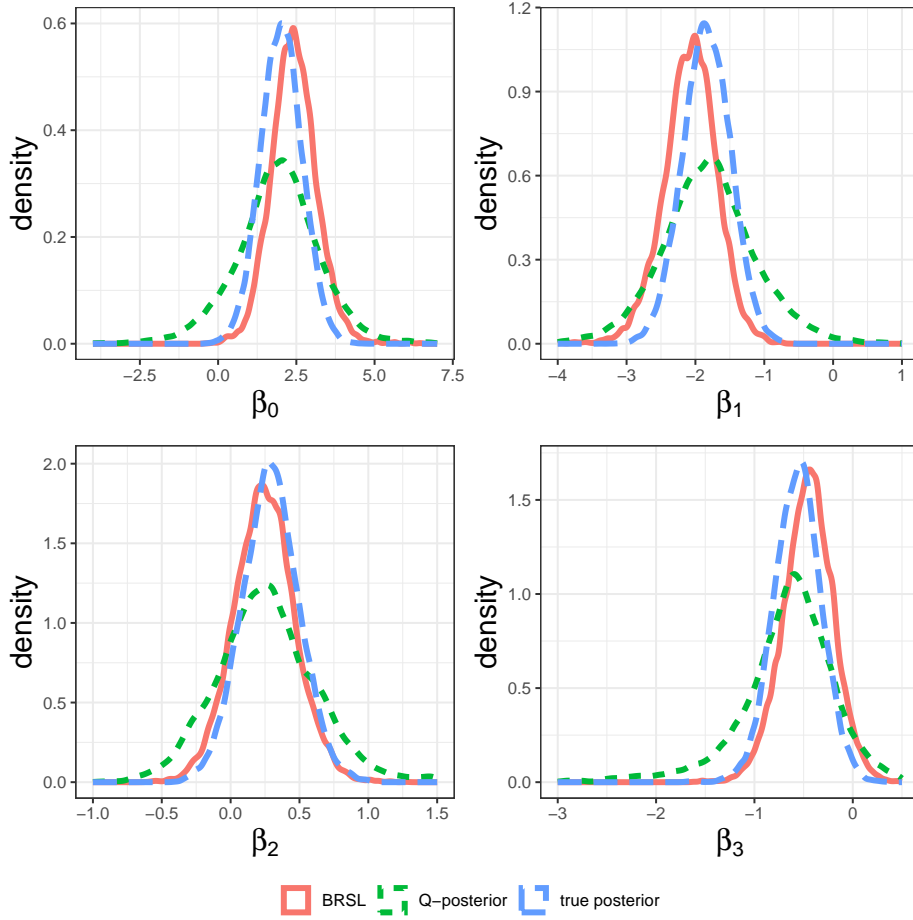


Figure 1: Posterior approximations for the damaged carrots dataset.

preferable, and cut model posterior computation, which is more difficult than conventional Bayesian posterior computation.

While Bayesian modular inference is a broad term, we discuss only cutting feedback methods in the rest of this section. To explain the main idea, it is helpful to consider a simple two module system originally discussed in Plummer (2015). We consider a model where there are two sources of data, given by vectors X and Y . The complete data is denoted $Z = (X^\top, Y^\top)^\top$. The density of Z is $f(Z | \theta)$, where θ is a vector of parameters which can be partitioned as $\theta = (\zeta^\top, \varphi^\top)^\top$. The density of Z decomposes as

$$f(Z | \theta) = f_1(X | \varphi) f_2(Y | \zeta, \varphi),$$

so that X and Y are conditionally independent given the parameters, with the density of X depending on φ , and the density of Y depending on ζ and φ . We consider Bayesian inference with a prior density $\pi(\zeta, \varphi) = \pi(\varphi)\pi(\zeta | \varphi)$.

This model has a “multi-modular” form, with the first module consisting of $\pi(\varphi)$ and $f_1(X | \varphi)$, and the second module consisting of $\pi(\zeta | \varphi)$ and $f_2(Y | \zeta, \varphi)$. Bayesian inference could be conducted for φ based on the first module only; on the other hand, given a value for φ , conditional inference for ζ can be conducted based on the second module only. The

parameter φ is global, being shared between the two modules, while ζ is a parameter specific to the second module. Figure 2 gives a graphical representation, where the red dashed line is a “cut” with nodes to the left of the line comprising module 1, and nodes to the right comprising module 2. The meaning of the “cut” will be explained later. In Figure 2 it has been assumed that the prior $\pi(\zeta \mid \varphi)$ does not depend on φ for simplicity.

In a conventional Bayesian analysis of this model, there is “feedback” between the two modules. This feedback ensures that if either module is misspecified, the misspecification will contaminate inferences for both components. Noting that the conditional posterior of ζ given φ depends on the data only through Y , the joint posterior density is

$$\pi(\theta \mid Z) = \pi(\zeta \mid Y, \varphi) \pi(\varphi \mid X, Y) = \frac{f_2(Y \mid \zeta, \varphi) \pi(\zeta \mid \varphi)}{P(Y \mid \varphi)} \frac{P(Y \mid \varphi) f_1(X \mid \varphi) \pi(\varphi)}{P(X, Y)}, \quad (3)$$

where $P(Y \mid \varphi) = \int f_2(Y \mid \zeta, \varphi) \pi(\zeta \mid \varphi) d\zeta$ and $P(X, Y) = \int f_1(X \mid \varphi) f_2(Y \mid \zeta, \varphi) \pi(\zeta \mid \varphi) \pi(\varphi) d\zeta d\varphi$. If $f_2(Y \mid \zeta, \varphi)$ is misspecified, the resulting posterior for φ can be impacted, since the definitions of $P(Y \mid \varphi)$ and $P(X, Y)$ both depend on the specification of $f_2(Y \mid \zeta, \varphi)$. The marginal posterior density for φ is different to the one obtained from a Bayesian analysis using the first module only due to the presence of the “feedback” term $P(Y \mid \varphi)$.

Motivating Example

To better understand how feedback in one module may adversely impact inferences for parameters in another module, we consider a misspecified normal-normal random effects model discussed in Liu et al. (2009). We observe data Z_{ij} comprising observations on $i = 1, \dots, N$ groups, with $j = 1, \dots, J$ observations in each group, which we assume are generated from the model $Z_{ij} \mid \beta_i, \varphi_i^2 \stackrel{iid}{\sim} N(\beta_i, \varphi_i^2)$, with random effects $\beta_i \mid \psi \stackrel{iid}{\sim} N(0, \psi^2)$ and group variance parameters φ_i^2 , $i = 1, \dots, N$. The goal of the analysis is to conduct inference on the standard deviation of the random effects, ψ , and the residual standard deviation parameters $\varphi = (\varphi_1, \dots, \varphi_N)^\top$. Below we write $\beta = (\beta_1, \dots, \beta_N)^\top$, and $\zeta = (\psi, \beta^\top)^\top$.

Write $\bar{Z}_i = J^{-1} \sum_{j=1}^J Z_{ij}$ and $s_i^2 = \sum_{j=1}^J (Z_{ij} - \bar{Z}_i)^2$, $i = 1, \dots, N$. The likelihood for ζ, φ can be written to depend only on the sufficient statistics $\bar{Z} = (\bar{Z}_1, \dots, \bar{Z}_N)^\top$ and $s^2 = (s_1^2, \dots, s_N^2)^\top$, where independently for $i = 1, \dots, N$,

$$\begin{aligned} \bar{Z}_i \mid \zeta, \varphi &\sim N(\beta_i, \varphi_i^2/J), \\ s_i^2 \mid \varphi &\sim \text{Gamma}\left(\frac{J-1}{2}, \frac{1}{2} \frac{1}{\varphi_i^2}\right). \end{aligned}$$

The random effects model can then be written as a two-module system of the form shown in Figure 2, where module one depends on (s^2, φ) , and module two depends on $(\bar{Z}, \zeta, \varphi)$. In the notation shown in the graph, $X = s^2$ and $Y = \bar{Z}$. Let $\text{Gamma}(x; A, B)$ denote the value of the $\text{Gamma}(A, B)$ density evaluated at x , and $N(x; \mu, \sigma^2)$ denote the value of the $N(\mu, \sigma^2)$ density evaluated at x . The first module has likelihood $f_1(X \mid \varphi) = \prod_{i=1}^N \text{Gamma}\left(s_i^2; \frac{J-1}{2}, \frac{1}{2} \frac{1}{\varphi_i^2}\right)$, while the second module has likelihood $f_2(Y \mid \zeta, \varphi) = \prod_{i=1}^N N(\bar{Z}_i; \beta_i, \varphi_i^2/J)$,

If the prior on the random effects $\beta_i \sim N(0, \psi^2)$ is misspecified, in the sense that this conflicts with likelihood information, then this will corrupt posterior inferences for both φ and ζ . For example, suppose that, for some value of i , the β_i term is much larger in magnitude than the other components of β . \bar{Z}_i will be correspondingly large in magnitude compared to the other components of \bar{Z} . The thin-tailed Gaussian prior for the random effects seems inappropriate here, and as shown by Liu et al. (2009) it may result in overshrinkage in estimating the β_i , leading to poor inference about φ_i , due to the influence of the likelihood term $N(\bar{Z}_i; \beta_i, \varphi_i^2/J)$ for the second module. This may be particularly problematic when N is large and J is small. We return to this example later.

3.1 Cutting Feedback

“Cutting feedback” methods construct a modified cut posterior distribution that makes inference in correctly specified modules insensitive to misspecification in the remaining modules. In the context of the two module system, suppose that we are worried about misspecification of $f_2(Y | \zeta, \varphi)$ influencing inferences for φ . To make sure this doesn’t happen, we can “cut” the link between the two modules as shown by the red dashed line in Figure 2. This cut involves removing the feedback term $P(Y | \varphi)$ from the numerator on the right-hand side of Equation (3) and renormalizing. Since this term represents the influence of the second module on marginal inferences about φ , the cut can be interpreted as conducting posterior inferences for φ based on the first module only. The φ marginal posterior density now becomes $\pi_{\text{cut}}(\varphi | X) = f_1(X | \varphi)\pi(\varphi) / \int f_1(X | \varphi)\pi(\varphi)d\varphi$, and we can combine this with the conditional posterior density for ζ given φ from the conventional Bayesian joint posterior to obtain the joint cut posterior density

$$\begin{aligned} \pi_{\text{cut}}(\zeta, \varphi | X, Y) &= \pi(\zeta | Y, \varphi)\pi_{\text{cut}}(\varphi | X). \\ &= \frac{f_2(Y | \zeta, \varphi)\pi(\zeta | \varphi)}{P(Y | \varphi)} \frac{f_1(X | \varphi)\pi(\varphi)}{\int f_1(X | \varphi)\pi(\varphi)d\varphi}. \end{aligned} \tag{4}$$

The cut posterior modifies the conventional posterior density by replacing $\pi(\varphi | X, Y)$ with $\pi(\varphi | X)$, and inference about φ is now unaffected by misspecification in module 2. However, uncertainty about φ is still propagated when making marginal cut posterior inferences about ζ , due to the conditioning on φ in the conditional posterior $\pi(\zeta | Y, \varphi)$.

Motivating Example Continued

Following Liu et al. (2009), we can restrict the influence of \bar{Z} on φ by using a cut posterior distribution. First consider the conventional joint posterior distribution. We write φ^2 below for the square of the vector φ elementwise. Assuming prior independence of components of φ^2 with $\pi(\varphi_i^2) \propto (\varphi_i^2)^{-1}$, $i = 1, \dots, N$, and $\pi(\psi^2 | \varphi) \propto (\bar{\varphi}^2/J + \psi^2)^{-1}$, with $\bar{\varphi}^2 = \sum_{i=1}^N \varphi_i^2/N$, the marginal posterior distribution for the parameters ψ^2, φ^2 can be written

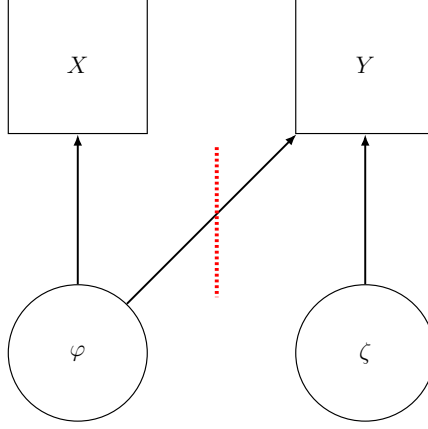


Figure 2: Graphical structure of the two-module system. The dashed line indicates the cut.

as (see Liu et al., 2009)

$$\begin{aligned} \pi(\psi^2, \varphi^2 \mid \bar{Z}, s^2) &= \pi(\psi \mid \bar{Z}, \varphi) \pi(\varphi \mid \bar{Z}, s^2) \\ &= \frac{1}{\psi^2 + \bar{\varphi}^2/J} \prod_{i=1}^N (\varphi_i^2)^{-\frac{J+1}{2}} \exp \left\{ -\frac{J \cdot s_i^2}{2\varphi_i^2} \right\} \times \\ &\quad \frac{1}{(\psi^2 + \varphi_i^2/J)^{1/2}} \exp \left\{ -\frac{\bar{Z}_i^2}{2(\psi^2 + \varphi_i^2/J)} \right\}. \end{aligned}$$

The above decomposition clarifies that if the statistic \bar{Z} is impacted by misspecification, such as outliers in the data, then this will ultimately impact our inferences for φ .

However, the influence of this misspecification can be mitigated by replacing the posterior $\pi(\varphi^2 \mid \bar{Z}, s^2)$ with the cut posterior that results from updating our knowledge of φ^2 using the likelihood for s^2 only. This results in a posterior for φ^2 that depends only on s^2 , and has the closed form

$$\pi_{\text{cut}}(\varphi^2 \mid X) \propto \prod_{i=1}^N (\varphi_i^2)^{-\frac{J+1}{2}} \exp \left\{ -\frac{J \cdot s_i^2}{2\varphi_i^2} \right\}.$$

Joint inferences for (ζ, φ^2) can then be carried out using the cut posterior distribution

$$\pi_{\text{cut}}(\zeta, \varphi^2 \mid X, Y) = \pi_{\text{cut}}(\varphi \mid X) \pi(\zeta \mid Y, \varphi) = \pi_{\text{cut}}(\varphi \mid s^2) \pi(\zeta \mid \bar{Z}, \varphi).$$

A change of variable gives the cut posterior for (ζ, φ) .

To demonstrate the impact of model misspecification on cut and exact Bayesian inference, we compare posterior means for φ_1 in a repeated sampling experiment. In Figure 3, we present violin plots for the cut and full posterior means of φ_1 over one-hundred repeated samples with $N = 100$ groups, and $J = 10$ observations per-group, with $\varphi_i^2 = 0.5$ for each $i = 1, \dots, N$, and $\psi^2 = 2$. We follow Liu & Goudie (2022a) and set $\beta_1 = 10$, while simulating the remaining components of β from the prior density. $\beta_1 = 10$ is inconsistent with the

assumed prior. The cut posterior delivers more accurate inferences for φ than the exact posterior. Even though the misspecification is related to the random effect term β_i , i.e., the second module, it adversely impacts our inferences for φ when using the conventional posterior, but much less when using cut posterior inferences for φ .

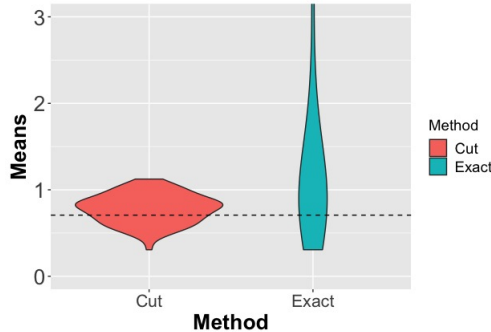


Figure 3: Violin plots for the cut and exact posterior means of φ_1 . The true value of φ_1 is $\sqrt{0.5}$.

3.2 Obtaining Samples from the cut posterior

Use of the cut posterior can be attractive in many cases, but there are practical challenges of computation to be overcome, as we now discuss. One approach to cut posterior computation is to follow the sequential decomposition of the cut joint posterior density in Equation (4), first generating a φ sample from $\pi_{\text{cut}}(\varphi | X)$, and then a ζ sample from $\pi(\zeta | \varphi, Y)$. These draws can rarely be done exactly however. The above sequential sampling scheme can in fact be understood as a modified Gibbs sampling scheme where the term $f_2(Y | \zeta, \varphi)$ is left out when forming the full conditional distribution for φ . In more complex situations than the two-module system of Figure 2, where there is no clear explicit definition of a cut posterior such as the one given in Equation (4), such a modified Gibbs algorithm can be used to give an implicit definition of a cut posterior distribution, where terms in the joint model suspected of misspecification are left out in updating parameters which might be sensitive to the misspecification.

The connection between cut posterior computation and Gibbs sampling might encourage us to think that we can replace Gibbs steps with Metropolis-within-Gibbs steps in detailed balance with the modified conditional distributions, in the case when exact sampling is not possible. However, as shown by Plummer (2015) this is problematic, since the stationary distribution for the sampler depends on the proposal used. Beyond blocked Gibbs and Metropolis-within-Gibbs approaches, it is usually not possible to proceed with any MCMC algorithm for sampling the joint cut posterior directly. From Equation (4) we see that

$$\pi_{\text{cut}}(\zeta, \varphi | X, Y) \propto \frac{f_2(Y | \zeta, \varphi)\pi(\zeta | \varphi)f_1(X | \varphi)\pi(\varphi)}{P(Y | \varphi)},$$

and to compute the unnormalized joint cut posterior we need to evaluate the usually intractable normalizing constant $P(Y | \varphi)$. For the two module case, a valid but computationally intensive way to sample the cut posterior distribution is to first obtain samples

$\varphi^{(i)}$, $i = 1, \dots, I$, from the target $\pi_{\text{cut}}(\varphi \mid X)$, and then for each value $\varphi^{(i)}$ to run a separate MCMC chain targeting $\pi(\zeta \mid X, \varphi^{(i)})$ to obtain a single draw $\zeta^{(i)}$. In this “nested MCMC” algorithm each sample of ζ is drawn with φ held fixed, avoiding the computation of the intractable $P(Y \mid \varphi)$ term. Plummer (2015) discusses both the nested MCMC method as well as a related tempering approach.

Other proposals for cut model computation include Jacob et al. (2020), where cut posterior expectations are unbiasedly estimated using coupled Markov chains, Liu & Goudie (2022b) who considered a stochastic approximation Monte Carlo approach, and Pompe & Jacob (2021) who discuss a posterior bootstrap method giving valid uncertainty quantification, including for situations where data sources in different modules are dependent with each other. The approach of Pompe & Jacob (2021) is discussed further in Section 4.3. Yu et al. (2023) and Carmona & Nicholls (2022) have proposed the use of variational approaches (see Martin et al., 2023 for a brief overview of variational approximation methods) to produce approximations to the cut posterior.

3.3 When to Cut

While avoiding impacts of model misspecification is the motivation for cut methods, it is an open question how bad misspecification must be for the use of the cut posterior to be preferable to the conventional posterior. Carmona & Nicholls (2020) framed the issue in terms of a bias-variance trade-off, saying “In Cut-model inference, feedback from the suspect module is completely cut. However, [...] if the parameters of a well-specified module are poorly informed by “local” information then limited information from misspecified modules may allow us to bring the uncertainty down without introducing significant bias.” Based on the existence of such a hypothetical relationship between bias and variance, several studies have proposed methods to determine when to prefer cut posterior inferences to those based on the exact posterior.

Conflict checks developed in the literature on Bayesian model checking (e.g. Evans & Moshonov, 2006, Presanis et al., 2013) are one tool which can be used to decide whether cut or full posterior inferences are preferable. The approach suggested by Yu et al. (2023) for deciding whether or not to cut is based on the relationship between the cut and exact posteriors established in Lemma 1 of Yu et al. (2023). This demonstrates that the Kullback-Leibler (KL) divergence between the exact and cut posterior can be written as a prior-to-posterior divergence in the hypothetical situation where the prior information includes the data X , but Y has yet to be observed. This result frames the comparison between cut and full posterior as a prior-data conflict check, for which there are well-established methods. Denoting the KL-divergence between distributions with densities p and q by $\text{KL}(p, q)$, Yu et al. (2023) consider the behaviour of the statistic $T = \text{KL}\{\pi(\varphi \mid X, Y) \parallel \pi_{\text{cut}}(\varphi \mid X)\}$, and calibration of such a test statistic can be carried out using the methods in Nott et al. (2020), with a Bayesian tail probability produced to determine when there are meaningful differences between the cut and full posterior distribution.

Deciding whether or not to cut can also be guided by predictive accuracy, as discussed in Jacob et al. (2017) and Carmona & Nicholls (2020, 2022). Jacob et al. (2017) consider a decision theoretic framework for comparing different candidate posterior distributions,

focusing on generic utility functions defined from logarithmic scoring rules. Carmona & Nicholls (2020, 2022) consider using expected log-pointwise predictive density (Vehtari et al., 2017), approximated using either cross-validation or WAIC (Watanabe, 2013). They use their method in the wider context of semi-modular inference, discussed next.

3.4 Semi-modular Inference

The binary choice of cutting feedback or not is perhaps artificial, and Carmona & Nicholls (2020) proposed the use of a semi-modular posterior (SMP) that partially cuts feedback. The SMP allows the analyst to interpolate between the cut and exact posterior based on a tuning parameter chosen by the analyst. To explain their idea, consider once more the two-module system discussed previously. The SMP of Carmona & Nicholls (2020) starts by considering a hypothetical replicate $\tilde{\zeta}$ of ζ and considers marginal posterior inferences for φ based on a “power posterior” (see, e.g. Grünwald & van Ommen, 2017)

$$\pi_{\gamma}(\tilde{\zeta}, \varphi \mid X, Y) \propto f_1(X \mid \varphi) f_2(Y \mid \tilde{\zeta}, \varphi)^{\gamma} \pi(\varphi \mid \zeta) \pi(\zeta).$$

In this power posterior the influence of the likelihood term for the second module has been reduced through an “influence parameter” γ with $0 \leq \gamma \leq 1$. The parameters $\tilde{\zeta}$ can be thought of as introduced auxiliary variables that are used to help learn about φ . By coupling the above distribution with the conditional distribution for ζ given φ from the conventional joint posterior we obtain the modified posterior

$$\pi_{\text{smi}, \gamma}(\tilde{\zeta}, \zeta, \varphi \mid X, Y) := \pi_{\gamma}(\tilde{\zeta}, \varphi \mid X, Y) \pi(\zeta \mid \varphi, Y),$$

and integrating out $\tilde{\zeta}$ leads to the SMP for (ζ, φ) , which interpolates between the cut ($\gamma = 0$) and full ($\gamma = 1$) posterior. The choice of γ allows us to regulate the amount of information from the second module to be used in inference about φ . If there is a bias-variance trade off, we may be willing to permit some bias in our inferences for φ , if this brings a sufficient reduction in uncertainty.

Sampling from the SMP involves the same difficulties as for the cut posterior, and different values for γ need to be considered. The lack of a straightforward and general sampling scheme for producing draws from $\pi_{\text{smi}, \gamma}(\zeta, \varphi \mid X, Y)$ has led to the use of variational approximations to approximate the SMP. Carmona & Nicholls (2022) generalize the methods in Yu et al. (2023) to the case of semi-modular inference, consider flexible normalizing flows for the approximation, and develop approximations to the SMP for all values of the influence parameter γ at once, including for multiple influence parameters and cuts. However, it remains an open question how best to choose the modularization parameter γ . Currently, the most common approach to the choice of γ is either through the use of conflict checks, as in Chakraborty et al. (2023), or the use of the predictive criteria discussed in Carmona & Nicholls (2020) and Carmona & Nicholls (2022). It is not likely that there will be any uniformly best method, with the preferred approach depending on the problem at hand. When the goals are inferential, there is room for new methods that relate directly to the bias-variance trade-off which serves as the motivation for semi-modular inference methods.

While the SMP approach of Carmona & Nicholls (2020) interpolates between the cut and exact posterior distributions using an auxiliary variable, several alternative approaches

have been suggested in Nicholls et al. (2022). The authors also discuss the idea of valid and order-coherent updating for various SMP proposals. Chakraborty et al. (2023), and Frazier & Nott (2023) discussed an alternative SMP based on linear opinion pooling (Stone, 1961). Rather than introduce an auxiliary variable $\tilde{\zeta}$ as in Carmona & Nicholls (2020), Chakraborty et al. (2023), and Frazier & Nott (2023) suggest a linear interpolation between the exact and cut posterior distributions:

$$\pi_{\gamma}(\zeta, \varphi \mid X, Y) = \gamma \pi_{\text{cut}}(\zeta, \varphi \mid X, Y) + (1 - \gamma) \pi(\zeta, \varphi \mid X, Y).$$

However, since the cut posterior takes the form $\pi_{\text{cut}}(\zeta, \varphi \mid X, Y) = \pi_{\text{cut}}(\varphi \mid X) \pi(\zeta \mid Y, \varphi)$, the above posterior can be written in terms of a linear interpolation of the marginal φ posteriors:

$$\pi_{\gamma}(\zeta, \varphi \mid X, Y) = \{\gamma \pi_{\text{cut}}(\varphi \mid X) + (1 - \gamma) \pi(\varphi \mid X, Y)\} \pi(\zeta \mid Y, \varphi). \quad (5)$$

Given the construction of this SMP as a linear interpolation, in the remainder we refer to the posterior in equation (5) as the linear SMP or lin-SMP for short.

The lin-SMP has three potential benefits over the original SMP of Carmona & Nicholls (2020). Firstly, the choice of γ can be made with respect to the φ information only, since the occurrences of ζ can be marginalised out of the lin-SMP, whereas the choice of γ in the SMP of Carmona & Nicholls (2020) is impacted by both ζ and φ , due to the nonlinear nature of the power posterior and the introduction of the auxiliary variable $\tilde{\zeta}$. Secondly, lin-SMP does not require us to generate samples from the joint cut posterior in order to choose γ . Due to its design, samples from $\pi(\varphi \mid X, Y)$ and $\pi_{\text{cut}}(\varphi \mid X)$ are enough to calculate the value of γ (since we can always marginalise out ζ). Lastly, and most importantly, if we choose an optimal value of γ , the lin-SMP produces inferences that are guaranteed to be more accurate than either the exact or cut posteriors themselves. Under a particular asymptotic regime, Frazier & Nott (2023) formally demonstrate the existence of a bias-variance trade off between exact and cut posterior inferences. Using this trade off, the authors demonstrate that an optimal value of γ can always be chosen by minimizing a user-defined loss function which encodes the type of statistical robustness that is of interest to the user. When a certain estimate of the optimal γ is used, the authors show that the resulting lin-SMP produces inferences that are more accurate than those of the cut posterior or the exact posterior alone.

4 Parametric projection methods

The third topic reviewed here is the use of a reference model to generate projected posterior or predictive distributions for a misspecified model. The aim is to approximate predictive inference for the reference model. To implement projection methods, it is only necessary to specify a prior on the reference model, and there is no direct application of Bayes rule in the misspecified model. Many related methods exist, but we do not have enough space to discuss all of them. For example, there are projection methods modelling covariates as random (e.g. Lindley, 1968) and numerous methods for Bayesian model selection under

misspecification which assess models based on their predictions, with predictive distributions obtained using conventional Bayesian approaches. For these latter methods prior distributions for parameters in misspecified models must be given, which is conceptually difficult.

We start the discussion of projection methods by considering methods for model choice and variable selection for regression, where an encompassing model (assumed to be correct) is compared with one or more restricted models which may be more useful for prediction or scientific understanding. This work originates with Goutis & Robert (1998) and Dupuis & Robert (2003), with a related approach to hypothesis testing not in the regression context described in Bernardo (1999). Piironen et al. (2020) gives a recent review of projection predictive variable selection. There is a largely independent literature on using projections with a highly flexible reference model for making inferences in misspecified parametric models. In the case where the data are modelled as independent and identically distributed conditional on some unknown distribution P , a nonparametric prior on P can be used (e.g. Gutiérrez-Peña & Walker, 2005). Given some functional $\theta(P)$, it has a posterior distribution induced by the posterior for P , and $\theta(P)$ might be defined as a projection onto a misspecified parametric model. These nonparametric methods will be discussed in Section 4.3, along with applications to cutting feedback methods.

4.1 Parametric projections for comparing nested generalised linear models

For model choice in generalised linear models, Goutis & Robert (1998) considered the following approach. Let (y_i, z_i) , $i = 1, \dots, n$, be response and covariate pairs to be observed, where each y_i is a scalar response and z_i is a vector of covariates. Write y for the vector of responses, and z for the set of all covariates.

Write F for the full model including all the covariates, with parameter $\theta \in \Theta$, and denote by $f(y|z, \theta, F)$ the density for y given z , θ and F . Let S be a model for which the parameter space Θ is restricted to $\Theta_S \subset \Theta$; for example, some components of θ representing regression coefficients might be fixed at zero to exclude certain covariates. We denote by $f(y|z, \theta_S, S)$ the density of y given z , $\theta_S \in \Theta_S$ and S .

Write

$$d(\theta, \theta_S) = \int f(y|z, \theta, F) \log \frac{f(y|z, \theta, F)}{f(y|z, \theta_S, S)} dy,$$

for the Kullback-Leibler (KL) divergence between $f(y|z, \theta, F)$ and $f(y|z, \theta_S, S)$ for given values $\theta \in \Theta$, $\theta_S \in \Theta_S$. It will be assumed that z is fixed at the observed values z_{obs} , although random z can also be considered. Define the KL projection of θ onto Θ_S as

$$\theta_S^\perp = \theta_S^\perp(\theta) = \arg \min_{\theta_S \in \Theta_S} d(\theta, \theta_S), \quad (6)$$

where it is assumed that this projection exists and is unique. $\theta_S^\perp(\theta)$ is the value of the parameter in the restricted model for which the density of y is closest to that for the full model with parameter θ .

After specifying a prior density $\pi(\theta)$ for $\theta \in \Theta$, we obtain a posterior density of θ in model F given the observed responses y_{obs} and covariates z_{obs} . Since θ_S^\perp is a function of θ , we can consider the posterior expectation

$$\delta(F, S) := E(d(\theta_S^\perp, \theta) | y_{\text{obs}}, z_{\text{obs}}, F), \quad (7)$$

and Goutis & Robert (1998) consider thresholding on this quantity at some $\epsilon > 0$ to choose between the hypotheses $H_0 : d(\theta, \theta_S^\perp(\theta)) \leq \epsilon$ and $H_1 : d(\theta, \theta_S^\perp(\theta)) > \epsilon$, to decide whether the restricted model S is a good enough approximation to F . A key question is how to choose the threshold ϵ , and the authors consider a calibration of the KL divergence which is useful for this. A posterior exceedance probability could be used instead of the expectation to make the choice between the hypotheses, but this would involve the choice of another threshold.

The generalised linear model assumption is important in the approach of Goutis & Robert (1998) for addressing the question of existence and uniqueness of the projection, and for computation. If the posterior distribution of θ is approximated by Markov chain Monte Carlo sampling, the posterior distribution of θ_S^\perp is approximated by solving the optimization problem (6) draw-by-draw for the θ posterior samples. This is computationally burdensome, but convenient algorithms exist for generalised linear models, as well as a closed form expression for the KL divergence $d(\theta, \theta_S^\perp(\theta))$ once the projection is obtained. To explain how to compute the projection, consider the situation of a generalised linear model where θ denote regression coefficients in the full model. For simplicity, we assume there is no dispersion parameter; it turns out that the projection for the coefficients is the same, no matter what any unknown dispersion parameter might be. The projection (6) can be formulated as

$$\begin{aligned} \arg \min_{\theta_S \in \Theta_S} d(\theta, \theta_S) &= \arg \min_{\theta_S \in \Theta_S} \int f(y|\theta, z, F) \log \frac{f(y|\theta, z, F)}{f(y|\theta_S, z, S)} dy \\ &= \arg \min_{\theta_S \in \Theta_S} E(-\log f(y|\theta_S, z, S)). \end{aligned} \quad (8)$$

where the expectation in the last line is with respect to $f(y|\theta, z, F)$. It is easily seen that minimizing (8) is equivalent to obtaining a maximum likelihood estimate of θ_S restricted to Θ_S for the case where y is replaced by its expectation given θ under F . We are “fitting to the fit” of the full model. Hence in the case where Θ_S is defined through a chosen active subset of the available covariates, standard software for obtaining maximum likelihood estimates in generalised linear models can be used to obtain the projections. If $f(y|\theta, z, F)$ does not correspond to a generalised linear model, but $f(y|\theta_S, z, S)$ does, then the above method for computation of the projection continues to hold.

4.2 Parametric projections in variable selection problems

Closely related to the method of Goutis & Robert (1998) is the variable selection method developed in Dupuis & Robert (2003). Now a variable selection problem is considered in which from a large set of p covariates a subset must be chosen. Write N for a null baseline

model, such as the model with only an intercept. For any subset model S the relative loss of explanatory power of S with respect to the full model is

$$L(F, S) = \frac{\delta(F, S)}{\delta(F, N)},$$

a number which is between 0 and 1. Dupuis & Robert (2003) suggest choosing S as the simplest model where the loss of explanatory power is less than some small value chosen by the user. If there is more than one such model, then the one with the smallest loss of explanatory power is selected. Dupuis & Robert (2003) also consider the case where covariates are random.

Nott & Leng (2010) consider a variant of the approach of Dupuis & Robert (2003) where the restricted model is defined by an L^1 norm constraint on the parameter of the full model, similar to the lasso (Tibshirani, 1996). Once again write Θ for the parameter space in the full model and Θ_S for the parameter space of the restricted model S . Suppose that the parameter $\theta \in \Theta$ is $\theta = (\theta_0, \theta_1, \dots, \theta_p)^\top$, where θ_0 is an intercept and θ_j , $j = 1, \dots, p$ are coefficients for the p covariates. Then Nott & Leng (2010) consider

$$\Theta_S = \left\{ \theta \in \Theta : \sum_{j=1}^p |\theta_j| \leq \lambda \right\}, \quad (9)$$

where $\lambda > 0$ is a tuning parameter. Computation of the projection (8) in generalised linear models for this choice of Θ_S involves fitting a lasso regression where the data y are replaced by their expected values given θ in the reference model. Standard software can be used for this, and sparse projections with many zero coefficients result. One approach to choosing the tuning parameter λ uses relative loss of explanatory power, similar to Dupuis & Robert (2003). Nott & Leng (2010) also consider alternative definitions of Θ_S inspired by the adaptive lasso (Zou, 2006) and the elastic net (Zou & Hastie, 2005), with corresponding convenient methods for computing the projections using standard software.

Instead of the “draw-by-draw” approach of computing a projected value of θ_S^\perp for each of many MCMC posterior draws for θ , we might consider a projected posterior distribution putting all its mass on one point (point projection). Tran et al. (2012) considered such an approach where, similar to Nott & Leng (2010) a constraint such as (9) can be considered. Tran et al. (2012) consider predictive distributions for future observations \tilde{y}_i at covariate values \tilde{z}_i , $i = 1, \dots, N$. It is possible but not necessary to take $N = n$ and $\tilde{z}_i = z_i$. They minimize a sum of KL divergences between the predictive distributions $f(\tilde{y}_i | \tilde{z}_i, y_{\text{obs}})$ of \tilde{y}_i given \tilde{z}_i , y_{obs} in the reference model and corresponding predictive distributions with a plug-in form involving the choice of a point estimate in the projected space. Computation of the projection involves a criterion similar to (8),

$$\theta_S^\perp = \arg \min_{\theta_S \in \Theta_S} \sum_{i=1}^N E(-\log f(\tilde{y}_i | \tilde{z}_i, \theta_S, S)), \quad (10)$$

where now the expectation for the i th term in the sum is with respect to $f(\tilde{y}_i | \tilde{z}_i, y_{\text{obs}})$. For generalised linear models, projections are computed easily as a constrained maximum

likelihood problem with data given by expected values of \tilde{y}_i under the reference model. Hahn & Carvalho (2015) derived independently some related methods to those of Tran et al. (2012), with a more explicitly decision-theoretic perspective.

Piironen et al. (2020) suggest an interesting projective method in which the draw-by-draw and point projection approaches appear as special cases. They suggest clustering of samples from the posterior distribution of the reference model, finding a projection for each cluster, and allocating weights to the clusters proportional to their size. If the number of clusters is equal to the number of projected posterior samples, we obtain the draw-by-draw projection approach; if the number of clusters is 1, we obtain the point projection method. Use of a small number of clusters is computationally efficient compared to the draw-by-draw method, with significant accuracy improvements relative to point projection. Piironen et al. (2020) suggest L^1 and elastic net penalties for obtaining an ordering of the features that reduces the number of models to search over. Once the search space has been reduced, they consider projection without penalization and assessment of an appropriate complexity to choose for the submodel can be done by cross-validation. They emphasize the importance of doing the reference model fitting and feature selections separately for different folds of the cross-validation procedure to avoid bias in estimating the appropriate subset model size to use. There have been recent efforts to extend the above methods beyond generalised linear models. Piironen & Vehtari (2016) describes variable selection for Gaussian processes, Catalina et al. (2022) consider model choice for generalised linear and additive mixed models, Bashir et al. (2019) consider estimation of sparse precision matrices, Puelz et al. (2017) consider seemingly unrelated regressions, Kowal (2022) considers targeted methods for prediction and Peltola (2018) and Afrabandpey et al. (2020) use projection methods for interpretable machine learning.

4.3 Parameter projections with a nonparametric reference model

We now discuss some of the literature on projections with a nonparametric reference model. Gutiérrez-Peña & Walker (2005) discuss the lack of coherence of Bayesian model choice when the prior places probability one on a set of densities which does not include the truth. They suggest using a flexible nonparametric model for the data, and then using parametric models to define predictive distributions for future data to approximate predictive inference under the nonparametric model. Candidate predictive distributions are generally formed by placing a mixing distribution on the parameter of the parametric model, and the best predictive distribution maximizes expected utility under the nonparametric reference. No Bayesian update for any misspecified parametric model needs to be considered, and different forms of the parametrized predictive density can be used, corresponding to various decision problems for point and interval estimation, predictive inference, model choice and model averaging. For point estimation, an optimization problem arises similar to the one considered earlier for point projection methods in the variable selection literature (c.f. equation (10)). Walker & Gutiérrez-Peña (2007) consider a related approach to that of Gutiérrez-Peña & Walker (2005), but focusing on predictive densities formed using a nonparametric mixing distribution on the parameter of the parametric model and associated computational issues.

For the choice of the nonparametric reference model, convenient choices are the Bayesian bootstrap (Rubin, 1981), which is a limiting case of the Dirichlet process (Ferguson, 1973), or Dirichlet process mixture models (e.g. Lo, 1984, Escobar & West, 1995). Several authors have considered the Bayesian bootstrap and decision-theoretic arguments to analyse parametric models which are misspecified. Lyddon et al. (2019) give an exact interpretation of the weighted likelihood bootstrap of Newton & Raftery (1994) using the Bayesian bootstrap and a decision-theoretic argument which we elaborate on here. Suppose we have observations y_1, \dots, y_n assumed to be iid conditional on some unknown distribution. In the Bayesian bootstrap we estimate the distribution of the observations nonparametrically, attaching weights $\theta = (\theta_1, \dots, \theta_n)^\top$ to the observed sample values. The Bayesian bootstrap posterior for θ is Dirichlet, $\text{Dir}(1_n)$ where 1_n denotes an n -vector of ones. Consider a parametric model $f(y|\eta) = \prod_{i=1}^n f(y_i|\eta)$. For a new observation \tilde{y} , the utility for choosing parameter η when \tilde{y} is observed is assumed to be $\log f(\tilde{y}|\eta)$. The expected utility under the Bayesian bootstrap conditional on a posterior draw for θ is $\sum_{i=1}^n \theta_i \log f(y_i|\eta)$. and the corresponding projection of θ to the parameter space of the parametric model is

$$\eta^\perp(\theta) = \arg \max_{\eta} \sum_{i=1}^n \theta_i \log f(y_i|\eta).$$

Lyddon et al. (2019) also considered generalised Bayes extensions of the above idea. The procedure for projecting draws from the posterior of θ to the parameter space of the parametric model is similar to the “draw-by-draw” projections discussed for the variable selection context.

An interesting and common application of projected Bayesian bootstrap methods is to Bayesian propensity score regression for the estimation of average treatment effects in causal inference. See for example Stephens et al. (2022) and Saarela et al. (2016). The cutting feedback methods of the previous section are also used in this problem (e.g. McCandless et al., 2010, Zigler et al., 2013) and Pompe & Jacob (2021) develop a projective approach to Bayesian modular inference which is useful here. They first explore the frequentist properties of two stage Bayesian cutting feedback methods, and note that they do not provide accurate uncertainty quantification in a frequentist sense. This problem can also be caused by dependence between the data sources in two modules, something which occurs in propensity score regression applications. As a remedy, they suggest a a posterior bootstrap approach (Pompe, 2021). Posterior bootstrap samples are projected to parameters within modules in a two stage approach using utilities defined from parts of the parametric model for different modules. A different implementation of the posterior bootstrap is required depending on whether datasets in different modules are dependent or not. The posterior bootstrap discussed in Pompe (2021) is related to the weighted likelihood bootstrap of Newton & Raftery (1994), the loss-likelihood bootstrap of Lyddon et al. (2019) and another posterior bootstrap proposal of Fong et al. (2019). It would be simple to use weighted likelihood bootstrap instead of posterior bootstrap for projections in the approach of Pompe & Jacob (2021), if specifying a prior in the misspecified parametric model is difficult. The method of Pompe & Jacob (2021) provides a nice link between the ideas discussed in this section and the Bayesian modular inference methods of Section 3.

5 Discussion and future challenges

The methods discussed here are undergoing rapid development and there are many interesting unanswered questions.

One of the major obstacles in employing the restricted likelihood approach for robust regression beyond linear models lies in the development of practical computational implementations. While the likelihood-free version of Bayesian Robust Regression (BRL) can theoretically handle complex regression models by relaxing exact conditioning, the conventional statistical approaches to likelihood-free inference don’t scale well when many summary statistics are needed. In the case of M-estimators, each summary statistic corresponds directly to a parameter, and hence marginal adjustment techniques (see Drovandi et al. (2022) and the references therein) where accurate marginal posteriors are estimated with relevant low-dimensional statistics, may be useful. Methods in machine learning have been developed with the potential to scale to a large number of parameters (Cranmer et al., 2020). These methods build a machine learning model such as a neural network from model simulations in order to learn either the likelihood (e.g. Papamakarios et al., 2019), posterior (e.g. Greenberg et al., 2019) or likelihood ratio (e.g. Thomas et al., 2022). Some work has been done on extending these methods to handle model misspecification (e.g. Ward et al., 2022, Kelly et al., 2023), although research is on-going. Applying machine learning likelihood-free approaches for the robust regression problem will be explored in future work.

An important ongoing issue in modular Bayesian inference is how to define “modules” and the cut posterior in a general way. A recent pioneering work in this direction is Liu & Goudie (2022a), who present a possible definition of a “module” in terms of partitioning of the observables and the graphical structure of the joint model. Semi-modular inference is another active current research topic for which there are important unresolved questions. Frazier & Nott (2023) give statistical guarantees for the lin-SMP approach, but there is no guarantee that lin-SMP delivers the most useful approximation across all classes of posterior interpolations. It is worthy of investigation whether the accuracy guarantees of the lin-SMP method also apply to the original SMP of Carmona & Nicholls (2020), and the variational extensions in Carmona & Nicholls (2022).

Finally, for the projection techniques discussed in Section 4, perhaps the main challenge is computation. Most work on these methods has been confined to situations where the projection involves an exponential family model such as a generalised linear model, where the optimization problems to be solved are well understood and can be performed with standard software. Dealing with misspecification, however, is a problem faced often in complex situations, which means it is important to find more general approaches to implementation.

Disclosure statement

The authors are not aware of any affiliations, memberships, funding, or financial holdings that might be perceived as affecting the objectivity of this review.

Acknowledgements

D.J.N. is affiliated with the Institute of Operations Research and Analytics, National University of Singapore. The work of C.D. was supported by an Australian Research Council Future Fellowship (FT210100260). The work of D.T.F. was supported by an Australian Research Council Early Career Fellowship (DE200101070).

References

- Afrabandpey H, Peltola T, Piironen J, Vehtari A, Kaski S. 2020. A decision-theoretic approach for model interpretability in Bayesian framework. *Machine Learning* 109:1855–1876
- Alquier P. 2021. User-friendly introduction to PAC-Bayes bounds. arXiv:2110.11216
- An Z, Nott DJ, Drovandi C. 2020. Robust Bayesian synthetic likelihood via a semi-parametric approach. *Statistics and Computing* 30(3):543–557
- An Z, South LF, Drovandi C. 2022. BSL: An R package for efficient parameter estimation for simulation-based models via Bayesian synthetic likelihood. *Journal of Statistical Software* 101(11):1–33
- Bashir A, Carvalho CM, Hahn PR, Jones MB. 2019. Post-processing posteriors over precision matrices to produce sparse graph estimates. *Bayesian Analysis* 14(4):1075 – 1090
- Bayarri MJ, Berger JO. 2000. P values for composite null models (with discussion). *Journal of the American Statistical Association* 95:1127–1142
- Beaton AE, Tukey JW. 1974. The fitting of power series, meaning polynomials, illustrated on band-spectroscopic data. *Technometrics* 16(2):147–185
- Bernardo J. 1999. Nested hypothesis testing: The Bayesian reference criterion, In *Bayesian Statistics 6: Proceedings of the Sixth Valencia International Meeting*, eds. J Bernardo, J Berger, A Dawid, A Smith, Proceedings of the Sixth Valencia International Meeting, June 6-10, 1998, pp. 101–130, Clarendon Press
- Bernardo J, Smith A. 2009. Bayesian theory. Wiley Series in Probability and Statistics. Wiley
- Bissiri PG, Holmes CC, Walker SG. 2016. A general framework for updating belief distributions. *Journal of the Royal Statistical Society: Series B (Statistical Methodology)* 78(5):1103–1130
- Cantoni E. 2004. Analysis of robust quasi-deviances for generalized linear models. *Journal of Statistical Software* 10:1–9
- Cantoni E, Ronchetti E. 2001. Robust inference for generalized linear models. *Journal of the American Statistical Association* 96(455):1022–1030

- Carmona C, Nicholls G. 2020. Semi-modular inference: enhanced learning in multi-modular models by tempering the influence of components, In *Proceedings of the Twenty Third International Conference on Artificial Intelligence and Statistics*, eds. S Chiappa, R Calandra, vol. 108 of *Proceedings of Machine Learning Research*, pp. 4226–4235, PMLR
- Carmona C, Nicholls G. 2022. Scalable semi-modular inference with variational meta-posteriors. *arXiv:2204.00296*
- Catalina A, Bürkner PC, Vehtari A. 2022. Projection predictive inference for generalized linear and additive multilevel models, In *Proceedings of The 25th International Conference on Artificial Intelligence and Statistics*, eds. G Camps-Valls, FJR Ruiz, I Valera, vol. 151 of *Proceedings of Machine Learning Research*, pp. 4446–4461, PMLR
- Catoni O. 2007. PAC-Bayesian supervised classification: The thermodynamics of statistical learning, vol. 56 of *Institute of Mathematical Statistics Lecture Notes– Monograph Series*. Institute of Mathematical Statistics, Beachwood, OH, 2007.
- Chakraborty A, Nott DJ, Drovandi CC, Frazier DT, Sisson SA. 2023. Modularized Bayesian analyses and cutting feedback in likelihood-free inference. *Statistics and Computing* 33(1):33
- Cranmer K, Brehmer J, Louppe G. 2020. The frontier of simulation-based inference. *Proceedings of the National Academy of Sciences* 117(48):30055–30062
- Drovandi C, Nott DJ, Frazier DT. 2021. Contributed discussion on Bayesian restricted likelihood methods: Conditioning on insufficient statistics in Bayesian regression. *Bayesian Analysis* 16(4):1393–1462
- Drovandi C, Nott DJ, Frazier DT. 2022. Improving the accuracy of marginal approximations in likelihood-free inference via localisation. *arXiv preprint arXiv:2207.06655*
- Dupuis JA, Robert CP. 2003. Variable selection in qualitative models via an entropic explanatory power. *Journal of Statistical Planning and Inference* 111(1):77–94
- Escobar MD, West M. 1995. Bayesian density estimation and inference using mixtures. *Journal of the American Statistical Association* 90(430):577–588
- Evans M. 2015. Measuring statistical evidence using relative belief. Taylor & Francis
- Evans M, Moshonov H. 2006. Checking for prior-data conflict. *Bayesian Analysis* 1:893–914
- Ferguson TS. 1973. A Bayesian analysis of some nonparametric problems. *The Annals of Statistics* 1(2):209 – 230
- Fong E, Lyddon S, Holmes C. 2019. Scalable nonparametric sampling from multimodal posteriors with the posterior bootstrap, In *Proceedings of the 36th International Conference on Machine Learning*, eds. K Chaudhuri, R Salakhutdinov, vol. 97 of *Proceedings of Machine Learning Research*, pp. 1952–1962, PMLR

- Frazier DT, Drovandi C. 2021. Robust approximate Bayesian inference with synthetic likelihood. *Journal of Computational and Graphical Statistics* 30(4):958–976
- Frazier DT, Drovandi C, Nott DJ. 2021. Synthetic likelihood in misspecified models: consequences and corrections. *arXiv preprint arXiv:2104.03436*
- Frazier DT, Kohn R, Drovandi C, Gunawan D. 2023. Reliable Bayesian inference in misspecified models. *arXiv preprint arXiv:2302.06031*
- Frazier DT, Nott DJ. 2023. Guaranteed accuracy of semi-modular posteriors. *arXiv preprint arXiv:2301.10911*
- Frazier DT, Nott DJ, Drovandi C, Kohn R. 2022. Bayesian inference using synthetic likelihood: asymptotics and adjustments. *Journal of the American Statistical Association* (In press)
- Gelman A, Meng XL, Stern H. 1996. Posterior predictive assessment of model fitness via realized discrepancies. *Statistica Sinica* 6:733–807
- Geyer CJ, Johnson LT. 2020. mcmc: Markov chain Monte Carlo. R package version 0.9-7
- Goldstein M, Wooff D. 2007. Bayes linear statistics: Theory and methods. Wiley
- Goutis C, Robert C. 1998. Model choice in generalised linear models: A Bayesian approach via Kullback-Leibler projections. *Biometrika* 85(1):29–37
- Greenberg DS, Nonnenmacher M, Macke JH. 2019. Automatic posterior transformation for likelihood-free inference, In *Proceedings of the 36th International Conference on Machine Learning, ICML 2019, 9-15 June 2019, Long Beach, California, USA*, eds. K Chaudhuri, R Salakhutdinov, vol. 97 of *Proceedings of Machine Learning Research*, pp. 2404–2414, PMLR
- Grünwald P. 2012. The safe Bayesian: learning the learning rate via the mixability gap, In *Algorithmic Learning Theory: 23rd International Conference, ALT 2012, Lyon, France, October 29-31, 2012. Proceedings 23*, pp. 169–183, Springer
- Grünwald P, van Ommen T. 2017. Inconsistency of Bayesian inference for misspecified linear models, and a proposal for repairing it. *Bayesian Analysis* 12(4):1069 – 1103
- Gutiérrez-Peña E, Walker SG. 2005. Statistical decision problems and Bayesian nonparametric methods. *International Statistical Review* 73(3):309 – 330
- Hahn PR, Carvalho CM. 2015. Decoupling shrinkage and selection in Bayesian linear models: A posterior summary perspective. *Journal of the American Statistical Association* 110(509):435–448
- Huber PJ. 1964. Robust estimation of a location parameter. *The Annals of Mathematical Statistics* 35(1):73–101

- Huber PJ, Ronchetti EM. 2009. Robust statistics. Hoboken, New Jersey: John Wiley & Sons, Inc, 2nd edition: Wiley Series in Probability and Statistics
- Jacob PE, Murray LM, Holmes CC, Robert CP. 2017. Better together? Statistical learning in models made of modules. *arXiv:1708.08719*
- Jacob PE, O’Leary J, Atchadé YF. 2020. Unbiased Markov chain Monte Carlo methods with couplings. *Journal of the Royal Statistical Society: Series B* 82(3)
- Jewson J, Rossell D. 2022. General Bayesian loss function selection and the use of improper models. *Journal of the Royal Statistical Society Series B* 84(5):1640–1665
- Jiang W, Tanner MA. 2008. Gibbs posterior for variable selection in high-dimensional classification and data mining. *The Annals of Statistics* 36(5):2207 – 2231
- Kass RE, Wasserman L. 1996. Comment on “Posterior predictive assessment of model fitness via realized discrepancies,” by Gelman, Meng and Stern. *Statistica Sinica* 6:774–779
- Kelly RP, Nott DJ, Frazier DT, Warne DJ, Drovandi C. 2023. Misspecification-robust sequential neural likelihood. *arXiv preprint arXiv:2301.13368*
- Kowal DR. 2022. Fast, optimal, and targeted predictions using parameterized decision analysis. *Journal of the American Statistical Association* 117(540):1875–1886
- Lewis J. 2012. Bayesian restricted likelihood methods. PhD Thesis, The OhioState University
- Lewis JR, MacEachern SN, Lee Y. 2021. Bayesian restricted likelihood methods: Conditioning on insufficient statistics in Bayesian regression (with discussion). *Bayesian Analysis* 16(4):1393 – 2854
- Lindley DV. 1968. The choice of variables in multiple regression. *Journal of the Royal Statistical Society: Series B* 30(1):31–53
- Liu F, Bayarri MJ, Berger JO. 2009. Modularization in Bayesian analysis, with emphasis on analysis of computer models. *Bayesian Analysis* 4(1):119–150
- Liu Y, Goudie RJB. 2022a. A general framework for cutting feedback within modularized Bayesian inference. *arXiv preprint: arXiv:2211.03274*
- Liu Y, Goudie RJB. 2022b. Stochastic approximation cut algorithm for inference in modularized Bayesian models. *Statistics and Computing* 32(7):1–15
- Lo AY. 1984. On a class of Bayesian nonparametric estimates: I. Density estimates. *The Annals of Statistics* 12(1):351 – 357
- Lunn D, Best N, Spiegelhalter D, Graham G, Neuenschwander B. 2009. Combining MCMC with ‘sequential’ PKPD modelling. *Journal of Pharmacokinetics and Pharmacodynamics* 36:19–38

- Lyddon SP, Holmes CC, Walker SG. 2019. General Bayesian updating and the loss-likelihood bootstrap. *Biometrika* 106(2):465–478
- Maechler M, Rousseeuw P, Croux C, Todorov V, Ruckstuhl A, et al. 2022. robustbase: Basic robust statistics R package version 0.95-0.
- Marin JM, Pillai NS, Robert CP, Rousseau J. 2014. Relevant statistics for Bayesian model choice. *Journal of the Royal Statistical Society: Series B (Statistical Methodology)* 76(5):833–859
- Martin GM, Frazier DT, Robert CP. 2023. Approximating Bayes in the 21st century. *Statistical Science* (To appear)
- McCandless L, Douglas I, Evans S, Smeeth L. 2010. Cutting feedback in Bayesian regression adjustment for the propensity score. *The International Journal of Biostatistics* 6:Article 16
- Miller JW, Dunson DB. 2019. Robust Bayesian inference via coarsening. *Journal of the American Statistical Association* 114(527):1113–1125
- Newton MA, Raftery AE. 1994. Approximate Bayesian Inference with the Weighted Likelihood Bootstrap. *Journal of the Royal Statistical Society: Series B (Methodological)* 56(1):3–26
- Nicholls GK, Lee JE, Wu CH, Carmona CU. 2022. Valid belief updates for prequentially additive loss functions arising in semi-modular inference. *arXiv preprint arXiv:2201.09706*
- Nott DJ, Leng C. 2010. Bayesian projection approaches to variable selection in generalized linear models. *Computational Statistics and Data Analysis* 54(12):3227–3241
- Nott DJ, Wang X, Evans M, Englert BG. 2020. Checking for prior-data conflict using prior-to-posterior divergences. *Statistical Science* 35(2):234–253
- O’Hagan A, Forster J. 2004. Kendall’s advanced theory of statistics: Volume 2b. Bayesian inference (second edition). Kendall’s Advanced Theory of Statistics. Arnold
- Papamakarios G, Sterratt D, Murray I. 2019. Sequential neural likelihood: fast likelihood-free inference with autoregressive flows, In *The 22nd International Conference on Artificial Intelligence and Statistics*, pp. 837–848, PMLR
- Peltola T. 2018. Local interpretable model-agnostic explanations of Bayesian predictive models via Kullback-Leibler projections. arXiv:1810.02678
- Phelps K. 1982. Use of the complementary log-log function to describe dose-response relationships in insecticide evaluation field trials, In *GLIM 82: Proceedings of the International Conference on Generalised Linear Models*, pp. 155–163, Springer
- Piironen J, Paasiniemi M, Vehtari A. 2020. Projective inference in high-dimensional problems: Prediction and feature selection. *Electronic Journal of Statistics* 14(1):2155 – 2197

- Piironen J, Vehtari A. 2016. Projection predictive model selection for Gaussian processes, In *2016 IEEE 26th International Workshop on Machine Learning for Signal Processing (MLSP)*, pp. 1–6
- Plummer M. 2015. Cuts in Bayesian graphical models. *Statistics and Computing* 25:37–43
- Pompe E. 2021. Introducing prior information in weighted likelihood bootstrap with applications to model misspecification. arXiv:2103.14445
- Pompe E, Jacob PE. 2021. Asymptotics of cut distributions and robust modular inference using posterior bootstrap. arXiv:2110.11149
- Presanis AM, Ohlssen D, Spiegelhalter DJ, Angelis DD. 2013. Conflict diagnostics in directed acyclic graphs, with applications in Bayesian evidence synthesis. *Statistical Science* 28:376–397
- Price LF, Drovandi CC, Lee A, Nott DJ. 2018. Bayesian synthetic likelihood. *Journal of Computational and Graphical Statistics* 27:1–11
- Puelz D, Hahn PR, Carvalho CM. 2017. Variable selection in seemingly unrelated regressions with random predictors. *Bayesian Analysis* 12(4):969 – 989
- Rubin DB. 1981. The Bayesian Bootstrap. *The Annals of Statistics* 9(1):130 – 134
- Saarela O, Belzile LR, Stephens DA. 2016. A Bayesian view of doubly robust causal inference. *Biometrika* 103(3):667–681
- Shawe-Taylor J, Williamson RC. 1997. A PAC analysis of a Bayesian estimator, In *Proceedings of the Tenth Annual Conference on Computational Learning Theory, COLT '97*, pp. 2–9, New York, NY, USA: Association for Computing Machinery
- Sisson S, Fan Y. 2018. ABC samplers. In *Handbook of Approximate Bayesian Computation*, eds. S Sisson, Y Fan, M Beaumont, chap. 4. Chapman and Hall/CRC, 87–123
- Sisson SA, Fan Y, Beaumont ME. 2018. Handbook of approximate Bayesian computation. Chapman and Hall/CRC, 1st ed.
- Stephens DA, Nobre WS, Moodie EEM, Schmidt AM. 2022. Causal inference under misspecification: Adjustment based on the propensity score. *Bayesian Analysis* (To appear)
- Thomas O, Dutta R, Corander J, Kaski S, Gutmann MU. 2022. Likelihood-free inference by ratio estimation. *Bayesian Analysis* 17(1):1–31
- Tibshirani R. 1996. Regression shrinkage and selection via the lasso. *Journal of the Royal Statistical Society: Series B* 58:267–288
- Tran M, Nott D, Leng C. 2012. The predictive lasso. *Statistics and Computing* 22:1069–1084
- Van der Vaart AW. 2000. Asymptotic statistics. Cambridge University Press

- Vehtari A, Gelman A, Gabry J. 2017. Practical Bayesian model evaluation using leave-one-out cross-validation and WAIC. *Statistics and Computing* 27:1413–1432
- Walker S, Gutiérrez-Peña E. 2007. Bayesian parametric inference in a nonparametric framework. *Test* 16:188–197
- Ward D, Cannon P, Beaumont M, Fasiolo M, Schmon SM. 2022. Robust neural posterior estimation and statistical model criticism, In *Advances in Neural Information Processing Systems* 35
- Watanabe S. 2013. A widely applicable Bayesian information criterion. *Journal of Machine Learning Research* 14(27):867–897
- Weinstein EN, Miller JW. 2023. Bayesian data selection. *Journal of Machine Learning Research* 24(23):1–72
- Wood SN. 2010. Statistical inference for noisy nonlinear ecological dynamic systems. *Nature* 466(7310):1102–1104
- Yu X, Nott DJ, Smith MS. 2023. Variational inference for cutting feedback in misspecified models. *Statistical Science* (To appear)
- Yuan A, Clarke BS. 1999. A minimally informative likelihood for decision analysis: Illustration and robustness. *The Canadian Journal of Statistics* 27(3):649–665
- Zhang T. 2006a. From ϵ -entropy to KL-entropy: Analysis of minimum information complexity density estimation. *The Annals of Statistics* 34(5):2180 – 2210
- Zhang T. 2006b. Information-theoretic upper and lower bounds for statistical estimation. *IEEE Transactions on Information Theory* 52(4):1307–1321
- Zigler CM, Watts K, Yeh RW, Wang Y, Coull BA, Dominici F. 2013. Model feedback in Bayesian propensity score estimation. *Biometrics* 69(1):263–273
- Zou H. 2006. The adaptive lasso and its oracle properties. *Journal of the American Statistical Association* 101(476):1418–1429
- Zou H, Hastie T. 2005. Regularization and variable selection via the elastic net. *Journal of the Royal Statistical Society: Series B (Statistical Methodology)* 67(2):301–320