

Superconducting-insulating quantum phase transition associated with valence change in compressed perovskite bismuth-oxides

Jinyu Han^{1,4*}, Xiangde Zhu^{2*}, Jianfeng Zhang^{1*}, Shu Cai³, Jing Guo¹, Yazhou Zhou¹,
Jinyu Zhao^{1,4}, Pengyu Wang^{1,4}, Lihua Wang⁵, Xiangjun Wei⁵, Sheng Jiang⁵, Ke Yang⁵,
Yu Gong⁶, Yanchun Li⁶, Xiaodong Li⁶, Lixin Cao¹, Mingliang Tian²,
Qi Wu¹, Tao Xiang^{1,4,7} and Liling Sun^{1,3,4,8†}

¹*Institute of Physics, Chinese Academy of Sciences, Beijing 100190, China*

²*High Magnetic Field Laboratory, Chinese Academy of Sciences, Hefei, Anhui 230031, China*

³*Center for High Pressure Science & Technology Advanced Research, 100094 Beijing, China*

⁴*University of Chinese Academy of Sciences, Beijing 100190, China*

⁵*Shanghai Synchrotron Radiation Facilities, Shanghai Institute of Applied Physics, Chinese Academy of Sciences, Shanghai 201204, China*

⁶*Institute of High Energy Physics, Chinese Academy of Science, Beijing 100049, China*

⁷*Beijing Academy of Quantum Information Sciences, Beijing 100193, China*

⁸*Songshan Lake Materials Laboratory, Dongguan, Guangdong 523808, China*

Searching for a universal trend by the same tuning method in different high-temperature superconductors with a similar crystal structure is a common strategy to find clues for a better understanding of the superconducting mechanism in a unified way. It is known that the hole-doped bismuth-oxide $\text{Ba}_{1-x}\text{K}_x\text{BiO}_3$ possesses a similar perovskite structure to that of the hole-doped copper-oxide (cuprate) superconductors but also holds a comparatively high superconducting transition temperature. In this study, we report the first observation of the pressure-induced quantum phase transition (QPT) from superconducting to insulating states in a series of $\text{Ba}_{1-x}\text{K}_x\text{BiO}_3$ single-crystal samples. A similar QPT has also been observed recently in the compressed cuprate superconductors¹. Significantly, we found that the QPT observed in $\text{Ba}_{1-x}\text{K}_x\text{BiO}_3$ is intriguingly associated with the valence change of the Bi ions in the material. These results lead us to propose that the pressure-induced valence change from Bi^{3+} to Bi^{5+} destroys the hole-doping effect on stabilizing the conductivity and corresponding superconductivity. By comparing the high-pressure behaviors observed in these two kinds of oxides, we identified another prominent feature shared by them - the more the hole-doping concentration, the higher the critical pressure required for driving the QPT.

Soon after the discovery of high-temperature superconductors in perovskite copper-oxides (cuprates)^{2,3}, another type of high-temperature perovskite superconductors was found in bismuth-oxide $\text{Ba}_{1-x}\text{K}_x\text{BiO}_3$, (bismuthates). Such a finding ignited a new excitement in the community⁴⁻⁶. Although they possess the same perovskite structure, the superconductivity in these materials develops from different ordered states upon hole doping. The superconductivity in cuprates emerges in the proximity of an antiferromagnetic (AFM) ordered state⁷, while the superconductivity in bismuthates appears near a charge-density-wave (CDW) ordered state⁸⁻¹⁰. It suggests that the suppressed ordered state of the AFM or the CDW is closely associated with the emergence of superconductivity in these superconductors. In the past few decades, many experimental works on the perovskite cuprates and bismuthates have been reported⁸⁻²³. However, understanding their high-temperature superconductivity in a unified way still stands as a grand challenge due to the seemingly diversified underlying physics of electron correlations, which fundamentally determines the mechanism of the high-temperature superconductivity^{24,25}. Therefore, searching for the universal trends through the same tuning method to investigate the different types of high- T_c superconducting oxides with a similar crystal structure is expected to be a crucial step toward a better understanding on their universal mechanism of superconductivity.

Pressure is an effective method to tune superconductivity beyond chemical doping, because it can dramatically manipulate the crystal and corresponding electronic structures by compressing the lattice without adding the complexity of chemistry. As a result, it has been widely adopted as an independent control parameter in the studies on

superconductivity. The pressure-induced variations of the superconducting transition temperature (T_c) have been observed in many of the layered-perovskite cuprates²⁶⁻³³. Intriguingly, a pressure-induced quantum phase transition from a superconducting state to an insulating-like state was found recently in cuprate superconductors¹, which presents universally in the samples - regardless of doping levels and numbers of the copper-oxide plane in a unit cell. These experimental results renewed the traditional knowledge that applying pressure usually enhances the bandwidth and makes the material more metallic³⁴. The central questions for this surprising phenomenon are: What is the intrinsic root of driving such a QPT from a superconducting to an insulating-like state, and what is the determining factor in stabilizing high- T_c superconductivity? In this study, we performed the combined measurements of high-pressure transport, x-ray diffraction and absorption for the perovskite bismuthate $\text{Ba}_{1-x}\text{K}_x\text{BiO}_3$, hoping to reveal some possible common physics of these two hole-doped superconducting perovskite oxides.

The single crystals were grown by a modified electrochemical method [see Supplementary Information - SI]. The single crystal diffraction measurements on one of our superconducting samples, $\text{Ba}_{0.6}\text{K}_{0.4}\text{BiO}_3$, indicate that it crystallizes in a cubic unit cell at room temperature with lattice parameters $a = 4.340 \text{ \AA}$ and space group $\text{Pm}\bar{3}\text{m}$ (No.221), as shown in Fig.1a-1d. The diffraction spots for the $(0kl)$, $(h0l)$ and $(hk0)$ zones demonstrate that the sample is of high quality. Since $\text{Ba}_{1-x}\text{K}_x\text{BiO}_3$ is sensitive to air and moisture, we loaded each of the samples into diamond anvil cell (DAC) in a glovebox, then took the DAC from the glovebox and then performed high-pressure

resistance measurements.

As shown in Fig.1e, the plot of resistance versus temperature measured at 1.2 GPa shows a sudden drop at ~ 31 K and subsequently reaches zero resistance. Applying a magnetic field, the drop shifts to the lower temperature, signaling a superconducting transition. The superconducting transition was confirmed by the measurements of the magnetic moment in zero-field cooling (ZFC) and field-cooling (FC) modes, which show diamagnetic throws at ~ 31 K (Fig.1f). These results are in accordance with the results reported previously³⁵⁻³⁸.

Next, we conducted the high-pressure resistance measurements on the superconducting $\text{Ba}_{1-x}\text{K}_x\text{BiO}_3$ samples with different doping concentrations. Figure 2 shows the results of resistance versus temperature obtained at different pressures for the $x=0.4$ sample with $T_c = 31$ K (Fig.2a), the $x=0.43$ sample with $T_c = 28.5$ K (Fig. 2b), the $x=0.52$ sample with $T_c = 18.1$ K (Fig.2c) and the $x=0.58$ sample with $T_c = 14.1$ K (Fig.2d). It is found that these samples exhibit the same high-pressure behavior: T_c displays slight variation up to the first critical pressure (P_{c1}) and then exhibits a monotonous decrease with increasing pressure until the second critical pressure (P_{c2}) where the superconducting state is fully suppressed, and subsequently an insulating state appears. We repeated the measurements on new samples and found that the results were reproducible (see SI).

The pressure- T_c phase diagrams for the measured samples with different doping concentrations are summarized in Fig.3a, which is established based on T_c versus pressure for each of the samples (Fig.3b-3e). It is seen that more doping reinforces the

decrease of the T_c value, until a universal quantum phase transition from a superconducting (SC) state to an insulating (I) state. Intriguingly, it can be seen that the higher the doping concentration, the higher the critical pressure required for driving the QPT (Fig. 3f).

It is generally believed that the emergence of the QPT in materials is associated with the change in crystal and electronic structures. We performed high-pressure synchrotron X-ray diffraction measurements at 300 K for the $x=0.4$ sample at beamline 4W2 at the Beijing Synchrotron Radiation Facility to clarify the possible microscopic origin. No structural phase transition is found in the pressure range up to 37.4 GPa (see SI), confirming that the observed QPT in $\text{Ba}_{1-x}\text{K}_x\text{BiO}_3$ is not associated with any pressure-induced structural phase transition. Furthermore, we note that, although the declining rate of the lattice parameter a varies slightly in the pressure range covering the entire superconducting regime, the response of T_c to pressure displays a drastic change (Fig. 4 a and 4b), *i.e.*, T_c exhibits slight variation below P_{c1} , while in the range between P_{c1} and P_{c2} displays a monotonous decrease, where the lattice constant dependence of pressure shows a slower decreasing tendency. Interestingly, the robust superconductivity below P_{c1} in the compressed bismuthate superconductors is entirely different from what is seen in the copper oxide superconductors, whose T_c is sensitive to the applied pressure³⁹. Such an unusual superconducting behavior observed in the compressed bismuthate superconductors has been only found in some elemental and alloy superconductors⁴⁰⁻⁴². This is the first time to discover the T_c ‘plateau’ in pressurized high-temperature superconductors, the underlying physics of which calls

for further investigations. In order to focus on the QPT, a key theme of this study, we will report our investigation on the exotic T_c ‘plateau’ in a separated paper⁴³.

To understand the observed phenomenon, we plotted the pressure dependence of resistance ($R/R_{1.2 \text{ GPa}}$) that was measured just above the superconducting transition temperature in Fig.4c. We found that $R/R_{1.2 \text{ GPa}}$ began to increase at the pressure above P_{c1} , where T_c starts to decrease (Fig.4a). Upon further compression, the resistance rises rapidly (inset of Fig.4c), in the meantime, T_c declines dramatically. This suggests that the insulating phase starts at P_{c1} , and then gets more and more prevailed by elevated pressure between P_{c1} and P_{c2} . When pressure is close to P_{c2} , superconducting puddles immerse in an insulating background, giving rise to a weak link superconductivity. Our measurements of the superconducting transition under different magnetic fields support the existence of such a weak link superconductivity. Furthermore, we found that the sample subjected to a pressure between P_{c1} and P_{c2} loses its zero-resistance state, and its onset T_c can be destroyed by a relatively small magnetic field (see SI).

To investigate the origin of the QPT found in the bismuthate superconductors, we conducted high-pressure X-ray absorption measurements for the $x=0.4$ and 0.52 samples at beamlines of Dynamic and 15U at Shanghai Synchrotron Radiation Facilities, respectively. Representative L_{III} -edge X-ray absorption spectra of the two samples collected at different pressures can be found in SI. The ambient-pressure result indicates that the two $\text{Ba}_{1-x}\text{K}_x\text{BiO}_3$ samples bear a mixed valence state, in good agreement with the results reported⁴⁴⁻⁴⁶. To show the pressure-induced T_c change with the evolution of the mean valence (v) of Bi ions in $\text{Ba}_{1-x}\text{K}_x\text{BiO}_3$, we extracted pressure

dependence of ν for the $x=0.4$ sample (Fig.4d). It is found that ν increases monotonously from 3.8^+ at ambient pressure to 5^+ at $\sim P_{c2}$, where the superconducting-insulating transition takes place. Further increasing pressure up to 41.7 GPa, the value of ν maintains at 5^+ . Similar results are also observed in the $x=0.52$ sample (see SI). Considering the unsteady nature of the perovskite crystal structure of the $\text{Ba}_{1-x}\text{K}_x\text{BiO}_3$ superconductors, we propose that the transformation from a mixed valence state to a single-valence state of Bi ions is associated with the superconducting-insulating transition. Thus, a possible root for the transition could be suggested that applying pressure distorts the Bi-O bond and thus imposes the electron configuration of the Bi ions from $\text{Bi}^{+3}(5d^{10}6s^26p^0)$ to $\text{Bi}^{+5}(5d^{10}6s^06p^0)$ ⁴⁷⁻⁴⁹. It is noted that, when Bi^{+3} ions no longer exist in the sample, the system is compelled to enter an anomalous insulating state, instead of a conductor, as predicted by the band structure theory⁸. This implies that the electronic state of Bi^{+3} plays a vital role in stabilizing superconductivity. The deep-inside physics of the pressure-induced insulating state calls for further investigations.

The observed quantum criticality phenomenon in the compressed $\text{Ba}_{1-x}\text{K}_x\text{BiO}_3$ superconductors is similar to what is seen in the compressed cuprate superconductors¹. This high-pressure phenomenon found in both hole-doped copper- and bismuth-oxide perovskite superconductors is highly unusual, renovating our knowledge about the high- T_c superconductors that they ought to turn a metallic state after the superconductivity is fully suppressed³⁴. Our results indicate that the hole-doping effect on these superconducting materials is damaged by applying pressure. Moreover, an

important commonality is also revealed from the high-pressure behavior of these two types of superconducting oxides - the heavier the hole doping, the higher the pressure required to peter out the hole-doping effect on stabilizing the superconductivity and finally realize the QCT. However, the QPT found in these two superconducting oxides may have different origins. One of the possible scenarios for the observed QPT is proposed here. For cuprates, the pressure may compel the electrons from sites of the apical oxygen to move to the oxygen sites in the superconducting CuO_2 plane of cuprates⁷, as a result of occupying the hole sites in the plane. The pressure-induced ‘traffic re-jam’ of electrons makes the material to be insulated again¹⁶. While for the bismuthates, the pressure-induced valence skipping possibly counteracts the doping effect on stabilizing the superconductivity, finally expediting the system to enter the insulating state.

In order to check our proposed scenario, we performed pressure-releasing experiments on the compressed $\text{Ba}_{0.57}\text{K}_{0.43}\text{BiO}_3$ sample. We found that the compressed sample in the insulating state recovered to its superconducting state, initially at 13.7 GPa, and reached a zero-resistance state at 5.4 GPa [see SI]. More significantly, we found that releasing the pressure makes the mean valence of Bi ions recovered from 5^+ where the sample is in an insulating state to 3.8^+ where the sample is in a superconducting state (Fig. 4d). The phenomenon of the reversible superconductivity is like what is found in the perovskite cuprate superconductors¹, indicating that the pressure-induced insulating state in both of the oxides is metastable. These results further support our explanation for the microscopic physics of the superconducting-

insulating transition: the pressure-induced valence skipping from Bi^{+3} to Bi^{+5} is the fundamental root of realizing the superconducting-insulating transition in $\text{Ba}_{1-x}\text{K}_x\text{BiO}_3$. The consequence of decompression releases the pressure-induced metastable distortion of the Bi-O bond⁵⁰ and thus allows the insulating state to return to the superconducting state.

The universal high-pressure behavior about the QPT and their peculiarities found in these two types of perovskite superconducting oxides highlight that the high- T_c superconductivity of the perovskite superconductor are generally driven by the interplays among the unstable lattice, orbital, spin, and charge degrees of freedom in the superconducting ground state. As no detailed information in available literature could appropriately explain the observed high-pressure behaviors found in these hole-doped perovskite superconducting oxides in a unified way, it deserves further investigations with other advanced experimental probes and sophisticated theoretical studies.

These authors with star (*) contributed equally to this work.

Correspondence and requests for materials should be addressed to L.S.
(llsun@iphy.ac.cn)

References

1. Zhou, Y., Guo, J., Cai, S., Zhao, J., Gu, G., Lin, C.. et al. Quantum phase transition from superconducting to insulating-like state in a pressurized cuprate superconductor. *Nat. Phys.* **18**, 406-410 (2022).

2. Bednorz, J. G., Müller, K. A. Possible high T_c superconductivity in the Ba-La-Cu-O system. *Z. Phys. B* **64**, 189-193 (1986).
3. Wu, M. K., Ashburn, J. R., Torng, C. J., Hor, P. H., Meng, R. L., Gao, L. et al. Superconductivity at 93 K in a new mixed-phase Yb-Ba-Cu-O compound system at ambient pressure. *Phys. Rev. Lett.* **58**, 908-910 (1987).
4. Cava, R. J., Batlogg, B., Krajewski, J. J., Farrow, R., Rupp, L. W., White, A. E. et al. Superconductivity near 30 K without copper: the $\text{Ba}_{0.6}\text{K}_{0.4}\text{BiO}_3$ perovskite. *Nature* **332**, 814-816 (1988).
5. Hinks, D. G., Richards, D. R., Dabrowski, B., Marx, D. T., Mitchell, A. W. The oxygen isotope effect in $\text{Ba}_{0.625}\text{K}_{0.375}\text{BiO}_3$. *Nature* **335**, 419-421 (1988).
6. Schneemeyer, L. F., Thomas, J. K., Siegrist, T., Batlogg, B., Rupp, L. W., Opila, R. L. et al. Growth and structural characterization of superconducting $\text{Ba}_{1-x}\text{K}_x\text{BiO}_3$ single crystals. *Nature* **335**, 421-423 (1988).
7. Keimer, B., Kivelson, S. A., Norman, M. R., Uchida, S., Zaanen, J. From quantum matter to high-temperature superconductivity in copper oxides. *Nature* **518**, 179-186 (2015).
8. Sleight, A. W. Bismuthates: BaBiO_3 and related superconducting phases. *Physica C Supercond.* **514**, 152-165 (2015).
9. Foyevtsova, K., Khazraie, A., Elfimov, I., Sawatzky, G. A. Hybridization effects and bond disproportionation in the bismuth perovskites. *Phys. Rev. B* **91** (2015).
10. Plumb, N. C., Gawryluk, D. J., Wang, Y., Ristic, Z., Park, J., Lv, B. Q. et al. Momentum-Resolved Electronic Structure of the High- T_c Superconductor Parent Compound BaBiO_3 . *Phys. Rev. Lett.* **117**, 037002 (2016).
11. Varma, C. M., Littlewood, P. B., Schmitt-Rink, S., Abrahams, E., Ruckenstein, A. E. Phenomenology of the normal state of Cu-O high-temperature superconductors. *Phys. Rev. Lett.* **63**, 1996-1999 (1989).
12. Dagotto, E. Correlated electrons in high-temperature superconductors. *Rev. Mod. Phys.* **66**, 763-840 (1994).
13. Norman, M. R., Pépin, C. The electronic nature of high temperature cuprate superconductors. *Reports on Progress in Physics* **66**, 1547-1610 (2003).
14. Coleman, P., Schofield, A. J. Quantum criticality. *Nature* **433**, 226-229 (2005).

15. Chu, C. W., Deng, L. Z., Lv, B. Hole-doped cuprate high temperature superconductors. *Physica C Supercond.* **514**, 290-313 (2015).
16. Zaanen, J. Condensed-matter physics: Superconducting electrons go missing. *Nature* **536**, 282-283 (2016).
17. Vishik, I. M. Photoemission perspective on pseudogap, superconducting fluctuations, and charge order in cuprates: a review of recent progress. *Rep. Prog. Phys.* **81**, 062501 (2018).
18. Proust, C., Taillefer, L. The Remarkable Underlying Ground States of Cuprate Superconductors. *Annu. Rev. Condens. Matter Phys.* **10**, 409-429 (2019).
19. Greene, R. L., Mandal, P. R., Poniatowski, N. R., Sarkar, T. The Strange Metal State of the Electron-Doped Cuprates. *Annu. Rev. Condens. Matter Phys.* **11**, 213-229 (2020).
20. Takahashi, H., Mōri, N., Nagata, Y., Nakamura, S., Uchida, T., Akimitsu, J. et al. High pressure study on the superconducting transition temperature and Hall coefficient of $\text{Ba}_{1-x}\text{K}_x\text{BiO}_3$ up to 8 GPa. *Physica C Supercond.* **210**, 485-488 (1993).
21. Hellman, E. S., Hartford, E. H., Jr. Normal-state resistivity and Hall effect in $\text{Ba}_{1-x}\text{K}_x\text{BiO}_3$ epitaxial films. *Phys. Rev. B* **47**, 11346-11353 (1993).
22. Kim, M., McNally, G. M., Kim, H. H., Oudah, M., Gibbs, A. S., Manuel, P. et al. Superconductivity in $(\text{Ba},\text{K})\text{SbO}_3$. *Nat. Mater* **21**, 627-633 (2022).
23. Nagata, Y., Mishiro, A., Uchida, T., Ohtsuka, M., Samata, H. Normal-state transport properties of $\text{Ba}_{1-x}\text{K}_x\text{BiO}_3$ crystals. *J. Phys. Chem. Sol.* **60**, 1933-1942 (1999).
24. Phillips, P. W., Hussey, N. E., Abbamonte, P. Stranger than metals. *Science* **377**, eabh4273 (2022).
25. Singh, N. Is the problem of Cuprate high- T_c superconductivity a solved problem? Preprint at <https://arxiv.org/abs/2211.00400> (2022).
26. Wijngaarden, R. J., Scholtz, J. J., van Eenige, E. N., Heeck, K., Griessen, R. Pressure dependence of high- T_c superconductors. *High Pressure Res.* **10**, 479-485 (1992).
27. Scholtz, J. J., van Eenige, E. N., Wijngaarden, R. J., Griessen, R. Pressure dependence of T_c and H_{c2} of $\text{YBa}_2\text{Cu}_4\text{O}_8$. *Phys. Rev. B* **45**, 3077-3082 (1992).

28. Nunez-Regueiro, M., Tholence, J. L., Antipov, E. V., Capponi, J. J., Marezio, M. Pressure-induced enhancement of T_c above 150 K in Hg-1223. *Science* **262**, 97-99 (1993).
29. Chu, C. W., Gao, L., Chen, F., Huang, Z. J., Meng, R. L., Xue, Y. Y. Superconductivity above 150 K in $\text{HgBa}_2\text{Ca}_2\text{Cu}_3\text{O}_{8+\delta}$ at high pressures. *Nature* **365**, 323-325 (1993).
30. Gao, L., Xue, Y. Y., Chen, F., Xiong, Q., Meng, R. L., Ramirez, D. et al. Superconductivity up to 164 K in $\text{HgBa}_2\text{Ca}_{m-1}\text{Cu}_m\text{O}_{2m+2+\delta}$ ($m=1, 2$, and 3) under quasihydrostatic pressures. *Phys. Rev. B* **50**, 4260-4263 (1994).
31. Chen, X. J., Struzhkin, V. V., Yu, Y., Goncharov, A. F., Lin, C. T., Mao, H. K. et al. Enhancement of superconductivity by pressure-driven competition in electronic order. *Nature* **466**, 950-953 (2010).
32. Deng, L., Zheng, Y., Wu, Z., Huyan, S., Wu, H. C., Nie, Y. et al. Higher superconducting transition temperature by breaking the universal pressure relation. *Proc. Natl. Acad. Sci. USA* **116**, 2004-2008 (2019).
33. Guo, J., Zhou, Y., Huang, C., Cai, S., Sheng, Y., Gu, G. et al. Crossover from two-dimensional to three-dimensional superconducting states in bismuth-based cuprate superconductor. *Nat. Phys.* **16**, 295-300 (2019).
34. Imada, M., Fujimori, A., Tokura, Y. Metal-insulator transitions. *Rev. Mod. Phys.* **70**, 1039-1263 (1998).
35. Nagata, Y., Suzuki, N., Uchida, T., Mosley, W. D., Klavins, P., Shelton, R. N. Electrical resistivity of single crystal $\text{Ba}_{1-x}\text{K}_x\text{BiO}_3$. *Physica C Supercond.* **195**, 195-198 (1992).
36. Pei, S., Jorgensen, J. D., Dabrowski, B., Hinks, D. G., Richards, D. R., Mitchell, A. W. et al. Structural phase diagram of the $\text{Ba}_{1-x}\text{K}_x\text{BiO}_3$ system. *Phys. Rev. B* **41**, 4126-4141 (1990).
37. Huang, Z. J., Fang, H. H., Xue, Y. Y., Hor, P. H., Chu, C. W., Norton, M. L. et al. Study of the magnetic properties of single-crystal $\text{Ba}_{0.6}\text{K}_{0.4}\text{BiO}_3$. *Physica C Supercond.* **180**, 331-336 (1991).
38. Tao, J., Deng, Q., Yang, H., Wang, Z., Zhu, X., Wen, H.-H. Magnetization relaxation, critical current density, and vortex dynamics in a $\text{Ba}_{0.66}\text{K}_{0.32}\text{BiO}_{3+\delta}$ single crystal. *Phys. Rev. B* **91** (2015).

39. S. Schilling, J. What High Pressure Studies Have Taught us About High-Temperature Superconductivity. *Frontiers of High Pressure Research II: Application of High Pressure to Low-Dimensional Novel Electronic Materials*, 2001, pp 345-360.
40. Guo, J., Wang, H., von Rohr, F., Wang, Z., Cai, S., Zhou, Y.. et al. Robust zero resistance in a superconducting high-entropy alloy at pressures up to 190 GPa. *Proc. Natl. Acad. Sci. USA* **114**, 13144-13147 (2017).
41. Sun, L., Cava, R. J. High-entropy alloy superconductors: Status, opportunities, and challenges. *Phys. Rev. Mater* **3** (2019).
42. Guo, J., Lin, G., Cai, S., Xi, C., Zhang, C., Sun, W.. et al. Record-High Superconductivity in Niobium-Titanium Alloy. *Adv. Mater* **31**, e1807240 (2019).
43. Han, J. et al. Studies on T_c 'plateau' in compressed $Ba_{1-x}K_xBiO_3$ by transport measurements, in parepairation.
44. Hase, I., Yanagisawa, T. Valence skip behavior in $BaBiO_3$ and TlS. *Physica C Supercond.* **468**, 1129-1131 (2008).
45. Mizoguchi, H., Hosono, H., Kawazoe, H., Yasukawa, M., Fujitsu, S., Fukumi, K. Valence states of bismuth in new mixed-valence oxides: $Bi_{1-x}Y_xO_{1.5+\delta}$ ($x = 0.4$) by XANES. *Mater. Res. Bull.* **34**, 373-379 (1999).
46. Salem-Sugui, S., Jr., Alp, E. E., Mini, S. M., Ramanathan, M., Campuzano, J. C., Jennings, G.. et al. Determination of the local structure in $Ba_{1-x}K_xBiO_3$ by x-ray-absorption spectroscopy. *Phys. Rev. B* **43**, 5511-5515 (1991).
47. Sleight, A. W., Gillson, J. L., Bierstedt, P. E. High-temperature superconductivity in the $BaPb_{1-x}Bi_xO_3$ systems. *Solid State Commun.* **17**, 27-28 (1975).
48. Hashimoto, T., Kawazoe, H., Shimamura, H. Effects of substitution of Bi with Pb in $BaBi_{1-x}Pb_xO_3$ on crystal structure and conduction behavior. *Physica C Supercond.* **223**, 131-139 (1994).
49. Mizoguchi, H., Ueda, K., Kawazoe, H., Hosono, H., Omata, T., Fujitsu, S. New mixed-valence oxides of bismuth: $Bi_{1-x}Y_xO_{1.5+\delta}$ ($x=0.4$). *J. Mater. Chem.* **7**, 943-946 (1997).
50. Smolyanyuk, A., Franchini, C., Boeri, L. Ab initio study of $ABiO_3$ (A=Ba, Sr, Ca) under high pressure. *Phys. Rev. B* **98**, 115158 (2018).

These authors with star (*) contributed equally to this work.

Correspondence and requests for materials should be addressed to L.S.

(llsun@iphy.ac.cn)

Acknowledgements

We thank Prof. J. Zaanen for helpful discussions on this work. The work was supported by the National Key Research and Development Program of China (Grant No. 2021YFA1401800 and 2022YFA1403900), the NSF of China (Grant Numbers Grants No. U2032214, 12104487, 12122414 and 12004419) and the Strategic Priority Research Program (B) of the Chinese Academy of Sciences (Grant No. XDB25000000). J. G. and S.C. are grateful for supports from the Youth Innovation Promotion Association of the CAS (2019008) and the China Postdoctoral Science Foundation (E0BK111).

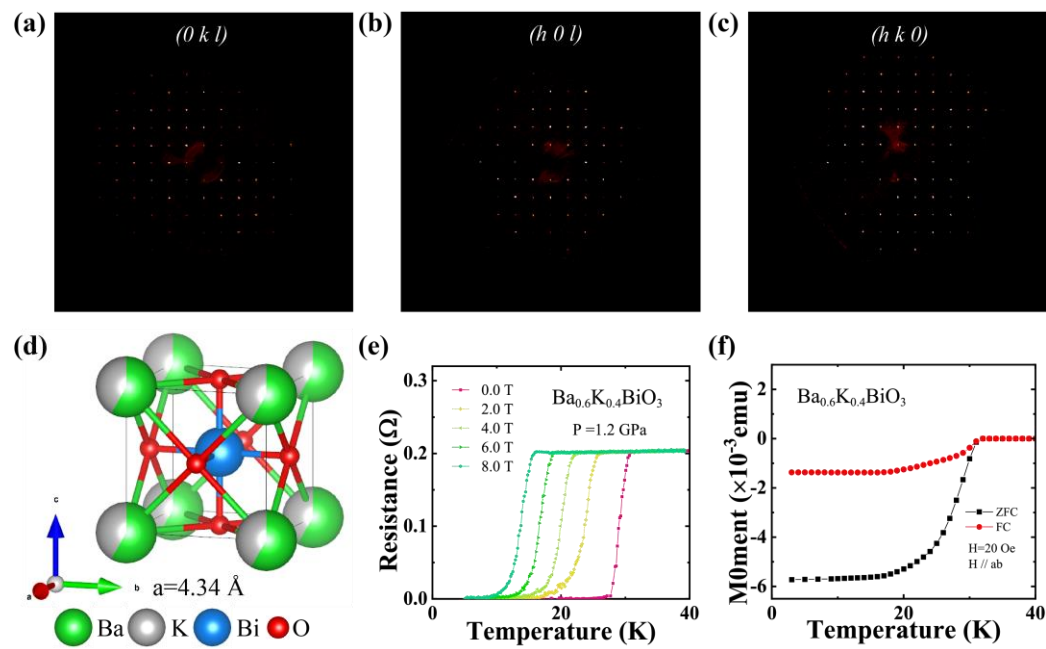


Figure 1 Structure characterization and transport measurements on the perovskite superconducting $\text{Ba}_{0.6}\text{K}_{0.4}\text{BiO}_3$. (a)-(c) The single crystal x-ray diffraction patterns for the $(0kl)$, $(h0l)$ and $(hk0)$ zones of the sample, respectively, measured at 300 K. (d) Schematic crystal structure of the sample, describing the refined crystal structure with a cubic unit cell. (e) Resistance as a function of temperature at 1.2 GPa under different magnetic fields. (f) Magnetic moment versus temperature in both field-cooled (FC) and zero-field-cooled (ZFC) modes at ambient pressure.

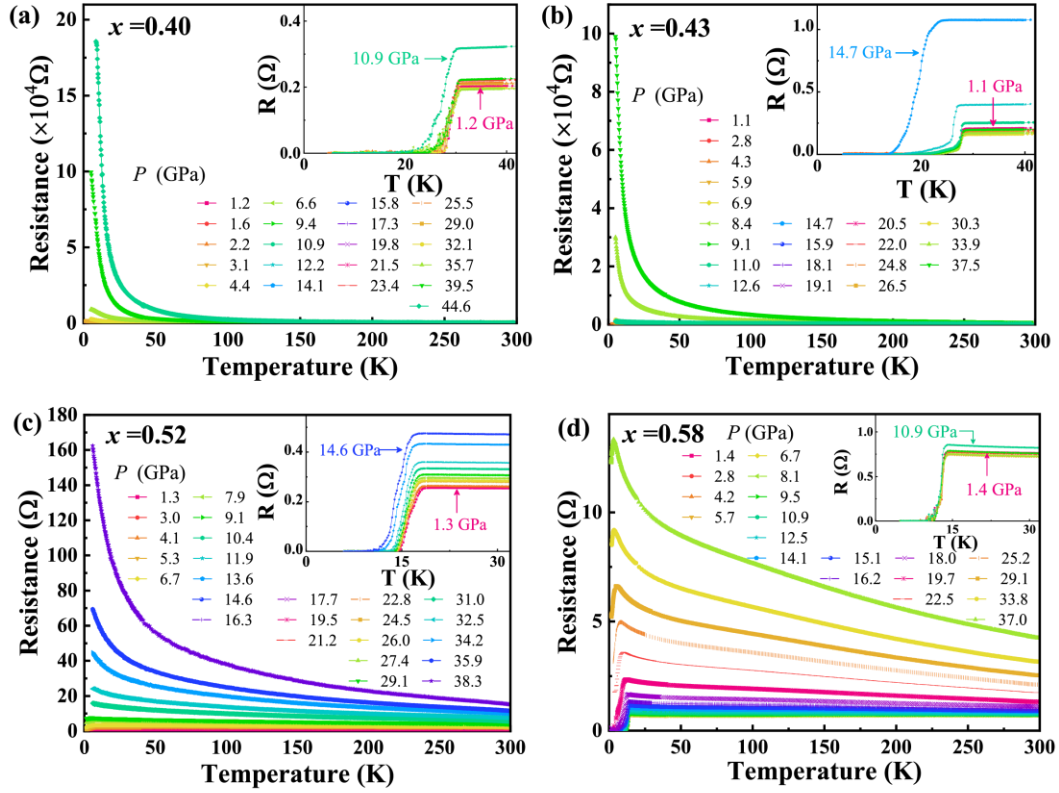


Figure 2 Temperature dependence of resistance for $\text{Ba}_{1-x}\text{K}_x\text{BiO}_3$ at different pressures. Plots of resistance versus temperature for the $x=0.4$ sample measured in the pressure range 1.2 - 44.6 GPa (a), for the $x=0.43$ sample measured in the pressure range 1.1 - 37.5 GPa (b), for the $x=0.52$ sample measured in the pressure range 1.3 - 38.3 GPa (c) and for the $x=0.58$ sample measured in the pressure range 1.4 - 37.0 GPa (d). All samples exhibit the same behavior - an insulating-like state appears above a critical pressure. The inset of each figure displays an enlarged view of the resistance in the lower-temperature regime.

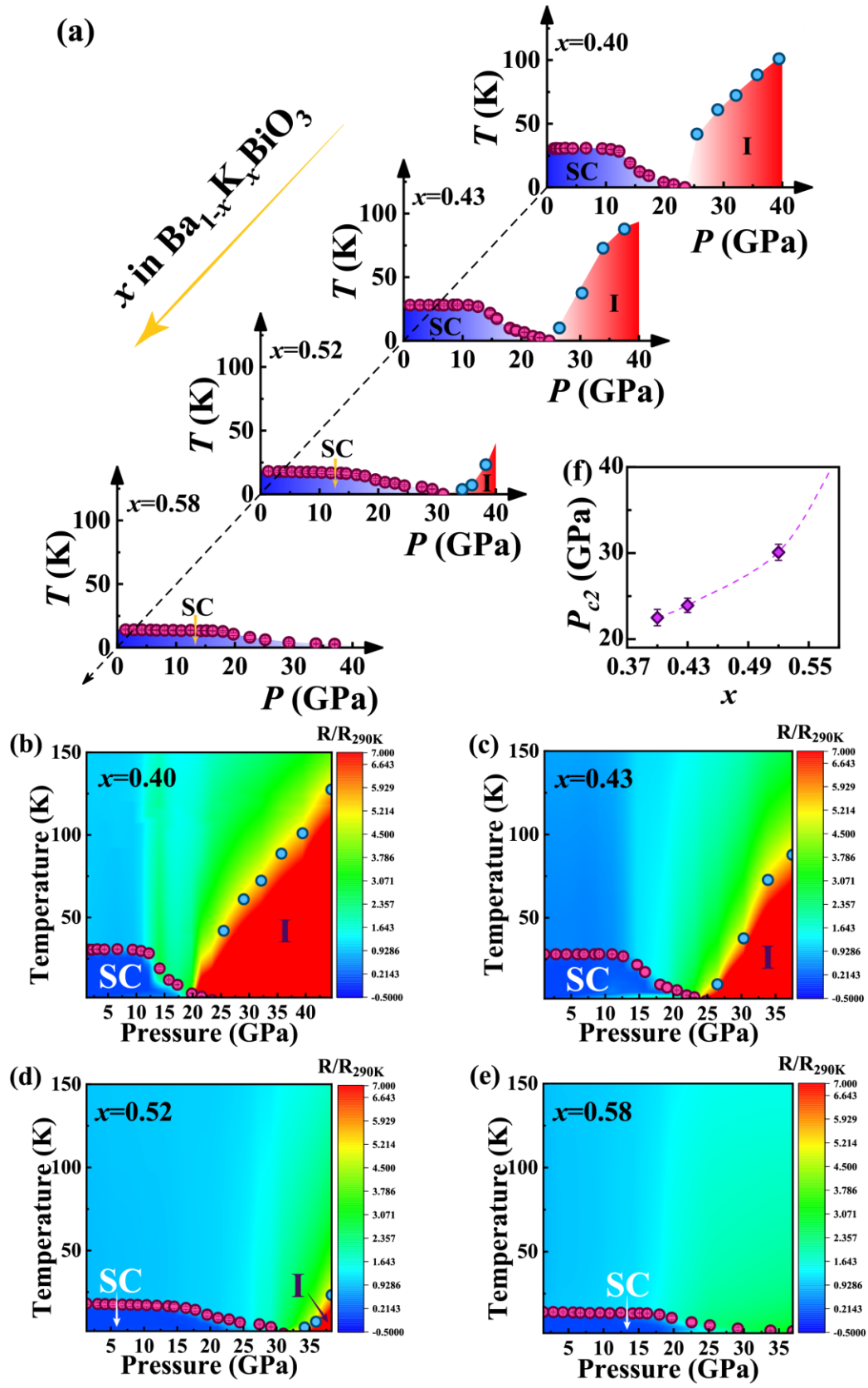


Figure 3 Pressure - Temperature phase diagrams for $\text{Ba}_{1-x}\text{K}_x\text{BiO}_3$ superconductors with different doping concentrations. (a) Pressure dependences of superconducting and insulating transition temperature for the $x= 0.4, 0.43, 0.52$ and 0.58 samples, showing that the $x= 0.4, 0.43, 0.52$ samples undergo a universal quantum phase transition from a superconducting state to an insulating-like state. The temperatures of the superconducting and insulating transition were determined by the same method described in Ref. [1]. The acronym SC and I stand for the superconducting state and insulating state, respectively. For the $x= 0.58$ sample, the superconducting-insulating transition seems to require a higher pressure. (b-e) The mapping information of temperature- and pressure-dependent resistance (see the color scale) for the samples, together with the phase diagrams established by the experimental results. (f) Plot of doping concentration (x) versus P_{c2} .

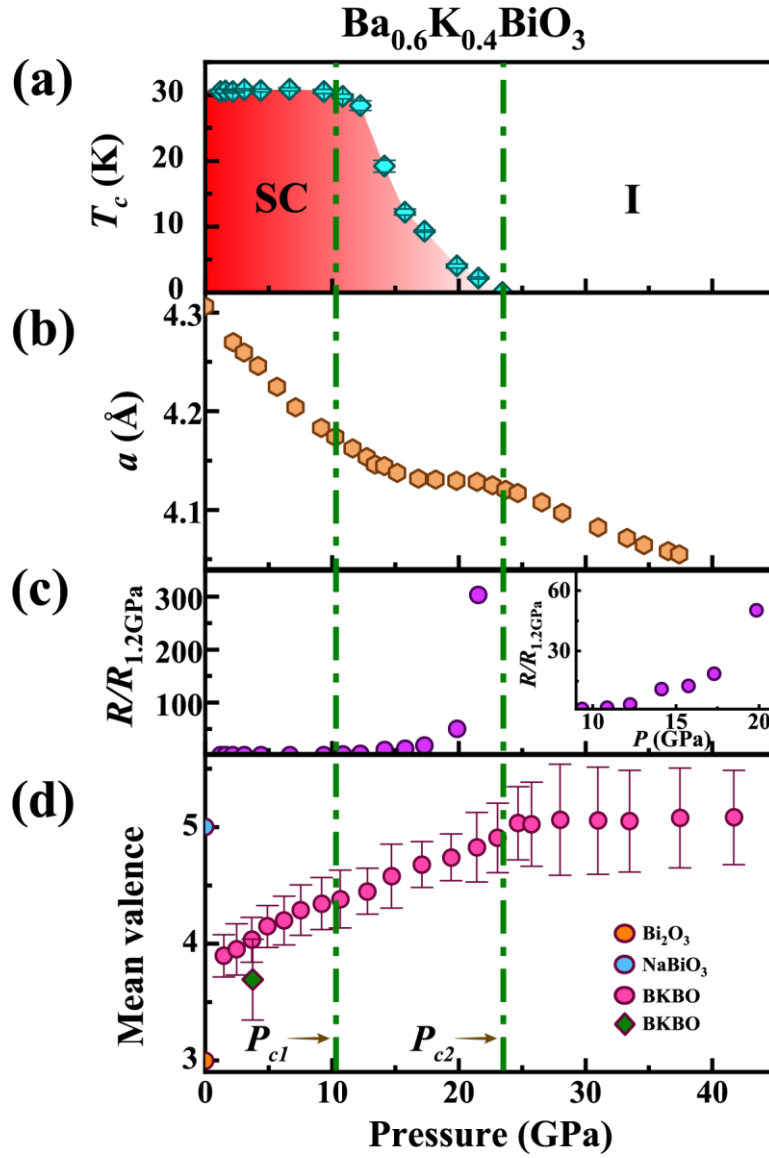


Figure 4 Pressure dependence of superconducting transition temperature (T_c), lattice parameter (a), $R/R_{1.2\text{GPa}}$ and mean valence (v) for the Ba_{0.6}K_{0.4}BiO₃ sample.

(a) Pressure- T_c phase diagram, showing the three regions: T_c presents little variation below P_{c1} (left), monotonous decrease below P_{c2} (middle), the insulating state appeared at pressure above P_{c2} (right). (b) Plot of lattice parameter a versus pressure. (c) Normalized resistance ($R/R_{1.2\text{GPa}}$) as a function of pressure. (d) Pressure dependence of mean valence (v) of Bi ions in Ba_{0.6}K_{0.4}BiO₃. The pink circles are the data measured upon increasing pressure, the green diamond is the data measured at releasing pressure

about 3.7 GPa, demonstrating that the valence returns from Bi^{5+} to $\text{Bi}^{+3.8}$ that is in good agreement with the superconductivity recovery observed. The orange and blue solids are the mean valence of the reference material Bi_2O_3 and NaBiO_3 , which is employed to identify the peak position of Bi^{+3} and Bi^{5+} of the measured sample, respectively.