

Knowledge Soft Integration for Multimodal Recommendation

Kai Ouyang*
Tsinghua University
China
oyk20@mails.tsinghua.edu.cn

Chen Tang*
Tsinghua University
China
tc20@mails.tsinghua.edu.cn

Wenhao Zheng
Shopee Inc.
Shenzhen, China
zhengwh_nju@foxmail.com

Xiangjin Xie
Tsinghua University
China
xxj20@mails.tsinghua.edu.cn

Xuanji Xiao
Shopee Inc.
Shenzhen, China
charles.xiao@shopee.com

Jian Dong
Shopee Inc.
Shenzhen, China
jian.dong@shopee.com

Hai-Tao Zheng[†]
Tsinghua University
China
zheng.haitao@sz.tsinghua.edu.cn

Zhi Wang
Tsinghua University
China
wangzhi@sz.tsinghua.edu.cn

ABSTRACT

One of the main challenges in modern recommendation systems is how to effectively utilize multimodal content to achieve more personalized recommendations. Despite various proposed solutions, most of them overlook the mismatch between the knowledge gained from independent feature extraction processes and downstream recommendation tasks. Specifically, multimodal feature extraction processes do not incorporate prior knowledge relevant to recommendation tasks, while recommendation tasks often directly use these multimodal features as side information. This mismatch can lead to model fitting biases and performance degradation, which this paper refers to as the *curse of knowledge* problem. To address this issue, we propose using knowledge soft integration to balance the utilization of multimodal features and the curse of knowledge problem it brings about. To achieve this, we put forward a Knowledge Soft Integration framework for the multimodal recommendation, abbreviated as **KSI**, which is composed of the Structure Efficiently Injection (SEI) module and the Semantic Soft Integration (SSI) module. In the SEI module, we model the modality correlation between items using Refined Graph Neural Network (RGNN), and introduce a regularization term to reduce the redundancy of user/item representations. In the SSI module, we design a self-supervised retrieval task to further indirectly integrate the semantic knowledge of multimodal features, and enhance the semantic discrimination of item representations. Extensive experiments on three benchmark datasets demonstrate the superiority of KSI and validate the effectiveness of its two modules.

*Both authors contributed equally to this research.

[†]Corresponding author.

Permission to make digital or hard copies of all or part of this work for personal or classroom use is granted without fee provided that copies are not made or distributed for profit or commercial advantage and that copies bear this notice and the full citation on the first page. Copyrights for components of this work owned by others than ACM must be honored. Abstracting with credit is permitted. To copy otherwise, or republish, to post on servers or to redistribute to lists, requires prior specific permission and/or a fee. Request permissions from [permissions@acm.org](https://permissions.acm.org).

Conference acronym 'XX, June 03–05, 2018, Woodstock, NY

© 2018 Association for Computing Machinery.
ACM ISBN 978-1-4503-XXXX-X/18/06...\$15.00
<https://doi.org/XXXXXXXXXXXX>

CCS CONCEPTS

• Information systems → Recommender systems.

ACM Reference Format:

Kai Ouyang, Chen Tang, Wenhao Zheng, Xiangjin Xie, Xuanji Xiao, Jian Dong, Hai-Tao Zheng, and Zhi Wang. 2018. Knowledge Soft Integration for Multimodal Recommendation. In *Proceedings of Make sure to enter the correct conference title from your rights confirmation email (Conference acronym 'XX)*. ACM, New York, NY, USA, 10 pages. <https://doi.org/XXXXXXXXXXXX>

1 INTRODUCTION

As multimodal content goes viral in the modern network, multimodal recommendation has attracted more and more attention. It aims to utilize the rich multimodal content to identify items that users might be interested in from a vast array of options. The multimodal recommendation has flourished on e-commerce, instant video, and social media platforms.

Effective feature extraction could help the multimodal recommendation make better performance. To improve the accuracy of feature extraction and reduce the burden of downstream recommendation model training, most existing multimodal recommendation methods [2, 15, 32, 42, 48, 51] regard multimodal feature extraction as an independent process. They use the general pre-trained model to generate semantic representations from visual and textual modalities, without considering the knowledge related to the downstream recommendation tasks. For example, both MMGCN [42] and RGCN [48] apply pre-trained ResNet50 [14] to extract the visual features. During downstream recommendation model training, previous works fuse multimodal features (*e.g.*, concatenating or attention mechanism [4]) and then directly inject them into the model. Specifically, MMGCN [42] aggregates the multimodal features from user-interacted items and directly incorporates them into the user representations. Due to extracting valuable information from the multimodal content, the multimodal recommendation could overwhelmingly outperform the traditional recommendation methods (*e.g.*, NGCF [37], LightGCN [16]).

However, directly using the multimodal features obtained from the extraction process independent of the recommendation task could lead to the *curse of knowledge* [1]. Specifically, there are two

main reasons for this: **(a) Information Loss:** The multimodal feature extraction does not consider any prior knowledge from the downstream recommendation tasks. As a result, the extracted feature representation may lack crucial information that could affect the recommendation performance. For instance, the feature representation from the semantic model may be close for products from the same category (*e.g.*, mobile phone). However, the click-through rate or conversion rate of two mobile phones with different brands and prices are greatly different. In other words, although these multimodal features can perform excellently in the independent extraction process (*e.g.*, the pattern recognition task), they may not perform as well in the downstream recommendation tasks. **(b) Noise Information:** Although multimodal content contains rich information, not all of it is beneficial to the downstream recommendation tasks. Furthermore, the multimodal feature extraction process compresses the rich information into a high-dimension embedding, which could introduce redundant or even noisy information to the downstream tasks. This situation makes it difficult for the downstream task to identify valuable information from multimodal content. Due to limitations **(a)** and **(b)**, directly injecting multimodal features into the downstream recommendation model or over-reliance on these multimodal features would affect the recommendation performance. In this paper, we refer to this phenomenon as *curse of knowledge*.

To address the issue **(a) Information Loss**, we propose to soft inject knowledge from multimodal content (*e.g.*, structure and semantic information) into downstream recommendation models. To alleviate the issue **(b) Noise Information**, we propose to improve the utilization efficiency of the representation space to enhance the robustness of the recommendation model when facing rich and noisy multimodal information. Hence, we put forward a **Knowledge Soft Integration** framework for the multimodal recommendation, abbreviated as **KSI**. It is mainly composed of the Structure Efficiently Injection (SEI) module and the Semantic Soft Integration (SSI) module. We use the SEI and SSI modules to jointly accomplish the soft integration of multimodal knowledge. We improve the utilization efficiency of the representation space in the SEI module. Specifically, in the SEI module, we construct the Refined Graph Neural Network (RGNN) to efficiently extract structure information from multimodal content. Structure information refers to the similarity and dissimilarity between the two, which has less distortion in the feature extraction process. Additionally, RGNN reduces redundancy in the information aggregation process, which improves information transmission efficiency and enhances the expressiveness of item representations. We also enhance user representations by reducing redundancy, in the SEI module. Secondly, in the SSI module, we construct a self-supervised contrastive learning task to capture the semantic information of multimodal content. This task emphasizes relative similarity rather than absolute similarity, so it can softly integrate the semantic information into the model, hereby alleviating the curse of knowledge.

Extensive experiments on three public real-world datasets demonstrate KSI overwhelmingly outperforms the previous state-of-the-art (SOTA) methods. Besides, further ablation experiments verify the portability and effectiveness of the SEI and SSI module, and demonstrate the superiority of RGNN.

To sum up, the main contribution of this work is fourfold:

- We expound the curse of knowledge phenomenon in most multimodal recommendation methods. Further, we propose KSI to achieve a better trade-off between the usage of multimodal features and the curse of knowledge problem.
- We devise the Refined Graph Neural Network (RGNN) to efficiently mine the structure information from multimodal features and enhance the expressiveness of representations.
- We put forward the self-supervised Semantic Soft Integration (SSI) module, which could make more reliable use of the semantic information of multimodal content.
- KSI consistently outperforms all baselines and achieves improvements of 6.03%-14.31%. Further ablation experiments validate the effectiveness of two key modules.

2 RELATED WORK

In this section, we retrospect the existing related work.

2.1 Multimodal Recommendation

In the real recommendation scenarios, due to the sparse data with limited user-item interactions, the performance of most recommendation systems based on collaborative filtering (CF) is hard to improve [19]. Therefore, the multimodal recommendation has attracted more and more attention [34].

2.1.1 Traditional Methods. Early multimodal recommendation frameworks [6, 18, 24] extend CF methods with multimodal content as complementary knowledge beyond traditional user-item interactions. For example, VBPR [15] extends matrix factorization by incorporating visual information to improve the recommendation performance. DVBPR [18] attempts to jointly train the image representation and the parameters in a recommender. DeepStyle [24] captures category information from visual representation to learn the style features of items and model user preferences. ACF [4] introduces a novel attention mechanism to infer users' underlying preferences by leveraging the implicit feedback (*e.g.*, photo likes, video views, song downloads, *etc*) and the multi-media content.

2.1.2 Graph-based Methods. In recent years, Graph Neural Networks (GNNs) have been applied widely in the recommendation systems [16, 17, 21, 35, 38, 44, 49] and multimodal recommendation systems [40, 42, 48]. They prefer to regard the user-item interaction as a graph and leverage the multimodal features when generating the embedding of items. MMGCN [42] is the first to introduce the graph-based model to capture multimodal interactions. GRCN [48] identifies the false-positive feedback and prunes the corresponding noisy edges in the interaction graph. MMGCL [47] integrates graph contrastive learning into the recommendation system by applying modality edge dropout and masking. SLMRec [33] utilizes data augmentation techniques to enhance multi-modal content, such as multi-modal pattern uncovering augmentation.

However, most of these models focus on using various methods to directly embed multimodal features into the model, ignoring the phenomenon of the *curse of knowledge*. Therefore, their performance is surpassed by LATTICE [51]. LATTICE proposes to mine the latent structures from different modalities and transfers them to the recommendation model. Unfortunately, LATTICE only focuses on the use of structure information and greatly ignores the

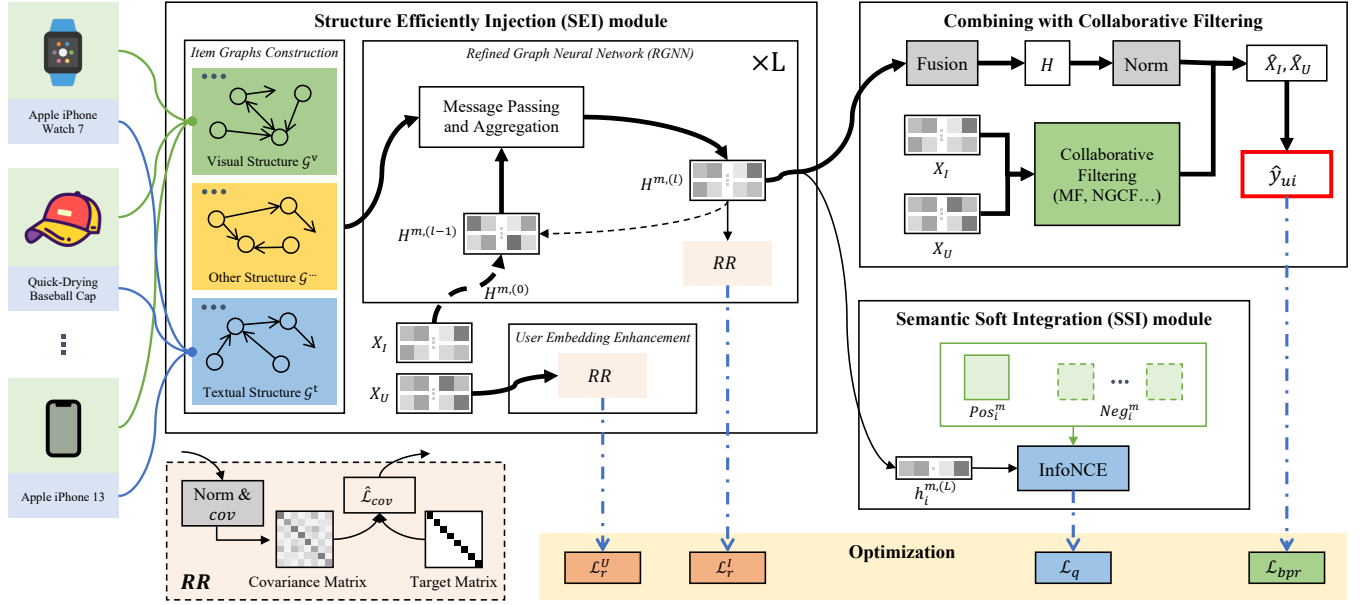


Figure 1: The architecture of the proposed KSI. We use bold paths to represent the backbone network.

semantic information of multimodal content, making itself stay in the sub-optimal result. Moreover, it ignores the redundancy generated by the message aggregation from the neighboring node, which could limit the expressiveness of the model.

2.2 Graph Neural Network

GNNs have shown strong ability in analyzing graph-structured data, and have been widely applied in graph analytical tasks in various fields, including link prediction [52, 54], information retrieval [46, 53], *etc.* Recently, considerable literature [8, 9, 25, 50] have arisen around the Graph Neural Networks, whose goal is to achieve more efficient and reliable passing and aggregation of messages. For example, GCN [22] proposes to learn hidden layer representations that encode both local graph structure and features of nodes. GAT [36] incorporates the attention mechanism into the propagation step and computes the hidden states of each node by attending to its neighbors. LightGCN [16] removes the linear transformation and nonlinear activation function.

The cascading effect of Graph Neural Networks (GNNs) can propagate small noise to neighboring nodes, affecting many other node embeddings. Additionally, information fusion and collision during neighbor node aggregation generate noise and representation redundancy. To address this, we propose RGNN to improve aggregation performance by reducing representation redundancy.

2.3 Self-Supervised Learning

Self-Supervised Learning (SSL) is an emerging technology, which learns the representation through the self-defined supervision signals generated from raw data without relying on the annotated label. One of its main branches, contrastive learning, aims to obtain robust and discriminative representations by grouping positive

samples closer and negative samples further. SSL has made remarkable achievements in a wide range of fields, such as computer vision [5, 13], natural language processing [10, 45], *etc.* Besides, SSL also shines in the recommendation system. For example, SGL [43] introduces self-supervised auxiliary tasks into collaborative filtering to improve both the accuracy and robustness of GNNs. S³-Rec [55] utilizes contrastive learning in the SR to learn the correlations among items, and sequences. CLCRec [41] aims to maximize the mutual information between content and collaborative signals for the cold-start problem. In this paper, inspired by MoCo [13], we construct a representation matching task based on self-supervised learning to capture semantic information of multimodal content.

3 METHOD

In this section, we define the problem and introduce KSI in detail.

3.1 Problem definition

Let $\mathcal{U}(|\mathcal{U}| = N_U)$ denote the set of users, and $\mathcal{I}(|\mathcal{I}| = N_I)$ denote the set of items. Each user $u \in \mathcal{U}$ is associated with a set of items \mathcal{I}^u with positive feedbacks which indicate the preference score $y_{ui} = 1$ for $i \in \mathcal{I}^u$, where N_U and N_I represent the total number of user and item, respectively. $x_u, x_i \in \mathbb{R}^d$ are the input ID embedding of u and i , respectively, where d is the embedding dimension. $X_U \in \mathbb{R}^{N_U \times d}$, $X_I \in \mathbb{R}^{N_I \times d}$ are the ID embedding set of \mathcal{U} and \mathcal{I} , respectively. Besides *user-item* interactions, multimodal features are offered as content information of items. We denote the modality features of item i as $e_i^m \in \mathbb{R}^{d_m}$, where d_m denotes the dimension of the features, $m \in \mathcal{M}$ is a single modality, and \mathcal{M} is the set of modalities. The purpose of the multimodal recommendation is to accurately predict users' preferences by ranking items for each user according to predicted preference scores \hat{y}_{ui} . In this paper, we denote the visual modality as v and the textual modality as t .

3.2 Architecture

The input of KSI is the *user-item* historical interactions and the multimodal features of items. The output of KSI is the probability of the user interacting with each item. As shown in Figure 1, KSI could be divided into the following four parts:

Structure Efficiently Injection (SEI) module. It mainly consists of three steps: (1) *Item Graphs Construction*. (2) *Refined Graph Neural Network*. (3) *User Embedding Enhancement*. **Semantic Soft Integration (SSI) module.** It mines the semantic information of multimodal content to further enhance the item representations. **Combining with Collaborative Filtering.** We transplant the raw and enhanced user/item representation into existing CF methods to predict the items that users prefer. **Optimization.** In this part, we use the weighted sum of regularization terms and loss functions to optimize the whole KSI framework.

3.3 Structure Efficiently Injection (SEI) module

Structure information and semantic information are both essential knowledge contained within multimodal content [33, 51]. Therefore, we build the SEI module based on a branch-new Refined Graph Neural Network (RGNN) to mine the structure information in multimodal content efficiently. This module achieves the efficient transfer of structure information by improving the efficiency of the representation space during node aggregation. Additionally, it reduces redundancy in user and item representations.

3.3.1 Item Graphs Construction. Firstly, to excavate reliable *item-item* structures, we construct this layer to obtain the k -NN modality-aware graph \mathcal{G}^m . On the other hand, the input of this layer is the raw modality features e_i^m of each item i , where $m \in \mathcal{M}$.

Specifically, considering the collaborative filtering assumption [30] (*i.e.*, the latent correlation between items is important for the recommendation system), we use vector similarity to quantify the latent correlation between two multimodal content. In this paper, we choose the simple and parameter-free cosine similarity [39] to calculate the vector similarity:

$$S_{ij}^m = \frac{(e_i^m)^T e_j^m}{\|e_i^m\| \|e_j^m\|}, \quad (1)$$

where S_{ij}^m is scalar, which denotes the latent correlation between two items i, j . Besides, e^m represents the raw modality features, and $S^m \in \mathbb{R}^{N_I \times N_I}$ is the similarity matrix. Then, we set the negative terms of S^m to zeros. Moreover, considering that fully-connected graphs are computationally intensive and are likely to introduce noisy and unimportant edges [7], we sparse the adjacency matrix. Technically, we conduct k -NN sparsification [3] on S^m : for each item i , we only keep edges with the top- k similarity:

$$\hat{S}_{ij}^m = \begin{cases} S_{ij}^m, & S_{ij}^m \in \text{top-}k(S_{i:}^m), \\ 0, & \text{otherwise,} \end{cases} \quad (2)$$

where $\hat{S}^m \in \mathbb{R}^{N_I \times N_I}$ is the directed graph adjacency matrix, and $\text{top-}k(S_{i:}^m)$ is the function that can return the k items with the highest similarity to item i . To alleviate the exploding or vanishing gradient problem [23], we normalize the adjacency matrix as:

$$\mathcal{G}^m = (D^m)^{-\frac{1}{2}} \hat{S}^m (D^m)^{-\frac{1}{2}}, \quad (3)$$

where $D^m \in \mathbb{R}^{N_I \times N_I}$ is the diagonal degree matrix of \hat{S}^m , and $D_{ii} = \sum_j (\hat{S}_{ij}^m)$, and $\mathcal{G}^m \in \mathbb{R}^{N_I \times N_I}$ denotes the final modality-aware item graph (*i.e.*, structure information) for modality m .

3.3.2 Refined Graph Neural Network (RGNN). To utilize the extracted structure information and mine the high-order information, we construct the RGNN. It aims to learn better item representations by injecting *item-item* affinities into the embedding process. Specifically, through propagating the item representation from its neighbors, the item can aggregate the information within the first-order neighborhood. Additionally, RGNN can reduce the loss of important information during node aggregation to achieve efficient injection of structure information. By stacking multiple RGNN layers, the high-order relationships can be captured.

Technically, the input of RGNN is the item graph \mathcal{G}^m and the ID embedding matrix X_I . The output of RGNN is the extra regularization term and an enhanced item representation matrix.

To begin with, the most basic ability that RGNN needs to achieve is message passing and aggregation. Inspired by He *et al.* [16], in RGNN, we employ simple message passing and aggregation without feature transformation and non-linear activations.

Message Passing and Aggregation. The process in the l -th layer could be formulated as:

$$h_i^{m,(l)} = \sum_{j \in \mathcal{N}_i} \mathcal{G}_{ij}^m h_j^{m,(l-1)}, \quad (4)$$

where $h_i^{m,(l)} \in \mathbb{R}^d$ represents the modality m of item i in the l -th layer, d is the embedding size of KSI, and \mathcal{N}_i is the neighbor item set of item i . We set the initial representations $h_i^{m,(0)}$ as corresponding ID embedding $x_i \in X_I$. Let $H^{m,(l)} = [h_0^{m,(l)}, \dots, h_{N_I}^{m,(l)}]$ denote the item hidden representation matrix in the l -th layer.

Secondly, RGNN also improves the efficiency of information aggregation during message passing and aggregation. Specifically, the process of node aggregation often involves information fusion, and the more neighbors that need to be aggregated, the greater the amount of information. However, the information storage capacity of representations is limited by dimensions, and due to computational and storage resources are finite, dimensions cannot grow infinitely. Therefore, we need to fully utilize each dimension to enhance its expressiveness.

Redundancy Reduction (RR). One straightforward method to increase the efficiency of representation space is to reduce the correlation between different dimensions. In this paper, we adopt the covariance matrix to quantify the correlation between dimensions. Firstly, we normalize the representation matrix for each modality m to facilitate the calculation:

$$\hat{H}^m = \frac{H^m}{\max(\|H^m\|_2)}, \quad (5)$$

where H^m is the input representation matrix. For item representations, $H^m = H^{m,(l)} \in \mathbb{R}^{N_I \times d}$. For user representations, $H^m = X_U \in \mathbb{R}^{N_U \times d}$. Then, we calculate the covariance matrix of \hat{H}^m :

$$C^m = \text{cov}((\hat{H}^m)^T), \quad (6)$$

where $C^m \in \mathbb{R}^{d \times d}$ is the covariance matrix, and cov represents the operation to calculate the covariance matrix.

Finally, to reduce the correlation between dimensions, we make the covariance matrix as close to the identity matrix as possible:

$$\hat{\mathcal{L}}_{cov}^m = \operatorname{argmin}_{C_m^m} \sum_{i=j} (C_{ij}^m - 1)^2 + \sum_{i \neq j} (C_{ij}^m)^2. \quad (7)$$

For simplicity, we define the whole Redundancy Reduction (RR) process above (i.e., Eqs. (5),(6),(7)) as:

$$\hat{\mathcal{L}}_{cov}^m = \operatorname{RR}(H^m), \quad (8)$$

where $\hat{\mathcal{L}}_{cov}^m \in \mathbb{R}$ denotes the final output regularization term.

Therefore, the core process of RGNN in the l -th layer can be simply formulated as:

$$\begin{aligned} H^{m,(l)} &= \mathcal{G}^m \times H^{m,(l-1)}, \\ \hat{\mathcal{L}}_{cov}^{m,(l)} &= \operatorname{RR}(H^{m,(l)}), \end{aligned} \quad (9)$$

where \times means Cross Product.

We also perform the RR process for the input item ID embedding matrix $H^{m,(0)}$, i.e., $\hat{\mathcal{L}}_{cov}^{m,(0)} = \operatorname{RR}(H^{m,(0)})$. Therefore, by stacking L layers, we obtain $L + 1$ regularization terms $\{\hat{\mathcal{L}}_{cov}^{m,(0)}, \dots, \hat{\mathcal{L}}_{cov}^{m,(L)}\}$. Then, we aggregate them:

$$\mathcal{L}_r^{\mathcal{I}} = \frac{1}{L+1} \sum_{m \in \mathcal{M}} \sum_{l=0}^L a_m \hat{\mathcal{L}}_{cov}^{m,(l)}, \quad (10)$$

where a_m is a learnable parameter and denotes the importance score of modality m , and $\mathcal{M} = \{v, t\}$ is the set of modalities. We take the average to control the size of the regularization term. We apply the softmax function to keep the item representation h_i normalized, such that $\sum_{m \in \mathcal{M}} a_m = 1$.

The output of RGNN is $H^{m,(L)}$ and $\mathcal{L}_r^{\mathcal{I}}$, where $H^{m,(L)}$ embeds the structure information of multimodal content, and $\mathcal{L}_r^{\mathcal{I}}$ aims to reduce the redundancy of item representations and improve the expressiveness of the model.

3.3.3 User Embedding Enhancement. Considering the importance of the user ID embedding matrix in reducing the redundancy caused by modeling *user-item* interactions, we also apply the RR process to the user ID embedding matrix:

$$\mathcal{L}_r^{\mathcal{U}} = \operatorname{RR}(X_{\mathcal{U}}), \quad (11)$$

where $X_{\mathcal{U}} \in \mathbb{R}^{N_u \times d}$, and $\mathcal{L}_r^{\mathcal{U}}$ is the output of this layer and it aims to reduce the redundancy of user representations.

3.4 Semantic Soft Integration (SSI) module

Structure information captures the relationship between paired items, while the semantic information of multimodal content contains additional knowledge about individual items. Ignoring either the structure or semantic information of multimodal content would greatly limit the modeling capability of the model. Therefore, we introduce the SSI module, which is essentially a self-supervised task and aims to flexibly integrate semantic information of multimodal content. The input of the SSI module is the matrix $H^{m,(L)}$, and the raw modality feature matrix E^m . The output is a loss function.

To begin with, due to the dimensions of the raw modality features and the embedding size of the model being different, we align the dimensions to facilitate retrieval. We choose PCA [28], which is a statistical technique for reducing the dimensionality of a dataset,

to achieve this goal. It can preserve more spatial features and information with no distortion [12] to reduce dimension:

$$\hat{E}^m = \operatorname{PCA}(E^m, d), \quad (12)$$

where $\hat{E}^m \in \mathbb{R}^{N_I \times d}$ denotes the modality feature matrix after dimension reduction, d is the hidden embedding size of model, $E^m \in \mathbb{R}^{N_I \times d_m}$ denotes the raw modality feature matrix, d_m is the embedding size of raw modality features, and m is a single modality.

Based on the trade-off between the time cost and effect of the SSI module, before each epoch in the training process, we only randomly select K images, text, or other modality features as negative samples for an item. The selection process can be formalized as:

$$\operatorname{Neg}_i^m = \operatorname{Random_Select}(\hat{E}^m, K), \quad (13)$$

where Neg_i^m is the negative sample set of item i , i.e., several multimodal features that do not correspond to the item i . It is worth mentioning that the final performance is not sensitive to K . So, in our implementation, we empirically set K to $\frac{N_I}{512}$.

Naturally, we use the modality features corresponding to the item as the positive sample:

$$\operatorname{Pos}_i^m = \{\hat{e}_i^m\}, \quad (14)$$

where Pos_i^m is the positive sample set of item i , and $\hat{e}_i^m \in \hat{E}^m$ denotes the modality features of item i . For simplicity, we use $P_i^m = \operatorname{Neg}_i^m + \operatorname{Pos}_i^m$ denotes the candidate pool of item i .

Then, to capture the semantic correlation between multimodal content, we design a retrieval task. The core of this task is to make the item representation more similar to its corresponding multimodal features, but away from others. With similarity measured by dot product, a form of a contrastive loss function, called InfoNCE [13, 26], is considered to achieve this goal:

$$\mathcal{L}_q = - \sum_{m \in \mathcal{M}} \sum_{i=0}^{N_I-1} a_m \log \frac{\exp(h_i^{m,(L)} \hat{e}_i^m / \tau)}{\sum_{\hat{e}^m \in P_i^m} \exp(h_i^{m,(L)} \hat{e}^m / \tau)}, \quad (15)$$

where τ is a temperature hyper-parameter [13], N_I is the total number of items, $h_i^{m,(L)} \in H^{m,(L)}$ is the output of SEI module, and a_m is same as Eq. (10). Moreover, since negative examples of each item are updated at each epoch, it can be approximated that the SSI module enables the item representation $h_i^{m,(L)}$ to match its corresponding multimodal content across all multimodal content.

In this way, we can not only capture the semantic information (i.e., be more affinity for the corresponding multimodal features) but also learn the structure information between multimodal content (i.e., the similarity and dissimilarity between items). More importantly, we emphasize relative similarity rather than absolute similarity, it can alleviate the curse of knowledge. Namely, we soft inject the semantic information of multimodal content into the model training process through the SSI module.

3.5 Combining with Collaborative Filtering

Inspired by LATTICE [51], KSI learns item representations from multimodal features and then combines them with downstream CF models [16, 30, 37] which model *user-item* interactions. Therefore, KSI is flexible and can be used as a play-and-plug module for any downstream CF methods.

Table 1: Statistics of experimented datasets with multi-modal item Visual(V), Textual(T) contents.

Dataset	Clothing		Baby		Sports	
	V	T	V	T	V	T
Embed Dim	4096	1024	4096	1024	4096	1024
User	39,387		19,445		35,598	
Item	23,033		7,050		18,357	
Interactions	237,488		139,110		256,308	

Fusion. Specifically, we first fuse the item representations $h_i^{m,(L)}$, which injected the structure and semantic information:

$$h_i = \sum_{m \in \mathcal{M}} a_m h_i^{m,(L)}, \quad (16)$$

where $h_i \in \mathbb{R}^d$ denotes the fusion representation, $h_i^{m,(L)} \in \mathbb{R}^d$ is the output of SEI module, and a_m is same as Eqs. (10) (15).

Next, we denote the output user/item embedding from CF methods as $\hat{x}_i, \hat{x}_u \in \mathbb{R}^d$. We simply enhance the item embedding \hat{x}_i by adding normalized embedding h_i :

$$\hat{x}_i = \hat{x}_i + \frac{h_i}{\max(\|h_i\|_2)}. \quad (17)$$

Then, we calculate the final recommendation score by taking the inner product of user embedding and enhanced item embedding:

$$\hat{y}_{ui} = (\hat{x}_u)^T \hat{x}_i, \quad (18)$$

where \hat{y}_{ui} is the predicted score of u interacting with i .

We use Bayesian Personalized Ranking (BPR) loss [31] to generate the loss function of the backbone network based on prediction score and label, which encourages the prediction of observed items to be higher than their unobserved items:

$$\mathcal{L}_{bpr} = \operatorname{argmin} \sum_{u \in \mathcal{U}} \sum_{i \in \mathcal{I}^u} \sum_{j \notin \mathcal{I}^u} -\ln \sigma(\hat{y}_{ui} - \hat{y}_{uj}), \quad (19)$$

where \mathcal{I}^u denotes the positive items (*i.e.*, observed items associated with user u), and (u, i, j) denotes the pairwise training triples where $i \in \mathcal{I}^u$ is the positive item and $j \notin \mathcal{I}^u$ is the negative item sampled from unobserved interactions. σ represents the Sigmoid function.

3.6 Optimization

After the above steps, we obtain all regularization terms ($\mathcal{L}_r^{\mathcal{I}}$ and $\mathcal{L}_r^{\mathcal{U}}$) and loss functions (\mathcal{L}_q and \mathcal{L}_{bpr}) of KSI from Eqs. (10), (11), (15), and (19). In this step, they are weighted and aggregated into the final objective function:

$$\mathcal{L} = \mathcal{L}_{bpr} + \alpha \mathcal{L}_q + \beta (\mathcal{L}_r^{\mathcal{U}} + \mathcal{L}_r^{\mathcal{I}}), \quad (20)$$

where α is the coefficient that controls the amount of information from the SSI module, and β is the coefficient that controls the redundancy reduction by RR. \mathcal{L} is the final objective function of DMSI, which is used to optimize the overall framework.

4 EXPERIMENTAL SETTINGS

In this section, we introduce the benchmark datasets used in our experiments, the evaluation metrics, the state-of-the-art (SOTA) methods involved in the comparison, and implementation details.

4.1 Datasets and Metrics

4.1.1 Datasets. The study utilized three publicly available datasets for multi-modal recommendation: **Baby**, **Sports**, and **Clothing**¹. In those datasets, textual feature embeddings are also generated via Sentence-Bert [29] based on the extracted text from product title, description, brand and categorical information. Visual feature embeddings of items were also generated using product images, with a dimensionality of 4096-d. Table 1 provides data statistics with the embedding dimensionality.

4.1.2 Evaluation Metrics. We use three widely-used metrics to evaluate the accuracy of top- K recommendation results: Recall@ k (R@K), Precision@ k (P@K), and Normalized Discounted Cumulative Gain@ k (N@K). Following the settings in [51], we all-rank item evaluation strategy is used to measure the accuracy. We report the averaged metrics for all users in the test set.

4.2 Baseline Methods

We compare KSI with the following widely compared SOTA recommendation methods. These baselines can fall into two groups: CF methods (*i.e.*, MF, NGCF, and LightGCN) and deep content-aware recommendation models:

MF-BPR² [30] uses the Bayesian personalized ranking (BPR) loss to optimize Matrix Factorization, which can leverage the implicit user-item interaction. **NGCF**³ [37] first proposes to use a bipartite graph to model the implicit user-item interaction. **LightGCN**⁴ [16] proposes a light graph-based model that only consists of light graph convolution and layer combination. **VBPR** [15] integrates the visual features and item embeddings as item representations and feeds them into the Matrix Factorization framework. In this paper, we concatenate multi-modal features to replace the input of the original version. **MMGCN**⁵ [42] constructs modal-specific graphs and uses graph convolutions to refine multimodal features, then aggregates them to acquire the user/item representations. **GRCN**⁶ [48] identifies the false-positive feedback and prunes the corresponding noisy edges in the interaction graph to update the user/item representations. **LATTICE**⁷ [51] learns item-item structures for each modality and aggregates them to obtain latent item graphs. Then, it performs graph convolutions to update item representations. **CLCRec**⁸ [41] improves item embeddings by incorporating multi-modal features using mutual information-based contrastive learning. **MMGCL** [47] integrates graph contrastive learning into the recommender system by using modality edge dropout and masking techniques. **SLMRec** [33] introduces data augmentation techniques to enhance multi-modal content, including noise perturbation over features and multi-modal pattern augmentation.

We implement variations based on MF, NGCF, and LightGCN and we achieve the best results on LightGCN. We reproduce all baseline models on the same setting and device as KSI, and we

¹Datasets can be accessed at <https://jmcauley.ucsd.edu/data/amazon>

²https://github.com/mlpotter/Bayesian_Personalized_Ranking

³https://github.com/xiangwang1223/neural_graph_collaborative_filtering

⁴<https://github.com/gusye1234/LightGCN-PyTorch>

⁵<https://github.com/weiyinwei/MMGCN>

⁶<https://github.com/weiyinwei/GRCN>

⁷<https://github.com/CRIPAC-DIG/LATTICE>

⁸<https://github.com/weiyinwei/CLCRec>

Table 2: Performance comparison of baselines on different datasets in terms of $Recall@20$, $Precision@20$ and $NDCG@20$. The † indicates statistic significant improvement over all baseline models for t-test with p -value < 0.01.

Baseline	Clothing			Baby			Sports		
	Recall@20	Precision@20	NDCG@20	Recall@20	Precision@20	NDCG@20	Recall@20	Precision@20	NDCG@20
MF-BPR	0.0205	0.0010	0.0096	0.0440	0.0024	0.0200	0.0430	0.0023	0.0202
NGCF	0.0392	0.0020	0.0169	0.0591	0.0032	0.0261	0.0695	0.0037	0.0318
LightGCN	0.0470	0.0024	0.0211	0.0698	0.0037	0.0319	0.0782	0.0042	0.0369
VBPR	0.0483	0.0024	0.0202	0.0486	0.0026	0.0213	0.0582	0.0031	0.0265
MMGCN	0.0508	0.0024	0.0219	0.0640	0.0032	0.0284	0.0638	0.0034	0.0279
GRCN(2021)	0.0629	0.0032	0.0280	0.0754	0.0040	0.0336	0.0833	0.0044	0.0377
LATTICE(2021)	0.0706	0.0036	0.0324	0.0829	0.0044	0.0368	0.0915	0.0048	0.0424
CLCRec(2021)	0.0505	0.0026	0.0229	0.0615	0.0032	0.0286	0.0652	0.0035	0.0303
MMGCL(2022)	0.0644	0.0033	0.0298	0.0755	0.0041	0.0329	0.0871	0.0046	0.0405
SLMRec(2022)	0.0657	0.0034	0.0304	0.0766	0.0043	0.0326	0.0830	0.0043	0.0374
KSI	0.0807 †	0.0041 †	0.0366 †	0.0879 †	0.0047 †	0.0394 †	0.1035 †	0.0054 †	0.0483 †
Improv.	14.31%	13.89%	12.96%	6.03%	6.81%	7.07%	13.11%	12.50%	13.92%

Table 3: Performance comparison of variants on different datasets in terms of $Recall@[10, 20]$, $Precision@[10, 20]$ and $NDCG@[10, 20]$. The best result is in bold, the gray background is the optimal result of the group.

Variant	Clothing						Sports					
	R@10	P@10	N@10	R@20	P@20	N@20	R@10	P@10	N@10	R@20	P@20	N@20
NGCF	0.0167	0.0017	0.0089	0.0392	0.0020	0.0169	0.0374	0.0040	0.0209	0.0695	0.0037	0.0318
NGCF + SEI	0.0410	0.0042	0.0227	0.0612	0.0031	0.0279	0.0581	0.0061	0.0322	0.0867	0.0046	0.0399
NGCF + SSI	0.0354	0.0036	0.0190	0.0557	0.0028	0.0242	0.0558	0.0059	0.0308	0.0838	0.0044	0.0382
NGCF + both	0.0447	0.0045	0.0242	0.0662	0.0034	0.0297	0.0586	0.0062	0.0331	0.0879	0.0047	0.0398
LightGCN	0.0314	0.0041	0.0173	0.0470	0.0024	0.0211	0.0538	0.0057	0.0308	0.0782	0.0042	0.0369
LightGCN + SEI	0.0498	0.0051	0.0279	0.0736	0.0037	0.0340	0.0679	0.0071	0.0384	0.1000	0.0053	0.0469
LightGCN + SSI	0.0504	0.0051	0.0279	0.0758	0.0038	0.0344	0.0645	0.0068	0.0362	0.0948	0.0050	0.0442
LightGCN + both	0.0547	0.0056	0.0300	0.0807	0.0041	0.0366	0.0701	0.0074	0.0396	0.1035	0.0054	0.0483

report the best result between the results (if available) reported in the original paper and our reproduced.

4.3 Implementation Details

For a fair comparison, we implement our model on the common pre-processed version datasets provided by previous work [51], and we implement KSI in PyTorch [27]. Not only that, to ensure a fair comparison, we follow LATTICE to set the embedding dimension d fixed to 64, use the Adam[20] optimizer with learning rate 0.0005, set the batch size fixed to 1024, and set epochs fixed to 50. We also follow LATTICE to use the Xavier initializer [11] to initialize parameters, and set k of k NN in Chapter 3.3.1 to 10.

Besides, we search the optimal hyper-parameters on the validation set: the number of layers L is tuned amongst [1, 2, 3, 4] and finally set to 1, and the τ in InfoNCE loss (Eq (15)) is tuned amongst [0.01, 0.05, 0.1, 0.5, 1] and finally set to 0.1. The α in Eq (20) is tuned amongst [0.01, 0.05, 0.1, 0.5, 1] and finally set to 0.05 for the Sports dataset and set to 0.1 for the Clothing dataset. The β in Eq (20) is tuned amongst [0.1, 0.5, 1, 5, 10] and finally set to 1. Finally, our experiments are conducted on an NVIDIA GeForce RTX 3090, and the source code and datasets will be publicly available soon.

5 EXPERIMENTAL RESULTS

In this section, we conduct extensive experiments to answer the following Research Questions (RQs).

- **RQ1:** How does our model perform compared with the SOTA CF methods and multimodal recommendation methods?
- **RQ2:** How about the effectiveness of the SEI and SSI module?
- **RQ3:** How does RGNN compare with other graph neural networks and is it necessary to enhance the user embeddings?
- **RQ4:** How sensitive our model is to perturbations of several key hyper-parameters?

5.1 Overall Performance (RQ1)

We compare the overall performance of KSI and baseline methods, as shown in Table 2. Here, we combine CF method LightGCN [16] with two modules SEI and SSI as KSI. We can observe that KSI consistently outperforms all baselines and achieves improvements of 6.03%-14.31% over the second higher result. Moreover, we can draw the following conclusions:

- (a) Compared with CF methods, the overall performance of content-aware methods is better. This result shows that multimodal content can improve recommendation performance.
- (b) KSI outperforms other baselines in all datasets since it mines item-item structures rather than directly injecting these multimodal content features into the model. In this way, it can alleviate the curse of knowledge. Specifically, MMGCN and RGCN both inject multimodal features into the item representation directly.
- (c) Although LATTICE performs well to some extent, it is still suboptimal compared with KSI, which demonstrates the superiority

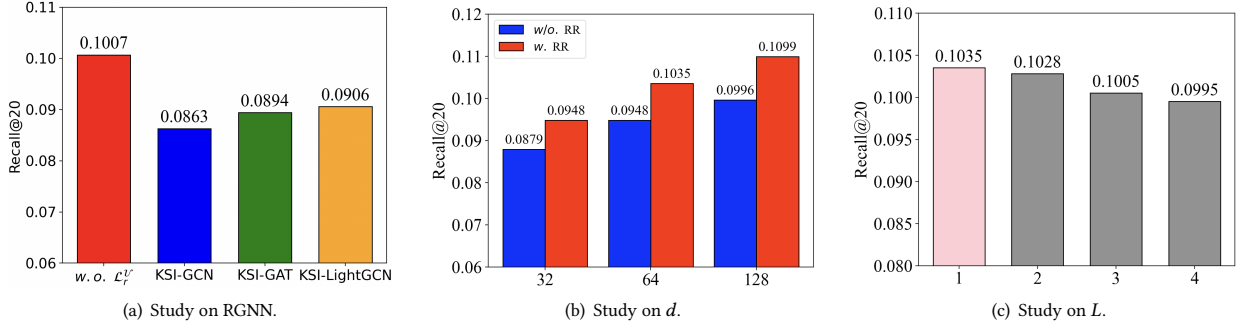


Figure 2: Performance comparison of our variants study in terms of Recall@20 on the Sports dataset.

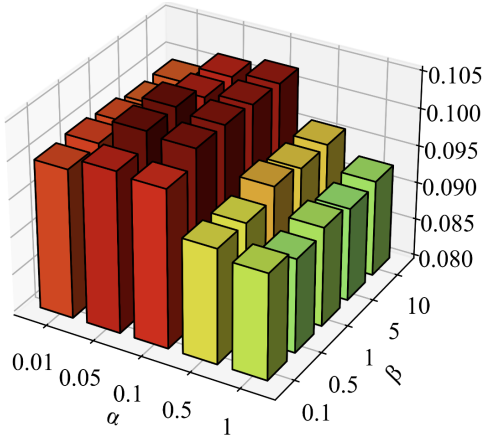


Figure 3: Study on α and β .

of our method. The strength of our method lies in it can utilize the structure information and semantic information of multimodal content while alleviating the curse of knowledge through the SEI and SSI module. Moreover, KSI has a higher performance graph learning process and enhances the expressiveness of the representation.

(d) The improvement of KSI on the Baby dataset is the smallest. This is mainly because our main components(3.3.2, 3.4) are designed to reduce redundancy and perform soft integration of additional knowledge, and the Baby dataset has the least redundancy and additional knowledge.

5.2 Study of SEI and SSI Module (RQ2)

To explore the portability and effectiveness of the SEI and SSI module, we add them to the CF models in turn and compare their overall performance. Due to our improvement on the Clothing and Sports dataset is significantly higher than the Baby dataset, we conduct supplementary experiments on them. The experimental results are shown in Table 3, and we can draw the following conclusions:

(a) All CF models with SEI module overwhelmingly outperform the original model. This demonstrates the portability and effectiveness of the SEI module. Furthermore, the performance of LightGCN + SEI is significantly higher than that of LATTICE, which

also combines with LightGCN. This undoubtedly demonstrates the superiority of RGNN and its enhancement for structure transfer.

(b) All CF models with the SSI module perform better than the original model, which shows the portability and effectiveness of the SSI module. Besides, the performance of most models with the SSI module is better than MMGCN and GRCN, and the performance of LightGCN + SSI is significantly higher than that of LATTICE. These indicate the superiority of our feature retrieval task and the importance of leveraging semantic information.

(c) The performance is achieved optimally when we add both the SEI and SSI module to the benchmark CF models. This shows that both structure information and semantic information are important for the multimodal recommendation. Moreover, the remarkable improvement also indicates the superiority of the SEI and SSI module.

5.3 Study of RGNN (RQ3)

To investigate the performance of RGNN compared with other mainstream graph neural networks, we perform extensive ablation experiments. The experimental results are shown in Figure 2(a). *w.o. \mathcal{L}_r^U* denotes that remove the \mathcal{L}_r^U in KSI. KSI-GCN, KSI-LightGCN, and KSI-GAT respectively denote that use GCN, LightGCN, and GAT to replace the RGNN layer in *w.o. \mathcal{L}_r^U* .

Based on the experimental results, we can observe that the variant with the RGNN layer performs far better than the other variants. This indicates the superiority of RGNN, and also shows that reducing redundancy to enhance the expressiveness is beneficial to the performance improvement of the model. Besides, the removal of the \mathcal{L}_r^U reduces the performance of KSI, which indicates that it is necessary to enhance user embedding.

5.4 Hyper-parametric Analysis (RQ4)

To explore the sensitivity of the model to the perturbations of different hyper-parameters, we conduct ablation experiments for hyper-parameters d , L , α and β . The experimental results are shown in Figures 2(b), 2(c), and 3. We can draw the following conclusions:

(a) We compare the performance of KSI in different embedding sizes (*i.e.*, [32, 64, 128]) to further study the RR process under different d . The experimental results are shown in Figure 2(b), and we can obtain the following conclusion: (1) With the increase of dimension, the performance of model recommendation is significantly

improved. It indirectly reflects the great challenge that rich multimodal information poses to the expressiveness of representations and the necessity of reducing the redundancy of representation. (2) In each dimension setting, the RR process achieves significant performance improvements, indicating the superiority of RR in reducing the representation redundancy. Even more exciting, we can achieve better performance with a smaller embedding size.

(b) To investigate the effect of multiple RGNN layers, we search the number of layers L in the range of $[0, 1, 2, 3, 4]$. Figure 2(c) reports the performance comparison. We can observe that KSI has the lowest performance when L is 0, which illustrates the importance of capturing structure information. Besides, the best performance is achieved when L is set to 1.

(c) Both α and β are crucial to KSI. Therefore, we search the hyper-parameter α amongst $[0.01, 0.05, 0.1, 0.5, 1]$ and search β amongst $[0.1, 0.5, 1, 5, 10]$. Figure 3 reports the experimental results. We can observe that KSI achieves the best performance when α is set to 0.05 and β is set to 0.5 in the Sports dataset.

6 CONCLUSION

In this paper, we expound the prevalent *curse of knowledge* in previous multimodal recommendation methods. We propose a brand-new method, KSI, which consists of the SEI and SSI module to achieve the trade-off between the usage of multimodal features and the phenomenon of *curse of knowledge*. Moreover, we devise the RGNN and use it to construct the SEI module, which aims to efficiently mine the item-item structures and enhance the expressiveness of representations. Extensive experiments demonstrate that KSI is overwhelmingly superior to the SOTA methods, and both SEI and SSI modules are portable and effective.

In future work, we plan to try our RGNN in more scenarios and explore more knowledge soft integration methods.

REFERENCES

- [1] Colin Camerer, George Loewenstein, and Martin Weber. 1989. The curse of knowledge in economic settings: An experimental analysis. *Journal of political Economy* 97, 5 (1989), 1232–1254.
- [2] Da Cao, Lianhai Miao, Huigui Rong, Zheng Qin, and Liqiang Nie. 2020. Hashtag our stories: Hashtag recommendation for micro-videos via harnessing multiple modalities. *Knowledge-Based Systems* 203 (2020), 106114.
- [3] Jie Chen, Haw-ren Fang, and Yousef Saad. 2009. Fast Approximate kNN Graph Construction for High Dimensional Data via Recursive Lanczos Bisection. *Journal of Machine Learning Research* 10, 9 (2009).
- [4] Jingyuan Chen, Hanwang Zhang, Xiangnan He, Liqiang Nie, Wei Liu, and Tat-Seng Chua. 2017. Attentive collaborative filtering: Multimedia recommendation with item-and component-level attention. In *Proceedings of the 40th International ACM SIGIR conference on Research and Development in Information Retrieval*. 335–344.
- [5] Ting Chen, Simon Kornblith, Mohammad Norouzi, and Geoffrey Hinton. 2020. A simple framework for contrastive learning of visual representations. In *International conference on machine learning*. PMLR, 1597–1607.
- [6] Xu Chen, Hanxiong Chen, Hongteng Xu, Yongfeng Zhang, Yixin Cao, Zheng Qin, and Hongyuan Zha. 2019. Personalized fashion recommendation with visual explanations based on multimodal attention network: Towards visually explainable recommendation. In *Proceedings of the 42nd International ACM SIGIR Conference on Research and Development in Information Retrieval*. 765–774.
- [7] Yu Chen, Lingfei Wu, and Mohammed Zaki. 2020. Iterative deep graph learning for graph neural networks: Better and robust node embeddings. *Advances in neural information processing systems* 33 (2020), 19314–19326.
- [8] Yifan Feng, Haoxuan You, Zizhao Zhang, Rongrong Ji, and Yue Gao. 2019. Hypergraph neural networks. In *Proceedings of the AAAI conference on artificial intelligence*, Vol. 33. 3558–3565.
- [9] Xinyu Fu, Jiani Zhang, Ziqiao Meng, and Irwin King. 2020. Magnn: Metapath aggregated graph neural network for heterogeneous graph embedding. In *Proceedings of The Web Conference 2020*. 2331–2341.
- [10] Tianyu Gao, Xingcheng Yao, and Danqi Chen. 2021. Simcse: Simple contrastive learning of sentence embeddings. *arXiv preprint arXiv:2104.08821* (2021).
- [11] Xavier Glorot and Yoshua Bengio. 2010. Understanding the difficulty of training deep feedforward neural networks. In *Proceedings of the thirteenth international conference on artificial intelligence and statistics*. JMLR Workshop and Conference Proceedings, 249–256.
- [12] Changtao He, Quanxi Liu, Hongliang Li, and Haixu Wang. 2010. Multimodal medical image fusion based on IHS and PCA. *Procedia Engineering* 7 (2010), 280–285.
- [13] Kaiming He, Haoqi Fan, Yuxin Wu, Saining Xie, and Ross Girshick. 2020. Momentum contrast for unsupervised visual representation learning. In *Proceedings of the IEEE/CVF conference on computer vision and pattern recognition*. 9729–9738.
- [14] Kaiming He, Xiangyu Zhang, Shaoqing Ren, and Jian Sun. 2016. Deep residual learning for image recognition. In *Proceedings of the IEEE conference on computer vision and pattern recognition*. 770–778.
- [15] Ruining He and Julian McAuley. 2016. VBPR: visual bayesian personalized ranking from implicit feedback. In *Proceedings of the AAAI conference on artificial intelligence*, Vol. 30.
- [16] Xiangnan He, Kuan Deng, Xiang Wang, Yan Li, Yongdong Zhang, and Meng Wang. 2020. Lightgcn: Simplifying and powering graph convolution network for recommendation. In *Proceedings of the 43rd International ACM SIGIR conference on research and development in Information Retrieval*. 639–648.
- [17] Fenyu Hu, Yanqiao Zhu, Shu Wu, Liang Wang, and Tieniu Tan. 2019. Hierarchical graph convolutional networks for semi-supervised node classification. *arXiv preprint arXiv:1902.06667* (2019).
- [18] Wang-Cheng Kang, Chen Fang, Zhaowen Wang, and Julian McAuley. 2017. Visually-aware fashion recommendation and design with generative image models. In *2017 IEEE international conference on data mining (ICDM)*. IEEE, 207–216.
- [19] Farhan Khawar and Nevin L Zhang. 2019. Modeling multidimensional user preferences for collaborative filtering. In *2019 IEEE 35th International Conference on Data Engineering (ICDE)*. IEEE, 1618–1621.
- [20] Diederik P Kingma and Jimmy Ba. 2014. Adam: A method for stochastic optimization. *arXiv preprint arXiv:1412.6980* (2014).
- [21] Thomas N Kipf and Max Welling. 2016. Semi-supervised classification with graph convolutional networks. *arXiv preprint arXiv:1609.02907* (2016).
- [22] Thomas N Kipf and Max Welling. 2016. Semi-supervised classification with graph convolutional networks. *arXiv preprint arXiv:1609.02907* (2016).
- [23] Thomas N Kipf and Max Welling. 2016. Semi-supervised classification with graph convolutional networks. *arXiv preprint arXiv:1609.02907* (2016).
- [24] Qiang Liu, Shu Wu, and Liang Wang. 2017. Deepstyle: Learning user preferences for visual recommendation. In *Proceedings of the 40th international acm sigir conference on research and development in information retrieval*. 841–844.
- [25] Franco Manessi, Alessandro Rozza, and Mario Manzo. 2020. Dynamic graph convolutional networks. *Pattern Recognition* 97 (2020), 107000.
- [26] Aaron van den Oord, Yazhe Li, and Oriol Vinyals. 2018. Representation learning with contrastive predictive coding. *arXiv preprint arXiv:1807.03748* (2018).
- [27] Adam Paszke, Sam Gross, Soumith Chintala, Gregory Chanan, Edward Yang, Zachary DeVito, Zeming Lin, Alban Desmaison, Luca Antiga, and Adam Lerer. 2017. Automatic differentiation in pytorch. (2017).
- [28] Karl Pearson. 1901. LIII. On lines and planes of closest fit to systems of points in space. *The London, Edinburgh, and Dublin philosophical magazine and journal of science* 2, 11 (1901), 559–572.
- [29] Nils Reimers and Iryna Gurevych. 2019. Sentence-bert: Sentence embeddings using siamese bert-networks. *arXiv preprint arXiv:1908.10084* (2019).
- [30] Steffen Rendle, Christoph Freudenthaler, Zeno Gantner, and Lars Schmidt-Thieme. 2012. BPR: Bayesian personalized ranking from implicit feedback. *arXiv preprint arXiv:1205.2618* (2012).
- [31] Steffen Rendle, Christoph Freudenthaler, Zeno Gantner, and Lars Schmidt-Thieme. 2012. BPR: Bayesian personalized ranking from implicit feedback. *arXiv preprint arXiv:1205.2618* (2012).
- [32] Rui Sun, Xuezhi Cao, Yan Zhao, Junchen Wan, Kun Zhou, Fuzheng Zhang, Zhongyuan Wang, and Kai Zheng. 2020. Multi-modal knowledge graphs for recommender systems. In *Proceedings of the 29th ACM international conference on information & knowledge management*. 1405–1414.
- [33] Zhulin Tao, Xiaohao Liu, Yewei Xia, Xiang Wang, Lifang Yang, Xianglin Huang, and Tat-Seng Chua. 2022. Self-supervised learning for multimedia recommendation. *IEEE Transactions on Multimedia* (2022).
- [34] Andreas Veit, Balazs Kovacs, Sean Bell, Julian McAuley, Kavita Bala, and Serge Belongie. 2015. Learning visual clothing style with heterogeneous dyadic co-occurrences. In *Proceedings of the IEEE International Conference on Computer Vision*. 4642–4650.
- [35] Petar Veličković, Guillem Cucurull, Arantxa Casanova, Adriana Romero, Pietro Lio, and Yoshua Bengio. 2017. Graph attention networks. *arXiv preprint arXiv:1710.10903* (2017).
- [36] Petar Veličković, Guillem Cucurull, Arantxa Casanova, Adriana Romero, Pietro Lio, and Yoshua Bengio. 2017. Graph attention networks. *arXiv preprint arXiv:1710.10903* (2017).

- [37] Xiang Wang, Xiangnan He, Meng Wang, Fuli Feng, and Tat-Seng Chua. 2019. Neural graph collaborative filtering. In *Proceedings of the 42nd international ACM SIGIR conference on Research and development in Information Retrieval*. 165–174.
- [38] Xiang Wang, Xiangnan He, Meng Wang, Fuli Feng, and Tat-Seng Chua. 2019. Neural graph collaborative filtering. In *Proceedings of the 42nd international ACM SIGIR conference on Research and development in Information Retrieval*. 165–174.
- [39] Xiao Wang, Meiqi Zhu, Deyu Bo, Peng Cui, Chuan Shi, and Jian Pei. 2020. Am-gcn: Adaptive multi-channel graph convolutional networks. In *Proceedings of the 26th ACM SIGKDD International conference on knowledge discovery & data mining*. 1243–1253.
- [40] Yinwei Wei, Xiang Wang, Xiangnan He, Liqiang Nie, Yong Rui, and Tat-Seng Chua. 2021. Hierarchical user intent graph network for multimedia recommendation. *IEEE Transactions on Multimedia* (2021).
- [41] Yinwei Wei, Xiang Wang, Qi Li, Liqiang Nie, Yan Li, Xuanping Li, and Tat-Seng Chua. 2021. Contrastive learning for cold-start recommendation. In *Proceedings of the 29th ACM International Conference on Multimedia*. 5382–5390.
- [42] Yinwei Wei, Xiang Wang, Liqiang Nie, Xiangnan He, Richang Hong, and Tat-Seng Chua. 2019. MMGCN: Multi-modal graph convolution network for personalized recommendation of micro-video. In *Proceedings of the 27th ACM International Conference on Multimedia*. 1437–1445.
- [43] Jiancan Wu, Xiang Wang, Fuli Feng, Xiangnan He, Liang Chen, Jianxun Lian, and Xing Xie. 2021. Self-supervised graph learning for recommendation. In *Proceedings of the 44th international ACM SIGIR conference on research and development in information retrieval*. 726–735.
- [44] Shu Wu, Yuyuan Tang, Yanqiao Zhu, Liang Wang, Xing Xie, and Tieniu Tan. 2019. Session-based recommendation with graph neural networks. In *Proceedings of the AAAI conference on artificial intelligence*, Vol. 33. 346–353.
- [45] Zhuofeng Wu, Sinong Wang, Jiatao Gu, Madian Khabsa, Fei Sun, and Hao Ma. 2020. Clear: Contrastive learning for sentence representation. *arXiv preprint arXiv:2012.15466* (2020).
- [46] Chenyan Xiong, Russell Power, and Jamie Callan. 2017. Explicit semantic ranking for academic search via knowledge graph embedding. In *Proceedings of the 26th international conference on world wide web*. 1271–1279.
- [47] Zixuan Yi, Xi Wang, Iadh Ounis, and Craig Macdonald. 2022. Multi-modal graph contrastive learning for micro-video recommendation. In *Proceedings of the 45th International ACM SIGIR Conference on Research and Development in Information Retrieval*. 1807–1811.
- [48] Wei Yinwei, Wang Xiang, Nie Liqiang, He Xiangnan, and Chua Tat-Seng. 2021. GRCN: Graph-Refined Convolutional Network for Multimedia Recommendation with Implicit Feedback. *arXiv preprint arXiv:2111.02036* (2021).
- [49] Feng Yu, Yanqiao Zhu, Qiang Liu, Shu Wu, Liang Wang, and Tieniu Tan. 2020. TAGNN: target attentive graph neural networks for session-based recommendation. In *Proceedings of the 43rd international ACM SIGIR conference on research and development in information retrieval*. 1921–1924.
- [50] Chuxu Zhang, Dongjin Song, Chao Huang, Ananthram Swami, and Nitesh V Chawla. 2019. Heterogeneous graph neural network. In *Proceedings of the 25th ACM SIGKDD international conference on knowledge discovery & data mining*. 793–803.
- [51] Jinghao Zhang, Yanqiao Zhu, Qiang Liu, Shu Wu, Shuhui Wang, and Liang Wang. 2021. Mining Latent Structures for Multimedia Recommendation. In *Proceedings of the 29th ACM International Conference on Multimedia*. 3872–3880.
- [52] Muhan Zhang and Yixin Chen. 2018. Link prediction based on graph neural networks. *Advances in neural information processing systems* 31 (2018).
- [53] Yuan Zhang, Dong Wang, and Yan Zhang. 2019. Neural IR meets graph embedding: A ranking model for product search. In *The World Wide Web Conference*. 2390–2400.
- [54] Zhanqiu Zhang, Jianyu Cai, Yongdong Zhang, and Jie Wang. 2020. Learning hierarchy-aware knowledge graph embeddings for link prediction. In *Proceedings of the AAAI Conference on Artificial Intelligence*, Vol. 34. 3065–3072.
- [55] Kun Zhou, Hui Wang, Wayne Xin Zhao, Yutao Zhu, Sirui Wang, Fuzheng Zhang, Zhongyuan Wang, and Ji-Rong Wen. 2020. S3-rec: Self-supervised learning for sequential recommendation with mutual information maximization. In *Proceedings of the 29th ACM International Conference on Information & Knowledge Management*. 1893–1902.