

# Detecting high-dimensional entanglement in cold-atom quantum simulators

Niklas Euler<sup>1,\*</sup> and Martin Gärttner<sup>1,2,3,†</sup>

<sup>1</sup>*Physikalisches Institut, Universität Heidelberg, Im Neuenheimer Feld 226, 69120 Heidelberg, Germany*

<sup>2</sup>*Kirchhoff-Institut für Physik, Universität Heidelberg,*

*Im Neuenheimer Feld 227, 69120 Heidelberg, Germany*

<sup>3</sup>*Institut für Theoretische Physik, Ruprecht-Karls-Universität Heidelberg, Philosophenweg 16, 69120 Heidelberg, Germany*

(Dated: May 15, 2023)

Quantum entanglement has been identified as a crucial concept underlying many intriguing phenomena in condensed matter systems such as topological phases or many-body localization. Recently, instead of considering mere quantifiers of entanglement like entanglement entropy, the study of entanglement structure in terms of the entanglement spectrum has shifted into the focus leading to new insights into fractional quantum Hall states and topological insulators, among others. What remains a challenge is the experimental detection of such fine-grained properties of quantum systems. The development of protocols for detecting features of the entanglement spectrum in cold atom systems, which are one of the leading platforms for quantum simulation, is thus highly desirable and will open up new avenues for experimentally exploring quantum many-body physics. Here we present a method to bound the width of the entanglement spectrum, or entanglement dimension, of cold atoms in lattice geometries, requiring only measurements in two experimentally accessible bases and utilizing ballistic time-of-flight (ToF) expansion. Building on previous proposals for entanglement certification for photon pairs, we first consider entanglement between two atoms of different atomic species and later generalize to higher numbers of atoms per species and multispecies configurations showing multipartite high-dimensional entanglement. Through numerical simulations we show that our method is robust against typical experimental noise effects and thus will enable high-dimensional entanglement certification in systems of up to 8 atoms using currently available experimental techniques.

## I. INTRODUCTION

Since its initial conception inspired by the EPR paradox [1], quantum entanglement has been identified as a key aspect in the understanding of a plethora of physical phenomena such as the dynamics of disordered spin systems [2], the thermalization of closed quantum systems [3, 4], and even in the context of the black hole information paradox [5]. In recent years, much attention has been directed towards the effects of entanglement in condensed matter, where it has been linked to topological properties of quantum states [6, 7] and quantum phase transitions [8–10], among others [11]. Studying entanglement in these macroscopic systems directly is oftentimes too challenging due to limited experimental control and measurement capabilities.

The development of experimental systems offering quantum control on the level of single particles over the last decades has enabled an alternative approach to studying such genuine quantum phenomena. To simulate complex quantum systems, one constructs simpler synthetic systems, called quantum simulators, which mimic, or emulate, the dynamics of the system of interest. In particular, cold atoms trapped in lattice geometries have evolved into the leading platform for quantum simulation of condensed matter systems [12–18]. Through the application of external fields, model parameters can be

tuned within a broad regime ranging from strong repulsive to attractive interactions, equipping the system with an ideal framework to simulate highly entangled quantum states with single atom resolved readout [19–22]. The capability to detect entanglement in these platforms is crucial for the investigation of aforementioned phenomena, but still faces challenges [23]. Many experimentally available criteria can in fact only indicate ("witness") the existence of entanglement in a state qualitatively [24].

In this work we want to go beyond detecting the mere presence of entanglement and instead make statements about the entanglement structure. The standard measure of entanglement for bipartite pure quantum states  $\hat{\rho}_{AB} = |\psi\rangle\langle\psi|$  is the entanglement entropy defined as  $S(\hat{\rho}_A) = S(\hat{\rho}_B) = -\sum_{i=1}^d p_i \log p_i$  with the reduced density matrix  $\hat{\rho}_A = \text{Tr}_B(\hat{\rho}_{AB})$  ( $\hat{\rho}_B$  analogously) and its eigenvalues  $p_i$  [4]. Even though in many cases much can be learned from this quantity, it contains less information than the full eigenvalue spectrum, also known as entanglement spectrum, from which it is derived. Therefore, more recently the entanglement spectrum itself has been used extensively to investigate the role of entanglement in different phenomena including fractional quantum Hall states [25], topological insulators and superconductors [26], 1D-systems in the scaling regime [27], emergent irreversibility [28, 29], and many-body localization transitions [30, 31], leading to new insights. Furthermore, the ability to prepare and certify states with a broad entanglement spectrum would enable the execution of quantum algorithms which exploit this property for enhancing runtime and robustness [32–34].

\* euler@physi.uni-heidelberg.de

† martin.gaerttner@kip.uni-heidelberg.de

The number of non-vanishing terms in the entanglement spectrum is known as the entanglement dimension, or Schmidt rank, of the state. It represents the number of terms needed to faithfully represent the quantum state in the product Hilbert space (with generalizations established for mixed states). Standard methods to obtain the entanglement dimension for cold atom systems available today are based on full state tomography, or on efficient fidelity measurement schemes, for which the number of required measurement bases scales with the local Hilbert space dimension  $L$  like  $\sim L^2$ , or  $\sim L$ , respectively [24]. Recently, advanced methods for accessing information about the entanglement spectrum have been proposed, including Hamiltonian learning [35, 36], random measurement schemes [37, 38], and ancillary system based readout protocols [39]. However, these approaches either make assumptions about the prepared states potentially leading to bias or pose stringent requirements on experimental capabilities (see Sec. VI B for a more detailed discussion).

We propose an alternative approach to detecting high-dimensional entanglement in systems of lattice-confined ultracold atoms. Our method is inspired by earlier findings for entangled photon pairs in different polarization states [40]. In that work the authors construct a measurable lower bound on the state fidelity to a highly entangled reference state. This approach provides a powerful tool as one can define a set of fidelity thresholds with each threshold corresponding to a matching minimum entanglement dimension of the measured state [41]. Bounds on the fidelity to the reference state thus naturally translate to bounds on the entanglement dimension of the prepared quantum state. One can construct such a bound by measuring in only two mutually unbiased bases (MUB)  $|i\rangle_m$  and  $|j\rangle_n$ , i.e.,  $\forall m, n: \langle i|j\rangle_n = L^{-1}$ , simplifying the experimental procedure significantly. However, implementation of two such MUB measurements for cold atom systems is a challenging problem.

Our main contribution is to derive a lower bound on the fidelity to a highly entangled reference state that only requires position and momentum correlation measurements, independent of system size. Both the position and momentum bases can be accessed by measuring the atom positions *in situ* and after ToF expansion [22, 42], techniques which are well-established experimentally [43]. The fidelity bound directly yields a bound on the entanglement dimension, and thus a measurable Schmidt number witness. Furthermore, we generalize this protocol to bipartite systems with multiple indistinguishable particles per species (party) for both fermions and hard-core bosons and to a multipartite setting. One might expect that a bound based on the fidelity to a reference state gives satisfactory results only for experimental states close to that reference, i.e., for states whose reduced density matrix spectrum is similar to that of the reference state. Our findings indicate, however, that our bound detects high-dimensional entanglement for a broad range of quantum states, even in the presence of strong

decoherence. The bound turns out to be robust against typical experimental noise sources and its tightness decreases only linearly with the noise strength, i.e., with the impurity of the prepared state.

In the remainder of this work we first establish a fidelity bound for a pair of two entangled atoms in an optical lattice in Sec. II and test its robustness regarding the effects of statistical noise and state dephasing as well as lattice potential disorder on a Hubbard model in Sec. III. Subsequently, we generalize the method to multiple indistinguishable atoms per species (Sec. IV) and to a multipartite setting, where more than two different atomic species are entangled (Sec. V), showing that genuine multipartite entanglement can be certified. Conclusions and discussion of our results are provided in Sec. VI.

## II. BOUND ON ENTANGLEMENT DIMENSION

Any bipartite pure quantum state on a product Hilbert space  $\mathcal{H} = \mathcal{H}_A \otimes \mathcal{H}_B$  can be represented in Schmidt decomposed form  $|\psi\rangle_{AB} = \sum_{i=1}^k \lambda_i |i\rangle_A \otimes |i\rangle_B$ , a basis choice that minimizes the number of contributions  $k$  (also known as Schmidt rank or entanglement dimension,  $D_{\text{ent}}$ ) needed to represent a given quantum state [44]. Any separable state can be written through one tensor product term alone, and therefore  $k = 1$ . The defining feature of entangled states is that this no longer holds true and thus  $k \geq 2$ , as can be seen on the example of the singlet state  $|\Psi\rangle_{\text{EPR}} = (|\uparrow\downarrow\rangle - |\downarrow\uparrow\rangle)/\sqrt{2}$ . The composition of these tensor product contributions and their weights define the entanglement structure of a quantum state. Gaining information on the full structure is an exceedingly hard problem for multidimensional states, i.e., states entangled in several internal degrees of freedom, or multipartite states, i.e., states made up of three or more entangled parties. Determining the entanglement dimension instead is both insightful and experimentally feasible as we show in this paper.

The entanglement dimension of a bipartite system is bounded by the size of the smaller of the two local Hilbert spaces,  $k_{\text{max}} = \min[\dim(\mathcal{H}_A), \dim(\mathcal{H}_B)] =: L$ . In the remainder of this work we take the local Hilbert space dimensions to be equal and finite. One can choose a maximally entangled state (MES) of the system which has equal coefficients for all  $L$  terms,

$$|\Psi\rangle_{\text{MES}} = \frac{1}{\sqrt{L}} \sum_{m=1}^L |mm\rangle. \quad (1)$$

This highly entangled state acts as a reference to which experimentally prepared states  $\hat{\rho}$  can be compared. To give some intuition, the two subsystems will later be the two atoms in the lattice where  $m$  labels the lattice sites. The fidelity of the experimental state  $\hat{\rho}$  to the reference

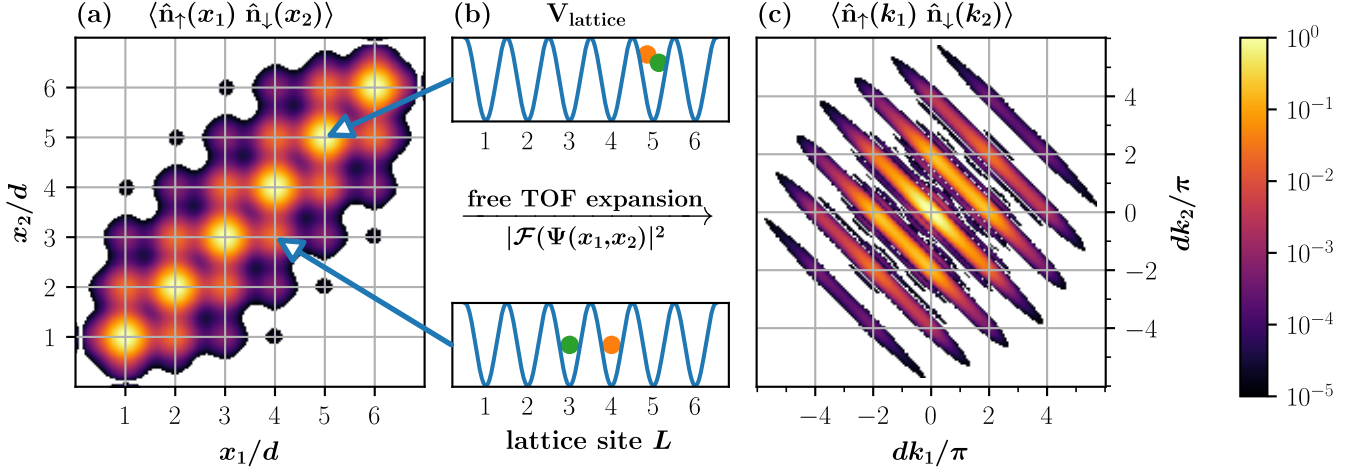


Figure 1. (a) Position space correlation function  $\langle \hat{n}_\uparrow(x_1) \hat{n}_\downarrow(x_2) \rangle$  of the two-particle ground state for  $L = 6$  lattice sites with lattice spacing  $d$ . (b) Graphical representation of both particles occupying the same lattice site (top) or adjacent lattice sites (bottom) with the respective signals in (a). (c) Momentum correlation function  $\langle \hat{n}_\uparrow(k_1) \hat{n}_\downarrow(k_2) \rangle$  corresponding to the position correlation function of (a). All values smaller than  $1 \times 10^{-5}$  in both (a) and (c) have been masked.

MES,

$$F(\hat{\rho}, \Psi_{\text{MES}}) = \frac{1}{L} \sum_{m,n=1}^L \langle mm | \hat{\rho} | nn \rangle, \quad (2)$$

implies a convenient state distance measure to compare the two states, as it is bounded in dependence of the entanglement dimension of  $\hat{\rho}$ . One can explicitly construct a set of bounds  $B_k$  on the fidelity to the MES,  $F(\hat{\rho}, \Psi_{\text{MES}})$ , given by

$$F(\hat{\rho}, \Psi_{\text{MES}}) \leq B_k(\Psi_{\text{MES}}) = \frac{k}{L}, \quad (3)$$

which hold for any experimental state  $\hat{\rho}$  with entanglement dimension  $D_{\text{ent}} \leq k$  [41, 45]. In the case of mixed states,  $\hat{\rho} = \sum_i p_i |\psi_i\rangle\langle\psi_i|$ , the notion of an entanglement dimension has to be extended to the so-called Schmidt number. It is defined as the maximum entanglement dimension of the pure parts  $|\psi_i\rangle$  of the state, minimized over all possible pure-state decompositions:  $D_{\text{ent}}(\hat{\rho}) = \min_{\text{decomp.}} \{\max_i [D_{\text{ent}}(\psi_i)]\}$  [4]. The violation of relation (3) for given  $k$  therefore indicates that  $\hat{\rho}$  is entangled with a dimension of  $k + 1$  or higher. This not only gives a robust entanglement witness since the lowest threshold  $B_1 = L^{-1}$  already indicates entanglement, but also bounds the width of the entanglement spectrum and hence gives insight into the entanglement structure. We exemplify this in Sec. III C for localized dimer states in a Hubbard model where the detected entanglement dimension correlates with the number of macroscopic Schmidt coefficients. Additionally, one can use the fidelity to construct lower bounds on the entanglement of formation as has been shown in [40, 46], establishing  $F(\hat{\rho}, \Psi_{\text{MES}})$  as a versatile source of information about the entanglement content of  $\hat{\rho}$ . Nonetheless, fidelity measurements

come with significant experimental complexity, in general requiring measuring in  $L + 1$  different bases for a  $L$  dimensional local Hilbert space [40].

In the following we establish a lower bound on  $F(\hat{\rho}, \Psi_{\text{MES}})$  accessible to experiments with cold atoms in optical lattices (or arrays of optical tweezers) which only requires measurements in two bases, independent of the local Hilbert space dimension given by the lattice size. We start with the case of two distinguishable atoms here and develop generalizations to higher atom numbers in later sections. The two atoms constitute the two entangled parties, and their local Hilbert spaces are spanned by the atoms' discrete position states (sites) in the optical lattice potential. Consequently, the MES for this product basis is a superposition state with both atoms located at the same lattice site, in a superposition summing over all  $L$  sites with equal probability [Eq. (1)].

It is insightful to split the fidelity into two sums,

$$F(\hat{\rho}, \Psi_{\text{MES}}) = \sum_{m=1}^L \frac{\langle mm | \hat{\rho} | mm \rangle}{L} + \underbrace{\sum_{\substack{m,n=1 \\ m \neq n}}^L \frac{\langle mm | \hat{\rho} | nn \rangle}{L}}_{F_{\text{coh}}}, \quad (4)$$

dividing the contributions into state populations (left sum) and two-particle coherences  $F_{\text{coh}}$  (right sum). The state populations of the two distinguishable species, in the following labeled as  $\uparrow$  and  $\downarrow$  with their corresponding number operators  $\hat{n}_\uparrow$  and  $\hat{n}_\downarrow$ , can be obtained by spatially discretizing the joint density distribution  $\langle \hat{n}_\uparrow(x_1) \hat{n}_\downarrow(x_2) \rangle$ . It can be probed directly through single particle resolved fluorescence imaging, realizing high-precision *in situ* measurements [22, 43, 47]. A representation of  $\langle \hat{n}_\uparrow(x_1) \hat{n}_\downarrow(x_2) \rangle$  for the ground state of a Hubbard Hamiltonian with  $L = 6$  at  $U/J = -12$  is displayed in Fig. 1(a) (for details on the model and numerical implementa-

tion see Sec. III). Each grid point represents a two-particle state contributing to  $\hat{\rho}$ . The signals on the diagonal represent dimer population probabilities, whereas off-diagonal elements correspond to configurations with atoms on different sites [Fig. 1(b)]. The wave function envelope is determined by the on-site Wannier basis of the lattice and depends on the lattice depth  $V_0$  and site spacing  $d$ .

Such direct experimental access is not available for the two-particle coherences  $F_{\text{coh}}$ , but one can instead bound  $F_{\text{coh}}$  from below by measuring in a second basis. A natural choice for cold atoms is the momentum basis, as the system comes with a native implementation of the corresponding basis change, the Fourier transformation. It can be applied efficiently by rapidly switching off the lattice potential and interactions and subsequently letting the atoms propagate in a weak harmonic potential for  $t = T/4$  with trap oscillation period  $T$  before taking a fluorescence image [22, 43]. By repeatedly preparing and measuring a state with this scheme, one acquires samples from the momentum correlation function  $\langle \hat{n}_\uparrow(k_1) \hat{n}_\downarrow(k_2) \rangle$ . To show how to exploit this to bound state coherences from below, we construct the corresponding measurement operator by stating the effect of the Fourier transform on the localized Wannier basis functions of the lattice potential. The basis function for the  $n$ th lattice site can be expressed as  $\omega(x - nd)$  due to the discrete translational invariance of the lattice, where  $d$  is the lattice spacing. Any shift in position space causes a phase factor in momentum space, so one obtains

$$\mathcal{F}[w(x - nd)](k) = \tilde{\omega}(k) \exp(indk) \quad (5)$$

for the single-atom wave function in momentum space with  $\tilde{\omega}(k)$  being the Fourier transform of the Wannier envelope. [43]. Using the field operators,

$$\begin{aligned} \hat{\Psi}_\sigma^\dagger(k) &= \tilde{\omega}(k)^* \sum_{j=1}^L e^{-idkj} \hat{c}_{j,\sigma}^\dagger, \\ \hat{\Psi}_\sigma(k) &= \tilde{\omega}(k) \sum_{j=1}^L e^{idkj} \hat{c}_{j,\sigma}, \end{aligned} \quad (6)$$

defined via lattice-site creation (annihilation) operators  $\hat{c}_{j,\sigma}^\dagger$  ( $\hat{c}_{j,\sigma}$ ), one can represent the particle number operator in momentum space in the position space basis  $\{|j\rangle \mid j \in \{1, \dots, L\}\}$  as

$$\hat{n}_\sigma(k) = \hat{\Psi}_\sigma^\dagger(k) \hat{\Psi}_\sigma(k) = |\tilde{\omega}(k)|^2 \sum_{m,n=1}^L |m\rangle\langle n| e^{id(m-n)k}. \quad (7)$$

As only one particle per species is present in the lattice, no differentiation between fermions and bosons has to be made here. The full expectation value  $\langle \hat{n}_\uparrow(k_1) \hat{n}_\downarrow(k_2) \rangle$  in the density matrix picture is given by the trace over the product of the two momentum number operators and the density matrix,  $\langle \hat{n}_\uparrow(k_1) \hat{n}_\downarrow(k_2) \rangle = \text{Tr}\{\hat{n}_\uparrow(k_1) \hat{n}_\downarrow(k_2) \hat{\rho}\}$ . Finally, by exploiting the cyclic property of the trace one arrives at the following expression:

$$\langle \hat{n}_\uparrow(k_1) \hat{n}_\downarrow(k_2) \rangle = \sum_{m,n,m',n'=1}^L \phi_{mnmm'}(k_1, k_2) \langle mn | \hat{\rho} | m'n' \rangle, \quad (8a)$$

$$\phi_{mnmm'}(k_1, k_2) = |\tilde{w}(k_1, k_2)|^2 e^{-id[(m-m')k_1 + (n-n')k_2]}. \quad (8b)$$

Each density matrix element  $\langle mn | \hat{\rho} | m'n' \rangle$  is weighted by  $\phi_{mnmm'}(k_1, k_2)$  [Eq. (8b)], containing the Fourier transformed Wannier envelope  $\tilde{w}(k_1, k_2) := \tilde{\omega}(k_1) \tilde{\omega}(k_2)$  and a phase factor obtained through the Fourier transformation [47]. Above given description is naturally rewritten in terms of a new set of basis functions  $\{\varphi_{\alpha\beta}^R, \varphi_{\alpha\beta}^I\}$ ,

$$\varphi_{\alpha\beta}^R = |\tilde{\omega}(k_1, k_2)|^2 \cos[d(\alpha k_1 + \beta k_2)], \quad (9a)$$

$$\varphi_{\alpha\beta}^I = |\tilde{\omega}(k_1, k_2)|^2 \sin[d(\alpha k_1 + \beta k_2)], \quad (9b)$$

by bundling terms with the same complex phase factors and their conjugate counterparts into trigonometric basis functions of the two lattice momenta  $k_1$  and  $k_2$ . The full momentum correlation function then reads

$$\langle \hat{n}_\uparrow(k_1) \hat{n}_\downarrow(k_2) \rangle = \sum_{(\alpha,\beta) \in M} \text{Re}(g_{\alpha\beta}) \varphi_{\alpha\beta}^R - \text{Im}(g_{\alpha\beta}) \varphi_{\alpha\beta}^I, \quad (10a)$$

$$g_{\alpha\beta} = 2 \sum_{m,n=1}^L \langle mn | \hat{\rho} | (m+\alpha), (n+\beta) \rangle \quad m+\alpha, n+\beta \in \{1 \dots L\}, \quad (10b)$$

$$M = \{(\alpha, \beta) \in \{0, \dots, L-1\} \times \{-(L-1), \dots, L-1\} \mid \alpha \neq 0 \vee \beta \geq 0\}. \quad (10c)$$

Above mentioned basis weights  $\text{Re}(g_{\alpha\beta})$  and  $\text{Im}(g_{\alpha\beta})$  in Eq. (10a) are sums over the real and imaginary

parts of the coherences of the density matrix  $\hat{\rho}$  [see Eq. (10b)]. Each coefficient  $g_{\alpha\beta}$  is defined by the pair of

position space distances for all contributing coherences  $\langle mn|\hat{\rho}|m'n'\rangle$  to  $g_{\alpha\beta}$  with  $(\alpha, \beta) = (m - m', n - n')$ . The set of all coherences contributing to a given coefficient can simply be constructed by shifting all atom positions of one of the coherences along the lattice. Since we already combined coherences and the corresponding phase factors with their complex conjugates, we have to introduce the index set  $M$  in Eq. (10c) to avoid double counting of coherences. We refer the reader to Ref. [43] for additional information regarding Eq. (10). Obtaining the coefficients  $g_{\alpha\beta}$  is not directly straightforward, as the basis  $\{\varphi_{\alpha\beta}^R, \varphi_{\alpha\beta}^I\}$  is non-orthogonal due to the modulation of the periodic basis functions through the envelope  $|\tilde{w}(k_1, k_2)|^2$  [43]. Projecting the measured distribution [cf. Eq. (10a)] onto the basis function set therefore yields smeared out coefficients  $c_{\alpha\beta}$ ,

$$\text{Re}(c_{\alpha\beta}) = \int dk_1 dk_2 \langle \hat{n}_\uparrow(k_1) \hat{n}_\downarrow(k_2) \rangle \varphi_{\alpha\beta}^R, \quad (11a)$$

$$\text{Im}(c_{\alpha\beta}) = \int dk_1 dk_2 \langle \hat{n}_\uparrow(k_1) \hat{n}_\downarrow(k_2) \rangle \varphi_{\alpha\beta}^I, \quad (11b)$$

where each coefficients also contains small contributions coming from the non-vanishing overlap with other basis elements. To overcome this problem we explicitly construct the linear transformation  $\mathbf{Q}$  that maps the set of actual basis weights  $\vec{G}$  to the measured coefficients  $c_{\alpha\beta}$  contained in  $\vec{C}$ ,

$$\vec{C} = \mathbf{Q} \vec{G}, \quad (12)$$

where each element of the matrix  $\mathbf{Q}$  is given by an overlap integral between a pair of basis functions (for details, see Appendix A). These integrals factorize since the Fourier transformed Wannier envelope factorizes as well; consequently only a small number of 1D integrals linear in the number of lattice sites must be computed to construct  $\mathbf{Q}$ . The actual basis weights  $g_{\alpha\beta}$  are then extracted by formally inverting  $\mathbf{Q}$  and rewriting Eq. (12) as

$$\vec{G} = \mathbf{Q}^{-1} \vec{C}. \quad (13)$$

Numerically, we employ a conjugate gradient method to determine  $\vec{G}$ . The two projection integrals in Eqs. (11a) and (11b) can be evaluated in a simplified way using Monte Carlo importance sampling techniques. By treating the momentum correlation function as a normalizable multivariate probability density, it can be absorbed in a redefinition of the integration variable. The remaining integrals

$$\text{Re}(c_{\alpha\beta}) = \langle \varphi_{\alpha\beta}^R \rangle_{k_1, k_2 \sim \langle \hat{n}_\uparrow(k_1) \hat{n}_\downarrow(k_2) \rangle}, \quad (14a)$$

$$\text{Im}(c_{\alpha\beta}) = \langle \varphi_{\alpha\beta}^I \rangle_{k_1, k_2 \sim \langle \hat{n}_\uparrow(k_1) \hat{n}_\downarrow(k_2) \rangle}, \quad (14b)$$

are then directly evaluated through the measured or simulated momentum correlation samples. This evaluation method enables scalability to higher atom numbers introduced later, as the Monte Carlo integration error scaling

is independent of the integral dimension, while also reducing the variance of the integrand at the same time. We make some additional comments regarding synthetic data generation and efficient computation of  $\mathbf{Q}$  in Appendix A.

At this point one has obtained access to basis weights  $g_{\alpha\beta}$  equal to sums over subsets of coherences of  $\hat{\rho}$ . However, not only the two-particle coherences relevant for  $F_{\text{coh}}$  in Eq. (4) are contained within the basis weights  $g_{\alpha\beta}$ , but also different-site two-particle coherences not contributing to the fidelity  $F(\hat{\rho}, \Psi_{\text{MES}})$ . We note that any general density matrix element is bounded from above by using Cauchy-Schwarz inequality

$$\begin{aligned} \text{Re}(\langle mn|\hat{\rho}|m'n'\rangle) &\leq |\langle mn|\hat{\rho}|m'n'\rangle| \\ &\stackrel{\text{CSI}}{\leq} \sqrt{\langle m'n'|\hat{\rho}|m'n'\rangle \langle mn|\hat{\rho}|mn\rangle}, \end{aligned} \quad (15)$$

with the RHS containing only already measured state populations and thus adding no new experimental complexity. For pure states the second inequality in Eq. (15) is obviously tight, but it grows more loose with increasing mixedness of the state. In the two-atom case presented here the subset of  $(\alpha, \beta) \in M$  which carries relevant two-particle coherences reduces to  $\alpha = \beta =: \delta \in \{1, \dots, L-1\}$ . The desired sum of relevant coherences can then be lower bounded by subtracting the bounds in Eq. (15) for all non-contributing coherences from the sum of relevant basis coefficients,

$$\begin{aligned} \sum_{\substack{m,n=1 \\ m \neq n}}^L \frac{\langle mm|\hat{\rho}|nn\rangle}{L} &= \sum_{\substack{m,n=1 \\ m < n}}^L \frac{2 \text{Re}(\langle mm|\hat{\rho}|nn\rangle)}{L} \geq \\ &\sum_{\delta=1}^{L-1} \left( \frac{\text{Re}(g_{\delta\delta})}{L} - 2 \sum_{\substack{m,n=1 \\ m \neq n}}^{L-\delta} \frac{\sqrt{\langle m'n'|\hat{\rho}|m'n'\rangle \langle mn|\hat{\rho}|mn\rangle}}{L} \right) \\ &=: \tilde{F}_{\text{coh}}(\hat{\rho}, \Psi_{\text{MES}}) \\ &\text{with } m' := m + \delta \quad n' := n + \delta \end{aligned} \quad (16)$$

where the second sum of the last expression covers all non-dimer coherences. Together with the same-site populations displayed in the first sum of Eq. (4) we formulate the complete experimentally accessible lower bound on the fidelity of the experimental state  $\hat{\rho}$  to  $\Psi_{\text{MES}}$  as

$$\tilde{F}(\hat{\rho}, \Psi_{\text{MES}}) = \sum_{m=1}^L \frac{\langle mm|\hat{\rho}|mm\rangle}{L} + \tilde{F}_{\text{coh}}(\hat{\rho}, \Psi_{\text{MES}}). \quad (17)$$

Inserting this bound in Eq. (3) yields our first main result

$$\tilde{F}(\hat{\rho}, \Psi_{\text{MES}}) \leq F(\hat{\rho}, \Psi_{\text{MES}}) \leq B_k(\Psi_{\text{MES}}), \quad (18)$$

where the fidelity bound  $\tilde{F}$  constitutes an entanglement dimension witness and is obtainable directly through fluorescence measurements, *in situ* and after ToF. Thus, if

$\tilde{F}(\hat{\rho}, \Psi_{\text{MES}})$  exceeds  $B_k(\Psi_{\text{MES}})$  for some given  $k$ , the state  $\hat{\rho}$  is certified to be entangled in at least  $k+1$  dimensions.

The proposed experimental protocol can be summarized as follows: One prepares an ensemble of two atoms of different species in a periodic potential in some state of interest. (i) By single-atom resolved detection one measures the position space correlation function  $\langle \hat{n}_{\uparrow}(x_1) \hat{n}_{\downarrow}(x_2) \rangle$ . The signal is discretized by identifying the atom positions obtained in each shot with a pair of lattice sites, which yields the position space populations  $\langle mn | \hat{\rho} | mn \rangle$  entering in Eqs. (16) and (17). (ii) The momentum space distribution is probed through ballistic ToF expansion, resulting in an effective Fourier transformation of the wave function. From the measured momentum correlation function  $\langle \hat{n}_{\uparrow}(k_1) \hat{n}_{\downarrow}(k_2) \rangle$  the coefficients  $c_{\alpha\beta}$  are obtained by computing the overlap between the measured distribution and the trigonometric basis functions  $\{\varphi_{\alpha\beta}^{\text{R}}, \varphi_{\alpha\beta}^{\text{I}}\}$  [Eq. (9)], i.e., by evaluating the basis functions using the sampled momenta. From these, the corrected expansion coefficients  $g_{\alpha\beta}$  are obtained via Eq. (13) and inserted into Eq. (16), which yields the desired lower bound on MES fidelity in Eq. (17). The statistical requirements for confident certification are discussed in Sec. III A and a study of the robustness of the protocol with respect to typical experimental noise effects is given in Secs. III B and III C.

### III. CERTIFICATION ROBUSTNESS UNDER REALISTIC CONDITIONS

We study the performance of our method under realistic experimental conditions through numerical simulations. Our model system is a 1D open-boundary Hubbard model, realized by cold atoms in a deep optical lattice ( $V_0 = 8E_r$  [48]) in the tight binding approximation [49]. Due to limited wave function overlap between sites, all tunneling going beyond adjacent sites is suppressed. Through the application of external magnetic fields, Feshbach resonances can be utilized to implement an effective on-site atom-atom interaction with highly tuneable interaction strength [50]. The dynamics of the system is captured by the Hamiltonian

$$\hat{H} = -J \sum_{\sigma} \sum_i (\hat{c}_{i,\sigma}^{\dagger} \hat{c}_{i+1,\sigma} + \text{h.c.}) + U \sum_i \hat{n}_{i\downarrow} \hat{n}_{i\uparrow}, \quad (19)$$

with the tunneling strength  $J$ , interaction strength  $U$ , creation (annihilation) operator  $\hat{c}_{i,\sigma}^{\dagger}$  ( $\hat{c}_{i,\sigma}$ ) for an atom on site  $i$  and in spin state  $\sigma \in \{\uparrow, \downarrow\}$  and their corresponding atom number operators  $\hat{n}_{i\downarrow}$ ,  $\hat{n}_{i\uparrow}$  [51]. This system is characterized by the ratio  $U/J$  ( $J > 0$ ), where negative values correspond to attractive and positive values to repulsive interactions. In the simple case of two distinguishable particles both Fermi-Dirac and Bose-Einstein-statistics produce the same dynamics. The Hubbard model was chosen due to its simplicity and widespread use in numerical modeling [16, 49], but our readout scheme is also applicable to other lattice Hamiltonians.

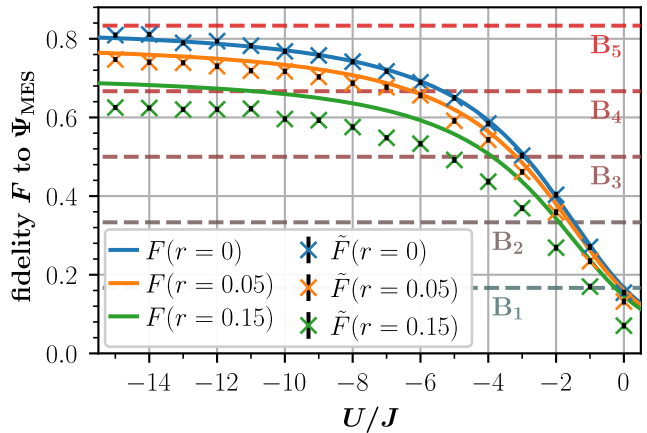


Figure 2. Dependence of the fidelity  $F$  and the fidelity bound  $\tilde{F}$  on the interaction-to-tunneling-strength ratio  $U/J$  for pure ( $r = 0$ ) and dephased ( $r \in \{0.05, 0.15\}$ ) ground states. The  $B_k$  threshold are the horizontal dashed lines such that fidelities above any  $B_k$  indicate at least  $k+1$  entanglement dimensions. Both  $F$  and  $\tilde{F}$  increase with growing attractive interaction strength before saturation. The tightness of  $\tilde{F}$  decreases with increasing mixing rate  $r$ . The statistical error bars are small and barely visible.

In the remainder of this section we consider the ground state of the two atoms in a lattice of size  $L = 6$  with attractive interactions at  $U/J = -12$  and use  $2.5 \times 10^4$  momentum space and  $1 \times 10^4$  position space samples for certification, unless specified otherwise. In this configuration  $\hat{\rho}$  is entangled in all 6 lattice degrees of freedom meaning  $D_{\text{ent}} = 6$  and thus serves as a suitable test state for our entanglement detection scheme. Figure 1(a) shows a representation of the position space probability distribution. Through exact diagonalization we find that the fidelity  $F(\hat{\rho}, \Psi_{\text{MES}})$  increases with growing attractive interaction strength (blue line in Fig. 2), but the ground state does not converge to  $\Psi_{\text{MES}}$  ( $F(\hat{\rho}, \Psi_{\text{MES}}) < 1$ ). Knowing the exact fidelity would enable us to certify 5 out of the 6 entanglement dimensions for moderately attractive interactions [ $\tilde{F}(\hat{\rho}, \Psi_{\text{MES}}) > B_4$  for  $U/J \lesssim -6$ ]. The offset in fidelity with the MES is an effect of finite system size as central sites are energetically favored for open boundary conditions since more tunneling pathways are available [see Fig. 3(a)], making the distribution of populations non-uniform. Since the Schmidt coefficients are given by the double-occupation probabilities in the strongly attractive limit, this behavior translates to a non-uniform entanglement spectrum. In the case of the pure ground state we find our fidelity bound to be tight (blue markers in Fig. 2). Using our protocol therefore yields the highest certifiable entanglement dimension achievable using the fidelity to the MES.

In the following subsections we discuss requirements of our detection scheme in terms of its robustness with respect to typical experimental imperfections and noise sources, starting with finite measurement statistics in



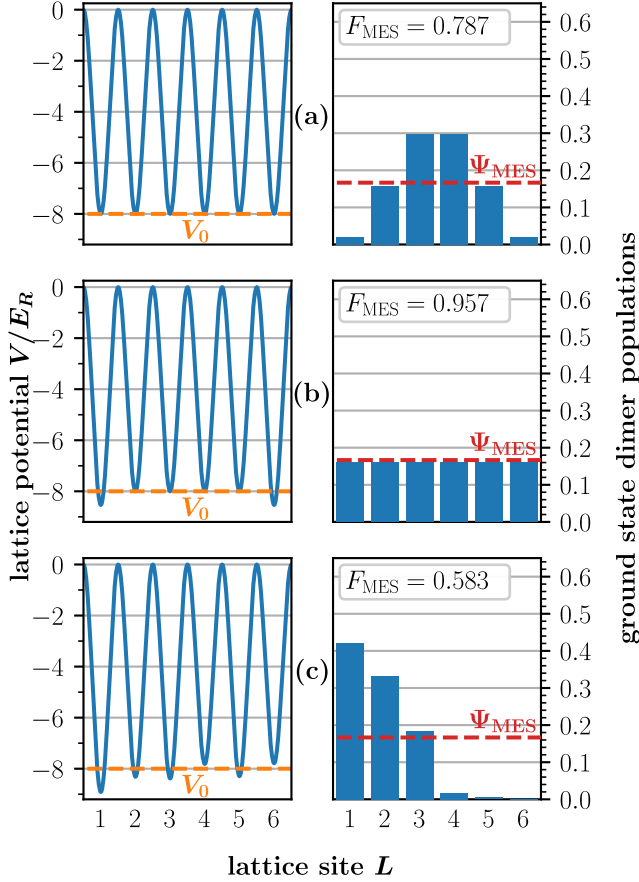


Figure 3. Lattice potential configurations in units of the recoil energy  $E_R$  (left) and the respective dimer occupation probability distributions for the ground state (right). The dashed lines indicate the potential baseline depth  $V_0$  (orange) and the uniform probability distribution of the MES  $\Psi_{\text{MES}}$  (red). In all three cases the ground state has the maximum entanglement dimension of  $D_{\text{ent}} = 6$ . (a) Even unaltered lattice potential. The dimer population is heavily centered on the central lattice sites. One can certify up to  $D_{\text{ent}} = 5$ . (b) Lattice with increased potential depth at the outlying sites, resulting in an uniform distribution among all lattice sites and full certification of  $D_{\text{ent}} = 6$ . (c) Lattice with potential fluctuations  $\Delta_E \sim \mathcal{N}(0, 0.08J)$  on each lattice site. The dimer population shows strong localization and is far away from  $\Psi_{\text{MES}}$ . Still  $D_{\text{ent}} = 4$  can be certified.

Sec. III A. In Sec. III B we study the effect of generic dephasing noise arising in experiments, which can for example be caused by fluctuations of trapping light parameters or control fields during state preparation. Finally, we consider fluctuations of the depth of individual lattice sites characteristic for realizations using arrays of optical tweezers in Sec. III C. Randomized potentials lead to localization of atom pairs and thus potentially to a reduction of the entanglement dimension, an effect which becomes observable through our detection scheme. Moreover, in Sec. III D, we discuss the behavior of our approach in the limit of large lattice sizes.

For the simulation results presented above in Fig. 2, the first two effects are already addressed within the simulation. Finite measurement statistics induce fluctuations of the certified fidelity and thus impact entanglement detection. Additionally, experimental quantum state realizations are in general not pure wave functions  $|\psi_0\rangle$ , but face mixing and decoherence. A simple model to account for this is to replace  $|\psi_0\rangle$  with a dephased density matrix  $\hat{\rho} = (1 - r)|\psi_0\rangle\langle\psi_0| + rL^{-2}\mathbb{1}$  with a mixing parameter  $r$  related to the state impurity  $\bar{p} = 1 - p$ , washing out the probability distribution. Both effects have been included to produce dephased ground states in Fig. 2, each with sampled correlation functions at mixing strengths  $r = 0.05$  ( $\bar{p} \approx 0.095$ ) and  $r = 0.15$  ( $\bar{p} \approx 0.270$ ), respectively (orange and green data sets throughout this work). These model alterations clearly lead to bound tightness loss and add random noise to the fidelity bound  $\tilde{F}$ , as visible in Fig. 2. We now discuss these matters in more detail in the following.

### A. Sampling Statistics

In experiments, both the joint position space distribution  $\langle n_\uparrow(x_1)n_\downarrow(x_2) \rangle$  and the momentum space distribution  $\langle n_\uparrow(k_1)n_\downarrow(k_2) \rangle$  are probed by repeated state preparation and measurement, each experimental run providing one sample point drawn from the respective distribution. Finite sample numbers are the cause of statistical errors in our fidelity bound estimation. In this section we systematically explore the scaling of the standard error (SE) of our bound  $\tilde{F}(\hat{\rho}, \Psi_{\text{MES}})$  with regard to the sample size to determine how many samples are required for acceptable error margins. The position space distribution can be obtained directly in discretized form with  $L^2$  different outcomes, whereas the momentum space distribution is continuous in  $k_1$  and  $k_2$  and needs to be processed via Monte-Carlo integration, demanding more samples. We therefore put special emphasis on the momentum distribution in the following and fix the number of position space samples to  $N_{\text{pos}} = 1 \times 10^4$ .

To analyze scaling properties with regard to available measurement statistics, we compute the fidelity bound  $\tilde{F}$  for a wide range of synthetic momentum space sample sizes  $N_s$ . The results for different values of  $r \in \{0, 0.05, 0.15\}$  are presented in Fig. 4(a). For  $\bar{p} = r = 0$  (blue data set) the average of the distribution (dash-dotted line) and the true state fidelity coincide, indicating that we can reconstruct the right fidelities without bias. The SE  $\sigma_{\tilde{F}}$  of the distribution for different impurities and sample numbers is shown in Fig. 4(b). We report no significant dependence of  $\sigma_{\tilde{F}}$  on the impurity and find a power law behavior with exponent  $b = (-0.48 \pm 0.02)$  [Fig. 4(c), computed with the  $r = 0$  data set], consistent with the expectation of Monte Carlo error scaling  $\sigma_{\text{MC}} \sim 1/\sqrt{N_s}$ . The complete set of all fitting parameters for this and all following numerical fits can be found in Appendix B. At high momentum space sample num-

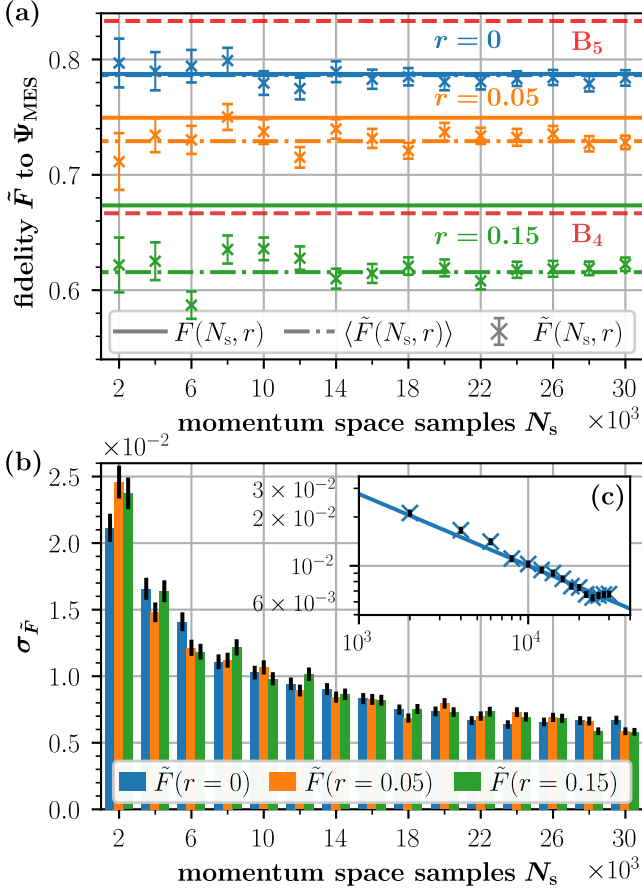


Figure 4. (a) Fidelity bound  $\tilde{F}$  as a function of the number of momentum space samples for mixing strengths  $r \in \{0, 0.05, 0.15\}$ . The gap between the true fidelity  $F$  (solid lines) and the fidelity bound average  $\langle \tilde{F} \rangle$  (dash-dotted lines) increases with growing impurity. Each marker represents one sampling realization. (b) Dependence of the SE of the fidelity bound  $\sigma_{\tilde{F}}$  on the number of momentum space samples  $N_s$  for mixing strengths from (a). (c) Linear regression of log-log represented  $\sigma_{\tilde{F}}$  data for  $r = 0$  from (b), demonstrating power law scaling.

bers we observe a saturation of the error, as the number of position space samples has been kept constant and the corresponding statistical fluctuations start to dominate. We conclude that  $1 \times 10^4$  position space samples and  $1.2 \times 10^4$  momentum space samples are sufficient to reduce the SE to  $\sigma_{\tilde{F}} < 0.01$ , independent of the state impurity.

When the fidelity lower bound is used to certify the entanglement dimension of the experimental state, statistical requirements for faithful certification solely depend on the distance to the next threshold value  $B_k$ . Fidelity bound values directly in the middle of two  $B_k$  lines maximize this distance and have the highest admissible margin of error, whereas fidelities close to thresholds call for ever increasing sample sets to provide the needed accuracy. The measured bound value can be monitored on

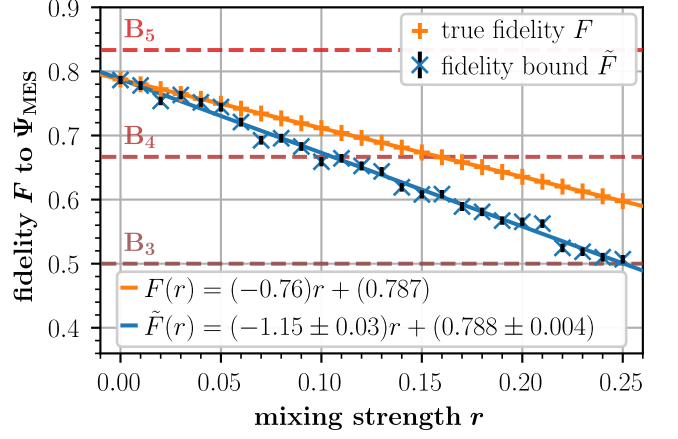


Figure 5. Systematic linear scaling of both  $F$  and  $\tilde{F}$  with the state mixing parameter  $r$ . Since the true fidelity  $F$  is computed exactly, linear regression errors [ $\mathcal{O}(1 \times 10^{-16})$ ] are solely caused by machine precision and are omitted here. The error of  $\tilde{F}$  is of statistical nature and barely visible.

the fly to adapt the number of samples taken in order to fulfill statistical requirements.

Our data indicates that surprisingly low sample numbers can be sufficient for robust entanglement detection. For example, the distance to the next relevant threshold  $B_5$  (red dashed line in Fig. 4(a) for the pure ground state at  $U/J = -12$  is given by  $B_5 - \langle \tilde{F} \rangle > 2\sigma_{\tilde{F}}$ , even at only  $N_s = 2000$  samples, a statistically significant statement. The fidelity to the MES drops with decreasing attractive interaction strength, and with it the distance to the next lower fidelity threshold. Sample set sizes should thus be adapted for less attractive interaction strengths.

## B. Dephasing Noise

Both the fidelity  $F$  and fidelity bound  $\tilde{F}$  decrease linearly with the mixing parameter  $r$ , as shown in Fig. 5. The bound declines faster than the actual state fidelity; the linear fit slopes are  $a = -0.76$  (fidelity) in contrast to  $\tilde{a} = -1.15 \pm 0.03$  (fidelity bound) [52]. Consequently, the tightness gap widens linearly with a slope of  $a_{\text{Gap}} = 0.39 \pm 0.03$  with  $r$ . Our bound certifies the same entanglement dimension as could be certified with the actual fidelity for most of the investigated impurity regime  $r \leq 0.25$  and with only one dimension less in the regime  $0.1 \lesssim r \lesssim 0.16$  (Fig. 5). Certification of high-dimensional entanglement therefore remains possible even for significantly mixed states.

## C. Lattice Potential Disorder

Next, we investigate the tightness of our fidelity bound in the presence of lattice potential disorder, which typi-



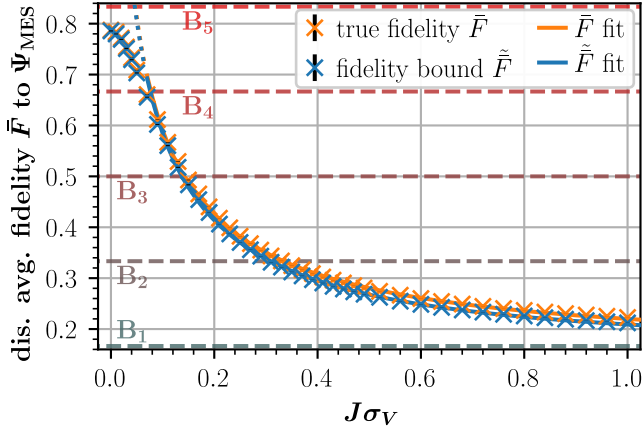


Figure 6. Disorder ensemble average of the fidelity  $\bar{F}$  as a function of the strength (standard deviation  $J\sigma_V$ ) of lattice depth fluctuations. After an initial transitional phase, fidelity and bound follow a stretched exponential decay for potential fluctuations with  $J\sigma_V \gtrsim 0.07$ . Data points in the dotted part of the line are excluded from the fit, indicating deviating behavior for very weak fluctuations due to finite size effects.

cally arises in experiments with arrays of optical tweezers where the relative intensities, and thus depths, of the individual tweezer traps are difficult to stabilize. We introduce a modified Hamiltonian based on Eq. (19) including normally distributed potential depth fluctuation for each lattice site,

$$\hat{H}_{\Delta V} = \hat{H} + \sum_i \Delta V_i (\hat{n}_{i\downarrow} + \hat{n}_{i\uparrow}), \quad \Delta V_i \sim \mathcal{N}(0, (J\sigma_V)^2), \quad (20)$$

with the tunneling strength  $J$  as energy scale. It should be noted that the fluctuations are modeled to be uncorrelated, a realistic assumption in the case of optical tweezer arrays, but not necessarily for optical lattices. Imperfections in the potential landscape cause localization in the ground state wave function and decreased fidelity to the reference state  $\Psi_{\text{MES}}$ , as seen in Fig. 3(c). The resulting composition of the localized state is quite different compared to that of  $\Psi_{\text{MES}}$  with strongly peaked double-occupation probabilities around some localization center. Even though the two distributions differ significantly, our method still enables one to certify an entanglement dimension of  $D_{\text{ent}} = 4$ , demonstrating the wide applicability of the protocol, as we can detect major components of the entanglement spectrum of a state not close to the reference. In particular, it allows us to track the reduction of entanglement due to disorder-induced pair localization, as we discuss in the following.

In the strongly attractive regime of  $U/J = -12$  the states with both atoms at the same lattice site have a contribution of 95.7% to the pure undisturbed ground state populations. It is therefore a reasonable simplification to treat the atom pair as a bound dimer moving through the lattice. The ground state localization

is then in agreement with the predictions of Anderson localization for disordered potentials, where the occupation probability is suppressed exponentially when going away from the localization center [53]. One-dimensional systems are expected to localize for any non-zero potential disorder, with the localization length depending on the disorder strength [54].

To investigate the effect of shot-to-shot lattice potential fluctuations on the (detected) MES-fidelity, we simulate single experiments on ground state mixtures of 1000 individual disorder realizations configured according to Eq. (20) and compute the disorder ensemble average  $\bar{F}$  over 1000 experimental runs. Both  $\bar{F}$  and  $\tilde{F}$  decrease according to a stretched exponential law  $\sim \exp\{-b(J\sigma_V)^c\}$  with increasing potential depth fluctuation  $J\sigma_V$  and approach the  $B_1$  entanglement threshold, shown in Fig. 6. We find good fit agreement with parameters  $c = 0.256 \pm 0.015$  for the true fidelity and  $\tilde{c} = 0.311 \pm 0.015$  for our bound for values  $J\sigma_V \gtrsim 0.07$ . The bound tightness does not decrease significantly compared to the disorder free lattice, even for the strongest simulated fluctuation strengths. This is quite remarkable, as each investigated state is a mixture of thousands of individually localized disorder realizations. Consequently, our bound certifies the same entanglement dimension or Schmidt number as the true fidelity for a large regime of disorder strengths. This behavior is markedly different from the case of depolarizing noise, where we found a linearly widening gap between fidelity bound and true fidelity.

The breakdown of the fit at small disorder strengths is caused by the finite size of the lattice. For very weak disorder, the localization length exceeds the lattice scale. In this regime, the fidelity therefore only decreases slowly with increasing disorder strengths, up until single disorder centers can be fully resolved in the lattice. The  $J\sigma_V = 0$  data point additionally marks the critical point of the localization phase transition in 1D, so anomalous behavior is expected here. Consequently, small disorder strengths do not significantly decrease the fidelity  $F(\hat{\rho}, \Psi_{\text{MES}})$ , and thus also our bound decreases at a reduced rate.

#### D. Lattice Size Dependence of the State Fidelity

Scalability of entanglement certification with respect to the lattice size  $L$  is of significant concern for experimental implementations. To systematically investigate this we repeat our previous simulation for a range of different lattice sizes. Our data for a system with finite sampling statistics and dephasing noise shows an algebraic asymptotic decline of the fidelity with growing lattice size, as shown in Fig. 7(a). The fidelities and fidelity bounds approach constant non-zero values for  $L \rightarrow \infty$ , depending on the state mixing strength  $r$ . Consequently, certified entanglement dimensions continue to grow as  $L \rightarrow \infty$ . The exponent  $b$  of a power law fit to

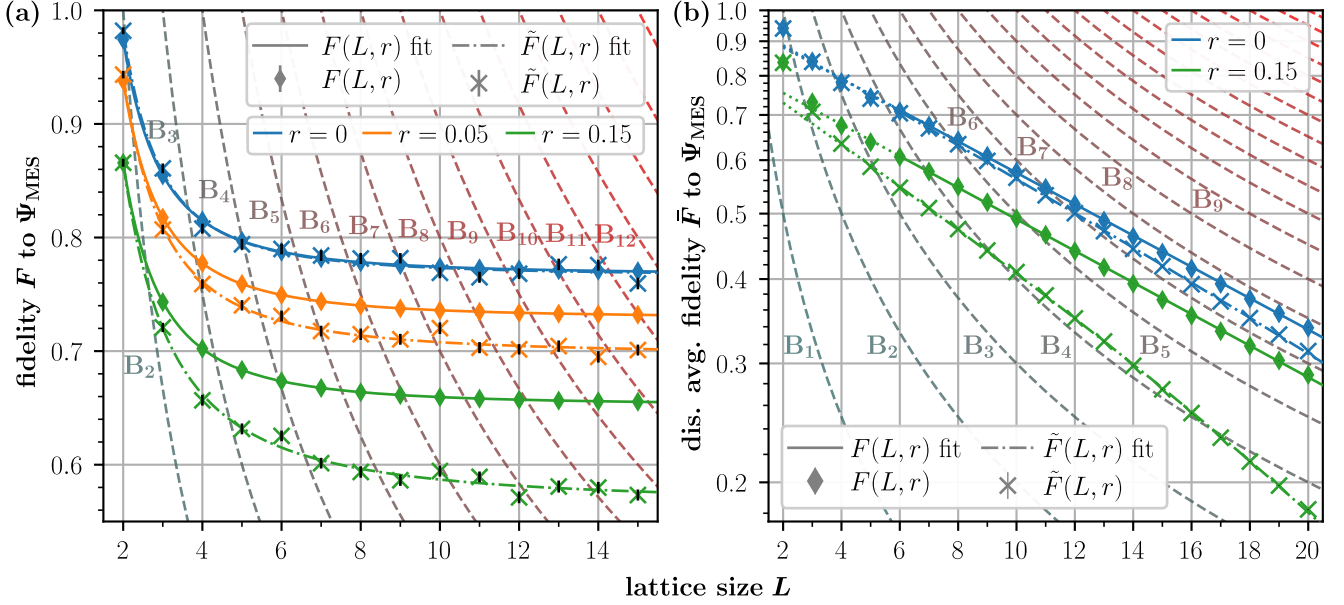


Figure 7. Lattice size dependence of the fidelity. **(a)** Scaling of the fidelity  $F$  of the ground state of a flat optical lattice as a function of the number of lattice sites  $L$  and the mixing parameter  $r$ . Numerical data including statistical noise fits well to asymptotic algebraic behavior. The certifiable entanglement dimension continues to grow with increasing lattice size, as the fidelity asymptotically approaches its infinite system size value. **(b)** Log-linear plot of the fidelity for a disordered lattice of size  $L$  with fixed disorder strength  $J\sigma_V = 0.05$ , showing an exponential fidelity decay. The number of entanglement dimensions accessible to certification has a maximum of  $D_{\text{ent}} = 7$  before decreasing again with growing system size. The numerical fits have been computed using data points with  $L \geq 6$  (non-dotted lines) and contain an offset for the bounds. The data for  $r = 0.05$  is not included in the figure for better visual clarity. Statistical error bars, especially on the true fidelity  $F(L, r)$ , are barely visible. Both configurations are evaluated with increased  $2.5 \times 10^4$  position space and  $5 \times 10^4$  momentum space samples.

the data for the true fidelities  $F$  remains approximately constant with increasing mixing ratio, varying only between  $b(r=0) = -2.123 \pm 0.003$  and  $b(r=0.15) = -2.101 \pm 0.003$ . Contrarily, a more significant spread can be found for the bounds  $\tilde{F}$  with exponents between  $\tilde{b}(r=0) = -2.14 \pm 0.14$  and  $\tilde{b}(r=0.15) = -1.64 \pm 0.08$ . The scaling behavior of our bound thus depends on the level of dephasing.

The addition of lattice disorder changes the situation. From previous data (see Sec. III C) we expect localization into dimers, but the dependence on the lattice size is not immediately evident. Our investigation of a lattice with fixed disorder strength  $J\sigma_v = 0.05$  yields an exponential fidelity drop-off  $\sim \exp(-bL)$ , as shown in Fig. 7(b). As our investigated states are mixtures of ground states of different disorder realizations, we do not expect the bound to be tight in the limit of large  $L$ . To account for this we include an offset  $c$  in the exponential fit to  $\tilde{F}$ . We find similar fidelity decay rates for all mixing rates ranging from  $b(r=0) = 0.05350 \pm 2.5 \times 10^{-4}$  to  $b(r=0.15) = 0.05387 \pm 2.2 \times 10^{-4}$ . The decay rates of the bound show a stronger dependence on the mixing rates with  $\tilde{b}(r=0) = 0.0534 \pm 0.0026$  and  $\tilde{b}(r=0.15) = 0.0644 \pm 0.0017$ . All fits match the data very well at large lattice sizes, but significantly underestimate the fidelity in double and triple-well configurations. Again, finite size effects offer a plausible explanation for this behav-

ior: The localization length of the system can exceed the lattice size, making it impossible to resolve a localization center fully in small systems.

Since the entanglement dimension thresholds scale only linearly,  $B_k \sim L^{-1}$ , as compared to the exponentially decaying fidelity, the certified entanglement dimension decreases to  $D_{\text{ent}} = 1$  for  $L \rightarrow \infty$ . Consequentially, after an initial increase of certifiable entanglement, the entanglement dimension accessible through the bound starts to decline. Based on the reported fit we extrapolate a maximum certifiable entanglement dimension of  $D_{\text{ent}} = 7$  for pure states and  $D_{\text{ent}} = 5$  for  $r = 0.15$  for a fixed disorder standard deviation of  $J\sigma_v = 0.05$ .

The above simulations demonstrate the strong impact of site-to-site lattice potential fluctuations on the scaling behavior of fidelity, and thus on the certifiable entanglement dimension for large lattice sizes. While in the case of a disorder-free lattice the certifiable entanglement dimension increases indefinitely with lattice size, disorder-induced localization effects lead to a maximal certifiable dimension reached at some finite lattice size, depending on the disorder strength. We note that site-to-site potential fluctuations may be present for arrays of optical tweezers, while in the case of optical lattices, realized by a single retro-reflected laser beam, intensity fluctuations will lead to correlated potential fluctuations not affecting the ground state properties. Also, the precise properties

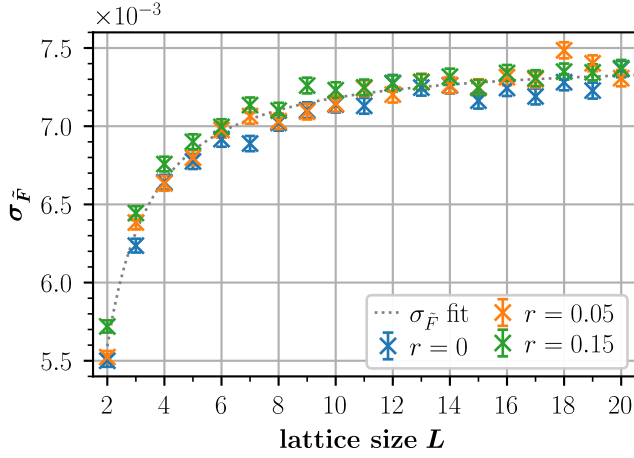


Figure 8. Dependence of the SE of the fidelity bound  $\sigma_{\tilde{F}}$  on the lattice size  $L$  at fixed number of samples. All mixing rates  $r \in \{0, 0.05, 0.15\}$  show similar initial growth of  $\sigma_{\tilde{F}}$  before saturation. The combined data set is well described using an algebraic asymptotic growth model, showing little variation in  $\sigma_{\tilde{F}}$  for lattices with  $L \geq 10$

of the prepared state may depend on the experimental preparation scheme, not discussed in this work. Furthermore, viewing disorder as a feature and tuning its strength deliberately, our method allows studying dimer localization through the lens of the entanglement spectrum.

Finally, we consider the dependence of statistical errors on the lattice size, again with fixed sample numbers. For this purpose we analyze  $1 \times 10^4$  bootstrap resampling realizations to estimate the SE  $\sigma_{\tilde{F}}$  for lattice chains with length up to  $L = 20$ , at display in Fig. 8. All three simulated mixing rates give qualitatively and quantitatively similar errors. To extract the general trend we average over the three mixing rate data sets for improved statistics and fit with an algebraic asymptotic growth model, which shows good agreement in the investigated regime. We therefore find  $\sigma_{\tilde{F}}$  to be largely independent of the lattice size. Scaling up to extended lattice chains is therefore not statistically prohibitive, opening up the possibility to feasibly prepare and certify states with very high-dimensional entanglement.

In summary, state dephasing and lattice fluctuations have different impact signatures on both the true fidelity  $F$  and on our fidelity bound  $\tilde{F}$ . While the bound tightness is loosened by growing dephasing with a linearly widening gap between  $F$  and  $\tilde{F}$ , it remains mostly tight in the presence of lattice potential fluctuations. The statistical errors follow the expected Monte Carlo scaling  $\sim 1/\sqrt{N_s}$ ; very moderate sample numbers of  $\approx 1 \times 10^4$  both in momentum and position space are sufficient to reduce SEs to the sub-percent range for all investigated lattice sizes. The bound is therefore robust with respect to typical noise sources and the entanglement certification capability comes close to that of the true fidelity.

#### IV. MULTIPLE PARTICLES PER SPECIES

In the context of quantum simulation of condensed matter physics problems the two-atom configuration discussed so far presents a somewhat unphysical low density limit. Eventually, one would like to access the entanglement structure near half-filling, meaning atom number  $N = L/2$ , where true many-body effects emerge.

However, our method still relies on the measurement of coefficients of trigonometric basis functions, the number of which scales with the local Hilbert space size, so exponentially in particle number. The true many-body regime hence stays out of reach for the scheme presented in this work. Nonetheless, studies of few-body cold atom systems in the last decade have revealed that few-body dynamics approaches the many-body limit even at very moderate particle numbers [55, 56]. Few-body systems are thus interesting candidates for quantum simulation and, in particular, entanglement certification, and give experimentalists capabilities beyond that of simpler two-particle systems like entangled photon pairs. Recent success in the preparation and control of indistinguishable atom systems motivate this ansatz [57, 58]. Here we want to extend our method to multiple particles in each of the two subsystems and present numerical simulations for up to  $N = 4$  particles per species.

##### A. Theoretical Considerations

Systems in which the number of atoms per species is increased to  $N > 1$  can conveniently be described in a second quantization picture with different Fock modes. These modes are labeled by the particles' spin and their lattice positions, and are occupied by a given number of particles. For the fermionic atoms in the Fermi-Hubbard model, each lattice site can at most be populated by one atom per species due to Pauli exclusion. Hard-core bosons have the same exclusion rule, here enforced by strong repulsive on-site interactions. The resulting dimension of the local Hilbert space, i.e., the Hilbert space available to each species, which determines the maximal entanglement dimension, thus becomes

$$D_{\text{ent}}^{\text{max}} = \binom{L}{N}. \quad (21)$$

A half-filling configuration gives the highest possible entanglement dimension for a given lattice size with  $D_{\text{ent}}^{\text{max}}(N = L/2) = L!/[(L/2)!]^2$ . The  $2N$ -body wave function  $|\Psi\rangle_{\text{MES}}^{N+N}$  then reads

$$|\Psi\rangle_{\text{MES}}^{N+N} = \frac{1}{\sqrt{\binom{L}{N}}} \sum_{\substack{1 \leq m_i \leq L \\ m_i < m_{i+1}}}^L |m_1 \dots m_N\rangle_{\text{A}} \otimes |m_1 \dots m_N\rangle_{\text{B}}, \quad (22)$$

with the normalization adapted to reflect the changed Hilbert space size. In this notation  $|m_1 \dots m_N\rangle_{\text{A/B}}$  designates the Fock state of species A/B where sites  $m_1 \dots m_N$

are occupied by one atom each. Here, the  $m_i$  are in ascending order and mutually different due to the aforementioned exclusion rules.

The general approach of bounding the fidelity to the MES to bound the Schmidt number remains unaltered. All experimental tools for single atom and spin resolved detection are still applicable, but one has to take care to properly address the indistinguishability within the subspecies. While state populations can be extracted in a straightforward extension to the two-atom case, some changes have to be applied to access the coherences in Eq. (4) in the second quantization picture. Here, due to different commutation relations of fermions and bosons, our bound behaves differently for the two cases. In this work we focus only on hard-core bosons and fermions, as their Hilbert spaces are identical and can thus be treated analogously. The detailed construction of the fidelity lower bound from multi-particle real-space and momentum correlation functions is presented in Appendix C. The crucial difference between fermions and bosons is the appearance of signs in the coherence terms stemming from the fermionic anticommutation relations. This diminishes the tightness of the estimate used in Eq. (16), even for pure states, and makes high-dimensional entanglement certification more challenging for fermionic systems than for hard-core bosons, as we show in Sec. IV B.

Lastly, we briefly address the scalability of the method towards larger particle numbers. Increasing the system size in terms of the number of atoms in the system requires significant computational resources, both for synthetic data generation and data processing. Furthermore, the necessary measurement statistics also increases for systems with higher atom counts. Our data processing is based on Monte Carlo techniques, which do not inherently scale with the dimension of the momentum space, i.e., the number of atoms in the system, but scaling can be introduced through the variance of the joint momentum distribution. We investigate these statistical scaling properties in Sec. IV C.

## B. Numerical Results

We simulate the ground state of  $N = 3$  particles of both species in a lattice with  $L = 6$  for both fermions and hard-core bosons. This setup enables a maximum entanglement dimension of  $D_{\text{ent}}^{\text{max}} = \binom{6}{3} = 20$  [see Eq. (21)]. To compare the behavior of this few-body system with that of two atoms, we repeat the interaction strength sweep shown in Fig. 2. Our numerical data shows that the fidelity to the MES in the strongly attractive regime is lower than in the two-atom case, see Figs. 9(a) and 9(b), but the behavior is otherwise qualitatively the same. The fidelity reduction is caused by a combination of same-site exclusion, which increases the distance between atoms of the same species, and finite size effects, penalizing occupation of sites close to the edges. The combination of both effects leads to a very non-uniform distribution

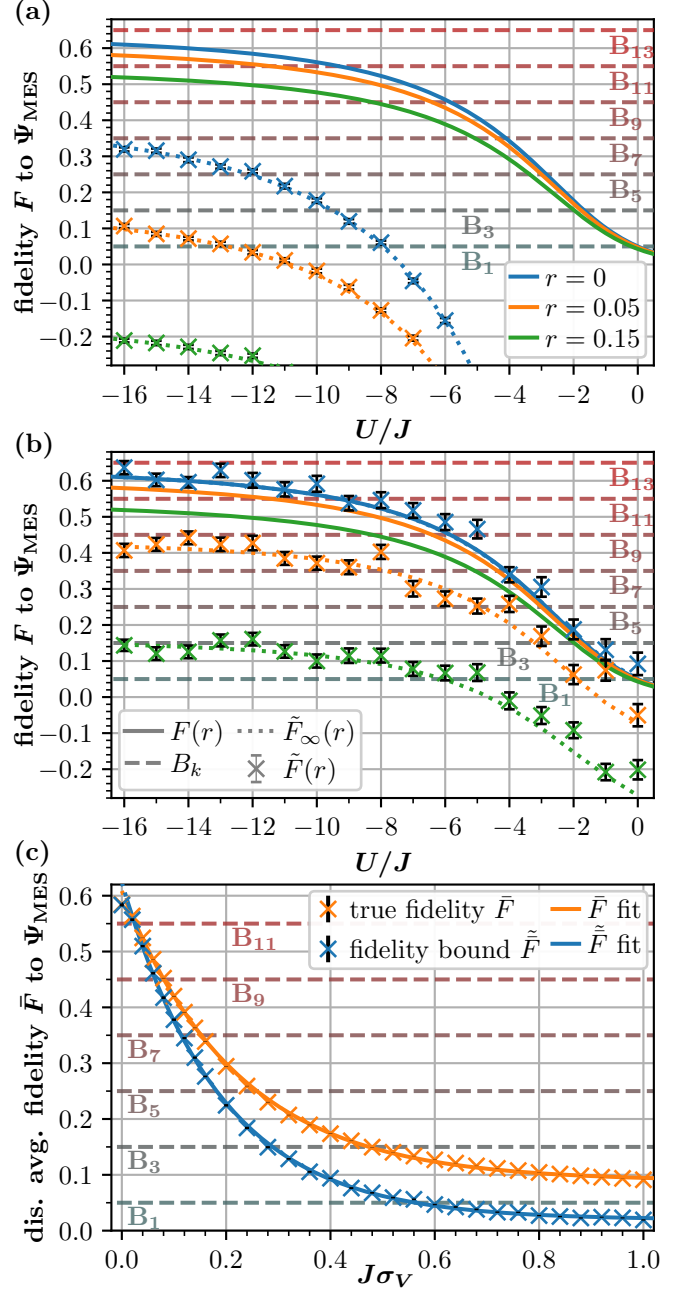


Figure 9. Numerical results for entanglement dimension certification of  $3 + 3$  indistinguishable atoms in a lattice with  $L = 6$ . Scaling of the fidelity  $F$  and the fidelity bound  $\tilde{F}$  for different interaction-to-tunneling-strength ratios  $U/J$  for pure ( $r = 0$ ) and dephased ( $r \in \{0.05, 0.15\}$ ) states with (a) fermions and (b) hard core bosons. The dotted line represents the infinite measurement statistics limit  $\tilde{F}_\infty$  computed using exact coherences of  $\hat{\rho}$ . (c) Scaling of the disorder ensemble average  $\bar{F}$  as a function of the normalized optical lattice depth fluctuation  $J\sigma_v$  for the pure ground state of hard-core bosons. We find good agreement with exponential decay for both the true fidelity  $\bar{F}$  and our bound  $\tilde{F}$  for  $J\sigma_v \geq 0.01$  disorder strengths. All measurements were simulated using  $1 \times 10^5$  momentum space and position space samples each.



of dimer populations. However, as anticipated, the fidelity bound  $\bar{F}$  shows strong dependence on the underlying quantum statistics; for bosons, much higher and thus tighter fidelity bounds were achieved compared to fermions. This also leads to a large difference in terms of certified entanglement dimension; in the pure case at  $U/J = -15$ , we certify  $D_{\text{ent}} = 7$  for fermions and  $D_{\text{ent}} = 13$  for hard-core bosons. The trend also carries over to dephased states with  $r > 0$ , where we observe a stronger impact of dephasing than in the two-atom case. In the fermionic case, at the strongest investigated dephasing of  $r = 0.15$ , no entanglement is witnessed in the ground state, and only  $D_{\text{ent}} = 2$  is found for weaker dephasing of  $r = 0.05$ . The impact is less severe for bosons, where we find  $D_{\text{ent}} = 3$  for  $r = 0.15$  and  $D_{\text{ent}} = 13$  for  $r = 0.05$ , respectively. These findings contrast with our data for a half-filling configuration for  $N = 2$  atoms per species with  $L = 4$  shown in Fig. 13 in Appendix C. Here bosons and fermions show very similar results, with minor deviations only visible for pure states in the weakly attractive regime. Additionally, the effect of dephasing is much more comparable to our initial findings for  $N = 1$  atom per species in Fig. 2. With higher numbers of particles and lattice sites present in the system, an increasing amount of coherences has to be subtracted using the bound in Eq. 16, explaining the difference in performance for different system sizes.

Finally, we also investigate the case of  $N = 4$  atoms per species on a lattice with  $L = 8$ . Using  $3 \times 10^5$  samples in both position and momentum space we are able to estimate  $\bar{F} = 0.50 \pm 0.06$  at  $U/J = -15$ . Given  $D_{\text{ent}}^{\text{max}} = \binom{8}{4} = 70$ , this fidelity translates into a certified entanglement dimension with respect to a  $1\sigma$ -confidence interval of  $D_{\text{ent}} = 31$  ( $3\sigma$ -confidence:  $D_{\text{ent}} = 23$ ). In accordance to above described dephasing characteristics at  $r = 0.05$  we see at strongly reduced fidelity bound of  $\bar{F} = 0.10 \pm 0.07$ , which gives  $D_{\text{ent}} = 3$  at the  $1\sigma$ -level.

Interestingly, the addition of disorder on the lattice reveals some key differences compared to the  $1 + 1$ -atom case. Instead of the stretched exponential approach towards  $B_1$  we find standard exponential decay of  $\bar{F}$  with the bound decreasing significantly below the entanglement detection threshold [cf. Fig. 9(c)]. The matter wave function cannot converge to one localization center, but is distributed across the entire lattice due to above discussed exclusion rules. A non-zero number of states with unpaired atoms retain non-vanishing populations and connected coherences, which in turn induce tightness loss. Nonetheless, the initial transitional phase is comparatively short with good numerical fit agreement already for  $J\sigma_V \geq 0.01$ . To summarize, the onset of localization effects is found for weaker disorder in few-body systems and quickly converges towards the sensible infinite disorder ensemble, i.e., the perfect mixture of localized dimer states. We find exponential decay rates of  $b = -4.52 \pm 0.05$  and  $\tilde{b} = -5.30 \pm 0.06$ , resulting in a more pronounced tightness loss than for the two-atom case. However, state dephasing is the dominating effect,

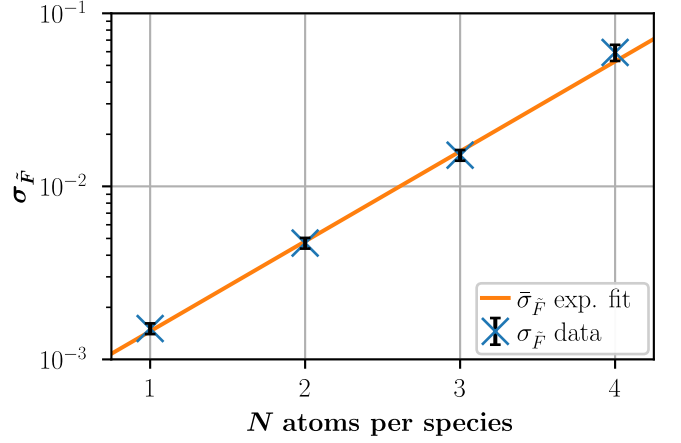


Figure 10. Log-linear plot of the fidelity bound SE  $\sigma_{\bar{F}}$  for  $N + N$  atoms in a lattice at half-filling ( $N = L/2$ ). For coherence reconstruction  $3 \times 10^5$  position and momentum space samples each were used. The SE is well described using an exponential numerical fit. Because of the higher computational cost for  $4 + 4$  atoms, a smaller number of resamples was taken, leading to higher uncertainty in  $\sigma_{\bar{F}}$ .

as even the strongest disorder strength  $J\sigma_v = 0.15$  results in a deviation  $\Delta_F := |F - \bar{F}| \approx 0.08$ , half of the difference caused by minor dephasing at  $r = 0.05$ .

### C. Scaling of sampling complexity with $N$

To get a better understanding of the complexity in terms of required experimental runs  $N_s$ , we conducted a scaling analysis of  $N + N$  atoms at half-filling for  $N \in \{1, 2, 3, 4\}$ . We find that the SE of the fidelity bound  $\sigma_{\bar{F}}$  increases exponentially with  $N$ , see Fig. 10. From the fit coefficients one can extract an expected increase of  $\sigma_{\bar{F}}$  by a factor  $s_N = 3.31 \pm 0.13$  for every additional atom pair introduced into the system. Using the earlier confirmed (cf. Fig 4)  $\sigma_{\bar{F}}(N_s) \sim 1/\sqrt{N_s}$  relation, an increase of the sample size by a factor of  $s_N^2 = 11.0 \pm 0.9$  is necessary to keep statistical errors constant while increasing the particle number per species,  $N$ , by one. It shows that scaling deep into the many-body regime remains infeasible, but configurations with a few atoms per species are realistically achievable.

## V. MULTIPARTITE ENTANGLEMENT

In the previous chapter we showed that when extended to few-body systems of multiple atoms per atomic species, our method still succeeds in the certification of high-dimensional entanglement, even for mixed states. Since only two spin states are populated, the system is fully described by the atom number  $N$ , the inter-species interaction strength  $U$  and the tunneling strength  $J$ , so

the same experimental toolbox can be used as for the case of one atom per species. When instead a higher number of spin states and thus entanglement parties is involved, a plethora of experimental and theoretical complications arise for entanglement detection, but we can adapt the bound  $\tilde{F}$  to be able to certify genuine multipartite entanglement. In the following we first formulate the theoretical framework needed for the classification of multipartite entanglement in this system and then describe a possible setup certifying high-dimensional tripartite entanglement. Finally we present simulation results of entanglement certification for three atomic species in an optical lattice of  $L = 6$  sites.

### A. Multipartite Entanglement Certification

While bipartite entanglement of pure states is fully developed theoretically, many questions are still open concerning the characterization and certification of multipartite entanglement. For states consisting of three entangled qubits, two sets of non-equivalent states sharing genuine tripartite entanglement have been identified, those equivalent under local operations and classical communication (LOCC) to the GHZ state and those LOCC-equivalent to the W state [4, 59, 60]. Because of this non-equivalence of entanglement, the Schmidt decomposition is no longer defined for general multipartite states. Different methods are therefore needed to obtain and describe the entanglement structure of multipartite quantum states. Numerous different approaches have been proposed to define canonical forms of tripartite and multipartite states with minimal number of non-zero coefficients. However, to uniquely define any given quantum state through these methods, a number of parameters significantly higher than the local Hilbert space dimension is required [46, 61–63]. For some states, most notably also for generalizations of the GHZ state to higher local dimensions,

$$|\psi\rangle_{ABC} = \sum_{i=1}^k \lambda_i |i\rangle_A \otimes |i\rangle_B \otimes |i\rangle_C, \quad (23)$$

it is still possible to define a generalized Schmidt decomposition, as every contribution to  $|\psi\rangle_{ABC}$  combines orthogonal basis vectors  $|i\rangle$  for all three subsystems, assumed to have the same local Hilbert space dimensions. No basis transformation can therefore reduce the number of terms used for the representation of Eq. (23) any further [4, 64]. One can now define a multipartite entanglement dimension with the properties of an entanglement monotone in analogy to that of bipartite states [65], also with a maximum value of  $D_{\text{ent}}^{\text{max}} = \dim \mathcal{H}_A$ . A generalized GHZ state with equal contributions on all sites given by

$$|\text{GHZ}\rangle_L = \frac{1}{\sqrt{L}} \sum_{m=1}^L |mmm\rangle \quad (24)$$

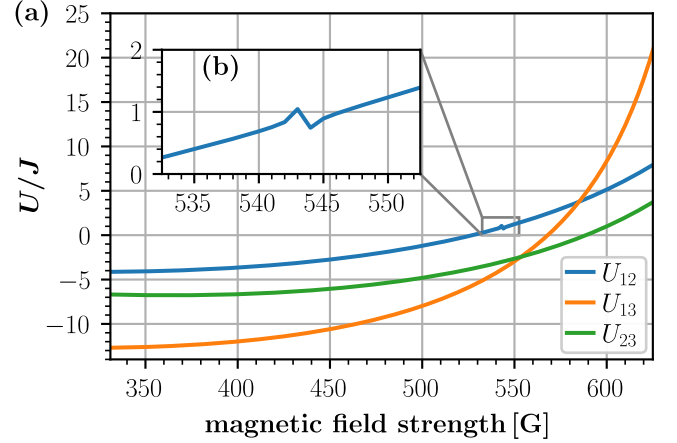


Figure 11. (a) Dependence of the three different interaction-to-tunneling-strength ratios  $U_{12}/J$ ,  $U_{13}/J$  and  $U_{23}/J$  on the external magnetic field in Gauss based on [66] and gauged to fit experimental data published in [43]. (b) Magnification of the narrow s-wave Feshbach resonance at 543 G [67, 68].

therefore represents a suitable generalization of the MES [Eq. (1)] as a reference state. It should be noted that this state is not maximally entangled in the sense that it has the maximum number of terms needed to be faithfully represented among all states with genuine tripartite entanglement, but rather has the highest number of terms possible for it to also have a generalized Schmidt decomposition of the given form.

The entanglement dimension of an experimental state  $\hat{\rho}$  can be bounded by a set of fidelity thresholds  $B_k$  to that reference state analogous to Eq. (3), opening up in principle the same certification route taken for bipartite entanglement. We prove these bounds in Appendix E. The algorithm given by Eqs. (8) to (16) can be adapted straightforwardly to include three or more atomic species. For details see Appendix F.

### B. Experimental Model

There are several different possible cold atom implementations in which multipartite entanglement can be realized. Here we choose a generalized Hubbard model with three distinct atomic species. The interaction strength between different spin states is usually regulated through the use of a magnetic Feshbach resonance [22, 50]. When a third spin state is added to the system, each of the three possible atom pairs is now governed by their individual interaction strength  $U_{ij}$ . To experimentally realize control over a mixture of three different spin states, an isotope with three overlapping Feshbach resonances connecting three low energy eigenstates can be used. One possible choice is  $^6\text{Li}$ , for which Feshbach resonances for the three lowest energy states at 690 G, 811 G, and 834 G are experimentally accessible and have been real-



ized before [69–71]. Since all three Feshbach resonances are magnetic, it is no longer possible to control the individual interaction strengths independently, but rather all three values  $U_{12}$ ,  $U_{23}$ , and  $U_{13}$  are tuned at the same time through shifts of the external magnetic field. For field strengths up to 527 G all three scattering lengths are negative, delivering a broad regime of attractive interactions between all atom species, as shown in Fig. 11. States close to the MES [Eq. (24)] can thus be realized by preparing the Hubbard model ground state in this regime. A three-particle extension to the Hubbard model Hamiltonian can be constructed as

$$\hat{H} = -J \sum_{\sigma,i} (\hat{c}_{i,\sigma}^\dagger \hat{c}_{i+1,\sigma} + \text{h.c.}) + \sum_{\substack{\sigma_1, \sigma_2 \\ \sigma_1 < \sigma_2}} \sum_i U_{\sigma_1 \sigma_2} \hat{n}_{i,\sigma_1} \hat{n}_{i,\sigma_2}, \quad (25)$$

with  $\sigma, \sigma_1, \sigma_2 \in \{1, 2, 3\}$  labeling the different hyperfine states [71]. We base our numerical simulation of tripartite entangled systems on precise scattering lengths for  $^6\text{Li}$  published in [66]. From these measurements we derive  $U/J$  values for different magnetic field strengths gauged to fit the interaction strength data of  $U_{13}$  reported in [43] [Fig. 11(a)] to establish experimental comparability. This provides access to the interaction strength triplet for a wide field strength regime and thus enables one to study high-dimensional tripartite entanglement in Hubbard model ground states.

### C. Numerical Results

To assess the effect of the new intricate triplet structure of interaction strengths, we perform a sweep across the accessible range of magnetic field strengths  $B$ . The result is presented as a function of  $U_{13}$  in Fig. 12(a). All presented true fidelities  $F(\hat{\rho}, \Psi_{\text{MES}})$  are again computed through exact diagonalization of the Hamiltonian. The signal found at  $U_{13} \approx -3.8J$  relates to a narrow s-wave Feshbach resonance at  $B = 523$  G [magnified in Fig. 11(b)], which was earlier reported in references [67, 68]. The observed fidelities are of similar magnitude as values reported for the  $3 + 3$  atom configuration in Figs. 9(a) and 9(b), but with significantly higher fidelity bounds for the tripartite configuration. The impact of dephasing is of similar strength as observed for simple two-atom configurations in Fig. 2.

The analysis of lattice disorder reveals differences compared to our results for two-species settings. At  $U_{13}/J = -12$ , we see a stretched exponential decay in both  $F$  and  $\tilde{F}$  with lasting bound tightness matching our results for two-atom configurations. However, we find a much steeper fidelity reduction and a smaller initial plateau. The fit yields stretch powers of  $c = 0.300 \pm 0.013$  for the true fidelity and  $\tilde{c} = 0.489 \pm 0.011$  for our fidelity bound. The three strongly attractive interaction strengths drive the atoms into triple-occupation states, which dominate the pure ground state at these values of  $U/J$  with 96.62% triple-occupation (trimers) and 3.35%

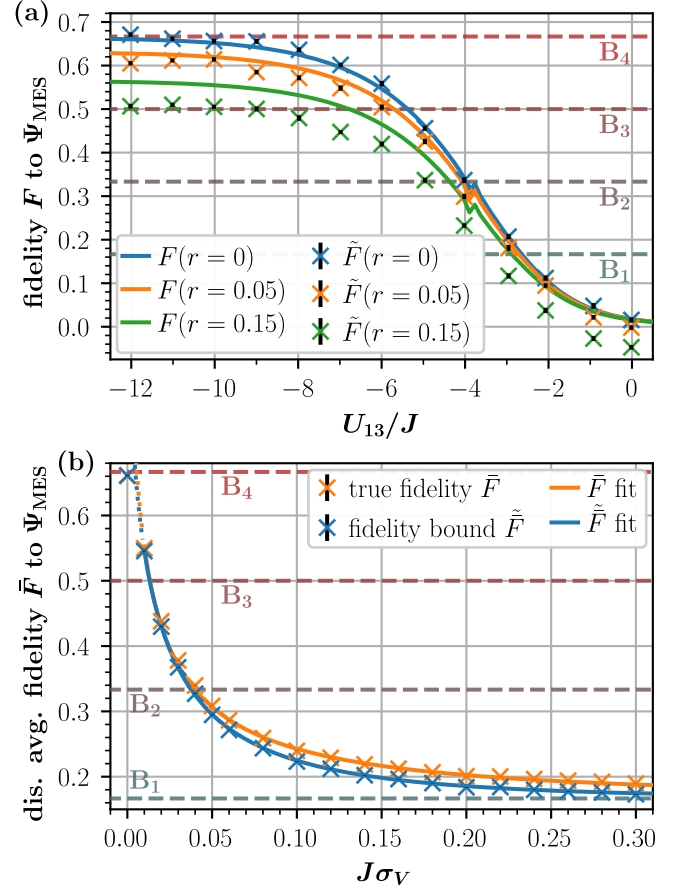


Figure 12. Numerical results for entanglement dimension certification of a tripartite state configuration in a lattice with  $L = 6$ . (a) Scaling of the fidelity  $F$  and the fidelity bound  $\tilde{F}$  for different interaction-to-tunneling-strength ratios  $U/J$  for pure ( $r = 0$ ) and dephased ( $r \in \{0.05, 0.15\}$ ) states. (b) Dependence of the disorder averaged fidelity  $\tilde{F}$  on the normalized strength of the lattice potential fluctuations,  $J\sigma_V$ , for the pure ground state at  $U_{13}/J = -12$  ( $U_{12}/J = -3.67$ ,  $U_{23}/J = -6.66$ ). The fidelities are adequately described through an stretched exponential fit approaching the  $B_1$  boundary in the strong disorder limit. Both simulations are conducted at an increased  $5 \times 10^4$  momentum space and  $1 \times 10^4$  position space samples. Statistical errors caused by disorder averaging and limited statistics are relatively small. Data points in the dotted part of the fit have been excluded from fitting.

double-occupation (dimers) contributions. In a lattice with non-vanishing disorder, the wave function therefore localizes solely around a small number of lattice sites. Such bunching is prohibited for bipartite settings with indistinguishable particles, where Pauli exclusion enforces a maximum of two atoms per site, see Sec. IV, explaining the greater disorder susceptibility in the tripartite system. Decreasing the attraction strength diminishes the triplet bunching effect, leading to less strong impact of disorder. This property comes at the cost of lower fidelity

at very low disorder strengths, since single-occupation and double-occupation probabilities rise accordingly.

At vanishing disorder, robust certification of four-dimensional tripartite entanglement is possible, and for very strong disorder,  $J\sigma_v \sim 0.25$ , two-dimensional tripartite entanglement can still be confidently certified. We thus witness multipartite entanglement for an extended disorder regime. In the regime shown in Fig. 12(b), the contribution from lattice disorder to bound tightness is less or at the same order of magnitude than the contribution from state dephasing. However, the reduction in true fidelity through disorder dominates all other considered error sources.

## VI. CONCLUSIONS AND DISCUSSION

### A. Summary

We presented a new method to bound the fidelity of few-body states of ultracold atom systems to a maximally entangled state. High fidelity indicates the presence of high-dimensional entanglement in the experimental state and can be used to bound entanglement quantifiers such as the entanglement dimension or the entanglement of formation. We constructed a lower bound on the fidelity that is measurable in systems of ultracold atoms in optical lattices utilizing only position and momentum space measurements. A detailed study of the statistical significance and tightness of this bound under realistic assumption about experimental measurement conditions and noise sources indicates manageable experimental and statistical requirements. Interestingly, states highly mixed due to lattice potential fluctuations retain their bound tightness to a high degree, allowing to observe the disorder-induced reduction of ground state entanglement. Dephasing noise has been identified to cause linear decline of the tightness of our fidelity bound. We generalized this method to certify entanglement in multipartite systems and configurations with several atoms per spin state, requiring alterations to the coherence extraction framework to account for partial indistinguishability. In these settings we have demonstrated the feasibility of certifying up to  $D_{\text{ent}} = 31$  entanglement dimensions for  $4 + 4$  hard-core bosons and up to  $D_{\text{ent}} = 4$  of genuine tripartite entanglement.

### B. Literature Context

Our work stands in the context of research lines focusing on efficient state tomography schemes, or, leaving tomography out as an intermediate step, direct entanglement detection methods. Here we briefly review these research lines commenting on their strengths and weaknesses compared to our method, without any claim of completeness. Full quantum state tomography in a bipartite system generally requires a number of different

measurement bases that scales quadratically in the local Hilbert space dimension [72]. This limits its applicability to very small system sizes [73], despite significant advances in the efficiency of maximum likelihood estimation [74] and Bayesian tomography methods [75]. A more economic scaling of experimental cost can be reached by restricting the state space in which the target state is being searched. Examples for such approaches are compressed sensing tomography [76–78], assuming that the prepared state has reduced rank, and methods using variational ansatz functions such as neural network quantum state tomography [79–82] or matrix-product state tomography [83–85], which restricts its search space to weakly entangled states – operating exactly in the opposite regime to the one targeted in this work. The drawback of this class of methods is that restricting the state space necessarily leads to bias, as it is generally not known whether the experimentally prepared state lies in the class of states representable by the ansatz.

For extracting properties of the entanglement spectrum, it is often not necessary to fully reconstruct the quantum state. For example, if the global state of the system can be assumed to be pure, the entanglement spectrum can already be extracted from the state  $\rho_A$  of a subsystem. A variational approach to determine the entanglement Hamiltonian, i.e., the logarithm of the reduced density matrix, has recently been demonstrated experimentally [35, 36]. If one is only interested in Renyi entanglement entropies, methods using multiple copies of the quantum state can be employed [86]. These methods, again, make strong assumptions about the prepared state, limiting their generality. Another notable approach is the use of random measurements to detect entanglement [87] within the framework of shadow tomography [88]. This framework can be applied to extract Schmidt number witnesses by probing correlation matrices [37, 38]. However, the method requires large sample sizes and implementation of Haar random unitary operators, an open challenge for many experimental platforms. It should also be noted that many of these approaches have been developed for qubit systems and open questions remain about their applicability to systems of itinerant particles. Another recently proposed protocol uses ancillary particles to measure the entanglement spectrum directly for cold lattice-confined bosons [39]. While this method is very elegant, it poses stringent requirements on experimental capabilities. The approach pursued in this work relies on measurable lower bounds on the fidelity to a highly entangled target state for probing the entanglement dimension. A number of works have studied efficient methods for estimating fidelity, or at least bounding it, ranging from correlation measurement based approaches [40, 89, 90], to variational methods [91], and random Pauli string measurements [92, 93]. Often, these schemes are tailored to a specific experimental system, like entangled photon pairs in the case of [40, 90], where the capability to measure in a pair of MUBs is exploited. This makes it difficult to apply these methods to other

platforms, where these capabilities are not given. The strength of our proposal lies in the development of an entanglement certification scheme that relies on techniques readily available to cold-atom experiments and is generally applicable to bipartite and multipartite scenarios realizable with this versatile quantum simulation platform.

### C. Scalability

The term quantum simulation often entails the notion of scalability to system sizes that are beyond the reach of classical simulation methods, i.e., reaching the regime of quantum advantage. We would like to clarify that methods for estimating the fidelity to a MES will always scale at least with the local Hilbert space dimension in classical post-processing complexity, thus preventing their application in the true many-body regime. Here we summarize our findings on the scaling of both experimental and computational cost of our method as a function of lattice size  $L$  and particle number per species  $N$ .

We found an algebraic saturation of the SE of our fidelity bound for growing lattice sizes for  $N = 1$ . Statistical requirements for faithful entanglement certification thus remain approximately constant for an extended regime of lattice sizes, which opens up one pathway to prepare highly entangled states in large lattices. However, increasing the number of atoms (keeping density constant) in bipartite configurations results in an exponential increase of the SE, which consequently necessitates an increase of samples taken by nearly one order of magnitude to add an additional pair of atoms to the system. We note, however, that experimental sampling of momenta is achieved through fluorescence imaging, where all momenta of one atomic species are captured in a single image. Consequently, there is no inherent connection between sampling rate and system size. This allows comparably fast sample production in systems with several atoms compared to the creation of such samples by numerical simulations, where the computational complexity is linked to the number of atoms.

The data processing routine used in this work consists of several steps: Projection of the sampled momentum distribution onto modes of the momentum basis expansion, basis change via formal matrix inversion of the matrix  $\mathbf{Q}$  to correct for non-orthogonality, and coherence extraction. All these steps have exponential computational complexity scaling in  $N$ , which also prohibits application to genuine many-body systems. By contrast, the local Hilbert space size, and thus processing complexity, is only polynomial in the lattice size  $L$ .

### D. Outlook

The detection scheme proposed here can be generalized and extended in various ways. Firstly, the momentum

space measurement, achieved by completely switching off the lattice potential, operates in the continuous domain. One could also envision only tuning the inter-particle interaction strength to zero and allowing the particles of each species to undergo a tunneling evolution in the lattice before they are imaged. This would correspond to a measurement in a discrete basis complementary to the *in situ* measurement, similarly giving access to coherences as the current scheme, but avoiding the step of projecting measured data onto a function basis in continuous space. Secondly, entanglement dimension witnesses based on measurements in two complementary bases may be developed analogously for other quantum simulation platforms. Examples are trapped ions, superconducting qubits, or Rydberg atoms, realizing spin systems, where the entangled subsystems consist of multiple spins, or qubits, with native local unitary transformations available to each specific platform. Furthermore, one could include a small number of additional measurement bases to give further constraints on state coherences, improving bound tightness, especially for higher atom numbers. Finally, while investigating the impact of experimental imperfections on our ability to certify entanglement in realistic settings, we found distinctly different signatures for pure state dephasing and lattice disorder. This implies that this bound could be used as a probe of disorder and localization in the prepared state. More generally, we would like to apply the developed method to more quantum states of interest, beyond Hubbard model ground states, exploring the rich variety of entanglement phenomena accessible with cold-atom quantum simulators.

## ACKNOWLEDGMENTS

We thank N. Friis, M. Huber, S. Jochim, P. Preiss, and G. Vitagliano for discussions and A. Braemer and M. Reh for valuable comments on the manuscript. We acknowledge support by the state of Baden-Württemberg through bwHPC and the German Research Foundation (DFG) through grant no INST 40/575-1 FUGG (JUSTUS 2 and HELIX compute clusters), Germany's Excellence Strategy EXC2181/1-390900948 (the Heidelberg STRUCTURES Excellence Cluster) and within the Collaborative Research Center SFB1225 (ISOQUANT) – Project-ID 273811115.

## Appendix A: Numerical Methods

All numerical results presented in this paper require a number of processing steps, ranging from synthetic sample generation to non-orthogonality corrections and coherence extraction, that come with computational complexity scaling exponentially with the size of the system. In the following we will briefly describe the numerical methods we used for optimizing the performance of classical processing steps, which were crucial for reaching the

largest reported system sizes.

The key technique for synthetic data generation is the sampling process for high-dimensional probability distributions. Computing the full distribution on a grid becomes prohibitively expensive, so a Monte-Carlo type algorithm must be employed instead. Realizing that the momentum integral over Eq. (10a) separates for each term, one can utilize a so called *ancestral sampling* procedure [94]: Since the integrals can be split up, one can integrate out all but one of the momenta to obtain the marginal  $p(k_1)$ . After sampling  $k_1$  from that distribution, one can fix  $k_1$  and integrate out the rest, now leaving  $k_2$  open to obtain the conditional probability distribution  $p(k_2|k_1)$ . This scheme can be repeated until all momenta are fixed and a complete sample is generated. Replacing  $d$ -dimensional integrals with the product of  $d$  1-dimensional integrals which can be computed beforehand greatly increases accessible system sizes. The remaining 1-dimensional integrals  $I(\delta)$  are of form

$$I(\delta) = \int dk |\tilde{w}(k)|^2 \cos(d\delta k). \quad (\text{A.1})$$

We find that  $|\tilde{w}(k)|$  can be well approximated through a Gaussian  $g(\mu = 0, \sigma)$ , which also agrees with experimental findings [43]. Replacing the Wannier envelope yields an expression of the form  $I(\delta) \sim \exp(-(d\sigma\delta/2)^2)$ . With this, the expression for  $p(k_1)$  becomes a sum over terms weighted by the integral over the remaining  $l-1$  momenta,  $I(\delta_2, \dots, \delta_l) \sim \exp(-(d\sigma/2)^2 \sum_{i=2}^l \delta_i^2)$ . As these are exponentially small in  $\sum_{i=2}^l \delta_i^2$ , we can define a cutoff  $\delta_c$  and neglect all terms for which  $\sum_{i=2}^l \delta_i^2 > \delta_c$ .

A similar technique can be used to simplify the compu-

tation of the matrix elements of the basis overlap matrix  $\mathbf{Q}$  [see Eq. (12)]. The matrix is needed to correct the measured coefficients  $c_{\alpha\delta}$  for overlap with different, non-orthogonal basis elements. In the two-atom case, each element is given by

$$Q_{\alpha\beta}^{\tilde{\alpha}\tilde{\beta}} = \int dk_1 dk_2 |\tilde{w}(k_1, k_2)|^4 \cos[d(\alpha k_1 + \beta k_2)] \cos[d(\tilde{\alpha} k_1 + \tilde{\beta} k_2)]. \quad (\text{A.2})$$

By similar manipulations of the trigonometric functions under the integral, one can obtain the following factorized form

$$Q_{\alpha\beta}^{\tilde{\alpha}\tilde{\beta}} = \frac{1}{2} \left( f(\alpha + \tilde{\alpha})f(\alpha - \tilde{\alpha}) + f(\beta + \tilde{\beta})f(\beta - \tilde{\beta}) \right) \\ f(\gamma) = \int dk |\tilde{w}(k)|^4 \cos(\gamma k). \quad (\text{A.3})$$

Using that  $f(\gamma) = f(-\gamma)$ , one only needs to evaluate  $f(\gamma)$  where  $\gamma \in \{0, \dots, 2(L-1)\}$ .

The formal inversion  $\vec{G} = \mathbf{Q}^{-1}\vec{C}$  can be efficiently approached by exploiting that  $\mathbf{Q}$  is hermitian and positive-definite and using Cholesky decomposition  $\mathbf{Q} = \mathbf{L}\mathbf{L}^\dagger$  [95], which gives the lower-diagonal matrix  $\mathbf{L}$  acting as a preconditioner for  $\mathbf{Q}^{-1}$ . For large  $\mathbf{Q}$ , saving the dense  $\mathbf{L}$  can become too costly, so that the iterative conjugate-gradient algorithm [96] becomes the more practical solution. Both algorithms are available within the NUMPY and SCIPY scientific computing libraries in PYTHON [97, 98], which we have used for our numerical simulations presented in this work.

## Appendix B: Fitting Parameters

Table I. Table of fitting parameters [99]

| Fig.  | Description                                | Fitting Model                                     | Fitting Parameters     |                      |                      |
|-------|--|---|------------------------|----------------------|----------------------|
|       |  |   | a                      | b                    | c                    |
| 4(c)  | SE $N_s$ dependence                        | $\sigma_{\bar{F}}(N_s) = aN_s^b$                  | $0.92^{+0.16}_{-0.13}$ | $-0.48 \pm 0.02$     | -                    |
| 5     | Dephasing<br>$F(r = 0.00)$                 | $F(r) = ar + b$                                   | $-0.76 \pm 2e-16$      | $0.787 \pm 3e-17$    | -                    |
|       | $\tilde{F}(r = 0.00)$                      |   | $-1.15 \pm 0.03$       | $0.788 \pm 0.004$    | -                    |
| 6     | Disorder<br>$\bar{F}(r = 0.00)$            | $\bar{F}(\sigma) = ae^{-b\sigma^c} + \frac{1}{L}$ | $5.6 \pm 1.1$          | $4.65 \pm 0.19$      | $0.256 \pm 0.015$    |
|       | $\tilde{\tilde{F}}(r = 0.00)$              |   | $3.7 \pm 0.6$          | $4.48 \pm 0.13$      | $0.311 \pm 0.015$    |
| 7(a)  | $L$ dependence order<br>$F(r = 0.00)$      | $F(L) = aL^{-b} + c$                              | $0.902 \pm 0.002$      | $2.123 \pm 0.003$    | $0.76734 \pm 6e-5$   |
|       | $F(r = 0.05)$                              |   | $0.906 \pm 0.002$      | $2.115 \pm 0.003$    | $0.72998 \pm 6e-5$   |
|       | $F(r = 0.15)$                              |   | $0.916 \pm 0.002$      | $2.101 \pm 0.003$    | $0.65226 \pm 5e5$    |
|       | $\tilde{F}(r = 0.00)$                      |   | $0.95 \pm 0.09$        | $2.14 \pm 0.14$      | $0.766 \pm 0.003$    |
|       | $\tilde{F}(r = 0.05)$                      |   | $0.94 \pm 0.06$        | $1.94 \pm 0.09$      | $0.697 \pm 0.003$    |
|       | $\tilde{F}(r = 0.15)$                      |   | $0.93 \pm 0.05$        | $1.64 \pm 0.08$      | $0.565 \pm 0.005$    |
| 7(b)  | $L$ dependence disorder<br>$F(r = 0.00)$   | $F(L) = ae^{-bL}$                                 | $0.9813 \pm 0.0027$    | $0.05350 \pm 2.5e-4$ | -                    |
|       | $F(r = 0.05)$                              |   | $0.9347 \pm 0.0025$    | $0.05364 \pm 2.5e-4$ | -                    |
|       | $F(r = 0.15)$                              |   | $0.8405 \pm 0.0020$    | $0.05387 \pm 2.2e-4$ | -                    |
|       | $\tilde{F}(r = 0.00)$                      | $\tilde{F}(L) = ae^{-bL} + c$                     | $1.040 \pm 0.018$      | $0.0534 \pm 0.0026$  | $-0.047 \pm 0.026$   |
|       | $\tilde{F}(r = 0.05)$                      |   | $0.984 \pm 0.013$      | $0.0575 \pm 0.0022$  | $-0.043 \pm 0.019$   |
|       | $\tilde{F}(r = 0.15)$                      |   | $0.910 \pm 0.006$      | $0.0644 \pm 0.0017$  | $-0.070 \pm 0.011$   |
| 8(b)  | SE $L$ dependence                          | $\sigma_{\bar{F}}(L) = aL^{-b} + c$               | $-0.0044 \pm 1.6e-4$   | $1.25 \pm 0.06$      | $0.00743 \pm 2.4e-5$ |
| 9(c)  | 3 + 3 disorder<br>$\bar{F}(r = 0.00)$      | $\bar{F}(\sigma) = ae^{-b\sigma} + c$             | $0.5197 \pm 0.0012$    | $4.52 \pm 0.05$      | $0.0889 \pm 9e-4$    |
|       | $\tilde{\tilde{F}}(r = 0.00)$              |   | $0.604 \pm 0.004$      | $5.30 \pm 0.06$      | $0.0195 \pm 9e-4$    |
| 10    | SE $N$ dependence                          | $\sigma_{\bar{F}}(N) = ae^{bN}$                   | $(4.4e-4 \pm 5e-5)$    | $1.20 \pm 0.04$      | -                    |
| 12(b) | Tripartite disorder<br>$\bar{F}(r = 0.00)$ | $\bar{F}(\sigma) = ae^{-b\sigma^c} + \frac{1}{L}$ | $1.98 \pm 0.22$        | $6.50 \pm 0.05$      | $0.300 \pm 0.013$    |
|       | $\tilde{\tilde{F}}(r = 0.00)$              |   | $0.93 \pm 0.04$        | $8.58 \pm 0.11$      | $0.489 \pm 0.011$    |

## Appendix C: Details on Indistinguishable Atom Bipartite Entanglement Certification

Here we want to give a full derivation of our fidelity bound for systems of multiple indistinguishable particles per species. We begin by giving the field operators  $\hat{\Psi}_{\uparrow}(k), \hat{\Psi}_{\downarrow}(k)$ , in terms of their lattice site creation and annihilation operators, where we introduced shortened notation  $\hat{a}_j := \hat{c}_{j,\uparrow}$  and  $\hat{b}_j := \hat{c}_{j,\downarrow}$ . Operators within one bosonic (fermionic) species are subject to commutation (anticommutation) relations. Both species are distinguishable via their spin degree

of freedom, meaning that operators from different species always commute. Formally, these statements then read

$$\hat{\Psi}_\uparrow(k) = \omega(k) \sum_{j=1}^L e^{idkj} \hat{a}_j, \quad \hat{\Psi}_\downarrow(k) = \omega(k) \sum_{j=1}^L e^{idkj} \hat{b}_j, \quad (\text{C.1a})$$

$$[\hat{a}_i^\dagger, \hat{a}_j]_\pm = [\hat{b}_i^\dagger, \hat{b}_j]_\pm = \delta_{ij}, \quad (\text{C.1b})$$

$$[\hat{a}_i, \hat{a}_j]_\pm = [\hat{b}_i, \hat{b}_j]_\pm = [\hat{a}_i^\dagger, \hat{a}_j^\dagger]_\pm = [\hat{b}_i^\dagger, \hat{b}_j^\dagger]_\pm = 0, \quad (\text{C.1c})$$

$$[\hat{a}_i^\dagger, \hat{b}_j]_- = [\hat{b}_i^\dagger, \hat{a}_j]_- = [\hat{a}_i, \hat{b}_j]_- = [\hat{a}_i^\dagger, \hat{b}_j^\dagger]_- = 0, \quad (\text{C.1d})$$

where we have used  $[\cdot]_\pm$  to denote anticommutator and commutator respectively, and  $\tilde{\omega}(k)$  is the Fourier transform of the Wannier envelope. We can then rewrite the  $2N$ -atom momentum correlation function using the field operator form given in Eq. (C.1a) and obtain

$$\begin{aligned} \langle : \hat{n}_\uparrow(k_1) \hat{n}_\uparrow(k_2) \hat{n}_\downarrow(k_3) \hat{n}_\downarrow(k_4) : \rangle &= \langle \hat{\Psi}_\uparrow^\dagger(k_1) \hat{\Psi}_\uparrow^\dagger(k_2) \hat{\Psi}_\downarrow^\dagger(k_3) \hat{\Psi}_\downarrow^\dagger(k_4) \hat{\Psi}_\uparrow(k_2) \hat{\Psi}_\uparrow(k_1) \hat{\Psi}_\downarrow(k_4) \hat{\Psi}_\downarrow(k_3) \rangle \\ &= \left| \underbrace{\tilde{\omega}(k_1) \tilde{\omega}(k_2) \tilde{\omega}(k_3) \tilde{\omega}(k_4)}_{=: \tilde{\omega}(k_1, k_2, k_3, k_4)} \right|^2 \sum_{\substack{pp'qq' \\ rr'ss'}}^L e^{-id[k_1(p-p')k_2(q-q') + k_3(r-r') + k_4(s-s')]} \langle \hat{a}_p^\dagger \hat{a}_q^\dagger \hat{b}_r^\dagger \hat{b}_s^\dagger \hat{a}_{q'} \hat{a}_{p'} \hat{b}_{s'} \hat{b}_{r'} \rangle \end{aligned} \quad (\text{C.2})$$

in analogy to the two-atom result in Eq. (8). Note that the we have used the normal ordered correlation function  $\langle : \hat{n}_\uparrow(k_1) \hat{n}_\uparrow(k_2) \hat{n}_\downarrow(k_3) \hat{n}_\downarrow(k_4) : \rangle$  as it correctly represents single atom resolved measurements in momentum space [100, 101]. This subtle distinction was not necessary for fully distinguishable particles, as the field operators  $\hat{\Psi}_\sigma$  commute with each other. By inserting the coefficient expansion of  $\hat{\rho}$  in the Fock basis and exploiting the relations in Eq. (C.1d), the expectation values in Eq. (C.2) become

$$\langle \hat{a}_p^\dagger \hat{a}_q^\dagger \hat{b}_r^\dagger \hat{b}_s^\dagger \hat{a}_{q'} \hat{a}_{p'} \hat{b}_{s'} \hat{b}_{r'} \rangle = \sum_{\substack{k < l, k' < l' \\ m < n, m' < n'}}^L \hat{\rho}_{(klk'l')}^{(mnmm'n')} \langle klmn | \hat{a}_p^\dagger \hat{a}_q^\dagger \hat{b}_r^\dagger \hat{b}_s^\dagger \hat{a}_{q'} \hat{a}_{p'} \hat{b}_{s'} \hat{b}_{r'} | k'l'm'n' \rangle \quad (\text{C.3a})$$

$$= \sum_{\substack{k < l, k' < l' \\ m < n, m' < n'}}^L \hat{\rho}_{(klk'l')}^{(mnmm'n')} \langle kl | \hat{a}_p^\dagger \hat{a}_q^\dagger \hat{a}_{q'} \hat{a}_{p'} | k'l' \rangle \langle mn | \hat{b}_r^\dagger \hat{b}_s^\dagger \hat{b}_{s'} \hat{b}_{r'} | m'n' \rangle, \quad (\text{C.3b})$$

where we split the expectation value into a product between the two subsystems, or species. They can be evaluated independently using the commutation (anticommutation) relations from Eqs. (C.1b)&(C.1c), resulting in

$$\langle kl | \hat{a}_p^\dagger \hat{a}_q^\dagger \hat{a}_{q'} \hat{a}_{p'} | k'l' \rangle = \langle 0 | \hat{a}_l \hat{a}_k \hat{a}_p^\dagger \hat{a}_q^\dagger \hat{a}_{q'} \hat{a}_{p'} \hat{a}_k^\dagger \hat{a}_l^\dagger | 0 \rangle = (\delta_{p'k'} \delta_{q'l'} \mp \delta_{q'k'} \delta_{p'l'}) (\delta_{pk} \delta_{ql} \mp \delta_{qk} \delta_{pl}), \quad (\text{C.4a})$$

$$\langle mn | \hat{b}_r^\dagger \hat{b}_s^\dagger \hat{b}_{s'} \hat{b}_{r'} | m'n' \rangle = \langle 0 | \hat{b}_n \hat{b}_m \hat{b}_r^\dagger \hat{b}_s^\dagger \hat{b}_{s'} \hat{b}_{r'} \hat{b}_m^\dagger \hat{b}_n^\dagger | 0 \rangle = (\delta_{r'm'} \delta_{s'n'} \mp \delta_{s'm'} \delta_{r'n'}) (\delta_{rm} \delta_{sn} \mp \delta_{sm} \delta_{rn}). \quad (\text{C.4b})$$

Inserting above results from Eqs. (C.3) and (C.4) into Eq. (C.2) gives a rather long expression. We therefore for the moment leave out all terms connected solely to one of the two subsystems as shown in Eq. (C.5a) and reintegrate them later once all terms relating to the remaining subsystem have been sufficiently simplified.

First we resolve all open  $\delta$  terms to eliminate  $\{p, q, p', q'\}$  from the summation, which produces a sum of phase factors,

$$\sum_{\substack{k < l \\ k' < l'}}^L \sum_{\substack{pp'qq' \\ rr'ss'}}^L \hat{\rho}_{(klk'l')}^{(mnmm'n')} e^{-id[k_1(p-p') + k_2(q-q')]} \langle kl | \hat{a}_p^\dagger \hat{a}_q^\dagger \hat{a}_{q'} \hat{a}_{p'} | k'l' \rangle \quad (\text{C.5a})$$

$$= \sum_{\substack{k < l \\ k' < l'}}^L \hat{\rho}_{(klk'l')}^{(mnmm'n')} \left( e^{-id[k_1(k-k') + k_2(l-l')]} \mp e^{-id[k_1(k-l') + k_2(l-k')]} \mp e^{-id[k_1(l-k') + k_2(k-l')]} + e^{-id[k_1(l-l') + k_2(k-k')]} \right), \quad (\text{C.5b})$$

each with a different permutation of site indices appearing the in bra and ket in Eq. (C.5a). The sign of the different terms is determined by the underlying quantum statistics. Treating this sum of complex phase terms within the



brackets in Eq. (C.5b) (in combination with their complex conjugate counterparts) as the new basis functions would give the desired combinations of coherences as weights. However, we find that these functions are linearly dependent so that  $\mathbf{Q}$  is generally rank deficient and thus cannot be inverted. Unambiguous reconstruction is therefore not possible. We overcome this issue by reorganizing terms: In a first step, we relabel all site indices such that all phases are of the same form, noted below the complex phases in Eq. (C.6a). One has to take care to properly transport the conditions  $k < l$  and  $k' < l'$ , which implemented a second quantization picture, by introducing the corresponding Heaviside step functions  $\theta(x)$  in Eq. (C.6b). Using the symmetry (antisymmetry) of the density matrix  $\hat{\rho}$  under particle exchange one can rejoin all four terms into one term, but without any restrictions regarding an ordering of  $\{k, l\}$  or  $\{k', l'\}$ , as seen in Eq. (C.6c). Finally, we replace two of the summation variables by the differences of the index pairs  $\Delta k = k - k'$  and  $\Delta l = l - l'$  to group together phases with the same factors appearing in the exponent, see Eq. (C.6d),

$$\sum_{\substack{k < l \\ k' < l'}}^L \hat{\rho}_{(klk'l')}^{(mn m' n')} \left( e^{-id[k_1(k-k') + k_2(l-l')]} \mp \underbrace{e^{-id[k_1(k-l') + k_2(l-k')]}_{l' \leftrightarrow k'} \mp \underbrace{e^{-id[k_1(l-k') + k_2(k-l')]}_{l \leftrightarrow k} + \underbrace{e^{-id[k_1(l-l') + k_2(k-k')]}_{l' \leftrightarrow k' \quad l \leftrightarrow k} \right) \quad (\text{C.6a})$$

$$= \sum_{kk' ll'}^L e^{-id[k_1(k-k') + k_2(l-l')]} \left( \hat{\rho}_{(klk'l')}^{(mn m' n')} \theta(l-k) \theta(l'-k') \mp \underbrace{\hat{\rho}_{(kl l' k')}^{(mn m' n')}}_{k' \leftrightarrow l'} \theta(l-k) \theta(k' - l') \right. \\ \left. \mp \underbrace{\hat{\rho}_{(lk k' l')}^{(mn m' n')}}_{k \leftrightarrow l} \theta(k-l) \theta(l' - k') + \underbrace{\hat{\rho}_{(lk l' k')}^{(mn m' n')}}_{k' \leftrightarrow l' \quad k \leftrightarrow l} \theta(k-l) \theta(k' - l') \right) \quad (\text{C.6b})$$

$$= \sum_{kk' ll'}^L \hat{\rho}_{(klk'l')}^{(mn m' n')} e^{-id[k_1(k-k') + k_2(l-l')]} \quad (\text{C.6c})$$

$$= \sum_{kl}^L \sum_{\substack{\Delta k := k - k' \\ \Delta l := l - l' \\ \Delta k \leq \Delta l}} \hat{\rho}_{(klk'l')}^{(mn m' n')} \left( e^{-id[k_1 \Delta k + k_2 \Delta l]} + e^{-id[k_1 \Delta l + k_2 \Delta k]} \right). \quad (\text{C.6d})$$

Repeating above described procedure for the second subsystem yields Eq. (C.7). This grouping of complex phases in combination with the Wannier envelope make up a complete basis and can thus be used to unambiguously reconstruct the corresponding basis weights,

$$\langle : \hat{n}_\uparrow(k_1) \hat{n}_\uparrow(k_2) \hat{n}_\downarrow(k_3) \hat{n}_\downarrow(k_4) : \rangle = |\tilde{\omega}(k_1, k_2, k_3, k_4)|^2 \sum_{\substack{kk' ll' \\ mm' nn'}}^L \hat{\rho}_{(klk'l')}^{(mn m' n')} e^{id[k_1(k-k') + k_2(l-l') + k_3(m-m') + k_4(n-n')]} \\ = |\tilde{\omega}(k_1, k_2, k_3, k_4)|^2 \sum_{klmn}^L \sum_{\substack{\Delta k, \Delta l \\ \Delta k \leq \Delta l}} \sum_{\substack{\Delta m, \Delta n \\ \Delta m \leq \Delta n}} \hat{\rho}_{(kl(k-\Delta k)(l-\Delta l))}^{(mn(m-\Delta m)(n-\Delta n))} \\ \left( e^{-id[k_1 \Delta k + k_2 \Delta l]} + e^{-id[k_1 \Delta l + k_2 \Delta k]} \right) \left( e^{-id[k_3 \Delta m + k_4 \Delta n]} + e^{-id[k_3 \Delta n + k_4 \Delta m]} \right). \quad (\text{C.7})$$

The summation over the differences  $\Delta k$  and  $\Delta l$  also allows for configuration where  $k > l$ , terms which were previously excluded in Eq. (C.6a). This swapping of indices is equivalent to a particle exchange, which is accompanied by an additional minus sign for fermions in the corresponding matrix elements in  $\hat{\rho}$ . The alternating signs in Eq. (C.5b) have effectively been shifted into the definition of the density matrix  $\hat{\rho}$ . This means that unlike the simple two-atom case, some coherences inherently acquire a sign here, which can lead to "destructive interference" between coherences. The direct consequence is a loss in bound tightness for fermions, as observed in Sec. IV B.

#### Appendix D: 2+2 Atoms

Figure 13 shows data for the case of  $N = 2$  atoms per species in analogy to Fig. 9 of the main text. We observe

that the loss of tightness for Fermions is far less pronounced than in the case of  $N = 3$  atoms per species. The subtle differences between Fermi-Dirac and Bose-Einstein statistics can be most notably observed for very weak in-

interactions strengths and pure states, where our bound underestimates the true state fidelity only for Fermions.

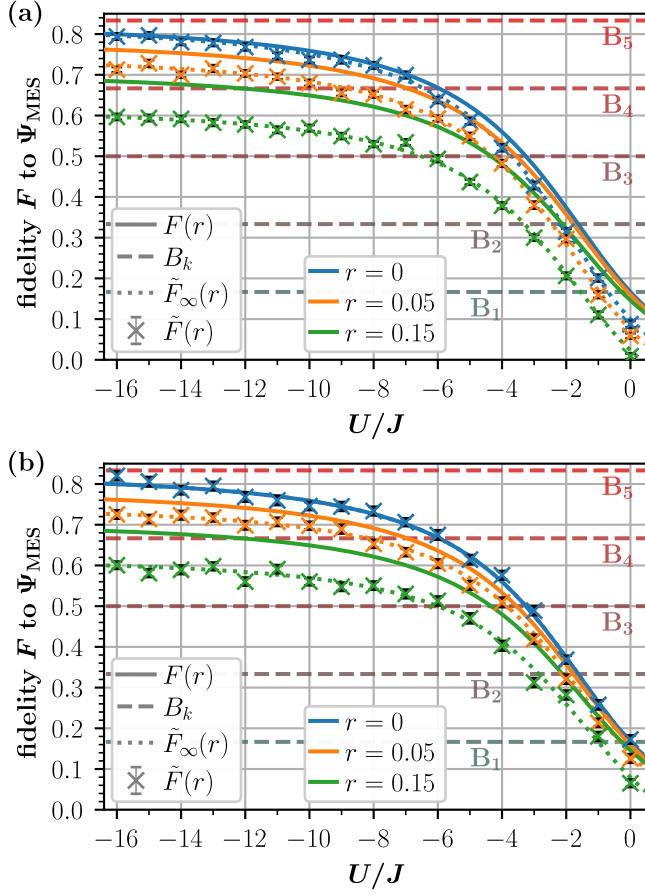


Figure 13. Numerical results for entanglement dimension certification of 2 + 2 indistinguishable atoms in a lattice with  $L = 4$ . Dependence of the fidelity  $F$  and the fidelity bound  $\tilde{F}$  on the interaction-to-tunneling-strength ratio  $U/J$  for pure and dephased states with (a) fermions and (b) hard core bosons. The dotted line represents the infinite measurement statistics limit  $\tilde{F}_\infty$  computed using exact coherences of  $\hat{\rho}$ . Differences between the two plots are most discernible for pure states at  $U/J \sim 0$ . All measurements were simulated using  $5 \times 10^4$  momentum space and position space samples each.

### Appendix E: Tripartite entanglement dimension bounds

Here we extend the concept of entanglement dimension bounds  $B_k$  to tripartite reference states with generalized Schmidt decomposition as given in Eq. (23) in close analogy to original work for bipartite states given in [41, 102]. The general idea is again to give bounds on the maximal fidelity between some generalized target state  $|\Psi\rangle_L = \sum_{i=1}^L \lambda_i |iii\rangle$  and some state  $\hat{\rho}_k$  with generalized Schmidt number  $k$ . This comparison can be made in a sensible way, as  $|\Psi\rangle_L$  is already given in a form similar to the Schmidt decomposition of bipartite systems.

All contributions are combinations of orthogonal basis states  $|i\rangle$  on the three subsystems and only appear once each. No unitary basis transformation therefore can reduce the number of states appearing in  $|\Psi\rangle_L$ , giving it the same role as the bipartite entanglement dimension. It is not necessary to consider general mixed states as convexity of the fidelity guaranties that fidelity is maximized through a pure state, so we restrict the proof to pure states only [41]. The highest possible fidelity between the target and a pure state  $|\phi\rangle_k = \sum_{lmn=1}^L c_{lmn} |lmn\rangle$  with  $|\phi\rangle_k \in S_k$ , where  $S_k$  is set of states with generalized Schmidt rank  $k$ , thus reduces to

$$\begin{aligned} \sup_{|\phi\rangle_k \in S_k} F(\Psi_L, \phi_k) &= \sup_{|\phi\rangle_k \in S_k} \left| \langle \Psi | \phi \rangle_k \right|^2 \\ &= \sup_{|\phi\rangle_k \in S_k} \left| \sum_{i=1}^L \lambda_i c_{iii} \right|^2 \end{aligned} \quad (\text{E.1})$$

Without loss of generality let  $\lambda_1 \geq \lambda_2 \dots \geq \lambda_L$ . Since  $|\phi\rangle_k \in S_k$ , at most  $k$  of the  $c_{iii}$  can take non-vanishing values. Additionally, wave function normalization requires  $\sum_i |c_{iii}|^2 \leq 1$ . It is therefore clear that the supremum is realized with  $c_{lmn} \neq 0$  only for  $l = m = n \leq k$ . Solving this optimization problem with a Lagrange multiplier we arrive at  $c_i = \lambda_i / \sqrt{\sum_{j=1}^k \lambda_j^2}$  for the optimal choice of coefficients. Inserting this into the fidelity yields

$$\sup_{|\phi\rangle_k \in S_k} F(\Psi_L, \phi_k) = \left| \frac{\sum_{i=1}^k \lambda_i^2}{\sqrt{\sum_{j=1}^k \lambda_j^2}} \right|^2 = \sum_{i=1}^k \lambda_i^2. \quad (\text{E.2})$$

If one uses the generalized GHZ state  $|\text{GHZ}\rangle_L = 1/\sqrt{L} \sum_i |iii\rangle$  as the reference state, one arrives at the same family of bounds as for the bipartite case,

$$\sup_{|\phi\rangle_k \in S_k} F(\text{GHZ}_L, \phi_k) = \frac{k}{L}, \quad (\text{E.3})$$

as we used in Sec. V of the main text. This resemblance is directly related to the restriction to Schmidt decomposable states as reference states. Multipartite states in general cannot be brought into a form where each subsystem basis vector appears only once through some basis transformation. This technique therefore can never be expected to be able to detect all terms for a generic multipartite quantum state, but at most the minimum of all local Hilbert space dimensions.

### Appendix F: Details on multipartite entanglement certification

Extending the original scheme for entanglement certification to multipartite entanglement is straightforward, but tedious. Here we briefly want to give a starting point of how this extension is derived and present the final bound  $\tilde{F}_{\text{coh}}$ . Like before, we decompose the momentum

correlation function of three atoms  $\langle \hat{n}_1(k_1)\hat{n}_2(k_2)\hat{n}_3(k_3) \rangle$

in terms of coherences and consider phases picked up due to the Fourier transformation. This results in

$$\langle \hat{n}_1(k_1)\hat{n}_2(k_2)\hat{n}_3(k_3) \rangle = \sum_{\substack{a,b,c=1 \\ a',b',c'=1}}^L \phi_{a\dots c'}(k_1, k_2, k_3) \langle abc | \hat{\rho} | a'b'c' \rangle, \quad (\text{F.1a})$$

$$\phi_{a\dots c'}(k_1, k_2, k_3) = |\tilde{\omega}(k_1, k_2, k_3)|^2 \exp\{-id[(a-a')k_1 + (b-b')k_2 + (c-c')k_3]\}. \quad (\text{F.1b})$$

We label the three distinguishable atom species  $\{1, 2, 3\}$  with their respective lattice site indices  $\{a, b, c\}$  and  $\{a', b', c'\}$  for the bra and ket states. This description can be expressed analogous to Eqs. (10) in trigonometric basis functions of all three lattice momenta  $k_1, k_2$ , and  $k_3$ . Special care has to be taken to avoid double counting by adapting the set  $M$  of admissible lattice gap sets to again enforce

$$(\alpha, \beta, \gamma) \in M \Rightarrow (-\alpha, -\beta, -\gamma) \notin M \vee (\alpha, \beta, \gamma) = (0, 0, 0). \quad (\text{F.2})$$

This is necessary to be able to do the full reconstruction of the momentum correlation function, since the true coefficients  $g_{\alpha\beta\gamma}$  have to be obtained from the full distribution of measured coefficients  $c_{\alpha\beta\gamma}$  first. The redefined set  $M$  for three atomic species is given in Eq. (F.3c). All remaining steps outlined in Eqs. (11) to (15) can be adapted analogously such that one arrives at the final result for the bound of the coherence contributions as follows,

$$\tilde{F}_{\text{coh}}(\hat{\rho}, \Psi_{\text{MES}}) = \sum_{\delta=1}^{L-1} \left( \frac{\text{Re}(g_{\delta\delta\delta})}{L} - 2 \sum_{\substack{a,b,c=1 \\ a' \neq b \vee b' \neq c}}^{L-\delta} \frac{\sqrt{\langle a'b'c' | \hat{\rho} | a'b'c' \rangle} \langle abc | \hat{\rho} | abc \rangle}{L} \right) \quad (\text{F.3a})$$

with  $a' := a + \delta \quad b' := b + \delta \quad c' := c + \delta,$

$$g_{\alpha\beta\gamma} = 2 \sum_{a,b,c=1}^L \langle abc | \hat{\rho} | (a+\alpha), (b+\beta), (c+\gamma) \rangle \quad a+\alpha, b+\beta, c+\gamma \in \{1 \dots L\}, \quad (\text{F.3b})$$

$$M = \left\{ (\alpha, \beta, \gamma) \in \{-(L-1), \dots, L-1\}^3 \mid \alpha \geq 0 \wedge (\beta \geq 0 \vee \alpha > 0) \wedge (\gamma \geq 0 \vee \beta > 0 \vee \alpha > 0) \right\}. \quad (\text{F.3c})$$

- 
- [1] A. Einstein, B. Podolsky, and N. Rosen, Can Quantum-Mechanical Description of Physical Reality Be Considered Complete?, *Phys. Rev.* **47**, 777 (1935).
  - [2] W. Dür, L. Hartmann, M. Hein, M. Lewenstein, and H. J. Briegel, Entanglement in Spin Chains and Lattices with Long-Range Ising-Type Interactions, *Phys. Rev. Lett.* **94**, 097203 (2005).
  - [3] A. M. Kaufman, M. E. Tai, A. Lukin, M. Rispoli, R. Schittko, P. M. Preiss, and M. Greiner, Quantum thermalization through entanglement in an isolated many-body system, *Science* **353**, 794 (2016).
  - [4] R. Horodecki, P. Horodecki, M. Horodecki, and K. Horodecki, Quantum entanglement, *Rev. Mod. Phys.* **81**, 865 (2009).
  - [5] A. Almheiri, D. Marolf, J. Polchinski, and J. Sully, Black holes: complementarity or firewalls?, *J. High Energy Phys.* **2013** (2), 62.
  - [6] A. Kitaev and J. Preskill, Topological Entanglement Entropy, *Phys. Rev. Lett.* **96**, 110404 (2006).
  - [7] M. Haque, O. Zozulya, and K. Schoutens, Entanglement Entropy in Fermionic Laughlin States, *Phys. Rev. Lett.* **98**, 060401 (2007).
  - [8] A. Osterloh, L. Amico, G. Falci, and R. Fazio, Scaling of entanglement close to a quantum phase transition, *Nature* **416**, 608 (2002).
  - [9] T. J. Osborne and M. A. Nielsen, Entanglement in a simple quantum phase transition, *Phys. Rev. A* **66**, 032110 (2002).
  - [10] G. Vidal, J. I. Latorre, E. Rico, and A. Kitaev, Entanglement in Quantum Critical Phenomena, *Phys. Rev.*

- Lett. **90**, 227902 (2003).
- [11] N. Laflorencie, Quantum entanglement in condensed matter systems, *Phys. Rep.* **646**, 1 (2016).
  - [12] D. Jaksch, J. I. Cirac, P. Zoller, S. L. Rolston, R. Côté, and M. D. Lukin, Fast Quantum Gates for Neutral Atoms, *Phys. Rev. Lett.* **85**, 2208 (2000).
  - [13] M. Lewenstein, A. Sanpera, V. Ahufinger, B. Damski, A. Sen(De), and U. Sen, Ultracold atomic gases in optical lattices: mimicking condensed matter physics and beyond, *Adv. Phys.* **56**, 243 (2007).
  - [14] T. Esslinger, Fermi-Hubbard Physics with Atoms in an Optical Lattice, *Annu. Rev. Condens. Matter Phys.* **1**, 129 (2010).
  - [15] I. Bloch, J. Dalibard, and S. Nascimbène, Quantum simulations with ultracold quantum gases, *Nat. Phys.* **8**, 267 (2012).
  - [16] L. Tarruell and L. Sanchez-Palencia, Quantum simulation of the Hubbard model with ultracold fermions in optical lattices, *C. R. Phys.* **19**, 365 (2018).
  - [17] W. Hofstetter and T. Qin, Quantum simulation of strongly correlated condensed matter systems, *J. Phys. B: At. Mol. Opt. Phys.* **51**, 082001 (2018).
  - [18] E. Altman, K. R. Brown, G. Carleo, L. D. Carr, E. Demler, C. Chin, B. DeMarco, S. E. Economou, M. A. Eriksson, K.-M. C. Fu, *et al.*, Quantum Simulators: Architectures and Opportunities, *PRX Quantum* **2**, 017003 (2021).
  - [19] D. Jaksch, C. Bruder, J. I. Cirac, C. W. Gardiner, and P. Zoller, Cold Bosonic Atoms in Optical Lattices, *Phys. Rev. Lett.* **81**, 3108 (1998).
  - [20] W. S. Bakr, J. I. Gillen, A. Peng, S. Fölling, and M. Greiner, A quantum gas microscope for detecting single atoms in a Hubbard-regime optical lattice, *Nature* **462**, 74 (2009).
  - [21] S. Murmann, A. Bergschneider, V. M. Klinkhamer, G. Zürn, T. Lompe, and S. Jochim, Two Fermions in a Double Well: Exploring a Fundamental Building Block of the Hubbard Model, *Phys. Rev. Lett.* **114**, 080402 (2015).
  - [22] F. Schäfer, T. Fukuhara, S. Sugawa, Y. Takasu, and Y. Takahashi, Tools for quantum simulation with ultracold atoms in optical lattices, *Nat. Rev. Phys.* **2**, 411 (2020).
  - [23] L. Gurvits, Classical complexity and quantum entanglement, *J. Comput. Syst. Sci.* **69**, 448 (2004).
  - [24] N. Friis, G. Vitagliano, M. Malik, and M. Huber, Entanglement certification from theory to experiment, *Nat. Rev. Phys.* **1**, 72 (2018).
  - [25] H. Li and F. D. M. Haldane, Entanglement Spectrum as a Generalization of Entanglement Entropy: Identification of Topological Order in Non-Abelian Fractional Quantum Hall Effect States, *Phys. Rev. Lett.* **101**, 010504 (2008).
  - [26] L. Fidkowski, Entanglement Spectrum of Topological Insulators and Superconductors, *Phys. Rev. Lett.* **104**, 130502 (2010).
  - [27] P. Calabrese and A. Lefevre, Entanglement spectrum in one-dimensional systems, *Phys. Rev. A* **78**, 032329 (2008).
  - [28] C. Chamon, A. Hamma, and E. R. Mucciolo, Emergent Irreversibility and Entanglement Spectrum Statistics, *Phys. Rev. Lett.* **112**, 240501 (2014).
  - [29] D. Shaffer, C. Chamon, A. Hamma, and E. R. Mucciolo, Irreversibility and entanglement spectrum statistics in quantum circuits, *J. Stat. Mech.: Theory Exp.* **2014** (12), P12007.
  - [30] M. Serbyn and J. E. Moore, Spectral statistics across the many-body localization transition, *Phys. Rev. B* **93**, 041424(R) (2016).
  - [31] S. D. Geraedts, R. Nandkishore, and N. Regnault, Many-body localization and thermalization: Insights from the entanglement spectrum, *Phys. Rev. B* **93**, 174202 (2016).
  - [32] A. Muthukrishnan and C. R. Stroud, Multivalued logic gates for quantum computation, *Phys. Rev. A* **62**, 052309 (2000).
  - [33] B. P. Lanyon, M. Barbieri, M. P. Almeida, T. Jennewein, T. C. Ralph, K. J. Resch, G. J. Pryde, J. L. O'Brien, A. Gilchrist, and A. G. White, Simplifying quantum logic using higher-dimensional Hilbert spaces, *Nat. Phys.* **5**, 134 (2009).
  - [34] M. Neeley, M. Ansmann, R. C. Bialczak, M. Hofheinz, E. Lucero, A. D. O'Connell, D. Sank, H. Wang, J. Wenner, A. N. Cleland, M. R. Geller, *et al.*, Emulation of a Quantum Spin with a Superconducting Phase Qudit, *Science* **325**, 722 (2009).
  - [35] C. Kokail, B. Sundar, T. V. Zache, A. Elben, B. Vermersch, M. Dalmonte, R. van Bijnen, and P. Zoller, Quantum Variational Learning of the Entanglement Hamiltonian, *Phys. Rev. Lett.* **127**, 170501 (2021).
  - [36] C. Kokail, R. van Bijnen, A. Elben, B. Vermersch, and P. Zoller, Entanglement Hamiltonian tomography in quantum simulation, *Nat. Phys.* **17**, 936 (2021).
  - [37] N. Wyderka and A. Ketterer, Probing the Geometry of Correlation Matrices with Randomized Measurements, *PRX Quantum* **4**, 020325 (2023).
  - [38] S. Liu, Q. He, M. Huber, O. Gühne, and G. Vitagliano, Characterizing Entanglement Dimensionality from Randomized Measurements, *PRX Quantum* **4**, 020324 (2023).
  - [39] H. Pichler, G. Zhu, A. Seif, P. Zoller, and M. Hafezi, Measurement Protocol for the Entanglement Spectrum of Cold Atoms, *Phys. Rev. X* **6**, 041033 (2016).
  - [40] J. Bavaresco, N. Herrera Valencia, C. Klöckl, M. Pivoluska, P. Erker, N. Friis, M. Malik, and M. Huber, Measurements in two bases are sufficient for certifying high-dimensional entanglement, *Nat. Phys.* **14**, 1032 (2018).
  - [41] R. Fickler, R. Lapkiewicz, M. Huber, M. P. Lavery, M. J. Padgett, and A. Zeilinger, Interface between path and orbital angular momentum entanglement for high-dimensional photonic quantum information, *Nat. Commun.* **5**, 4502 (2014).
  - [42] S. Fölling, F. Gerbier, A. Widera, O. Mandel, T. Gericke, and I. Bloch, Spatial quantum noise interferometry in expanding ultracold atom clouds, *Nature* **434**, 481 (2005).
  - [43] A. Bergschneider, V. M. Klinkhamer, J. H. Becher, R. Klemt, L. Palm, G. Zürn, S. Jochim, and P. M. Preiss, Experimental characterization of two-particle entanglement through position and momentum correlations, *Nat. Phys.* **15**, 640 (2019).
  - [44] E. Schmidt, Zur Theorie der linearen und nichtlinearen Integralgleichungen., *Math. Ann.* **63**, 433 (1907).
  - [45] M. Piani and C. E. Mora, Class of positive-partial-transpose bound entangled states associated with almost any set of pure entangled states, *Phys. Rev. A* **75**, 012305 (2007).
  - [46] M. Huber and J. I. de Vicente, Structure of Multidi-

- mensional Entanglement in Multipartite Systems, Phys. Rev. Lett. **110**, 030501 (2013).
- [47] M. Bonneau, W. J. Munro, K. Nemoto, and J. Schmiedmayer, Characterizing twin-particle entanglement in double-well potentials, Phys. Rev. A **98**, 033608 (2018).
- [48] Recoil energy  $E_r = \frac{\hbar^2 \pi^2}{2m d^2}$ .
- [49] M. L. Wall, *Quantum Many-Body Physics of Ultracold Molecules in Optical Lattices: Models and Simulation Methods*, Ph.D. thesis, Colorado School of Mines (2015).
- [50] H. Feshbach, Unified theory of nuclear reactions, Ann. Phys. **5**, 357 (1958).
- [51] J. Hubbard, Electron correlations in narrow energy bands, Proc. R. Soc. A: Math. Phys. Eng. Sci. **276**, 238 (1963).
- [52] The state fidelity is not subjected to any random noise, so the fit errors are at floating point precision and can be neglected.
- [53] P. W. Anderson, Absence of Diffusion in Certain Random Lattices, Phys. Rev. **109**, 1492 (1958).
- [54] E. Abrahams, P. W. Anderson, D. C. Licciardello, and T. V. Ramakrishnan, Scaling Theory of Localization: Absence of Quantum Diffusion in Two Dimensions, Phys. Rev. Lett. **42**, 673 (1979).
- [55] A. N. Wenz, G. Zurn, S. Murmann, I. Brouzos, T. Lompe, and S. Jochim, From Few to Many: Observing the Formation of a Fermi Sea One Atom at a Time, Science **342**, 457 (2013).
- [56] L. Rammelmüller, W. J. Porter, J. Braun, and J. E. Drut, Evolution from few- to many-body physics in one-dimensional Fermi systems: One- and two-body density matrices and particle-partition entanglement, Phys. Rev. A **96**, 033635 (2017).
- [57] J. H. Becher, E. Sindici, R. Klemt, S. Jochim, A. J. Daley, and P. M. Preiss, Measurement of Identical Particle Entanglement and the Influence of Antisymmetrization, Phys. Rev. Lett. **125**, 180402 (2020).
- [58] Ralf Arne Klemt, *Correlations from Microscopic to Macroscopic Quantum Systems: Interactions vs Indistinguishability*, Ph.D. thesis, Heidelberg University (2021).
- [59] D. M. Greenberger, M. A. Horne, and A. Zeilinger, Going beyond bell's theorem, in *Bell's Theorem, Quantum Theory and Conceptions of the Universe*, edited by M. Kafatos (Springer Netherlands, Dordrecht, 1989) pp. 69–72.
- [60] W. Dür, G. Vidal, and J. I. Cirac, Three qubits can be entangled in two inequivalent ways, Phys. Rev. A **62**, 062314 (2000).
- [61] A. Acín, A. Andrianov, L. Costa, E. Jané, J. I. Latorre, and R. Tarrach, Generalized Schmidt Decomposition and Classification of Three-Quantum-Bit States, Phys. Rev. Lett. **85**, 1560 (2000).
- [62] H. A. Carteret, A. Higuchi, and A. Sudbery, Multipartite generalization of the Schmidt decomposition, J. Math. Phys. **41**, 7932 (2000).
- [63] M. Huber, M. Perarnau-Llobet, and J. I. de Vicente, Entropy vector formalism and the structure of multidimensional entanglement in multipartite systems, Phys. Rev. A **88**, 042328 (2013).
- [64] A. V. Thapliyal, Multipartite pure-state entanglement, Phys. Rev. A **59**, 3336 (1999).
- [65] L. Chen, Y. Yang, and W. S. Tang, Schmidt number of bipartite and multipartite states under local projections, Quantum Inf. Process. **16**, 75 (2017).
- [66] G. Zürn, T. Lompe, A. N. Wenz, S. Jochim, P. S. Julienne, and J. M. Hutson, Precise Characterization of  $^6\text{Li}$  Feshbach Resonances Using Trap-Sideband-Resolved RF Spectroscopy of Weakly Bound Molecules, Phys. Rev. Lett. **110**, 135301 (2013).
- [67] K. Dieckmann, C. A. Stan, S. Gupta, Z. Hadzibabic, C. H. Schunck, and W. Ketterle, Decay of an Ultracold Fermionic Lithium Gas near a Feshbach Resonance, Phys. Rev. Lett. **89**, 203201 (2002).
- [68] C. H. Schunck, M. W. Zwierlein, C. A. Stan, S. M. F. Raupach, W. Ketterle, A. Simoni, E. Tiesinga, C. J. Williams, and P. S. Julienne, Feshbach resonances in fermionic  $^6\text{Li}$ , Phys. Rev. A **71**, 045601 (2005).
- [69] T. B. Ottenstein, T. Lompe, M. Kohnen, A. N. Wenz, and S. Jochim, Collisional Stability of a Three-Component Degenerate Fermi Gas, Phys. Rev. Lett. **101**, 203202 (2008).
- [70] J. H. Huckans, J. R. Williams, E. L. Hazlett, R. W. Stites, and K. M. O'Hara, Three-Body Recombination in a Three-State Fermi Gas with Widely Tunable Interactions, Phys. Rev. Lett. **102**, 165302 (2009).
- [71] P. Azaria, S. Capponi, and P. Lecheminant, Three-component Fermi gas in a one-dimensional optical lattice, Phys. Rev. A **80**, 041604(R) (2009).
- [72] M. Paris and J. Řeháček, eds., *Quantum State Estimation*, Lecture Notes in Physics, Vol. 649 (Springer Berlin Heidelberg, 2004).
- [73] H. Häffner, W. Hänsel, C. F. Roos, J. Benhelm, D. Chek-al-kar, M. Chwalla, T. Körber, U. D. Rapol, M. Riebe, P. O. Schmidt, *et al.*, Scalable multiparticle entanglement of trapped ions, Nature **438**, 643 (2005).
- [74] J. Shang, Z. Zhang, and H. K. Ng, Superfast maximum-likelihood reconstruction for quantum tomography, Phys. Rev. A **95**, 062336 (2017).
- [75] C. Granade, J. Combes, and D. G. Cory, Practical Bayesian tomography, New J. Phys. **18**, 033024 (2016).
- [76] D. Gross, Y. K. Liu, S. T. Flammia, S. Becker, and J. Eisert, Quantum State Tomography via Compressed Sensing, Phys. Rev. Lett. **105**, 150401 (2010).
- [77] A. Kalev, R. L. Kosut, and I. H. Deutsch, Quantum tomography protocols with positivity are compressed sensing protocols, npj Quantum Inf. **1**, 15018 (2015).
- [78] C. A. Riofrío, D. Gross, S. T. Flammia, T. Monz, D. Nigg, R. Blatt, and J. Eisert, Experimental quantum compressed sensing for a seven-qubit system, Nat. Commun. **8**, 15305 (2017).
- [79] G. Torlai, G. Mazzola, J. Carrasquilla, M. Troyer, R. Melko, and G. Carleo, Neural-network quantum state tomography, Nat. Phys. **14**, 447 (2018).
- [80] G. Torlai and R. G. Melko, Machine-learning quantum states in the NISQ era, Annu. Rev. Condens. Matter Phys. **11**, 325 (2020).
- [81] J. Carrasquilla, G. Torlai, R. G. Melko, and L. Aolita, Reconstructing quantum states with generative models, Nat. Mach. Intell. **1**, 155 (2019).
- [82] T. Schmale, M. Reh, and M. Gärttner, Efficient quantum state tomography with convolutional neural networks, npj Quantum Inf. **8**, 115 (2022).
- [83] M. Cramer, M. B. Plenio, S. T. Flammia, R. Somma, D. Gross, S. D. Bartlett, O. Landon-Cardinal, D. Poulin, and Y. K. Liu, Efficient quantum state tomography, Nat. Commun. **1**, 149 (2010).
- [84] T. Baumgratz, D. Gross, M. Cramer, and M. B. Plenio,

- Scalable reconstruction of density matrices, *Phys. Rev. Lett.* **111**, 020401 (2013).
- [85] B. P. Lanyon, C. Maier, M. Holzäpfel, T. Baumgratz, C. Hempel, P. Jurcevic, I. Dhand, A. S. Buyskikh, A. J. Daley, M. Cramer, *et al.*, Efficient tomography of a quantum many-body system, *Nat. Phys.* **13**, 1158 (2017).
- [86] R. Islam, R. Ma, P. M. Preiss, M. Eric Tai, A. Lukin, M. Rispoli, and M. Greiner, Measuring entanglement entropy in a quantum many-body system, *Nature* **528**, 77 (2015).
- [87] A. Elben, R. Kueng, H.-Y. Huang, R. van Bijnen, C. Kokail, M. Dalmonte, P. Calabrese, B. Kraus, J. Preskill, P. Zoller, *et al.*, Mixed-state entanglement from local randomized measurements, *Phys. Rev. Lett.* **125**, 200501 (2020).
- [88] H.-Y. Huang, R. Kueng, and J. Preskill, Predicting many properties of a quantum system from very few measurements, *Nat. Phys.* **16**, 1050 (2020).
- [89] M. Krenn, M. Huber, R. Fickler, R. Lapkiewicz, S. Ramelow, and A. Zeilinger, Generation and confirmation of a  $(100 \times 100)$ -dimensional entangled quantum system, *Proc. Natl. Acad. Sci. U.S.A.* **111**, 6243 (2014).
- [90] P. Erker, M. Krenn, and M. Huber, Quantifying high dimensional entanglement with two mutually unbiased bases, *Quantum* **1**, 22 (2017).
- [91] M. Cerezo, A. Poremba, L. Cincio, and P. J. Coles, Variational Quantum Fidelity Estimation, *Quantum* **4**, 248 (2020).
- [92] S. T. Flammia and Y. K. Liu, Direct Fidelity Estimation from Few Pauli Measurements, *Phys. Rev. Lett.* **106**, 230501 (2011).
- [93] M. P. da Silva, O. Landon-Cardinal, and D. Poulin, Practical Characterization of Quantum Devices without Tomography, *Phys. Rev. Lett.* **107**, 210404 (2011).
- [94] C. M. Bishop, Generative models, in *Pattern Recognition and Machine Learning* (Springer US, New York, 2006) Chap. 8.1.2, pp. 365–366, 1st ed.
- [95] Benoit, Note sur une méthode de résolution des équations normales provenant de l'application de la méthode des moindres carrés a un système d'équations linéaires en nombre inférieur a celui des inconnues. — Application de la méthode a la résolution d'un système défini d'équations linéaires, *Bull. Geodesique* **2**, 67 (1924).
- [96] M. R. Hestenes and E. Stiefel, Methods of conjugate gradients for solving linear systems, *J. Res. Natl. Inst. Stand. Technol.* **49**, 409 (1952).
- [97] C. R. Harris, K. J. Millman, S. J. van der Walt, R. Gommers, P. Virtanen, D. Cournapeau, E. Wieser, J. Taylor, S. Berg, N. J. Smith, *et al.*, Array programming with NumPy, *Nature* **585**, 357 (2020).
- [98] P. Virtanen, R. Gommers, T. E. Oliphant, M. Haberland, T. Reddy, D. Cournapeau, E. Burovski, P. Peterson, W. Weckesser, J. Bright, *et al.*, SciPy 1.0: Fundamental Algorithms for Scientific Computing in Python, *Nat. Methods* **17**, 261 (2020).
- [99] We replaced  $J\sigma$  with  $\sigma$  in disorder configurations for brevity of notation.
- [100] P. M. Preiss, J. H. Becher, R. Klemmt, V. Klinkhamer, A. Bergschneider, N. Defenu, and S. Jochim, High-Contrast Interference of Ultracold Fermions, *Phys. Rev. Lett.* **122**, 143602 (2019).
- [101] S. Fölling, Quantum noise correlation experiments with ultracold atoms, in *Quantum Gas Experiments*, Cold Atoms, Vol. 3 (Imperial College Press, 2014) Chap. 8, pp. 145–177.
- [102] O. Gühne, *Detecting quantum entanglement : entanglement witnesses and uncertainty relations*, Ph.D. thesis, Hannover University (2004).