

# Not All Languages Are Created Equal in LLMs: Improving Multilingual Capability by Cross-Lingual-Thought Prompting

Haoyang Huang<sup>1\*</sup>, Tianyi Tang<sup>2\*</sup>, Dongdong Zhang<sup>1†</sup>, Wayne Xin Zhao<sup>2</sup>  
Ting Song<sup>1</sup>, Yan Xia<sup>1</sup>, Furu Wei<sup>1</sup>

<sup>1</sup>Microsoft Research Asia, China

<sup>2</sup>Gaoling School of Artificial Intelligence, Renmin University of China  
<https://github.com/microsoft/unilm>

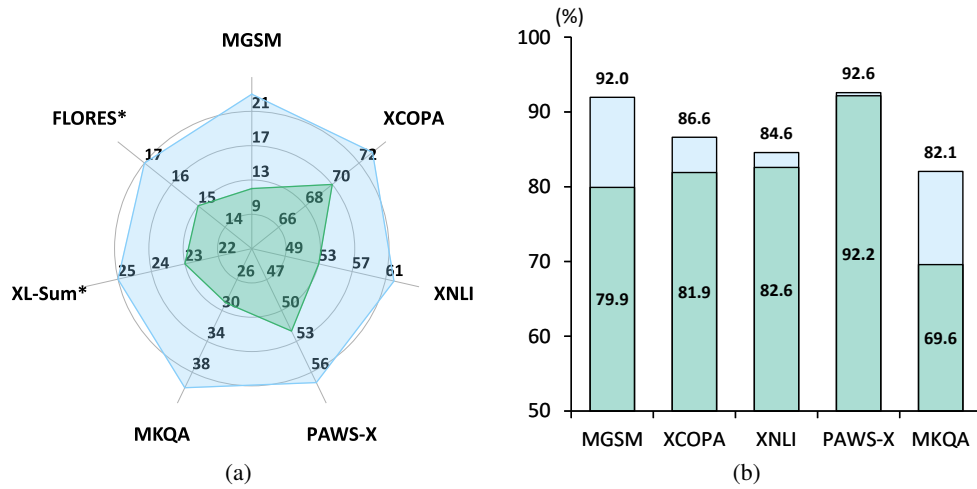


Figure 1: Comparing the effectiveness of the **Cross-Lingual-Thought prompt** versus the baseline **basic prompt** on 7 representative benchmarks covering 27 languages: (a) Enhancing the multilingual capability of text-davinci-003 under the zero-shot learning, and (b) Narrowing the gap between the average performance and the best performance of each task in different languages.

## Abstract

Large language models (LLMs) demonstrate impressive multilingual capability, but their performance varies substantially across different languages. In this work, we introduce a simple yet effective method, called *cross-lingual-thought prompting* (XLT), to systematically improve the multilingual capability of LLMs. Specifically, XLT is a generic template prompt that stimulates cross-lingual and logical reasoning skills to enhance task performance across languages. We conduct comprehensive evaluations on 7 typical benchmarks related to reasoning, understanding, and generation tasks, covering both high-resource and low-resource languages. Experimental results show that XLT not only remarkably enhances the performance of various multilingual tasks but also significantly reduces the gap between the average performance and the best performance of each task in different languages. Notably, XLT brings over 10 points of average improvement in arithmetic reasoning and open-domain question-answering tasks.

\* Equal contribution. † Corresponding author.

# 1 Introduction

Large language models (LLMs) demonstrate impressive multilingual capability in a wide range of natural language processing tasks, including language generation, knowledge utilization, and complex reasoning [Zhao et al., 2023]. Their performance in downstream tasks has been shown to reach or even surpass human-level performance [Brown et al., 2020, Zhang et al., 2022, Chowdhery et al., 2022, Zeng et al., 2022]. The capabilities of LLMs stem from the extensive volume of training data they leveraged [Kaplan et al., 2020]. The training data for current models is primarily dominated by the English language corpus, but it also encompasses data from other languages, as described in GPT-3 [Brown et al., 2020], PaLM [Chowdhery et al., 2022], and BLOOM [Scao et al., 2022], *etc.*

There are over 7,000 languages worldwide, with the vast majority being low-resource or extremely low-resource languages [Forkel et al., 2022]. Despite the latest GPT-4 model [OpenAI, 2023] demonstrating some generalization capabilities in multilingual tasks as evaluated on the MMLU benchmark [Hendrycks et al., 2021], it is still the case that LLMs do not have equal capability to handle all languages, leading to imbalanced capability across different languages. Furthermore, several evaluation results [Bang et al., 2023, Jiao et al., 2023, Hendy et al., 2023, Zhu et al., 2023] indicate that large models struggle with understanding and generating non-English languages, particularly in low-resource or extremely low-resource languages. Therefore, to democratize language intelligence and minimize performance gaps in different language, it is essential and meaningful to stimulate and enhance the multilingual capability of models in non-English and low-resource languages.

Intuitively, the multilingual capability of LLMs can be improved by significantly augmenting multilingual training data [Lin et al., 2022] or fine-tuning existing models with additional multilingual data [Chen et al., 2021, 2022], both of which require updating model parameters with considerable computational costs. Alternatively, much work has been dedicated to performing in-context learning [Brown et al., 2020] to explore model’s capabilities in natural language processing under zero-shot or few-shot learning, where carefully designed prompts are used to boost model performance [Ahuja et al., 2023]. While in-context learning is an economical approach to leverage LLMs without updating parameters, it is highly sensitive to prompt engineering [Wei et al., 2022c] where prompts vary with tasks, languages, and query styles. Numerous prompts have been proposed to enhance model performance, but most of them are only applicable to monolingual task processing [Sanh et al., 2022].

This work explores a universal in-context learning approach to enhance the multilingual capability of LLMs. We introduce a simple yet effective method, called cross-lingual-thought prompting (**XLT**), to enable models to handle various natural language processing tasks across different target languages. Our method employs a generic and language-independent prompt, which eliminates the need to update model parameters. Additionally, it uses a single-turn conversation to optimize the response output for multilingual tasks. Depending on the task input type, cross-lingual-thought prompting guides the large language model to assume the role of an expert in a specific language for a particular task. Given a task request along with its predefined meta information, XLT directs LLMs to respond logically through a process involving problem understanding, cross-lingual thinking, task analysis, task execution, and output formatting. During this process, our method is designed to stimulate models’ cross-lingual and logical reasoning skills, enabling them to respond to input requests regardless of the required input language and target output language. For enhanced performance, few-shot learning can also be employed with our method by providing an LLM-generated response output as a demonstration using cross-lingual-thought prompting zero-shot learning.

We conduct a comprehensive evaluation to verify the effectiveness of XLT across seven representative benchmarks of natural language reasoning, understanding, and generation tasks, focusing on the multilingual capability of LLMs when equipped with our method. Each benchmark includes multilingual data covering both high-resource and low-resource languages. The experimental results demonstrate that our method can significantly improve the performance of all benchmarks across all involved languages under both zero-shot and few-shot learning settings. Notably, cross-lingual-thought prompting achieves an average gain of over 10 points on the MGSM and MKQA benchmarks. Furthermore, we observe that our prompting method significantly reduces the gap between the average performance and the best performance of each task in different languages, indicating its potential to democratize language intelligence. Additionally, we analyze in detail the factors affecting the generality of our method from the perspectives of instruction ablation, instruction order, and word choice, further substantiating the effectiveness of XLT as a general prompting method for multilingual tasks.

## 2 Cross-Lingual-Thought Prompting

Although LLMs are capable of accepting any input and generating responses, users typically structure their requests in the form of prompts to elicit the desired output. The design of these prompts is crucial for achieving optimal performance on downstream tasks, as LLMs are sensitive to the format of the prompts chosen [Zhao et al., 2021]. Through a process called instruction tuning [Wei et al., 2022a], models can develop the ability to follow natural language instructions [Wei et al., 2022b], which can reduce their sensitivity to prompt engineering [Wei et al., 2022a]. In accordance with the guidelines of the OpenAI cookbook<sup>2</sup>, we propose a cross-lingual thought prompting template, denoted as the XLT template. This generic template allows LLMs to respond to requests with cross-lingual thought and supports a wide range of multilingual tasks. Figure 2 provides an overview of our method, illustrating how XLT enhances the generation of responses in the desired format using large language models.

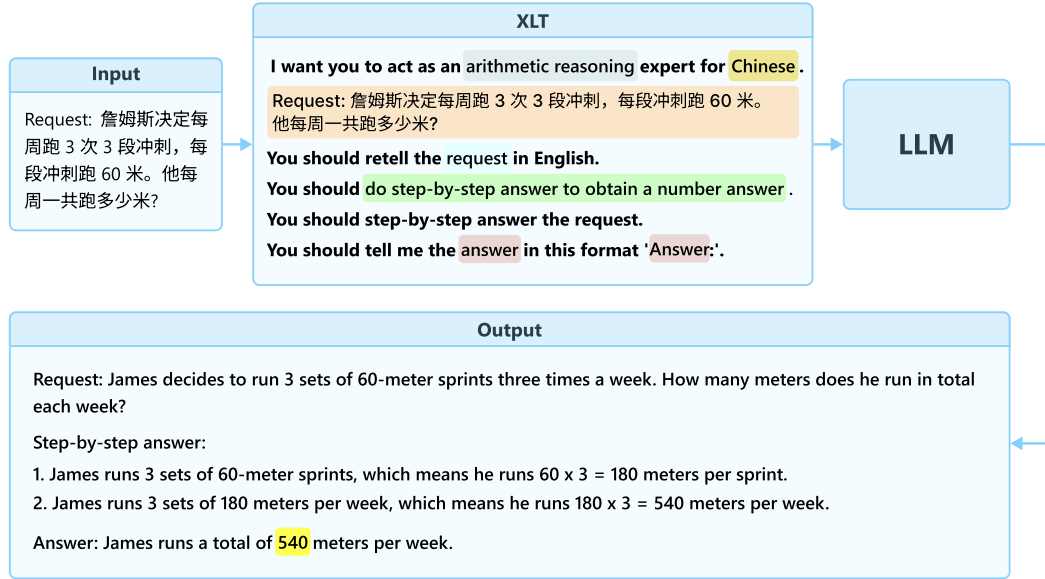


Figure 2: Overview of our method. Given a request, its associated meta information is filled into the placeholders of the XLT template to form the language-independent prompt, which is fed to the LLM to enhance the generation of responses in the desired format.

### 2.1 Framework Description

The task metadata is carefully crafted to provide accurate descriptions of all typical natural language processing tasks. This enables LLMs to better understand the requirements of each task. The metadata includes crucial details such as the task name, task goal, and output format, which can be easily customized using basic experience and background knowledge in the field of natural language processing.

To process a structured request, we begin by matching it with the task metadata to determine the necessary information and desired target language. This information is then used to complete the placeholders in the template to generate our prompt. LLMs can then use it to improve their multilingual capabilities. Figure 3 displays the XLT template, with the colored sections representing placeholders. Table 1 provides metadata for seven common natural language processing tasks, along with a representative evaluation benchmark for each task to aid understanding. Figure 2 showcases an example of instantiated prompt for the Chinese request. The following section will explain the details of constructing XLT.

XLT can also be enriched with demonstrations to enable few-shot learning for improved performance, which will be described in Section 2.3.

<sup>2</sup><https://github.com/openai/openai-cookbook>

## 2.2 Construction of XLT

The XLT template is designed to emulate the process humans employ when handling multilingual tasks. Our template is written in English, as English is the dominant language during LLM pre-training, and existing research indicates that English prompting is more effective for multilingual tasks [Shi et al., 2023]. In contrast to the vanilla prompt that only includes a task description, our XLT template aims to elicit multilingual capability through cross-lingual thoughts. This template comprises six logical instructions in sequence. To complete the template, only seven placeholders need to be filled in based on intrinsic knowledge of the task and the request, as depicted in Figure 3. The following are detailed explanations for each logical instruction.

```
I want you to act as a task_name expert for task_language .
task_input
You should retell/repeat/translate the input_tag in English.
You should task_goal .
You should step-by-step answer the request.
You should tell me the output_type (output_constraint) in this format 'output_type : ' .
```

Figure 3: Illustration of XLT template. Referring to Figure 2 and Appendix A for instantiated examples.

- *Role Assigning.* First, the model receives a role definition that helps establish the model’s behavior. This concept is akin to the system role of ChatGPT<sup>3</sup>. To achieve this, we simply need to fulfill the **task name** with a known category (such as commonsense reasoning or paraphrase identification), along with the language of the task in the **task language** field.
- *Task Inputting.* Second, we explicitly append the request as the **task input**. The request is basically structured in terms of the task type so as to make sure the model can comprehend it. For example, in the natural language inference task, the two sentence inputs are specified with “premise” and “hypothesis”, respectively.
- *Cross-lingual Thinking.* This crucial instruction facilitates cross-lingual thinking. We take an additional step and encourage the model to engage in cross-lingual thought by rephrasing the requested content in English, which is the dominant language used as a pivot language by Shi et al. [2023] and Ahuja et al. [2023] to enhance performance. Rephrasing the requested content enclosed in the **input tag** helps the model better understand the request in its native language and knowledge. Our observations suggest that using keywords such as “retell”, “repeat”, or “translate” while rephrasing the content may result in better performance in practice.
- *Task Analyzing.* After rephrasing the task input, we need to analyze the task based on its goal to complete the task in **task goal**. This step is comparable to the task description used in conventional prompting methods. In practice, we can get the task information from the original literature or seek assistance from ChatGPT to generate effective prompts for solving the task [Jiao et al., 2023].
- *CoT Task Solving.* We then ask the model to follow the instructions and complete the task step by step. Since LLMs exhibit a strong ability to maintain a chain-of-thought [Wei et al., 2022c], we carefully design instructions to guide the model, with the hope that it will respond to our instructions in a step-by-step manner and utilize the intermediate outputs to aid in solving the task.
- *Output Formatting.* Finally, we should regularize the output format of the model to obtain the exact answer for the result evaluation. LLMs are utilized in a zero- or few-shot manner, and they tend to generate longer texts that may not conform to the target answer. However, LLMs possess a strong ability to follow instructions, and we can define the output format in XLT in terms of **output type** and **output constraint**. The output type can be a number, index, or text, while the output constraint is optional and determined based on the task requirements, as depicted in Table 1. Output constraint may include length limitations, language specifications, and other relevant factors.

<sup>3</sup><https://platform.openai.com/docs/guides/chat/introduction>

Table 1: Task meta data consisting of task name, input tag, task goal, output type, and output constraint per benchmark. Detailed examples of the input for each benchmark are listed in Appendix A.

Benchmark	Task name	Input tag	Task goal	Output type	Output constraint
MGSM	arithmetic reasoning	request	do step-by-step answer to obtain a number answer	answer	–
XCOPA	commonsense reasoning	premise and the options	do step-by-step answer to pick a choice	choice number	–
XNLI	natural language inference	hypothesis and the premise	judge whether the hypothesis is true, false, or undetermined given the premise. The relationship can be chosen from entailment, contradiction, and neutral	relationship	–
PAWS-X	paraphrase identification	sentence 1 and sentence 2	provide a yes or no answer to the question: Does Sentence 1 paraphrase Sentence 2?	answer	choosing either yes or no
MKQA	question answering	question	answer the question in English in one or a few words	answer	in one or a few words in {target_language}
XL-Sum	multilingual summarization	entire text	think step-by-step to summarize the entire text in a maximum of two sentences	summary	into one sentence in {target_language}
FLORES	machine translation	source sentence	provide the {target_language} translation for the English source sentence	target translation	–

### 2.3 XLT for Few-shot Learning

The above construction of XLT can be directly fed to LLMs to yield outputs, which is performed in the zero-shot learning setting. In addition, we also explore incorporating demonstrations into XLT to enable few-shot learning. Different from previous work that just appends model outputs to the corresponding request [Shi et al., 2023] or utilizes a verbalizer to format the output, our method constructs the demonstrations with better formatted model outputs from a step-by-step processing-based XLT. As illustrated in Figure 4, we first sample a few examples from the development set and incorporate the requested parts into XLT. The zero-shot learning is performed over LLM to collect responses that are further aligned with those of the samples. Only response-aligned requests are assembled with the corresponding model responses to form final demonstrations for few-shot learning. In this way, the demonstrations are constructed with rich logical knowledge via XLT, which will cater to the XLT-based generation of new requests. In practice, we can also correct or design the demonstrations for better alignment with the instruction logic.

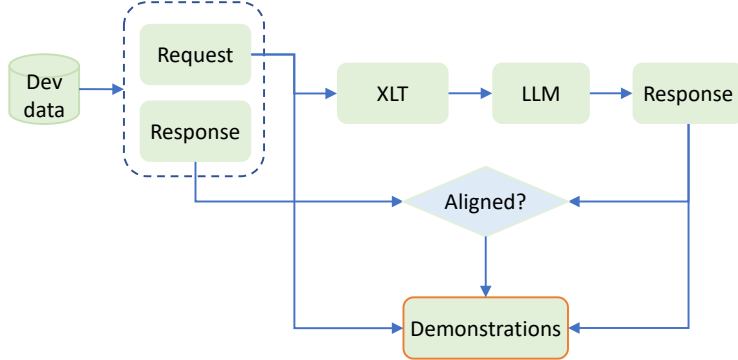


Figure 4: Demonstration construction for the few-shot learning.

## 3 Experiment

To comprehensively verify the effectiveness of our method on language-independent generality, we evaluate our XLT template on different LLMs covering various natural language processing tasks. We choose benchmarks that contain multilingual test data so as to minimize the error from automatic language translation.

### 3.1 Experimental Setups

#### 3.1.1 Tasks and Benchmarks

We conduct evaluations on seven typical benchmarks related to reasoning, understanding, and generation tasks that can represent different capabilities of LLMs, encompassing both high-resource and low-resource languages. These benchmarks cover 27 different languages, including English (en), German (de), Russian (ru), French (fr), Chinese Simplified (zh), Spanish (es), Japanese (ja), Italian (it), Vietnamese (vi), Turkish (tr), Indonesian (id), Swahili (sw), Arabic (ar), Korean (ko), Greek (el), Thai (th), Bulgarian (bg), Hindi (hi), Estonian (et), Bengali (bn), Tamil (ta), Galician (gl), Urdu (ur), Telugu (te), Javanese (jv), Haitian Creole (ht), and Southern Quechua (qu). In terms of the language distribution statistics in the Common Crawl Monthly Archives<sup>4</sup> and the language performance of LLMs [Shi et al., 2023, Ahuja et al., 2023], we have arranged them in the order of language frequency from high-resource to low-resource. In particular, the frequency of some underrepresented languages is even less than 0.1% (*e.g.*, bn, ta, gl, ur, te, jv, ht, qu).

- **Reasoning tasks**

- **Arithmetic Reasoning.** The MGSM [Shi et al., 2023] benchmark contains grade school mathematical problems and asks the model to calculate the correct answer. It covers 11 languages, and we utilize the accuracy score for evaluation.
- **Commonsense Reasoning.** The XCOPA [Ponti et al., 2020] benchmark contains one premise and two choices. It asks the model to choose which one is the result or cause of the premise. It covers 11 languages from 11 diverse families, and we utilize the accuracy score for evaluation.

- **Understanding tasks**

- **Natural Language Inference.** The XNLI [Conneau et al., 2018] benchmark contains one premise and one hypothesis and requires the model to determine whether the hypothesis is entailed, contradicted, or neutral conditioned on the premise. It covers 15 languages, and we utilize the accuracy score for evaluation.
- **Paraphrase Identification.** The PAWS-X [Yang et al., 2019] benchmark contains two sentences and requires the model to judge whether they paraphrase each other or not. It covers 7 languages, and we utilize the accuracy score for evaluation.

- **Generation tasks**

- **Question Answering.** The MKQA [Longpre et al., 2021] benchmark contains an open-domain question and asks the model to predict a short answer. Since it has unanswerable questions or long questions that do not have precise answers, we remove these questions during evaluation. It covers 25 languages, and we choose a subset of 10 languages, including de, en, es, fr, ja, ru, th, tr, vi, and zh. We utilize the token overlap F1 score for evaluation.
- **Summarization.** The XL-Sum\* [Hasan et al., 2021] (250 test samples randomly sampled from XL-Sum per language) benchmark contains a long news article and wants the model to summarize it into a short text. It covers 44 languages, and we choose a subset of 6 languages, including en, es, fr, tr, vi, and zh. We utilize the ROUGE-1 score [Lin, 2004] for evaluation.
- **Machine Translation.** The FLORES\* [Costa-jussà et al., 2022] (200 test samples randomly sampled from FLORES-200 per language) benchmark contains parallel text from Wikimedia projects for 204 languages, yielding over 40,000 translation directions. We choose a subset of 12 directions, including high resource to high resource translation (*i.e.*, zh↔ru and de↔vi), high resource to low resource translation (*i.e.*, zh↔th and zh↔jv), and low resource to low resource translation (*i.e.*, th↔gl and jv↔th). We utilize the SacreBLEU score [Papineni et al., 2002, Post, 2018] for evaluation.

For all benchmarks, we report the results on the test sets using all instances (Table 2), except for XL-Sum and FLORES-200, where we only sample 250 and 200 examples respectively to show the trend of generation performance. In the few-shot setting, we randomly choose examples from the development set if they have, otherwise, we translate the English training set into corresponding languages to construct several examples.

<sup>4</sup><https://commoncrawl.github.io/cc-crawl-statistics/plots/languages>

Table 2: The basic prompt of each benchmark. #Test denotes the number of instances in the test set.

Benchmark	#Test	Basic Prompt
MGSM	250	Request: {problem}
XCOPA	500	Here is a premise: {premise}. What is the {question}? Help me pick the more plausible option: -choice1: {choice1}, -choice2: {choice2}
XNLI	5,010	{premise} Based on previous passage, is it true that {hypothesis}? Yes, No, or Maybe?
PAWS-X	2,000	Sentence 1: {sentence1} Sentence 2: {sentence2} Question: Does Sentence 1 paraphrase Sentence 2? Yes or No?
MKQA	6,758	Answer the question in one or a few words in {target_language}: {question}?
XL-Sum*	250	Summarize this article: {article}
FLORES*	200	{source} Translate from {source_language} to {target_language}:

### 3.1.2 Prompts

- **Baselines** are the vanilla or basic prompts in our experiments that were proposed and suggested in previous work, noted as **Basic Prompt**. The basic prompt is written in English, which is the dominant language of LLMs in our experiments. For the evaluation of commonsense reasoning and two understanding tasks, the basic prompt follows the design suggested by Ahuja et al. [2023]. For the evaluation of arithmetic reasoning and generation tasks, we choose the best choice from multiple prompt candidates which can potentially lead to the best performance. After determining the prompt, we format each monolingual instance using the English basic prompt. This setting is similar to the monolingual prompting in MEGA [Ahuja et al., 2023]. The basic prompts used for the evaluation of each benchmark are listed in Table 2 and Appendix A.
- **XLT** utilizes the proposed template consisting of multiple instructions introduced in Section 2. The instantiated XLT templates for each benchmark are listed in Table 1 and Appendix A.

We utilize the prompt-based few-shot learning approach, as defined by Brown et al. [2020], to add few-shot examples in the corresponding format. To implement the basic prompt few-shot learning, we use the same template as an additional input to the model. For XLT, we provide the exemplars with XLT template inputs and anticipate desirable step-by-step outputs as outlined in Figure 4. In the subsequent evaluation, we apply the 5-shot setting, except for the XL-Sum\* experiments, which use the 3-shot setting due to input length constraints.

### 3.1.3 LLMs

We mainly evaluate two LLMs from the GPT-3.5 series models:

- `text-davinci-003`<sup>5</sup> is trained using instruction tuning and reinforcement learning from human feedback [Ouyang et al., 2022]. It can perform a wide range of natural language tasks with satisfactory results.
- `gpt-3.5-turbo`<sup>5</sup> is optimized for chat based on `text-davinci-003` and suitable for traditional NLP tasks. It is the most capable GPT-3.5 model.

In addition, we also refer to the existing results from other LLMs, such as `code-davinci-002`<sup>5</sup>, when the evaluation is comparable. During inference, we employ greedy search (*i.e.*, temperature=0) to generate the LLM responses.

## 3.2 Experimental Results

We comprehensively evaluate XLT’s performance over seven tasks. The average score of `text-davinci-003` is summarized in Figure 1(a), and more details are listed in Table 3. Overall, compared to the basic prompt, XLT achieves significant improvements over two LLMs for all tasks on both zero-shot and few-shot settings, regardless of the language difference, except for a slight

<sup>5</sup><https://platform.openai.com/docs/models/gpt-3-5>

Table 3: The average scores for the seven benchmarks using different models in zero-shot and few-shot settings.

Settings		Reasoning		Understanding		Generation	
		MGSM	XCOPA	XNLI	PAWS-X	MKQA	XL-Sum* FLORES*
Zero-shot	text-davinci-003						
	<b>Basic Prompt</b>	12.5	70.1	53.3	52.0	29.0	23.7 15.4
	<b>XLT</b>	23.9	73.3	62.4	57.1	40.2	25.2 17.7
	$\Delta$	+11.4	+3.2	+9.1	+5.1	+11.2	+1.5 +2.3
	gpt-3.5-turbo						
	<b>Basic Prompt</b>	23.3	76.9	52.6	65.5	31.6	24.7 19.1
Few-shot	<b>XLT</b>	70.0	80.3	65.5	63.6	42.7	26.1 21.2
	$\Delta$	+46.7	+3.4	+12.9	-1.9	+11.1	+1.4 +2.1
	text-davinci-003						
	<b>Basic Prompt</b>	45.5	75.6	59.1	68.7	39.1	26.8 -
	<b>XLT</b>	55.4	81.3	67.5	72.2	49.6	27.3 -
	$\Delta$	+9.9	+5.7	+8.4	+3.5	+10.5	+0.5 -
Zero-shot	gpt-3.5-turbo						
	<b>Basic Prompt</b>	63.0	80.1	61.4	66.4	43.7	25.5 -
	<b>XLT</b>	72.5	85.9	65.0	69.1	52.5	27.9 -
	$\Delta$	+9.5	+5.8	+3.6	+2.7	+8.8	+2.4 -

drop on the PAWS-X benchmark in the zero-shot setting. It is noted that XLT achieves remarkable gains of nearly 20 points on average in the MGSM benchmark for the arithmetic reasoning task and around 10 points on average in the MKQA benchmark for the open-domain question answering task, which demonstrates the effectiveness of XLT for empowering LLM with multilingual capability.

Furthermore, we try to assess the democratization degree of tasks between languages by defining a “democratization score”, which calculates the average percentage of performance attained by different languages relative to the best performance among all languages. Given the evaluation scores of  $s_1, s_2, \dots, s_l$  corresponding to  $l$  language on a task, the democratization score is formulated as:

$$\frac{\sum_{i=1}^l s_i}{l} / \max_{i=1}^l s_i \quad (1)$$

Table 4: The democratization degree of tasks against languages.

Settings		Reasoning		Understanding		Generation
		MGSM	XCOPA	XNLI	PAWS-X	MKQA
Zero-shot	text-davinci-003					
	<b>Basic Prompt</b>	71.7	77.9	<b>83.7</b>	<b>97.1</b>	60.2
	<b>XLT</b>	<b>87.5</b>	<b>82.2</b>	80.7	88.4	<b>78.7</b>
	gpt-3.5-turbo					
	<b>Basic Prompt</b>	80.3	83.6	80.5	89.0	61.8
	<b>XLT</b>	<b>92.5</b>	<b>89.0</b>	<b>88.0</b>	<b>96.2</b>	<b>75.3</b>
Few-shot	text-davinci-003					
	<b>Basic Prompt</b>	82.9	82.0	82.5	88.2	74.3
	<b>XLT</b>	<b>93.0</b>	<b>85.6</b>	<b>85.3</b>	<b>91.6</b>	<b>86.1</b>
	gpt-3.5-turbo					
	<b>Basic Prompt</b>	84.8	84.1	83.6	94.4	82.1
	<b>XLT</b>	<b>94.8</b>	<b>89.7</b>	<b>84.3</b>	<b>94.1</b>	<b>88.1</b>

The democratization score ranges from 0 to 1. The higher the democratization score, the smaller the language performance gap on a given task is. As the dominant language in LLMs, English can get the best performance among all languages in most cases. We dismiss XL-Sum\* and FLORES\* considering that their evaluation metrics are not applicable to precision score calculation.



Table 4 presents the degree of democratization for tasks across languages under both zero-shot learning and few-shot learning, and we further summarize it in Figure 1(b) by averaging all scores per task regardless of the setting and model differences. We can observe that XLT leads to higher democratization scores in general, which means our method can reduce the performance gap between languages and improve the overall multilingual capability of LLMs. Particularly for MGSM, XCOPA, and MKQA, XLT can greatly narrow the gap between different languages with the best language. As for XNLI and PAWS-X, our XLT can generally improve performance in multiple languages, except for the zero-shot learning of text-davinci-003, where the overall performance of the baseline is consistently lower but the gap between languages is smaller as shown in Tables 7 and 8.

We analyze the detailed experimental results individually per task and benchmark in the following.

### 3.2.1 Results on Reasoning Tasks

Table 5 presents the results of the MGSM benchmark. XLT significantly improves the arithmetic reasoning capabilities of both models, particularly for gpt-3.5-turbo in the zero-shot setting. We hypothesize that gpt-3.5-turbo may have undergone supervised fine-tuning [Ouyang et al., 2022] with arithmetic reasoning samples in the chain-of-thought format, which enables XLT to activate its arithmetic reasoning ability directly. For both low-resource languages (*e.g.*, sw, th, bn, and te) and high-resource languages, XLT can further enhance the performance. Even under the few-shot setting, XLT can still significantly improve the reasoning performance of both models and reduce the performance gap for all languages. Notably, for some high-resource languages, such as de, ru, fr, and es, the performance is comparable to English.

Table 5: Accuracy scores on the MGSM benchmark. Shi et al. [2023]\* utilize 6-shot learning.

Settings (high→low)		en	de	ru	fr	zh	es	ja	sw	th	bn	te	Avg.
Zero-shot	text-davinci-003												
	Basic Prompt	19.2	12.8	15.6	16.4	15.2	13.6	12.8	7.2	8.8	11.6	4.4	12.5
	XLT	30.0	32.4	23.6	34.8	29.2	26.8	26.0	13.6	18.4	14.8	12.8	<b>23.9</b>
	gpt-3.5-turbo												
	Basic Prompt	32.0	24.8	28.0	31.6	22.0	29.2	22.4	24.4	16.8	18.0	7.6	23.3
	XLT	84.4	79.8	77.6	75.2	72.6	76.8	71.0	70.8	63.8	56.8	42.0	<b>70.0</b>
Few-shot	code-davinci-002												
	[Shi et al., 2023]*	53.6	46.4	48.8	46.4	47.2	51.6	44.8	37.6	41.2	41.2	42.8	45.6
	text-davinci-003												
	Basic Prompt	60.4	45.6	51.6	45.6	38.8	51.6	37.6	48.8	30.4	43.6	46.8	45.5
	XLT	65.6	58.0	57.6	56.8	53.2	58.0	54.4	58.8	42.4	53.2	51.8	<b>55.4</b>
	gpt-3.5-turbo												
	Basic Prompt	82.8	69.2	71.6	72.4	46.8	71.2	56.0	60.0	44.0	62.4	56.6	63.0
	XLT	84.8	81.4	80.2	79.2	71.8	81.6	72.8	71.2	69.8	64.4	40.8	<b>72.5</b>

Table 6: Accuracy scores on the XCOPA benchmark. Shi et al. [2023]\* utilize 6-shot learning. Ahuja et al. [2023]<sup>†</sup> utilize 8-shot learning.

Settings (high→low)		zh	it	vi	tr	id	sw	th	et	ta	ht	qu	Avg.
Zero-shot	text-davinci-003												
	Basic Prompt	85.4	90.0	69.2	80.6	83.8	56.4	66.6	73.0	53.4	61.6	50.4	70.1
	XLT	85.8	89.2	76.0	81.0	86.4	59.2	67.2	83.4	55.2	72.2	50.2	<b>73.3</b>
	gpt-3.5-turbo												
	Basic Prompt	90.4	92.0	83.6	86.6	88.2	77.0	70.2	84.0	57.2	65.2	51.2	76.9
	XLT	87.8	89.8	87.5	90.2	89.5	82.0	78.0	88.4	64.0	74.6	51.8	<b>80.3</b>
Few-shot	code-davinci-002												
	[Shi et al., 2023]*	93.4	96.6	86.6	91.2	91.4	67.4	84.2	88.8	55.8	79.6	52.2	80.7
	text-davinci-003												
	[Ahuja et al., 2023] <sup>†</sup>	—	94.6	—	89.8	93.0	82.8	84.8	89.6	87.0	82.8	—	—
	Basic Prompt	90.8	92.2	80.2	85.2	90.8	63.6	69.2	81.8	53.6	73.2	51.0	75.6
	XLT	94.0	95.0	87.0	94.0	92.8	68.4	79.4	90.4	59.4	80.8	53.0	<b>81.3</b>
	gpt-3.5-turbo												
	Basic Prompt	91.0	95.2	86.2	89.0	88.6	79.2	73.6	92.0	58.6	74.2	53.0	80.1
	XLT	92.8	95.8	90.6	92.2	90.2	92.6	85.2	93.0	70.8	86.0	56.2	<b>85.9</b>

The XCOPA benchmark results are presented in Table 6. Our XLT approach significantly enhances the performance of both models in both settings, as compared to basic prompting. In the zero-shot setting, XLT demonstrates significant improvements for relatively low-resource languages (*e.g.*, sw, th, et, ta, and ht), but it underperforms the baseline for some high-resource languages such as zh and it. In the few-shot setting, XLT brings enhancements for both high- and low-resource languages. Our findings suggest that XLT is more effective for low-resource languages, particularly for gpt-3.5-turbo on sw, th, ta, and ht, where it yields improvements of over 10 accuracy points.

### 3.2.2 Results on Understanding Tasks

Table 7 presents the results of the XNLI benchmark. In the zero-shot setting, our XLT significantly outperforms the basic prompt in all languages. Additionally, when using few-shot setups on high- and low-resource languages, both text-davinci-003 and gpt-3.5-turbo show significant improvements compared to the basic prompt. Specifically, for low-resource languages such as th, bg, hi, and ur, XLT achieves an average improvement of 9.4 accuracy scores for text-davinci-003 and 5.3 accuracy scores for gpt-3.5-turbo. This demonstrates that XLT is effective for both models, but text-davinci-003 has better natural language inference capabilities.

Table 7: Accuracy scores on the XNLI benchmark. Ahuja et al. [2023]<sup>†</sup> utilize 8-shot learning.

Settings (high→low)		en	de	ru	fr	zh	es	vi	tr	sw	ar	el	th	bg	hi	ur	Avg.
Zero-shot	text-davinci-003																
	Basic Prompt	63.6	59.4	55.9	60.9	51.6	59.7	49.5	53.9	40.8	51.9	53.2	49.7	54.4	49.8	45.3	53.3
	XLT	77.4	67.7	64.2	68.3	64.8	69.4	62.0	61.5	54.3	58.7	61.1	56.3	62.6	55.1	53.0	<b>62.4</b>
	gpt-3.5-turbo																
	Basic Prompt	65.4	55.5	50.6	53.2	48.8	59.8	52.1	54.4	49.6	50.9	54.9	44.8	55.7	49.2	44.8	52.6
	XLT	74.4	68.5	66.0	69.8	64.9	69.4	64.8	65.0	60.1	62.8	68.3	62.1	67.7	61.3	57.3	<b>65.5</b>
Few-shot	text-davinci-003																
	[Ahuja et al., 2023] <sup>†</sup>	79.5	71.7	67.3	71.8	65.8	72.2	66.9	67.6	57.3	65.1	69.3	62.0	70.8	63.3	55.1	67.1
	Basic Prompt	71.6	65.8	62.5	63.4	56.7	64.6	59.4	56.9	48.2	57.3	62.0	55.0	62.6	52.4	48.0	59.1
	XLT	79.1	70.8	70.0	69.5	69.2	71.0	67.3	66.9	59.5	65.7	67.8	63.7	70.4	63.5	58.1	<b>67.5</b>
	gpt-3.5-turbo																
	Basic Prompt	73.4	66.3	60.9	67.9	60.2	68.1	60.2	62.6	55.7	58.8	64.7	52.7	64.6	53.8	50.8	61.4
	XLT	77.1	69.3	64.4	69.6	62.9	70.6	63.2	64.4	60.2	63.4	66.6	59.8	66.9	60.0	56.5	<b>65.0</b>

Table 8: Accuracy scores on the PAWS-X benchmark. Ahuja et al. [2023]<sup>†</sup> utilize 8-shot learning.

Settings (high→low)		en	de	fr	zh	es	ja	ko	Avg.
Zero-shot	text-davinci-003								
	Basic Prompt	53.3	52.9	50.8	53.6	53.0	50.3	50.3	52.0
	XLT	64.6	56.0	55.3	57.4	56.0	54.6	55.9	<b>57.1</b>
	gpt-3.5-turbo								
	Basic Prompt	73.6	68.3	68.4	63.4	69.6	59.7	55.7	<b>65.5</b>
	XLT	65.3	66.1	64.8	65.5	63.3	62.4	57.6	63.6
Few-shot	text-davinci-003								
	[Ahuja et al., 2023] <sup>†</sup>	72.5	69.8	71.3	65.2	70.1	65.4	65.8	68.6
	Basic Prompt	77.8	70.6	72.5	65.0	71.7	62.5	60.5	68.7
	XLT	76.5	78.8	77.4	61.1	78.0	65.0	68.7	<b>72.2</b>
	gpt-3.5-turbo								
	Basic Prompt	65.9	70.3	66.6	64.1	68.2	65.6	64.0	66.4
	XLT	73.4	69.8	68.5	70.9	67.8	66.4	66.7	<b>69.1</b>

Table 8 displays the comparisons on the PAWS-X task, where XLT outperforms basic prompt in all languages, particularly for low-resource languages under the few-shot setting. We observe a slight performance drop on average in zero-shot learning compared to gpt-3.5-turbo for some high-resource languages (*e.g.*, en, de, and fr). Based on our analysis of intermediate outputs, we infer that the drop in performance may be due to cross-lingual thinking that alters the original meaning of the two sentences, leading to difficulties in judgment. Additionally, a comparable pattern is evident in a previous study [Ahuja et al., 2023], where non-Latin script languages (ja, zh, and ko) exhibit significantly poorer performance than English or German in the few-shot setting. Nevertheless, by demonstrating the construction of XLT, we can guide the model on how to think across different languages and effectively address the aforementioned issues.

### 3.2.3 Results on Generation Tasks

The MKQA benchmark outcomes are listed in Table 9. Across all languages in the zero-shot and few-shot settings, the XLT template shows a significant improvement over the basic prompt. It is worth noting that text-davinci-003 performs worse than gpt-3.5-turbo in this task, and we speculate that the latter is optimized for open question answering, which is common in daily chat. Additionally, our findings indicate that XLT can notably enhance the performance of under-resourced languages. XLT brings over 10 points of improvement for these languages. (e.g., zh, ja, vi, and tr) This aligns with previous benchmarking studies and is particularly noteworthy in this evaluation. We suspect that high-resource and low-resource languages share the same cross-lingual thinking as English to greatly leverage the LLM’s ability to solve English open-domain QA.

Table 9: F1 scores on the MKQA benchmark. The average score is the macro average F1 score.

Settings (high→low)		en	de	ru	fr	zh	es	ja	vi	tr	th	Avg.
Zero-shot	text-davinci-003											
	<b>Basic Prompt</b>	48.1	33.8	15.9	34.8	18.2	34.1	27.7	23.6	24.0	29.6	29.0
	<b>XLT</b>	51.1	42.3	27.3	43.0	36.7	43.3	46.8	35.8	37.8	38.1	<b>40.2</b>
	gpt-3.5-turbo											
	<b>Basic Prompt</b>	51.1	40.6	28.4	40.1	16.5	39.3	25.9	23.3	26.9	23.7	31.6
	<b>XLT</b>	56.7	46.0	33.9	47.6	33.0	47.9	47.5	36.5	39.1	38.6	<b>42.7</b>
Few-shot	text-davinci-003											
	<b>Basic Prompt</b>	52.6	42.3	21.8	42.9	33.1	42.8	45.5	35.5	37.5	36.6	39.1
	<b>XLT</b>	57.6	49.4	42.7	50.9	51.0	50.0	60.0	46.9	46.9	40.5	<b>49.6</b>
	gpt-3.5-turbo											
	<b>Basic Prompt</b>	53.2	48.6	31.0	46.1	40.9	47.9	51.4	38.5	40.0	39.3	43.7
	<b>XLT</b>	59.6	52.5	43.8	53.9	51.9	54.0	63.2	49.4	52.1	44.7	<b>52.5</b>

The results of the XL-Sum\* benchmark are presented in Table 10. It can be observed that XLT outperforms the basic prompt in both zero- and few-shot settings across all languages. Additionally, the LLM model exhibits a significant improvement in generating summaries under the few-shot setting compared to the zero-shot setting. This suggests that providing fewer examples can effectively guide the model in summarizing multilingual texts. Furthermore, the few-shot results revealed an interesting finding that text-davinci-003 performed better when gpt-3.5-turbo and text-davinci-003 use basic prompt. However, once XLT is enabled, gpt-3.5-turbo outperforms text-davinci-003, highlighting the effectiveness of our approach.

Table 10: ROUGE-1 scores on the XL-Sum\* benchmark.

Settings (high→low)		en	fr	zh	es	vi	tr	Avg.
Zero-shot	text-davinci-003							
	<b>Basic Prompt</b>	22.2	26.2	30.8	25.1	22.0	15.9	23.7
	<b>XLT</b>	24.4	28.2	32.2	26.0	22.3	17.9	<b>25.2</b>
	gpt-3.5-turbo							
	[Lai et al., 2023]	19.7	20.8	21.1	17.8	—	14.5	—
	<b>Basic Prompt</b>	25.3	26.2	30.2	26.3	21.1	19.2	24.7
Few-shot	<b>XLT</b>	26.8	28.1	33.3	26.4	21.3	20.5	<b>26.1</b>
	text-davinci-003							
	<b>Basic Prompt</b>	29.2	29.6	33.2	28.3	22.5	18.1	26.8
	<b>XLT</b>	28.2	30.3	34.4	29.4	22.7	18.6	<b>27.3</b>
	gpt-3.5-turbo							
	<b>Basic Prompt</b>	25.7	27.2	30.8	27.8	21.5	19.7	25.5
	<b>XLT</b>	28.5	29.2	35.0	28.6	23.7	22.3	<b>27.9</b>

Machine translation is a special generation task where the source and target are two different languages. The experiment in this part is to verify how XLT boosts machine translation tasks. Since English has been specified as the pivot language in the cross-lingual thinking in XLT, we exclude English-centric tasks to avoid language redundancy and focus on 12 non-English translation directions in the

Table 11: BLEU scores on the FLORES\* benchmark.

Settings		High-High				High-Low				Low-Low			
		zh-ru		de-vi		zh-th		zh-jv		th-gl		jv-th	
		→	←	→	←	→	←	→	←	→	←	→	←
Zero-shot	text-davinci-003												
	Basic Prompt	19.8	24.2	26.5	24.5	10.2	11.8	8.1	14.0	17.9	12.0	10.0	6.2
	XLT	21.6	24.8	27.4	24.8	12.6	16.4	11.1	18.2	20.7	14.2	11.7	9.0
	gpt-3.5-turbo												
	Basic Prompt	23.3	25.4	34.1	29.6	16.6	18.6	9.1	16.2	18.1	18.5	13.0	7.2
	XLT	25.3	25.6	33.3	31.3	19.9	19.3	10.5	19.0	22.1	21.9	15.9	10.6

FLORES\* benchmark, which includes both high-resource and low-resource languages. As shown in Table 11, XLT achieves impressive zero-shot results for all languages compared with basic prompt. For example, it significantly improves translation quality in Chinese-to-X or X-to-Chinese. The result emphasizes that XLT will potentially transfer the knowledge of a high-resource pivot language like English to the target language. While the benefit of XLT may not be as obvious for high-to-high translations, it becomes more significant for high-to-low, low-to-high, and low-to-low translations. For instance, XLT improves the translation performance of gpt-3.5-turbo by nearly 4.0, 2.8, and 3.3 BLEU points for th→gl, jv→zh, and zh→th translations, respectively, demonstrating its effectiveness regardless of whether the source language is high-resource or low-resource. Noticing that Hendy et al. [2023] have shown that few-shot configurations do not yield significant improvements over the zero-shot setup for translation tasks, we do not evaluate the few-shot paradigm on FLORES\* in this work and leave it for future exploration.

### 3.3 Further Analysis

In this section, we further investigate the factors that affect the performance of XLT and how they affect various multilingual benchmarks.

#### 3.3.1 Ablation of XLT

For the XLT variants, we mainly conduct experiments to compare the following strategies:

- **Ablating the instructions of XLT.** Since our XLT consists of six logical instructions, we disable the *Role Assigning*, *Cross-lingual Thinking*, and *CoT Task Solving* instructions separately to analyze the contribution per instruction.
- **Reordering the instructions in XLT.** Considering the logicity of our instructions, we further change the order of the instructions in XLT to explore whether LLMs will handle tasks differently and lead to different results.
- **Changing the content word in XLT.** As prompts are usually sensitive to the content, we verify the robustness of XLT on word choice in its construction. Specially, we investigate the performance changes when alternating the rephrasing keyword with “retell”, “repeat”, and “translate” in the cross-lingual thinking instruction as mentioned in Section 2.2.

Using gpt-3.5-turbo under the zero-shot setting, we experimented on MGSM, XNLI, and FLORES\* in various languages, including both high- and low-resource languages. The outcomes are presented in Table 12, indicating that XLT surpasses almost all the variants, thereby validating the effectiveness and reasonableness of XLT.

**The effectiveness of each instruction.** The results from the "Instruction Ablation" row indicate that: (1) *Cross-lingual Thinking* yields more significant gains compared to other instructions. This suggests that the LLM’s ability of cross-lingual thinking is activated, allowing it to utilize its knowledge and skills in English to solve tasks effectively; (2) Removing *Role Assigning* from XLT impedes the model’s understanding of the ultimate goal for diverse multilingual tasks, highlighting the task transferability of XLT; and (3) the better performance of XLT can also be attributed to *CoT Task Solving*, which requires the model to respond to complex instructions in a step-by-step manner.

Table 12: Performance comparison across different variants of XLT. All the experiments are conducted using gpt-3.5-turbo under the zero-shot setting.

Settings		MGSM		XNLI		FLORES*	
		de	zh	hi	vi	jv→zh	zh→jv
	<b>XLT</b>	79.8	72.6	61.3	64.8	19.0	10.5
<b>Instruction Ablation</b>	<i>w/o Role Assigning</i>	76.6	69.2	57.8	63.9	16.2	8.8
	<i>w/o Cross-lingual Thinking</i>	75.6	62.0	56.1	62.2	13.2	8.2
	<i>w/o CoT Task Solving</i>	77.0	68.0	62.9	65.2	16.8	9.2
<b>Instruction Order</b>	<i>Swap Role Assigning and Task Inputting</i>	77.2	71.8	54.2	61.5	19.6	11.2
	<i>Swap Role Assigning and Task Analyzing</i>	76.8	70.8	61.0	64.0	15.8	8.8
	<i>Swap Cross-lingual Thinking and Task Analyzing</i>	79.0	71.2	59.5	63.4	16.5	9.7
<b>Rephrasing Word</b>	<i>w/ retell</i>	79.8	72.6	61.3	64.8	18.2	10.3
	<i>w/ repeat</i>	77.6	68.0	60.7	64.6	19.0	10.5
	<i>w/ translate</i>	76.4	70.0	60.1	64.5	17.5	10.2

**The order of logical instructions.** The performance drop is evident when the order of our designed logical instructions is switched, as shown in the "Instruction Order" row. When designing XLT, we have taken into account the process by which humans solve multilingual problems, and this experiment further confirms the optimum order of our XLT template. As recommended by OpenAI, we should first assign the role of the LLM to inform the abstract task information. Placing the *Role Assigning* instruction at the end may confuse the model initially. Additionally, conducting *Cross-lingual Thinking* before *Task Analyzing* is crucial since we rely on the English task-solving abilities of LLMs to handle multilingual tasks.

**The robustness of word choice for rephrasing keywords.** As shown in the "Rephrasing Word" row, we can find that different words indeed affect the performance of XLT, but it is less sensitive to the other variants. Through experimentation, we have determined that "repeat" yields better results for text summarization and machine translation, while "retell" is more suitable for the remaining five tasks. Although different word choices can affect the outcome, the overall performance remains consistently higher than the baseline. Our aim is to provide XLT with a more unified template, while still allowing users to fine-tune specific keywords for optimal performance in their tasks.

### 3.3.2 Comparison with Translate-English

The Translate-English approach, suggested by both Shi et al. [2023] and Ahuja et al. [2023], leverages the robust capabilities of LLMs in English to tackle multilingual tasks. This approach involves a multi-turn conversation and explicitly translates instances from other languages into English beforehand. In this experiment, we compare the performance of the Translate-English approach with our proposed cross-lingual-thought-based XLT method, which uses a single-turn conversation. To reproduce the Translate-English approach, we utilize the Google Translate API to translate examples into English and apply the basic prompt to format them.

Table 13: Performance comparison across different variants of XLT. All the experiments are conducted using gpt-3.5-turbo under the zero-shot setting.

Settings	MGSM		XNLI		FLORES*	
	de	zh	hi	vi	jv→zh	zh→jv
<b>XLT</b>	79.8	72.6	61.3	64.8	19.0	10.5
<b>Basic Prompt</b>	24.8	22.0	49.2	52.1	16.2	9.1
<b>Translate-English (Basic Prompt)</b>	32.4	30.8	48.9	51.9	15.4	8.4

Based on the experimental results presented in Table 13 for MSGSM, XNLI, and FLORES\* benchmarks, our *Cross-lingual Thinking* approach outperforms the Translate-English method. This indicates that implicit translation in a single-turn conversation is more effective than explicit translation in a multi-turn conversation. Language models (LLMs) tend to prefer their own intermediate rephrasing results and combine other instructions to solve multilingual tasks better. Notably, even for the machine translation task on the FLORES\* benchmark, we observe that XLT still outperforms the Translate-English approach. Jiao et al. [2023] have also noted a similar phenomenon in their work,

where they designed a specific pivot strategy to improve non-English translation quality. Overall, while the cross-lingual thinking instruction of XLT inherently performs a pivot translation, it proves to be more advantageous and practical in managing different multilingual tasks as it eliminates the need for an additional translation stage and only necessitates requesting LLMs end-to-end.

### 3.3.3 Effectiveness of XLT Few-shot Learning

As mentioned in Section 2.3, the construction of demonstrations for XLT few-shot learning differs from the previous method. In this experiment, we verify and analyze how the demonstration construction affects performance on the benchmark of MGSM. We have compared XLT and basic prompt in Section 3.2. Here, we focus on the construction of the demonstration input-output pairs and compare various demonstrations that may be used to perform XLT few-shot learning:

- **Basic prompt input + Basic prompt output:** This is the normal demonstration format used in most of the previous work, as illustrated in Figure 5(a).
- **Basic prompt input + XLT output:** This ablation is to separate the effect of input and output formats in the demonstration, as illustrated in Figure 5(b).
- **XLT input + XLT output:** This is the method that we used in this work, as illustrated in Figure 5(c).

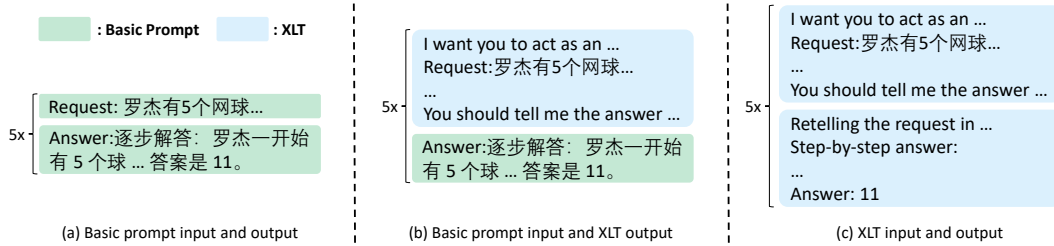


Figure 5: Illustrations of different demonstration input-output pairs in the few-shot learning.

Observing the experimental results presented in Table 14, we can conclude that: (1) Our XLT few-shot learning outperforms all other variants, thus confirming its effectiveness. (2) The use of normal demonstrations for XLT few-shot learning leads to a decrease in performance. (3) Merely incorporating XLT as a demonstration input without its output does not result in any improvements. (4) Consistency in the demonstration for few-shot learning is crucial, implying that the demonstration input-output format should align better with its zero-shot learning input-output format.

Table 14: Performance comparison across different few-shot variants on the MGSM benchmark. All the experiments are conducted with 5 demonstrations using gpt-3.5-turbo.

Demonstration format	en	de	ru	fr	zh	es	ja	sw	th	bn	te	Avg.
Basic input + Basic output	84.0	79.2	78.8	78.8	70.8	81.2	68.8	70.8	68.8	65.2	44.8	71.9
Basic input + XLT output	82.4	72.4	71.2	75.2	64.4	78.8	63.2	66.8	53.6	54.8	32.4	65.0
XLT input + XLT output	84.8	81.4	80.2	79.2	71.8	81.6	72.8	71.2	69.8	64.4	40.8	<b>72.5</b>

## 4 Related Work

### 4.1 LLM Capability Understanding

Despite the impressive capabilities of LLMs, it is crucial to determine their impact on natural language processing tasks. Liang et al. [2022] conduct a comprehensive evaluation of LLMs from various perspectives, such as accuracy, calibration, robustness, fairness, bias, toxicity, and efficiency. Bang et al. [2023] extensively evaluate the ChatGPT model on multiple natural language processing tasks and find that the model performs well in high-resource languages but exhibits certain limitations in low-resource and non-Latin script languages. Additionally, studies by Jiao et al. [2023] and Hendy et al. [2023] compare different GPT models with supervised models for machine translation tasks and

find that GPT models have competitive translation abilities in high-resource languages but perform less effectively in low-resource languages. It is worth noting that achieving multilingual generative AI capability necessitates cross-lingual knowledge to further improve the model’s performance. In this context, Ahuja et al. [2023] evaluate the multilingual task understanding ability of GPT models and attempt to enhance their task processing abilities in other languages using English knowledge. Our work also focuses on evaluating the multilingual capabilities of LLMs, including reasoning, understanding, and generative capabilities. Our evaluations indicate that LLMs exhibit differences in high-resource and low-resource abilities, which necessitates additional efforts to enhance their multilingual capability.

## 4.2 Multilingual Task Processing

Multilingual knowledge has been shown to be exploitable and transferable between languages to improve model performance [Devlin et al., 2019, Conneau et al., 2020, Raffel et al., 2020, Ouyang et al., 2021, Chi et al., 2021]. While much research has been devoted to multilingual understanding tasks, multilingual generation tasks are more challenging, particularly when the target language is low-resource or non-English [Ma et al., 2021, Liu et al., 2020]. Two methods can enable models to support multilingual task processing: one is training a supervised model that covers multiple languages for multilingual processing [Costa-jussà et al., 2022], and the other is training a pre-trained model and using fine-tuning to transfer knowledge among languages to achieve multilingual capability [Chen et al., 2021, 2022]. However, the emergence of LLMs has made it possible to directly process multilingual tasks via in-context learning [Brown et al., 2020, Ahuja et al., 2023]. These LLMs, with hundreds of billions or even trillions of parameters, require a significant amount of computation resources for training, making traditional fine-tuning methods less feasible. To improve the generative ability of LLMs, researchers explore in-context learning methods that do not require updating model parameters, such as few-shot prompting [Vilar et al., 2022], automatic prompt learning [Shin et al., 2020], task-instruction prompting [Ye et al., 2023], chain-of-thought prompting [Wei et al., 2022c], *etc.* Our work builds upon these methods and proposes an optimized, generic, and language-independent prompt to enhance the multilingual capability of LLMs.

## 5 Conclusion

This work investigates the natural language processing capabilities of large language models in multilingual settings and expects to develop a universal framework for handling diverse multilingual tasks. To accomplish this goal, we propose a generic prompt, referred to as XLT, which can enhance the multilingual capability LLMs and reduce the performance gaps among languages in tasks related to natural language comprehension, reasoning, and generation. This approach is applicable to non-English and low-resource languages, despite the differences in the types of requests and responses to models. Although our method is generally applicable across tasks and languages, we discovered that factors such as instruction logic and word choice in prompt design have explicit impacts on its effectiveness in handling LLM multilingualism. Cross-language thinking in XLT is particularly effective. Finally, we hope this work can inspire further research to prioritize the development of generic prompting. By doing so, automatic and human evaluation of large language models can encompass a wider range of modalities and languages.

## References

- Kabir Ahuja, Rishav Hada, Millicent Ochieng, Prachi Jain, Harshita Diddee, Samuel Maina, Tanuja Ganu, Sameer Segal, Maxamed Axmed, Kalika Bali, et al. Mega: Multilingual evaluation of generative ai. [arXiv preprint arXiv:2303.12528](#), 2023.
- Yejin Bang, Samuel Cahyawijaya, Nayeon Lee, Wenliang Dai, Dan Su, Bryan Wilie, Holy Lovenia, Ziwei Ji, Tiezheng Yu, Willy Chung, et al. A multitask, multilingual, multimodal evaluation of chatgpt on reasoning, hallucination, and interactivity. [arXiv preprint arXiv:2302.04023](#), 2023.
- Tom Brown, Benjamin Mann, Nick Ryder, Melanie Subbiah, Jared D Kaplan, Prafulla Dhariwal, Arvind Neelakantan, Pranav Shyam, Girish Sastry, Amanda Askell, Sandhini Agarwal, Ariel Herbert-Voss, Gretchen Krueger, Tom Henighan, Rewon Child, Aditya Ramesh, Daniel Ziegler, Jeffrey Wu, Clemens Winter, Chris Hesse, Mark Chen, Eric Sigler, Mateusz Litwin, Scott Gray,

- Benjamin Chess, Jack Clark, Christopher Berner, Sam McCandlish, Alec Radford, Ilya Sutskever, and Dario Amodei. Language models are few-shot learners. In Advances in Neural Information Processing Systems, volume 33, pages 1877–1901. Curran Associates, Inc., 2020.
- Guanhua Chen, Shuming Ma, Yun Chen, Li Dong, Dongdong Zhang, Jia Pan, Wenping Wang, and Furu Wei. Zero-shot cross-lingual transfer of neural machine translation with multilingual pretrained encoders. In Proceedings of the 2021 Conference on Empirical Methods in Natural Language Processing, pages 15–26, Online and Punta Cana, Dominican Republic, November 2021. Association for Computational Linguistics.
- Guanhua Chen, Shuming Ma, Yun Chen, Dongdong Zhang, Jia Pan, Wenping Wang, and Furu Wei. Towards making the most of cross-lingual transfer for zero-shot neural machine translation. In Proceedings of the 60th Annual Meeting of the Association for Computational Linguistics (Volume 1: Long Papers), pages 142–157, Dublin, Ireland, May 2022. Association for Computational Linguistics.
- Zewen Chi, Li Dong, Furu Wei, Nan Yang, Saksham Singhal, Wenhui Wang, Xia Song, Xian-Ling Mao, Heyan Huang, and Ming Zhou. InfoXLM: An information-theoretic framework for cross-lingual language model pre-training. In Proceedings of the 2021 Conference of the North American Chapter of the Association for Computational Linguistics: Human Language Technologies, pages 3576–3588, Online, June 2021. Association for Computational Linguistics.
- Aakanksha Chowdhery, Sharan Narang, Jacob Devlin, Maarten Bosma, Gaurav Mishra, Adam Roberts, Paul Barham, Hyung Won Chung, Charles Sutton, Sebastian Gehrmann, et al. Palm: Scaling language modeling with pathways. arXiv preprint arXiv:2204.02311, 2022.
- Alexis Conneau, Ruty Rinott, Guillaume Lample, Adina Williams, Samuel Bowman, Holger Schwenk, and Veselin Stoyanov. XNLI: Evaluating cross-lingual sentence representations. In Proceedings of the 2018 Conference on Empirical Methods in Natural Language Processing, pages 2475–2485, Brussels, Belgium, October-November 2018. Association for Computational Linguistics.
- Alexis Conneau, Kartikay Khandelwal, Naman Goyal, Vishrav Chaudhary, Guillaume Wenzek, Francisco Guzmán, Edouard Grave, Myle Ott, Luke Zettlemoyer, and Veselin Stoyanov. Unsupervised cross-lingual representation learning at scale. In Proceedings of the 58th Annual Meeting of the Association for Computational Linguistics, pages 8440–8451, Online, July 2020. Association for Computational Linguistics.
- Marta R Costa-jussà, James Cross, Onur Çelebi, Maha Elbayad, Kenneth Heafield, Kevin Heffernan, Elahe Kalbassi, Janice Lam, Daniel Licht, Jean Maillard, et al. No language left behind: Scaling human-centered machine translation. arXiv preprint arXiv:2207.04672, 2022.
- Jacob Devlin, Ming-Wei Chang, Kenton Lee, and Kristina Toutanova. BERT: Pre-training of deep bidirectional transformers for language understanding. In Proceedings of the 2019 Conference of the North American Chapter of the Association for Computational Linguistics: Human Language Technologies, Volume 1 (Long and Short Papers), pages 4171–4186, Minneapolis, Minnesota, June 2019. Association for Computational Linguistics.
- Robert Forkel et al. Glottocodes: Identifiers linking families, languages and dialects to comprehensive reference information. Semantic Web, 13(6):917–924, 2022.
- Tahmid Hasan, Abhik Bhattacharjee, Md. Saiful Islam, Kazi Mubasshir, Yuan-Fang Li, Yong-Bin Kang, M. Sohel Rahman, and Rifat Shahriyar. XL-sum: Large-scale multilingual abstractive summarization for 44 languages. In Findings of the Association for Computational Linguistics: ACL-IJCNLP 2021, pages 4693–4703, Online, August 2021. Association for Computational Linguistics.
- Dan Hendrycks, Collin Burns, Steven Basart, Andy Zou, Mantas Mazeika, Dawn Song, and Jacob Steinhardt. Measuring massive multitask language understanding. In International Conference on Learning Representations, 2021.



- Amr Hendy, Mohamed Abdelrehim, Amr Sharaf, Vikas Raunak, Mohamed Gabr, Hitokazu Matsushita, Young Jin Kim, Mohamed Afify, and Hany Hassan Awadalla. How good are gpt models at machine translation? a comprehensive evaluation. arXiv preprint arXiv:2302.09210, 2023.
- Wenxiang Jiao, Wenxuan Wang, Jen tse Huang, Xing Wang, and Zhaopeng Tu. Is chatgpt a good translator? yes with gpt-4 as the engine. arXiv preprint arXiv:2301.08745, 2023.
- Jared Kaplan, Sam McCandlish, Tom Henighan, Tom B Brown, Benjamin Chess, Rewon Child, Scott Gray, Alec Radford, Jeffrey Wu, and Dario Amodei. Scaling laws for neural language models. arXiv preprint arXiv:2001.08361, 2020.
- Viet Dac Lai, Nghia Trung Ngo, Amir Pouran Ben Veyseh, Hieu Man, Franck Dernoncourt, Trung Bui, and Thien Huu Nguyen. Chatgpt beyond english: Towards a comprehensive evaluation of large language models in multilingual learning. arXiv preprint arXiv:2304.05613, 2023.
- Percy Liang, Rishi Bommasani, Tony Lee, Dimitris Tsipras, Dilara Soylu, Michihiro Yasunaga, Yian Zhang, Deepak Narayanan, Yuhuai Wu, Ananya Kumar, et al. Holistic evaluation of language models. arXiv preprint arXiv:2211.09110, 2022.
- Chin-Yew Lin. ROUGE: A package for automatic evaluation of summaries. In Text Summarization Branches Out, pages 74–81, Barcelona, Spain, July 2004. Association for Computational Linguistics.
- Xi Victoria Lin, Todor Mihaylov, Mikel Artetxe, Tianlu Wang, Shuohui Chen, Daniel Simig, Myle Ott, Naman Goyal, Shruti Bhosale, Jingfei Du, Ramakanth Pasunuru, Sam Shleifer, Punit Singh Koura, Vishrav Chaudhary, Brian O’Horo, Jeff Wang, Luke Zettlemoyer, Zornitsa Kozareva, Mona Diab, Veselin Stoyanov, and Xian Li. Few-shot learning with multilingual generative language models. In Proceedings of the 2022 Conference on Empirical Methods in Natural Language Processing, pages 9019–9052, Abu Dhabi, United Arab Emirates, December 2022. Association for Computational Linguistics.
- Yinhan Liu, Jiatao Gu, Naman Goyal, Xian Li, Sergey Edunov, Marjan Ghazvininejad, Mike Lewis, and Luke Zettlemoyer. Multilingual denoising pre-training for neural machine translation. Transactions of the Association for Computational Linguistics, 8:726–742, 2020.
- Shayne Longpre, Yi Lu, and Joachim Daiber. MKQA: A linguistically diverse benchmark for multilingual open domain question answering. Transactions of the Association for Computational Linguistics, 9:1389–1406, 2021.
- Shuming Ma, Li Dong, Shaohan Huang, Dongdong Zhang, Alexandre Muzio, Saksham Singhal, Hany Hassan Awadalla, Xia Song, and Furu Wei. Deltalm: Encoder-decoder pre-training for language generation and translation by augmenting pretrained multilingual encoders. arXiv preprint arXiv:2106.13736, 2021.
- OpenAI. Gpt-4 technical report. arXiv, 2023.
- Long Ouyang, Jeffrey Wu, Xu Jiang, Diogo Almeida, Carroll Wainwright, Pamela Mishkin, Chong Zhang, Sandhini Agarwal, Katarina Slama, Alex Ray, John Schulman, Jacob Hilton, Fraser Kelton, Luke Miller, Maddie Simens, Amanda Askell, Peter Welinder, Paul F Christiano, Jan Leike, and Ryan Lowe. Training language models to follow instructions with human feedback. In Advances in Neural Information Processing Systems, volume 35, pages 27730–27744. Curran Associates, Inc., 2022.
- Xuan Ouyang, Shuohuan Wang, Chao Pang, Yu Sun, Hao Tian, Hua Wu, and Haifeng Wang. ERNIE-M: Enhanced multilingual representation by aligning cross-lingual semantics with monolingual corpora. In Proceedings of the 2021 Conference on Empirical Methods in Natural Language Processing, pages 27–38, Online and Punta Cana, Dominican Republic, November 2021. Association for Computational Linguistics.
- Kishore Papineni, Salim Roukos, Todd Ward, and Wei-Jing Zhu. Bleu: a method for automatic evaluation of machine translation. In Proceedings of the 40th Annual Meeting of the Association for Computational Linguistics, pages 311–318, Philadelphia, Pennsylvania, USA, July 2002. Association for Computational Linguistics.

- Edoardo Maria Ponti, Goran Glavaš, Olga Majewska, Qianchu Liu, Ivan Vulić, and Anna Korhonen. XCOPA: A multilingual dataset for causal commonsense reasoning. In Proceedings of the 2020 Conference on Empirical Methods in Natural Language Processing (EMNLP), pages 2362–2376, Online, November 2020. Association for Computational Linguistics.
- Matt Post. A call for clarity in reporting BLEU scores. In Proceedings of the Third Conference on Machine Translation: Research Papers, pages 186–191, Belgium, Brussels, October 2018. Association for Computational Linguistics.
- Colin Raffel, Noam Shazeer, Adam Roberts, Katherine Lee, Sharan Narang, Michael Matena, Yanqi Zhou, Wei Li, and Peter J. Liu. Exploring the limits of transfer learning with a unified text-to-text transformer. Journal of Machine Learning Research, 21(140):1–67, 2020.
- Victor Sanh, Albert Webson, Colin Raffel, Stephen Bach, Lintang Sutawika, Zaid Alyafeai, Antoine Chaffin, Arnaud Stiegler, Arun Raja, Manan Dey, M Saiful Bari, Canwen Xu, Urmish Thakker, Shanya Sharma Sharma, Eliza Szczechla, Taewoon Kim, Gunjan Chhablani, Nihal Nayak, Debajyoti Datta, Jonathan Chang, Mike Tian-Jian Jiang, Han Wang, Matteo Manica, Sheng Shen, Zheng Xin Yong, Harshit Pandey, Rachel Bawden, Thomas Wang, Trishala Neeraj, Jos Rozen, Abheesht Sharma, Andrea Santilli, Thibault Fevry, Jason Alan Fries, Ryan Teehan, Teven Le Scao, Stella Biderman, Leo Gao, Thomas Wolf, and Alexander M Rush. Multitask prompted training enables zero-shot task generalization. In International Conference on Learning Representations, 2022.
- Teven Le Scao, Angela Fan, Christopher Akiki, Ellie Pavlick, Suzana Ilić, Daniel Hesslow, Roman Castagné, Alexandra Sasha Luccioni, François Yvon, Matthias Gallé, et al. Bloom: A 176b-parameter open-access multilingual language model. arXiv preprint arXiv:2211.05100, 2022.
- Freda Shi, Mirac Suzgun, Markus Freitag, Xuezhi Wang, Suraj Srivats, Soroush Vosoughi, Hyung Won Chung, Yi Tay, Sebastian Ruder, Denny Zhou, Dipanjan Das, and Jason Wei. Language models are multilingual chain-of-thought reasoners. In The Eleventh International Conference on Learning Representations, 2023.
- Taylor Shin, Yasaman Razeghi, Robert L. Logan IV, Eric Wallace, and Sameer Singh. Auto-Prompt: Eliciting Knowledge from Language Models with Automatically Generated Prompts. In Proceedings of the 2020 Conference on Empirical Methods in Natural Language Processing (EMNLP), pages 4222–4235, Online, November 2020. Association for Computational Linguistics.
- David Vilar, Markus Freitag, Colin Cherry, Jiaming Luo, Viresh Ratnakar, and George Foster. Prompting palm for translation: Assessing strategies and performance. arXiv preprint arXiv:2211.09102, 2022.
- Jason Wei, Maarten Bosma, Vincent Zhao, Kelvin Guu, Adams Wei Yu, Brian Lester, Nan Du, Andrew M. Dai, and Quoc V Le. Finetuned language models are zero-shot learners. In International Conference on Learning Representations, 2022a.
- Jason Wei, Yi Tay, Rishi Bommasani, Colin Raffel, Barret Zoph, Sebastian Borgeaud, Dani Yogatama, Maarten Bosma, Denny Zhou, Donald Metzler, Ed H. Chi, Tatsunori Hashimoto, Oriol Vinyals, Percy Liang, Jeff Dean, and William Fedus. Emergent abilities of large language models. Transactions on Machine Learning Research, 2022b. ISSN 2835-8856. Survey Certification.
- Jason Wei, Xuezhi Wang, Dale Schuurmans, Maarten Bosma, brian ichter, Fei Xia, Ed Chi, Quoc V Le, and Denny Zhou. Chain-of-thought prompting elicits reasoning in large language models. In Advances in Neural Information Processing Systems, volume 35, pages 24824–24837. Curran Associates, Inc., 2022c.
- Yinfei Yang, Yuan Zhang, Chris Tar, and Jason Baldridge. PAWS-X: A cross-lingual adversarial dataset for paraphrase identification. In Proceedings of the 2019 Conference on Empirical Methods in Natural Language Processing and the 9th International Joint Conference on Natural Language Processing (EMNLP-IJCNLP), pages 3687–3692, Hong Kong, China, November 2019. Association for Computational Linguistics.

- Seonghyeon Ye, Hyeonbin Hwang, Sohee Yang, Hyeongu Yun, Yireun Kim, and Minjoon Seo. In-context instruction learning. [arXiv preprint arXiv:2302.14691](#), 2023.
- Aohan Zeng, Xiao Liu, Zhengxiao Du, Zihan Wang, Hanyu Lai, Ming Ding, Zhuoyi Yang, Yifan Xu, Wendi Zheng, Xiao Xia, et al. Glm-130b: An open bilingual pre-trained model. [arXiv preprint arXiv:2210.02414](#), 2022.
- Susan Zhang, Stephen Roller, Naman Goyal, Mikel Artetxe, Moya Chen, Shuohui Chen, Christopher Dewan, Mona Diab, Xian Li, Xi Victoria Lin, et al. Opt: Open pre-trained transformer language models. [arXiv preprint arXiv:2205.01068](#), 2022.
- Wayne Xin Zhao, Kun Zhou, Junyi Li, Tianyi Tang, Xiaolei Wang, Yupeng Hou, Yingqian Min, Beichen Zhang, Junjie Zhang, Zican Dong, et al. A survey of large language models. [arXiv preprint arXiv:2303.18223](#), 2023.
- Zihao Zhao, Eric Wallace, Shi Feng, Dan Klein, and Sameer Singh. Calibrate before use: Improving few-shot performance of language models. In [Proceedings of the 38th International Conference on Machine Learning](#), volume 139 of [Proceedings of Machine Learning Research](#), pages 12697–12706. PMLR, 18–24 Jul 2021.
- Wenhao Zhu, Hongyi Liu, Qingxiu Dong, Jingjing Xu, Lingpeng Kong, Jiajun Chen, Lei Li, and Shujian Huang. Multilingual machine translation with large language models: Empirical results and analysis. [arXiv preprint arXiv:2304.04675](#), 2023.

## A Instantiated Examples of Basic Prompt and XLT

### A.1 Examples of the MGSM Benchmark

#### A.1.1 MGSM Example of Basic Prompt under the Zero-shot Setting

Input:

Request: 制作一件袍子需要 2 匹蓝色纤维布料和这个数量一半的白色纤维布料。它一共需要用掉多少匹布料?

text-davinci-003 output:

Answer: 3 匹布料

gpt-3.5-turbo output:

3 匹布料。

Answer:

3

Figure 6: A Chinese example of the MGSM benchmark using **basic prompt** and the corresponding outputs under the **zero-shot** setting.

#### A.1.2 MGSM Example of XLT under the Zero-shot Setting

Input:

I want you to act as an arithmetic reasoning expert for Chinese .

Request: 制作一件袍子需要 2 匹蓝色纤维布料和这个数量一半的白色纤维布料。它一共需要用掉多少匹布料?

You should retell the request in English.

You should do step-by-step answer to obtain a number answer .

You should step-by-step answer the request.

You should tell me the answer in this format 'Answer: '.

text-davinci-003 output:

The request is: To make a robe, you need 2 pieces of blue fiber fabric and half of that amount of white fiber fabric. How many pieces of fabric are needed in total?  
Step-by-step answer:  
1. Start with the amount of blue fiber fabric: 2 pieces  
2. Half of that amount is 1 piece  
3. Add the 1 piece of white fiber fabric to the 2 pieces of blue fiber fabric  
4. Answer: 3 pieces of fabric are needed in total.

gpt-3.5-turbo output:

The request is asking how many pieces of fabric are needed to make a robe, given that it requires 2 pieces of blue fiber fabric and half that amount of white fiber fabric.  
To solve this problem, we need to first find out how many pieces of white fiber fabric are needed. We can do this by dividing the number of blue fiber fabric pieces by 2:  $2 \div 2 = 1$   
So we need 1 piece of white fiber fabric.  
To find the total number of fabric pieces needed, we can add the number of blue and white pieces together:  $2 + 1 = 3$   
Therefore, Answer: 3 pieces of fabric are needed to make the robe.

Answer:

3

Figure 7: A Chinese example of the MGSM benchmark using **XLT** and the corresponding outputs under the **zero-shot** setting.

### A.1.3 MGSM Example of XLT under the Few-shot Setting

Input:

I want you to act as an arithmetic reasoning expert for Chinese .

Request: 罗杰有5个网球。他又买了2罐网球。每罐有3个网球。他现在有多少个网球?

You should retell the request in English.

You should do step-by-step answer to obtain a number answer .

You should step-by-step answer the request.

You should tell me the answer in this format 'Answer : '.

Retelling the request in English: Roger currently has 5 tennis balls...

Step-by-step answer:

1. Roger has 5 tennis balls.
2. He buys 2 cans of tennis balls.
3. Each can has 3 tennis balls, so 2 cans will have a total of 6 tennis ...
4. To find out how many tennis balls Roger has in total, we need to add the ...
5. Adding 5 (initial tennis balls) and 6 (purchased tennis balls) gives ...

Answer: 11.

... (the remaining 4 examples)

I want you to act as an arithmetic reasoning expert for Chinese .

Request: 制作一件袍子需要 2 匹蓝色纤维布料和这个数量一半的白色纤维布料。它一共需要用掉多少匹布料?

You should retell the request in English.

You should do step-by-step answer to obtain a number answer .

You should step-by-step answer the request.

You should tell me the answer in this format 'Answer : '.

text-davinci-003 output:

Request: To make a robe, two pieces of blue fabric and half the amount of white fabric are needed. How many pieces of fabric are needed in total?

Step-by-step answer:

1. Two pieces of blue fabric are needed.
2. Half the amount of blue fabric is needed for white fabric, so that is 1 piece of white fabric ( $2 \times 0.5 = 1$ ).
3. To find out how many pieces of fabric are needed in total, we need to add the number of blue fabric and white fabric.
4. Adding 2 (blue fabric) and 1 (white fabric) gives us a total of 3 pieces of fabric.

Answer: 3 pieces of fabric.

gpt-3.5-turbo output:

Request: Making one robe requires 2 pieces of blue fiber fabric and half that amount of white fiber fabric. How many pieces of fabric are needed in total?

Step-by-step answer:

1. To make one robe, we need 2 pieces of blue fiber fabric.
2. We also need half that amount of white fiber fabric, which is 1 piece ( $2/2 = 1$ ).
3. Therefore, to make one robe, we need a total of  $2 + 1 = 3$  pieces of fiber fabric.

Answer: We need 3 pieces of fiber fabric in total to make one robe.

Answer:

3

Figure 8: A Chinese example of the MGSM benchmark using XLT and the corresponding outputs under the few-shot setting.

## A.2 Examples of the XCOPA Benchmark

### A.2.1 XCOPA Example of Basic Prompt under the Zero-shot Setting

Input:

Here is a premise: Ese oli mullikillesse mässitud. What is the cause? Help me pick the more plausible option: -choice1: See oli õrn, -choice2: See oli väike.

text-davinci-003 output:

Choice 2: See oli väike.

gpt-3.5-turbo output:

As an AI language model, I cannot determine the cause of the premise without additional context. The options provided do not seem to be directly related to the premise. Can you please provide more information or context?

Answer:

1

Figure 9: An Estonian example of the XCOPA benchmark using **basic prompt** and the corresponding outputs under the **zero-shot** setting.

### A.2.2 XCOPA Example of XLT under the Zero-shot Setting

Input:

I want you to act as a commonsense reasoning expert for Estonian .  
Here is a premise: Ese oli mullikillesse mässitud. What is the cause? Help me pick the more plausible option: -choice1: See oli õrn, -choice2: See oli väike.  
You should retell the premise and the options in English.  
You should do step-by-step answer to pick a choice .  
You should step-by-step answer the request.  
You should tell me the choice number in this format 'Choice number :'.  
Choice number : 2

text-davinci-003 output:

Premise: Ese oli mullikillesse mässitud.  
Options: Choice 1: See oli õrn, Choice 2: See oli väike.  
Step 1: Consider the context of the premise. What kind of object was mässitud (inserted) into the pocket?  
Step 2: Consider the two options. Choice 1: See oli õrn (It was soft) and Choice 2: See oli väike (It was small).  
Step 3: Based on the context and the two options, the more plausible choice is Choice 2: See oli väike (It was small).  
Choice number: 2

gpt-3.5-turbo output:

Premise: "Ese oli mullikillesse mässitud" (The object was wrapped in bubble wrap).  
Options:  
1. See oli õrn (It was fragile).  
2. See oli väike (It was small).  
Step 1: Based on the premise, we know that the object was wrapped in bubble wrap. It does not provide any information about the size or fragility of the item.  
Step 2: However, common sense would suggest that fragile items are more likely to be wrapped in bubble wrap for protection during transportation or storage.  
Therefore, the more plausible option is choice 1: "See oli õrn" (It was fragile).  
Choice number: 1

Answer:

1

Figure 10: An Estonian example of the XCOPA benchmark using **XLT** and the corresponding outputs under the **zero-shot** setting.

### A.2.3 XCOPA Example of XLT under the Few-shot Setting

Input:

```
I want you to act as a commonsense reasoning expert for Estonian .
Here is a premise: Mees jäi vanaks. What is the effect? Help me pick the more plausible option:
-choice1: Ta juuksed muutusid halliks, -choice2: Ta müüs oma asjad maha.
You should retell the premise and the options in English.
You should do step-by-step answer to pick a choice .
You should step-by-step answer the request.
You should tell me the choice number in this format 'Choice number :'.

Premise: A man turned on the tap.
Options: 1. The toilet filled with water. 2. Water flowed from the tap.
Step-by-step answer:
1. The premise states that a man turned on the tap, which implies that water started flowing.
2. The first option suggests that the toilet filled with water, which is possible if the tap ...
3. The second option suggests that water flowed from the tap, which is the more plausible ...
Choice Number: 2. Water flowed from the tap. The answer is choice2."

... (the remaining 4 examples)

I want you to act as a commonsense reasoning expert for Estonian .
Here is a premise: Ese oli mullikilesse mässitud. What is the cause? Help me pick the more
plausible option: -choice1: See oli õrn, -choice2: See oli väike.
You should retell the premise and the options in English.
You should do step-by-step answer to pick a choice .
You should step-by-step answer the request.
You should tell me the choice number in this format 'Choice Number :'.

```

text-davinci-003 output:

```
Premise: The object was wedged into a crack.
Options:
1. It was delicate.
2. It was small.
Step-by-step answer:
1. The premise states that the object was wedged into a crack.
2. Option 1 suggests that the object was delicate, which is not necessarily related to the object being wedged into a crack.
3. Option 2 suggests that the object was small, which is more plausible as a small object is more likely to fit into a crack.
Choice Number: 2. It was small. The answer is choice2.

```

gpt-3.5-turbo output:

```
Premise: "The object was wrapped in bubble wrap."
Options:
1. It was fragile.
2. It was small.
Step-by-step answer:
1. The premise states that the object was wrapped in bubble wrap, which is often used to protect fragile items during transport.
2. Bubble wrap is not typically used to protect small items, so option 1 is more plausible.
3. Therefore, the more plausible option is Choice 1: It was fragile.
Choice Number: 1. It was fragile. The answer is choice1.

```

Answer:

1

Figure 11: An Estonian example of the XCOPA benchmark using XLT and the corresponding outputs under the few-shot setting.

### A.3 Examples of the XNLI Benchmark

#### A.3.1 XNLI Example of Basic Prompt under the Zero-shot Setting

Input:

Les options ne sont pas si attrayantes. Based on previous passage, is it true that Les choix ne sont pas trop attrayants? Yes, No, or Maybe?

text-davinci-003 output:

yes

gpt-3.5-turbo output:

maybe

Answer:

entailment

Figure 12: A French example of the XNLI benchmark using **basic prompt** and the corresponding outputs under the **zero-shot** setting. We need a verbalizer to map entailment to yes, contradiction to no, and neutral to maybe.

#### A.3.2 XNLI Example of XLT under the Zero-shot Setting

Input:

I want you to act as a natural language inference expert for French.  
Premise: Les options ne sont pas si attrayantes.  
Hypothesis: Les choix ne sont pas trop attrayants.  
You should retell the premise and hypothesis in English.  
You should judge whether the hypothesis is true (entailment), false (contradiction), or undetermined (neutral) given the premise. The relationship can be chosen from entailment, contradiction, and neutral.  
You should step-by-step answer the request.  
You should tell me the relationship in this format 'Relationship:'.

text-davinci-003 output:

Premise (in English): The options are not very attractive.  
Hypothesis (in English): The choices are not too attractive.  
Relationship: Contradiction

gpt-3.5-turbo output:

Premise: The options are not so attractive.  
Hypothesis: The choices are not too attractive.  
Relationship: Entailment. The hypothesis is true given the premise as the concepts of options and choices are interchangeable and both refer to the same thing. The degree of attractiveness is also conveyed in a similar manner in both statements.

Answer:

entailment

Figure 13: A French example of the XNLI benchmark using **XLT** and the corresponding outputs under the **zero-shot** setting.



### A.3.3 XNLI Example of XLT under the Few-shot Setting

Input:

I want you to act as a natural language inference expert for French .  
Premise: savons-nous ce que nous allons dire ?  
Hypothesis: Je sais que nous n'avons aucune idée de ce que nous allons dire.  
You should retell the premise and hypothesis in English.  
You should judge whether the hypothesis is true (entailment), false (contradiction), or undetermined (neutral) given the premise. The relationship can be chosen from entailment, contradiction, and neutral .  
You should step-by-step answer the request.  
You should tell me the relationship in this format 'Relationship:'.  
  
Retelled premise: do we know what we're going to say.  
Retelled hypothesis: I know we don't have a clue what we'll say.  
Relationship: contradiction

... (the remaining 4 examples)

I want you to act as a natural language inference expert for French .  
Premise: Les options ne sont pas si attrayantes.  
Hypothesis: Les choix ne sont pas trop attrayants.  
You should retell the premise and hypothesis in English.  
You should judge whether the hypothesis is true (entailment), false (contradiction), or undetermined (neutral) given the premise. The relationship can be chosen from entailment, contradiction, and neutral .  
You should step-by-step answer the request.  
You should tell me the relationship in this format 'Relationship:'.  
  
Retelled premise: the options are not so attractive.  
Retelled hypothesis: the choices are not too attractive.  
Relationship: entailment

text-davinci-003 output:

retelled premise: the options are not so attractive.  
retelled hypothesis: the choices are not too attractive.  
relationship: entailment

gpt-3.5-turbo output:

retelled premise: the options are not very attractive.  
retelled hypothesis: the choices are not too attractive.  
relationship: entailment

Answer:

entailment

Figure 14: A French example of the XNLI benchmark using XLT and the corresponding outputs under the **few-shot** setting.

## A.4 Examples of the PAWS-X Benchmark

### A.4.1 PAWS-X Example of Basic Prompt under the Zero-shot Setting

Basic prompt input:

```
Sentence 1: Lito spielte für den Zingone Club Football. Sentence 2: Zingone spielte für den Club Lito Fußball. Does Sentence 1 paraphrase Sentence 2? Yes or No?
```

text-davinci-003 output:

No

gpt-3.5-turbo output:

Yes

Answer:

No

Figure 15: A Germany example of the **PAWS-X** benchmark using **basic prompt** and the corresponding outputs under the **zero-shot** setting.

### A.4.2 PAWS-X Example of XLT under the Zero-shot Setting

Input:

```
I want you to act as a paraphrase identification expert for Germany .  
Sentence 1: Lito spielte für den Zingone Club Football  
Sentence 2: Zingone spielte für den Club  
Question: Does Sentence 1 paraphrase Sentence 2? Yes or No?  
You should retell the sentence 1 and sentence 2 in English.  
You should provide a yes or no answer to the question: Does Sentence 1 paraphrase Sentence 2?  
You should step-by-step answer the request.  
You should tell me the answer choosing either yes or no in this format 'Answer: '.
```

text-davinci-003 output:

```
Sentence 1: Lito played football for the Zingone Club.  
Sentence 2: Zingone played football for the Lito Club.  
Answer: Yes
```

gpt-3.5-turbo output:

```
Sentence 1: Lito played football for the Zingone Club.  
Sentence 2: Zingone played football for the Club Lito.  
Answer: No, Sentence 1 does not paraphrase Sentence 2.  
Step-by-step answer:  
1. Retold Sentence 1 and Sentence 2 in English.  
2. Provided a yes or no answer to the question: Does Sentence 1 paraphrase Sentence 2?  
3. Answered the request in the required format.
```

Answer:

No

Figure 16: A Germany example of the **PAWS-X** benchmark using **XLT** and the corresponding outputs under the **zero-shot** setting.

### A.4.3 PAWS-X Example of XLT under the Few-shot Setting

Input:

```
I want you to act as a paraphrase identification expert for Germany .
Sentence 1: Der Ponoru ist eine Nebenfluss des Horezu in Rumänien .
Sentence 2: Der Ponoru ist ein Nebenfluss des Horezu in Rumänien .
Question: Does Sentence 1 paraphrase Sentence 2? Yes or No?
You should retell the sentence 1 and sentence 2 in English.
You should provide a yes or no answer to the question: Does Sentence 1 paraphrase Sentence 2?
You should step-by-step answer the request.
You should tell me the answer choosing either yes or no in this format 'Answer:'.

Retelled Sentence 1: The Ponoru River is a tributary of the Horezu River in Romania .
Retelled Sentence 2: The Ponoru River is a tributary of the Horezu in Romania .
Answer: Yes

... (the remaining 4 examples)

I want you to act as a paraphrase identification expert for Germany .
Sentence 1: Lito spielte für den Zingone Club Football
Sentence 2: Zingone spielte für den Club
Question: Does Sentence 1 paraphrase Sentence 2? Yes or No?
You should retell the sentence 1 and sentence 2 in English.
You should provide a yes or no answer to the question: Does Sentence 1 paraphrase Sentence 2?
You should step-by-step answer the request.
You should tell me the answer choosing either yes or no in this format 'Answer:'.

```

text-davinci-003 output:

```
Retelled Sentence 1: Lito played football for the Zingone Club.
Retelled Sentence 2: Zingone played football for the Lito Club.
Answer: Yes

```

gpt-3.5-turbo output:

```
Retelled Sentence 1: Lito played football for the Zingone Club.
Retelled Sentence 2: Zingone played football for the Lito Club.
Answer: No

```

Answer:

No

Figure 17: A Germany example of the PAWS-X benchmark using XLT and the corresponding outputs under the **few-shot** setting.

## A.5 Examples of the MKQA Benchmark

### A.5.1 MKQA Example of Basic Prompt under the Zero-shot Setting

Input:

Answer the question in one or a few words in Japanese : 世界で一番背の高い人類は誰ですか？

text-davinci-003 output:

最高身長者。

gpt-3.5-turbo output:

誰？

Answer:

ロバート・ワドロー

Figure 18: A Japanese example of the MKQA benchmark using **basic prompt** and the corresponding outputs under the **zero-shot** setting.

### A.5.2 MKQA Example of XLT under the Zero-shot Setting

Input:

I want you to act as a question answering expert for Japanese .  
Question: 世界で一番背の高い人類は誰ですか？  
You should retell the question in English.  
You should answer the question in English in one or a few words.  
You should step-by-step answer the request.  
You should tell me the answer in one or a few words in Japanese in this format 'Answer: '.

text-davinci-003 output:

Question in English: Who is the tallest human being in the world?  
Answer: Robert Wadlow (2.72 m).  
Answer in Japanese: 答え: ロバート・ワドロー (2.72 m) 。

gpt-3.5-turbo output:

Retelling: Who is the tallest person in the world?  
Answer: Robert Wadlow  
Step-by-step response:  
1. The question is asking for the tallest person in the world.  
2. The answer is Robert Wadlow, who was 8 feet 11 inches (2.72 meters) tall.  
Answer in Japanese: 答え: ロバート・ワドロー

Answer:

ロバート・ワドロー

Figure 19: A Japanese example of the MKQA benchmark using **XLT** and the corresponding outputs under the **zero-shot** setting.

### A.5.3 MKQA Example of XLT under the Few-shot Setting

Input:

I want you to act as a question answering expert for Japanese .  
Question: フルハウスでスティーブが出てきたのはどのシーズンですか？  
You should retell the question in English.  
You should answer the question in English in one or a few words.  
You should step-by-step answer the request.  
You should tell me the answer in one or a few words in Japanese in this format 'Answer:'.

Question: what season does steve come in full house?  
English Answer: 5.0 seasons.  
Japanese Answer: 5.0 時節

... (the remaining 4 examples)

I want you to act as a question answering expert for Japanese .  
Question: 世界で一番背の高い人類は誰ですか？  
You should retell the question in English.  
You should answer the question in English in one or a few words.  
You should step-by-step answer the request.  
You should tell me the answer in one or a few words in Japanese in this format 'Answer:'.

text-davinci-003 output:

question: who is the tallest human being in the world  
english answer: sultan kösen  
japanese answer: スルタン・ケーセン

gpt-3.5-turbo output:

question: who is the tallest person in the world  
nenglish answer: robert wadlow  
japanese answer: ロバート・ワドロー

Answer:

ロバート・ワドロー

Figure 20: A Japanese example of the MKQA benchmark using XLT and the corresponding outputs under the **few-shot** setting.

## A.6 Examples of the XL-Sum\* Benchmark

### A.6.1 XL-Sum\* Example of Basic Prompt under the Zero-shot Setting

Input:

Summarize this article: Huang Ming es tan apasionado por la energía solar que construyó el llamado "Solar Valley" (o Ciudad Solar): un conjunto de edificios que funcionan íntegramente a partir del sol. En su diseño también se integran los paneles solares que los alimentan. Pero aunque Huang soñaba con que todo el mundo imitaría sus esfuerzos, todavía sigue siendo la única Ciudad Solar en China (y del mundo). Video producido por Álvaro Ricciardelli.

text-davinci-003 output:

Huang Ming es un innovador apasionado por la energía solar que construyó el primer conjunto de edificios alimentados íntegramente por el sol, conocido como "Solar Valley" o Ciudad Solar. A pesar de que Huang esperaba que su proyecto inspirara a otros, todavía es el único de su tipo en China y el mundo.

gpt-3.5-turbo output:

Huang Ming built the "Solar Valley" in China, a collection of buildings that run entirely on solar power. Despite his hopes that others would follow his lead, it remains the only solar city in China and the world.

Answer:

Lo llaman "El rey sol", aunque a él no le gusta.

Figure 21: A Spanish example of the **XL-Sum\*** benchmark using **basic prompt** and the corresponding outputs under the **zero-shot** setting.

### A.6.2 XL-Sum\* Example of XLT under the Zero-shot Setting

Input:

I want you to act as a multilingual summarization expert for Spanish .

Text: Huang Ming es tan apasionado por la energía solar que construyó el llamado "Solar Valley" (o Ciudad Solar): un conjunto de edificios que funcionan íntegramente a partir del sol. En su diseño también se integran los paneles solares que los alimentan. Pero aunque Huang soñaba con que todo el mundo imitaría sus esfuerzos, todavía sigue siendo la única Ciudad Solar en China (y del mundo). Video producido por Álvaro Ricciardelli.

You should repeat the entire text in English.

You should think step-by-step to summarize the entire text in a maximum of two sentences .

You should step-by-step answer the request.

You should tell me the summary into one sentence in Spanish in this format ' Summary : '.

text-davinci-003 output:

Summary: Huang Ming es un apasionado de la energía solar que construyó la única Ciudad Solar en China y del mundo, llamada "Solar Valley", que funciona íntegramente con paneles solares.

gpt-3.5-turbo output:

The text is in Spanish and talks about Huang Ming, who built the "Solar Valley" in China, a group of buildings that run entirely on solar energy. Despite his hopes that others would follow his lead, it remains the only solar city in China and the world.

To summarize in two sentences: Huang Ming built the "Solar Valley" in China, a group of buildings that run entirely on solar energy, but it remains the only solar city in China and the world.

Summary: Huang Ming construyó la "Ciudad Solar" en China, un conjunto de edificios que funcionan íntegramente a partir del sol, pero sigue siendo la única ciudad solar en China y en el mundo.

Answer:

Lo llaman "El rey sol", aunque a él no le gusta.

Figure 22: A Spanish example of the **XL-Sum\*** benchmark using **XLT** and the corresponding outputs under the **zero-shot** setting.

### A.6.3 XL-Sum\* Example of XLT under the Few-shot Setting

Input:

I want you to act as a multilingual summarization expert for Spanish .

Text: Testigos del tiroteo explicaron que el atacante asaltó la mezquita a los pocos minutos de haber empezado la oración. La policía de Nueva Zelanda declaró que hay cuatro personas detenidas y que no puede descartarse que haya más implicados en los ataques. Ahora puedes recibir notificaciones de BBC Mundo. Descarga la nueva versión de nuestra app y actívalas para no perderte nuestro mejor contenido.

You should repeat the entire text in English.

You should think step-by-step to summarize the entire text in a maximum of two sentences .

You should step-by-step answer the request.

You should tell me the summary into one sentence in Spanish in this format 'Summary : '.

The text states that a shooter attacked a mosque during prayer time in New Zealand, with four people currently in custody and the possibility of more involved. The article also promotes the BBC Mundo app for notifications. To summarize, a mosque in New Zealand was attacked during prayer time with four people currently detained and the potential for more involvement, while also promoting the BBC Mundo app for notifications.

Summary: Al menos 49 personas murieron en dos tiroteos en mezquitas en Nueva Zelanda.

... (the remaining 2 examples)

I want you to act as a multilingual summarization expert for Spanish .

Text: Huang Ming es tan apasionado por la energía solar que construyó el llamado "Solar Valley" (o Ciudad Solar): un conjunto de edificios que funcionan íntegramente a partir del sol. En su diseño también se integran los paneles solares que los alimentan. Pero aunque Huang soñaba con que todo el mundo imitaría sus esfuerzos, todavía sigue siendo la única Ciudad Solar en China (y del mundo). Video producido por Álvaro Ricciardelli.

You should repeat the entire text in English.

You should think step-by-step to summarize the entire text in a maximum of two sentences .

You should step-by-step answer the request.

You should tell me the summary into one sentence in Spanish in this format 'Summary : '.

text-davinci-003 output:

Summary: Huang Ming construyó la única Ciudad Solar del mundo, que funciona íntegramente con energía solar.

gpt-3.5-turbo output:

The text highlights Huang Ming's passion for solar energy and his creation of the "Solar Valley", a group of buildings that run entirely on solar power, but despite his hopes for others to follow suit, it remains the only solar city in China and the world.

Summary: Huang Ming construyó la única Ciudad Solar en China y del mundo, un conjunto de edificios que funcionan íntegramente a partir del sol.

Answer:

Lo llaman "El rey sol", aunque a él no le gusta.

Figure 23: A Spanish example of the XL-Sum\* benchmark using XLT and the corresponding outputs under the few-shot setting.

## A.7 Examples of the FLORES\* Benchmark

### A.7.1 FLORES\* Example of Basic Prompt under the Zero-shot Setting

Input:

Nalika ana siji vaksin pacoban katon bisa nyuda kematian Ebola, nganti saiki, ora ana obat sing kabukten jelas kanggo ngobati infeksi sing ana. Translate from Javanese to Chinese:

text-davinci-003 output:

目前尚无明确的治疗方法可以治愈埃博拉病毒感染，但是研究人员已经开发出一种疫苗来预防埃博拉病毒引起的死亡。

gpt-3.5-turbo output:

目前为止，尚无明确的治疗方案可用于治疗埃博拉病毒感染，但如果接种一种疫苗可能会有所帮助，直到现在为止。

Answer:

虽然有一种实验性疫苗看似能够降低埃博拉病毒的死亡率，但迄今为止，还没明确证明任何药物适合治疗现有的感染。

Figure 24: A  $ja \rightarrow zh$  example of the FLORES\* benchmark using **basic prompt** and the corresponding outputs under the **zero-shot** setting.

### A.7.2 FLORES\* Example of XLT under the Zero-shot Setting

Input:

I want you to act as a machine translation expert for Javanese to Chinese .

Source sentence: Nalika ana siji vaksin pacoban katon bisa nyuda kematian Ebola, nganti saiki, ora ana obat sing kabukten jelas kanggo ngobati infeksi sing ana.

You should repeat the source sentence in English.

You should provide the Chinese translation for the English source sentence .

You should step-by-step answer the request.

You should tell me the target translation in this format 'Target translation:'.

text-davinci-003 output:

Source sentence: When there was a vaccine available to prevent death from Ebola, until now, there is no clear evidence of a treatment to cure the infection.

Target translation: 当有一种疫苗可以预防埃博拉死亡时，直到现在，还没有清楚的证据表明有治疗感染的方法

gpt-3.5-turbo output:

Source sentence: Nalika ana siji vaksin pacoban katon bisa nyuda kematian Ebola, nganti saiki, ora ana obat sing kabukten jelas kanggo ngobati infeksi sing ana.

English source sentence: When there is a vaccine trial that can help prevent Ebola deaths, until now, there is no clear proven medicine to treat existing infections.

Chinese translation: 当有一种疫苗试验可以帮助预防埃博拉死亡时，到目前为止，没有明确的已证明的药物来治疗现有的感染。

Target translation: 当有一种可以帮助预防埃博拉死亡的疫苗试验时，到目前为止，没有明确证明可以治疗现有感染的药物。

Answer:

虽然有一种实验性疫苗看似能够降低埃博拉病毒的死亡率，但迄今为止，还没明确证明任何药物适合治疗现有的感染。

Figure 25: A  $ja \rightarrow zh$  example of the FLORES\* benchmark using **XLT** and the corresponding outputs under the **zero-shot** setting.