

The Bayesian Infinitesimal Jackknife for Variance

Ryan Giordano
rgiordan@mit.edu

Tamara Broderick
tbroderick@mit.edu

May 12, 2023

Abstract

The frequentist variability of Bayesian posterior expectations can provide meaningful measures of uncertainty even when models are misspecified. Classical methods to asymptotically approximate the frequentist covariance of Bayesian estimators such as the Laplace approximation and the nonparametric bootstrap can be practically inconvenient, since the Laplace approximation may require an intractable integral to compute the marginal log posterior, and the bootstrap requires computing the posterior for many different bootstrap datasets. We develop and explore the infinitesimal jackknife (IJ), an alternative method for computing asymptotic frequentist covariance of smooth functionals of exchangeable data, which is based on the “influence function” of robust statistics. We show that the influence function for posterior expectations has the form of a simple posterior covariance, and that the IJ covariance estimate is, in turn, easily computed from a single set of posterior samples. Under conditions similar to those required for a Bayesian central limit theorem to apply, we prove that the corresponding IJ covariance estimate is asymptotically equivalent to the Laplace approximation and the bootstrap. In the presence of nuisance parameters that may not obey a central limit theorem, we argue heuristically that the IJ covariance can remain a good approximation to the limiting frequentist variance. We demonstrate the accuracy and computational benefits of the IJ covariance estimates with simulated and real-world experiments.

1 Introduction

Suppose we want to use Bayesian methods to infer some parameter or quantity of interest from exchangeable data. The Bayesian posterior is often summarized by a point estimate and measure of subjective uncertainty, which we will respectively take to be the posterior mean and posterior variance. The computed posterior mean is a function of the observed data, and so has a well-defined frequentist variance under re-sampling of the exchangeable data. The Bayesian posterior variance of a quantity and the frequentist variance of its mean are conceptually distinct: the posterior variance can be thought of as describing the uncertainty of subjective beliefs under the assumption of correct model specification, and

the frequentist variance captures the sensitivity of the Bayesian point estimate to re-sampling of the observed data. In general, both may be of interest.

In general, the frequentist and Bayesian variances are not only conceptually distinct but can be numerically very different. It is true that, with independent and identically distributed (IID) data, some reasonable regularity conditions, a correctly specified model, and a parameter vector of fixed dimension, the frequentist and Bayesian variances coincide asymptotically as a consequence of the Bernstein-von Mises theorem, a.k.a the Bayesian central limit theorem. However, under *model misspecification*, the equality between the frequentist and Bayesian variances no longer holds in general, even asymptotically Kleijn and Vaart 2012 — and most models are misspecified.

Another practically relevant setting in which frequentist and Bayesian variances may differ, even asymptotically, is when one wishes to compute the frequentist variance under the assumption that the observed data is exchangeable, an assumption which may make sense only *conditional on unobserved quantities* that are integrated out of the posterior. For example, consider the use of polling data to predict the outcome of the 2016 U.S. presidential election, an example from Gelman and Heidemanns 2020 which we discuss at length in Section 4.5. The data consists of polling responses from randomly selected individuals and the quantity of interest is an expected vote proportion on election day for one of the two candidates. Since the individuals were selected randomly, and the pollsters might have plausibly selected different individuals to survey, it is reasonable to ask how variable the final posterior election prediction is under the random selection of individuals in a frequentist sense. Under this sampling distribution, the individuals chosen for polls on different days are independent of one another. However, the Bayesian model contains random effects for the biases of different polling agencies as well as persistent time random effects, which correlate the polling results at different time points, marginally over the random effects and data generating process. The frequentist variability we are interested thus implicitly conditions on these random effects, but the Bayesian posterior variability is marginal over these random effects. In general, the two variances will differ, even for very large data sets.

Though the meanings are different, both the frequentist and Bayesian notions of variance can be useful. Even a strict Bayesian can meaningfully interpret the frequentist variance of the posterior mean as a *sensitivity analysis*, quantifying how much the Bayesian point estimate would vary had we received different but realistic data. Such a sensitivity analysis is particularly germane when the data is known to have come from a random sample from a real population. Consider again the polling example. Since the poll respondents were randomly chosen in the first place, we hope that our observed responses were representative, and that our model did not over-fit the particular dataset we observed. That is, we would hope that our election-day prediction would not be too different if we had gone back and randomly chosen a different set of respondents. If, under re-sampling of the polling data, the expected vote proportion varies much more than the width of a posterior credible interval, then we would say that the model is *not robust* to re-sampling the polling data. In other words, excess frequentist

variability can be an indicator of important non-robustness.

When posterior means are estimated using Markov Chain Monte Carlo (MCMC), the two standard tools for estimating the frequentist variability of Bayesian posterior expectations — the nonparametric bootstrap (henceforth simply “bootstrap”) and the Laplace approximation — can be problematic. To compute a non-parametric bootstrap estimate of the frequentist variance of a posterior mean, one repeatedly draws “bootstrap datasets,” with replacement from the original set of datapoints. For each bootstrap dataset, one then computes the posterior mean for each set of re-sampled data Huggins and Miller 2019. Though straightforward to implement and naively parallelizable, the non-parametric bootstrap remains computationally expensive, since a separate posterior estimate (e.g., a run of MCMC) must be computed for each bootstrap dataset. Alternatively, the Laplace approximation can be used to compute the frequentist sandwich covariance using the maximum a-posteriori (MAP) estimate, in computational mimicry of the asymptotic analysis of Kleijn and Vaart 2012.¹ However, in the presence of high-dimensional random effects, the Laplace approximation must either fix the random effects at their MAP estimates, which often results in a bad or even singular posterior approximation, or perform an intractable integral to marginalize over the random effects.² Indeed, it is often precisely the intractability of the marginalizing integral that motivates the use of MCMC rather than marginal MLE methods, rendering the Laplace approximation intractable.

In the present paper, we provide an estimator of the frequentist variability of posterior expectations which enjoys the model-agnostic properties of the non-parametric bootstrap, but can be computed from a single run of MCMC. Our method is based on the *infinitesimal jackknife* (IJ) variance estimator, a classical frequentist variance estimator derived from the *empirical influence function* of a statistical functional. We show that the Bayesian empirical influence function is easily computable as a particular set of posterior covariances, the variance of which is a consistent estimator of the frequentist covariance of a posterior expectation when a Bayesian central limit theorem (BCLT) holds for all model parameters. We also prove a negative result: in the presence of high-dimensional random effects, the IJ variance is, in general, an *inconsistent estimator* of the frequentist variance conditional on those random effects. Nevertheless, we argue theoretically and through experiments that the IJ variance remains useful in finite sample, especially given its computational advantages.

Finally, though our present concern is frequentist variance estimates, the empirical influence function is a powerful statistical tool, with applications in

¹The Laplace approximation is typically thought of as the quadratic approximation to the posterior using the observed Fisher information. Here, we hope we do no injustice to Laplace by interpreting the procedure more broadly, using the quadratic approximation to compute an asymptotic frequentist variance.

²When using the Laplace approximation, one wants to integrate out random effects out of the likelihood even when computing frequentist variance conditional on said random effects, since the posterior mean whose variance interests us is computed marginally over the random effects. The assumption that the data points are independent then enters in the computation of the sampling variance of the score. See Section 3.4 below for more discussion of this point.

robustness, cross validation, and bias estimation. Consequently, our results for the influence function of Bayesian posteriors and a BCLT for expectations of data-dependent functions are of broader interest. We leave off exploring these topics for future work.

1.1 Problem statement

Suppose we observe N data points, $X = (x_1, \dots, x_N)$. We will assume that the entries of X are independently and identically distributed (IID) according to a distribution \mathbb{F} . In a slight abuse of notation, we will write $\mathbb{F}(X)$ for $\prod_{n=1}^N \mathbb{F}(x_n)$. Throughout, the distribution \mathbb{F} will be taken as fixed but unknown. We assume that we model the IID distribution of x_n , perhaps incorrectly, by a parametric model $\mathbb{P}(X, \theta) = \exp\left(\sum_{n=1}^N \ell(x_n|\theta)\right) \pi(\theta)$, where $\theta \in \Omega_\theta \subseteq \mathbb{R}^D$ and $\pi(\cdot)$ is a density with respect to the Lebesgue measure on \mathbb{R}^D . The model may be misspecified, i.e., there may be no $\theta \in \Omega_\theta$ such that $\mathbb{P}(x_n|\theta)$ is the same distribution as \mathbb{F} . The posterior expectation of some vector-valued quantity $g(\theta) \in \mathbb{R}^{D_g}$ is given by given by Bayes' rule:

$$\mathbb{E}_{\mathbb{P}(\theta|X)}[g(\theta)] = \frac{\int_{\Omega_\theta} g(\theta) \exp\left(N \frac{1}{N} \sum_{n=1}^N \ell(x_n|\theta)\right) \pi(\theta) d\theta}{\int_{\Omega_\theta} \exp\left(N \frac{1}{N} \sum_{n=1}^N \ell(x_n|\theta)\right) \pi(\theta) d\theta}.$$

The quantity $\mathbb{E}_{\mathbb{P}(\theta|X)}[g(\theta)]$ is a function of the data X , through its dependence on the random function $\theta \mapsto \frac{1}{N} \sum_{n=1}^N \ell(x_n|\theta)$. We will be primarily concerned with the problem of how to estimate the variability of $\mathbb{E}_{\mathbb{P}(\theta|X)}[g(\theta)]$ under sampling from $\mathbb{F}(X)$, when N is large, using Markov Chain Monte Carlo (MCMC) samples from the posterior $\mathbb{P}(\theta|X)$, in the presence of possible misspecification. Using an estimate of its variability, one can use classical frequentist tests to estimate how much the posterior mean might be expected to have varied were we to have drawn a different sample X .

The mean and covariance (if they exist) of $\mathbb{E}_{\mathbb{P}(\theta|X)}[g(\theta)]$ under sampling from $\mathbb{F}(X)$ can be written respectively as

$$\mu^g := \mathbb{E}_{\mathbb{F}(X)} \left[\mathbb{E}_{\mathbb{P}(\theta|X)}[g(\theta)] \right] \quad \text{and} \quad V_{FS}^g := \text{Cov}_{\mathbb{F}(X)} \left(\mathbb{E}_{\mathbb{P}(\theta|X)}[g(\theta)] \right). \quad (1)$$

We will not actually attempt to prove anything about V_{FS}^g , but rather will study a weaker target: the variance of the limiting distribution of the posterior mean. Specifically, letting $\xrightarrow[N \rightarrow \infty]{dist}$ denote convergence in distribution, and $\mathcal{N}(\cdot|\mu, \Sigma)$ denote the multivariate normal distribution with mean μ and covariance Σ , we will attempt to estimate V^g under conditions when

$$\sqrt{N} \left(\mathbb{E}_{\mathbb{P}(\theta|X)}[g(\theta)] - \mu^g \right) \xrightarrow[N \rightarrow \infty]{dist} \mathcal{N}(\cdot|0, V^g).$$

The quantities V^g and $N V_{FS}^g$ coincide asymptotically when $\mathbb{E}_{\mathbb{P}(\theta|X)} [g(\theta)]^2$ is uniformly integrable as $N \rightarrow \infty$. We will not attempt to rigorously state conditions under which such uniform integrability holds, but will investigate V^g in our theoretical treatment and $N V_{FS}^g$ in our experiments, with the implicit expectation that the two are measuring roughly the same quantity.

We will consider two different regimes for the dimension D of θ as N grows: a regime in which D remains fixed as N grows, as in the classical parametric Bayesian central limit theorem (BCLT), and a high-dimensional “global-local” regime in which D grows with N , but a finite-dimensional subspace of θ is expected to obey a BCLT marginally. The simplest case is when D remains fixed as N grows; we will call this a “fixed-dimension” model. A more complex model (which is more typical of real-world MCMC applications) is one in which θ can be decomposed into two parts: a “global” parameter $\gamma \in \Omega_\gamma \subseteq \mathbb{R}^{D_\gamma}$ whose dimension D_γ stays fixed as N grows, and a “local” parameter $\lambda \in \Omega_\lambda \subseteq \mathbb{R}^{D_\lambda}$ where D_λ may grow with N . We will refer to this case as a “global-local” model. A classical motivating example for global-local models is a generalized linear mixed model, in which γ represents “fixed effects” which influence the distribution of each observation, and $\lambda = (\lambda_1, \dots, \lambda_N)$ is a vector of “random effects,” one for each datapoint x_n (McCulloch 2003; Gelman and Hill 2006). For a global-local model, we write $\theta = (\gamma, \lambda)$ and $D = D_\gamma + D_\lambda$, and assume that N is large relative to D_γ but perhaps not large relative to D_λ . We assume that we are only interested in the expectations of functions of γ , so that in a slight abuse of notation we can write $g(\theta) = g(\gamma, \lambda) = g(\gamma)$. Thus, we assume that we are only interested in the posterior expectations of fixed-dimensional quantities, though we may be using MCMC to integrate out high-dimensional parameters in a global-local model.

For the remainder of the paper we will investigate the accuracy of V^{IJ} . First, in Section 2, we prove the consistency of V^{IJ} in the finite-dimensional setting. In Section 3, we will introduce our high-dimensional setting, and discuss why the analysis of Section 2 will not suffice. We then introduce a von Mises expansion approach, providing another proof of the consistency of V^{IJ} in Section 3.1 under stronger assumptions, but with a sufficiently general proof technique to understand the high-dimensional setting. In Section 3.2, we show that V^{IJ} is inconsistent in general in high dimensions, but provide intuition for why we may still observe good results in practice. In Section 4, we examine the performance of the IJ covariance relative to the bootstrap on a range of real and simulated examples.

1.2 Notation

We will begin by defining some notation.

As we will be combining frequentist and Bayesian ideas, we need to accurately and readably represent randomness both in the data and in the posterior distribution, sometimes in a single expression. To this end, we will use the following notation for expectations and variances, generalizing the notation of

Eq. 1. Let t be some random quantity, either the data or some parameter. Given a distribution $\mathbb{P}(t)$ and an integrable function $\phi(t)$, we will use the expectation operator as a formal shorthand for the integral $\mathbb{E}_{\mathbb{P}(t)}[\phi(t)] = \int \phi(t)\mathbb{P}(dt)$. Any quantities not explicitly part of the distribution beneath the expectation operator should be thought of as fixed. Covariances and variances are treated similarly, i.e.,

$$\text{Cov}_{\mathbb{P}(t)}(\phi(t), \psi(t)) = \mathbb{E}_{\mathbb{P}(t)}[\phi(t)\psi(t)^T] - \mathbb{E}_{\mathbb{P}(t)}[\phi(t)] \mathbb{E}_{\mathbb{P}(t)}[\psi(t)]^T.$$

We will denote sample covariances over an index $n \in \{1, \dots, N\} = [N]$ as $\widehat{\text{Cov}}_{n \in [N]}(\cdot, \cdot)$.

We denote partial derivatives with respect to θ with bracketed subscripts. For example, for a function $\psi(\theta)$ taking values in R^{D_ψ} , let $\psi_{(k)}(\theta)$ denote the array of k -th order partial derivatives with respect to θ , i.e.,

$$\psi_{(k)}(\theta) := \left. \frac{\partial^k \psi(\theta)}{\partial \theta^k} \right|_{\theta}.$$

If ψ depends on any variables other than θ , those variables will be taken as fixed in the partial differentiation. In general, $\psi_{(k)}(\theta)$ is an array with $D_\psi D^k$ entries, and we will introduce special notation as needed when summing over the array's entries. But we will mostly be able to avoid such special notation by interpreting a few special cases in standard matrix notation:

- When $D_\psi = 1$ and $k = 1$, $\psi_{(1)}(\theta)$ is taken to be a D -column vector.
- When $D_\psi > 1$ and $k = 1$, $\psi_{(1)}(\theta)$ is taken to be a $D_\psi \times D$ matrix.
- When $D_\psi = 1$ and $k = 2$, $\psi_{(2)}(\theta)$ is taken to be a $D \times D$ matrix.
- When $k = 0$, $\psi_{(0)}(\theta)$ is just $\psi(\theta)$.

Both our and existing methods for estimating V^g will depend on some key quantities to which we give symbols in Definition 1. In the left hand column of Definition 1 we have finite-sample quantities, and on the right hand side we have the corresponding population quantities. In Section 2.1 below we will state precise conditions under which all the quantities of Definition 1 are well-defined. We will use x_0 to denote a generic single datapoint, in contrast to specific observed datapoints, x_n .

Definition 1.

Finite-sample quantity	Population quantity
$\hat{\mathcal{L}}(\theta) := \frac{1}{N} \sum_{n=1}^N \ell(x_n \theta) + \frac{1}{N} \log \pi(\theta)$	$\mathcal{L}(\theta) := \mathbb{E}_{\mathbb{F}(x_0)} [\ell(x_0 \theta)]$
$\hat{\theta} := \operatorname{argmax}_{\theta \in \Omega_\theta} \hat{\mathcal{L}}(\theta)$	$\tilde{\theta} := \operatorname{argmax}_{\theta \in \Omega_\theta} \mathcal{L}(\theta)$
$\hat{\Sigma} := \frac{1}{N} \sum_{n=1}^N \ell_{(1)}(x_n \hat{\theta}) \ell_{(1)}(x_n \hat{\theta})^T$	$\Sigma := \operatorname{Cov}_{\mathbb{F}(x_0)} \left(\ell_{(1)}(x_n \tilde{\theta}) \right)$
$\hat{\mathcal{I}} := -\hat{\mathcal{L}}_{(2)}(\hat{\theta})$	$\mathcal{I} := -\mathbb{E}_{\mathbb{F}(x_0)} \left[\ell_{(2)}(x_n \tilde{\theta}) \right]$

◀

We will take the population quantities in the right column of Definition 1 to be fixed (though, in general, unknown), and study the sampling behavior of quantities in the left column. That is, we will study the asymptotic behavior of formal Bayesian posterior quantities as a function of a fixed data generating process, following much of the literature on the frequentist behavior of Bayesian estimators (e.g., Van der Vaart 2000). Our notation for stochastic convergence reflects these assumptions. The notation $\xrightarrow[N \rightarrow \infty]{dist}$ will mean convergence in distribution, and the notation $\xrightarrow[N \rightarrow \infty]{prob}$ will mean convergence in probability, both under IID sampling from $X \stackrel{iid}{\sim} \mathbb{F}$ as $N \rightarrow \infty$. Similarly, order notation $O(\cdot)$ applies as $N \rightarrow \infty$, and probabilistic order notation $O_p(\cdot)$ denotes order in probability over $\mathbb{F}(x_0)$. Tilde order notation $\tilde{O}_p(\cdot)$ neglects terms that are sub-polynomial in N .

Let $\|\cdot\|_1$, $\|\cdot\|_2$, and $\|\cdot\|_\infty$ denote the usual vector norms. When applied to an array of derivatives, the norms mean the the vector norm applied to the vectorized version of the array.

1.3 Three methods for estimating V^g

There are two well-known classical methods for estimating V^g : the sandwich covariance and the nonparametric bootstrap. The sandwich covariance requires computation of the *maximum a posteriori* (MAP) estimate, and is not available from MCMC samples. The bootstrap requires running many MCMC chains with slightly different data sets, which can be computationally expensive. We describe a third method, the infinitesimal jackknife (IJ) covariance estimate, which is also classical, but which has not been previously applied to MCMC estimates of posterior means.

The first well-known approach to estimating V^g , the “sandwich approximation,” is given in Algorithm 1. The sandwich covariance first forms the *maximum a posteriori* (MAP) estimate, $\hat{\theta}$, approximate the posterior expectation

1 INTRODUCTION

$\mathbb{E}_{\mathbb{P}(\theta|X)}[g(\theta)]$ by $g(\hat{\theta})$, and use the standard frequentist “sandwich covariance” matrix for the covariance of optima, together with the delta method (Stefanski and Boos 2002, Van der Vaart 2000, Chapter 7). When a sufficiently strong Bayesian CLT applies, it can be shown that $g(\hat{\theta})$ consistently estimates $\mathbb{E}_{\mathbb{P}(\theta|X)}[g(\theta)]$ and the delta method sandwich covariance matrix consistently estimates V^g (more details will follow in Appendix B.10 below). However, when D is not small relative to N (as in the global-local regime), or when the posterior is not approximately normal, the MAP can be a poor approximation to the posterior mean, and the sandwich covariance matrix estimate can even be singular.³

Algorithm 1 Sandwich Covariance algorithm

Inputs (global variables):

$\theta \mapsto g(\theta)$ ▷ Target function
 $\theta \mapsto \hat{\mathcal{L}}(\theta)$ ▷ Log joint distribution

$\hat{\theta} \leftarrow \operatorname{argmax}_{\theta \in \Omega_\theta} \hat{\mathcal{L}}(\theta)$ ▷ (MAP estimate)

$\hat{\Sigma}_\theta \leftarrow \hat{\mathcal{I}}^{-1} \hat{\Sigma} \hat{\mathcal{I}}^{-1}$ ▷ (sandwich estimate of $\operatorname{Cov}_{\mathbb{F}(X)}(\sqrt{N}\hat{\theta})$)

$\hat{V}^{\text{MAP}} \leftarrow g_{(1)}(\hat{\theta}) \hat{\Sigma}_\theta g_{(1)}(\hat{\theta})^\top$ ▷ (delta method estimate of $\operatorname{Cov}_{\mathbb{F}(X)}(\sqrt{N}g(\hat{\theta}))$)

return \hat{V}^{MAP}

When the MAP and sandwich covariance are unreliable, one typically turns to MCMC estimates. To estimate V^g from MCMC samples, a classical method is the nonparametric bootstrap, which we will simply refer to as the bootstrap (Efron and Tibshirani 1994; Huggins and Miller 2019). The bootstrap is shown in Algorithm 2. The primary difficulty with the bootstrap is that it requires B different MCMC chains, which can be computationally expensive; often, in practice, even a single run of MCMC requires considerable computing resources. When the MCMC noise can be made arbitrarily small, the bootstrap is a consistent estimator of V^g in the fixed-dimension case under conditions given in Huggins and Miller 2019.

³We provide an example and discussion in Appendix D.1.

Algorithm 2 Bootstrap Covariance algorithm

Inputs (global variables):

$X = (x_1, \dots, x_N)$ ▷ Data
 $\theta \mapsto g(\theta)$ ▷ Target function
 M ▷ Number of MCMC samples
 B ▷ Number of bootstrap samples

for $b = 1, \dots, B$ **do** $X^* \leftarrow N$ observations sampled with replacement from the entries of X Sample $\theta^1, \dots, \theta^M \sim \mathbb{P}(\theta|X^*)$ using MCMC. ▷ Note that $\theta^m \in \mathbb{R}^D$. $\mathcal{G}^b \leftarrow \frac{1}{M} \sum_{m=1}^M g(\theta^m)$ ▷ $\mathcal{G}^b \approx \mathbb{E}_{p(\theta|X^*)} [g(\theta)]$. Note that $\mathcal{G}^b \in \mathbb{R}^{D_g}$.**end for** $\hat{V}^{\text{Boot}} \leftarrow \widehat{\text{Cov}}_{b \in [B]} \left(\sqrt{N} \mathcal{G}^b \right)$ ▷ (Bootstrap estimate of $\text{Cov}_{\mathbb{P}(X)} \left(\sqrt{N} \mathbb{E}_{p(\theta|X)} [g(\theta)] \right)$)**return** \hat{V}^{Boot}

We propose a consistent estimator of V^g that can be computed from a single MCMC run using only the tractable $\ell(x_n|z, \theta)$. We call our estimator the *infinitesimal jackknife (IJ) covariance estimator*, and denote it as V^{IJ} . The IJ covariance estimator is given by the sample variance of a set of simple posterior covariances, as given in in Definition 2.

Definition 2.

$$\psi_n := N \text{Cov}_{\mathbb{P}(\theta|X)} (g(\theta), \ell(x_n|\theta)) \quad (\text{Influence score})$$

$$V^{\text{IJ}} := \widehat{\text{Cov}}_{n=1, \dots, N} (\psi_n). \quad (\text{IJ covariance estimate})$$

◀

In practice, the posterior covariances of Definition 2 typically need to be estimated with MCMC. We denote by \hat{V}^{IJ} the MCMC estimate of V^{IJ} , and as described the computation of \hat{V}^{IJ} in Algorithm 3. For any fixed N , the output \hat{V}^{IJ} of Algorithm 3 approaches V^{IJ} under a well-mixing MCMC chain as the number of MCMC samples $M \rightarrow \infty$. We will theoretically analyze V^{IJ} , though our experiments will all employ \hat{V}^{IJ} . Importantly, Algorithm 3 requires only single run of MCMC without relying on accuracy of the MAP, as required by the sandwich estimator, or running B different MCMC samplers, as required by the bootstrap estimator.

Algorithm 3 IJ Covariance algorithm**Inputs (global variables):**

$X = (x_1, \dots, x_N)$ ▷ Data
 $\theta^1, \dots, \theta^M$ ▷ MCMC samples from $\mathbb{P}(\theta|X)$
 $\theta \mapsto g(\theta)$ ▷ Target function
 $x_n, \theta \mapsto \ell(x_n|\theta)$ ▷ Log likelihood function

for $n = 1, \dots, N$ **do**
 $\hat{\psi}_n \leftarrow N \widehat{\text{Cov}}_{m \in [M]}(\ell(x_n|\theta^m), g(\theta^m))$ ▷ Approximate posterior covariance
end for
 $\hat{V}^{\text{IJ}} \leftarrow \widehat{\text{Cov}}_{n \in [N]}(\hat{\psi}_n)$ ▷ Approximate covariance across datapoints
return \hat{V}^{IJ}

2 The finite-dimensional case

2.1 Intuition

Before we state our formal results in Section 2.1, we will present some high-level intuition to motivate the IJ covariance estimate.

For simplicity let us for the moment take the quantity of interest, $g(\theta)$, to simply be $g(\theta) = \theta$. According to Kleijn and Vaart 2012, we might informally expect the following central-limit theorem results to hold:

$$\begin{aligned}
 N \widehat{\text{Cov}}_{\mathbb{P}(\theta|X)}(\theta) &\xrightarrow[N \rightarrow \infty]{\text{prob}} \mathcal{I}^{-1} && \text{Bayesian CLT (BCLT)} \\
 \sqrt{N} \left(\hat{\theta} - \theta \right) &\xrightarrow[N \rightarrow \infty]{\text{dist}} \mathcal{N}(\cdot | 0, \mathcal{I}^{-1} \Sigma \mathcal{I}^{-1}) && \text{Frequentist CLT (FCLT)} \\
 \left\| \mathbb{E}_{\mathbb{P}(\theta|X)}[\theta] - \hat{\theta} \right\|_2 &= O_p(N^{-1}). && \text{Bayesian CLT (BCLT)}
 \end{aligned}$$

Here and throughout the paper, we somewhat loosely use the term “Bayesian CLT” to refer to results concerning the asymptotic properties of the posterior measure, and “Frequentist CLT” for results concerning properties under data sampling.

The limiting variance we are trying to estimate is thus the sandwich covariance matrix, $V^g = \mathcal{I}^{-1} \Sigma \mathcal{I}^{-1}$. Since $\mathcal{I}^{-1} \neq \mathcal{I}^{-1} \Sigma \mathcal{I}^{-1}$ in general unless the model is correctly specified, V^g cannot simply be approximated by the Bayesian posterior covariance.

If one could compute $\hat{\theta}$, and so $\hat{\Sigma}$, and $\hat{\mathcal{I}}$, then one could form the sample estimator $\hat{V}^g := \hat{\mathcal{I}}^{-1} \hat{\Sigma} \hat{\mathcal{I}}^{-1}$, which would consistently estimate V^g . The IJ covariance estimator is motivated by circumstances when it is not easy or desirable to compute $\hat{\theta}$, but when one can compute or approximate the posterior expectations required to compute the IJ covariance estimator V^{IJ} .

The reason that V^{IJ} might be expected to approximate V^g asymptotically can be seen by Taylor expanding the constituent terms of the influence score ψ_n

and applying the CLT results given above. Recall from Definition 2 that $\psi_n = \text{Cov}_{\mathbb{P}(\theta|X)}(\theta, \ell(x_n|\theta))$. By the BCLT, $\mathbb{E}_{\mathbb{P}(\theta|X)}[\theta] = \hat{\theta} + O_p(N^{-1})$ and $\mathbb{E}_{\mathbb{P}(\theta|X)}[\ell(x_n|\theta)] = \ell(x_n|\hat{\theta}) + O_p(N^{-1})$, so that

$$N^{-1}\psi_n = \text{Cov}_{\mathbb{P}(\theta|X)}(\theta, \ell(x_n|\theta)) = \mathbb{E}_{\mathbb{P}(\theta|X)}\left[(\theta - \hat{\theta})(\ell(x_n|\theta) - \ell(x_n|\hat{\theta}))\right] + O_p(N^{-2}).$$

We can Taylor expand $\ell(x_n|\theta)$ around $\hat{\theta}$ inside the preceding expectation and substitute for $\tau = \sqrt{N}(\theta - \hat{\theta})$, giving

$$(\theta - \hat{\theta})(\ell(x_n|\theta) - \ell(x_n|\hat{\theta})) = N^{-1}\tau\tau^T\ell_{(1)}(x_n|\hat{\theta}) + N^{-3/2}O(\|\tau\|_2^3).$$

Again by the BCLT, $\mathbb{E}_{\mathbb{P}(\theta|X)}[\tau\tau^T] = \hat{\mathcal{I}}^{-1} + O_p(N^{-1})$, and $\mathbb{E}_{\mathbb{P}(\theta|X)}[\|\tau\|_2^3]$ is bounded with probability approaching one. Combining these facts gives

$$\begin{aligned} \psi(x_n) &= N \text{Cov}_{\mathbb{P}(\theta|X)}(\theta, \ell(x_n|\theta)) && \text{(Definition 2)} \\ &= N \mathbb{E}_{\mathbb{P}(\theta|X)}\left[(\theta - \hat{\theta})(\ell(x_n|\theta) - \ell(x_n|\hat{\theta}))\right] + O_p(N^{-2}) && \text{(BCLT)} \\ &= \mathbb{E}_{\mathbb{P}(\theta|X)}\left[\tau\tau^T\right]\ell_{(1)}(x_n|\hat{\theta}) + O_p(N^{-3/2}) && \text{(Taylor series)} \\ &= \hat{\mathcal{I}}^{-1}\ell_{(1)}(x_n|\hat{\theta}) + O_p(N^{-1}). && \text{(BCLT)} \end{aligned} \tag{2}$$

The result of Eq. 2 holds with high probability for any particular x_n . However, the IJ covariance consists of the sample covariance of $\psi(x_n)$, and so depends on *every* $\psi(x_n) : n \in [N]$, some of which may be pathologically behaved, especially under misspecification. However, if the chain of approximations in Eq. 2 hold uniformly (in a sense which we analyze precisely below), then Eq. 2 implies the asymptotic equivalence of V^{IJ} and V^g :

$$\psi(x_n) \approx \hat{\mathcal{I}}^{-1}\ell_{(1)}(x_n|\hat{\theta}) \quad \Rightarrow \quad V^{\text{IJ}} = \frac{1}{N} \sum_{n=1}^N \psi_n \psi_n^T - \bar{\psi} \bar{\psi}^T \approx \hat{\mathcal{I}}^{-1} \hat{\Sigma} \hat{\mathcal{I}}^{-1}, \tag{3}$$

and we know that $\hat{\mathcal{I}}^{-1} \hat{\Sigma} \hat{\mathcal{I}}^{-1} = \hat{V}^g \xrightarrow[N \rightarrow \infty]{\text{prob}} V^g$.

The question, then, is whether the approximation Eq. 2 holds sufficiently strongly for us to apply the reasoning of Eq. 3, and what we will need is for the approximations provided by the BCLT hold with sufficient uniformity in the data, x_n . Recall that, by the classical BCLT, the chain of approximations in Eq. 2 hold for any *fixed* x_n . Correspondingly, in general, the error term hidden by the $O_p(N^{-1})$ term depends on x_n . However, in Eq. 3, we are implicitly averaging up the BCLT residuals and their squares over *all* the data points x_n . For this average to converge, we must provide reasonable conditions under which we can control the data dependence in which the BCLT residuals. It is to this task we now turn in the next section.

2.2 Consistency theorem

In this section, we formally state theoretical conditions under which the IJ covariance estimate is consistent in the finite-dimensional case. For the remainder of this section only, we assume that D_θ remains fixed as $N \rightarrow \infty$. Our assumptions will be slightly stronger than those required for a classical finite-dimensional Bayesian central limit theorem (BCLT) in order to control the data-dependence in the influence scores.

Several of our key assumptions take the form of *uniform laws of large numbers* (ULLNs), a concept which we make concrete in Definition 3. Typically, ULLNs require that the sample average $\frac{1}{N} \sum_{n=1}^N \phi(x_n, \theta)$ converge to $\mathbb{E}_{\mathbb{F}(x_0)} [\phi(x_n, \theta)]$ uniformly over θ in some compact set.

Definition 3. For $\delta > 0$, denote the δ -ball in θ as $B_\delta := \{\theta : \|\theta - \tilde{\theta}\|_2 \leq \delta\}$. We say a “uniform law of large numbers”, or “ULLN”, holds for a function $\phi(\theta, x_0)$ if, for some $\delta > 0$,

$$\sup_{\theta \in B_\delta} \left\| \frac{1}{N} \sum_{n=1}^N \phi(\theta, x_n) - \mathbb{E}_{\mathbb{F}(x_0)} [\phi(\theta, x_0)] \right\|_2 \xrightarrow[N \rightarrow \infty]{prob} 0,$$

where $\mathbb{E}_{\mathbb{F}(x_0)} [\phi(\theta, x_0)]$ is finite. ◀

In general, a ULLN requires that the set of functions $\{\theta \mapsto \phi(\theta, X) : \|\theta - \tilde{\theta}\|_2 < \delta\}$ be a “Glivenko-Cantelli class” with finite covering number (Van der Vaart 2000, Chapter 19, Vaart and Wellner 2013). A common condition for a uniform law of large numbers to hold is that $\phi(\theta, x_0)$ be dominated by an absolutely integrable function of x_0 alone in an open neighborhood of $\tilde{\theta}$.

Assumption 1. *We assume the following conditions on the model.*

1. *The dimension of θ stays fixed as N changes.*
2. *The prior $\pi(\theta)$ is four times continuously differentiable in a neighborhood of $\tilde{\theta}$, and is non-zero for all $\theta \in \Omega_\theta$.*
3. *The prior is proper.*⁴
4. *The functions $\mathcal{L}(\theta)$ and $\theta \mapsto \ell(x_0|\theta)$ and are four times continuously differentiable in a neighborhood of $\tilde{\theta}$, and the interchange of partial differentiation with respect to θ and expectations with respect to $X \stackrel{iid}{\sim} \mathbb{F}$ is justified.*

⁴Since our analysis is asymptotic, this assumption on the prior can be replaced by the assumption that they hold for the posterior after some finite number of observations, which would then be incorporated into a “prior” for the remaining, unboundedly large number of observations.

5. There exists a function $M(x_0)$ and a $\delta_{LLN} > 0$ such that

$$\left\| \sup_{\theta \in B_{\delta_{LLN}}} \ell_{(4)}(x_0|\theta) \right\|_2 \leq M(x_0) \quad \text{and} \quad \mathbb{E}_{\mathbb{P}(x_0)} [M(x_0)^2] < \infty.$$

6. The log likelihood has a strict optimum in the following sense:

- A unique maximum $\tilde{\theta} = \operatorname{argmax}_{\theta \in \Omega_\theta} \mathcal{L}(\theta)$ exists.
- The matrix \mathcal{I} is positive definite.
- For any $\delta > 0$, with probability approaching one as $N \rightarrow \infty$,

$$\sup_{\theta: \Omega_\theta \setminus B_\delta} \left(\frac{1}{N} \sum_{n=1}^N \ell(x_n|\tilde{\theta}) - \frac{1}{N} \sum_{n=1}^N \ell(x_n|\theta) \right) > 0.$$

Under Assumption 1 Item 5, a ULLN will apply to $\ell_{(k)}(x_n|\theta)$ for $k \in \{0, 1, 2, 3\}$ (see a proof in Lemma 3 of Appendix A.2).

Under Assumption 1, a BCLT will apply in total variation distance by classical results, but we will require a stronger result to analyze the IJ covariance. To analyze the IJ covariance, we will need a BCLT for the influence scores, i.e., for expectations of functions which may depend on a datapoint. Moreover, since the IJ covariance itself depends on many such expectations (namely, $\mathbb{E}_{\mathbb{P}(\theta|X)} [g(\theta)]$, $\mathbb{E}_{\mathbb{P}(\theta|X)} [\ell(x_n|\theta)]$, and $\mathbb{E}_{\mathbb{P}(\theta|X)} [g(\theta)\ell(x_n|\theta)]$ for each $n \in [N]$), we will need to control how the BCLT depends on the data.

The following Definition 6 captures sufficient regularity conditions for such a uniform BCLT.

Definition 4. A function of θ , $\phi(\theta)$, is “ K -th order BCLT-okay” if

1. The prior expectation $\mathbb{E}_{\pi(\theta)} [\|\phi(\theta)\|_2]$ is finite.⁵
2. The map $\theta \mapsto \phi(\theta)$ is K times continuously differentiable.

◀

Assumption 1 and Definition 4 are sufficient (indeed, stronger than necessary) to prove a classical FCLT, which we now state in Proposition 1. Proposition 1 implies that our target covariance is the delta method sandwich covariance $V^g = g_{(1)}(\tilde{\theta})\mathcal{I}^{-1}\Sigma\mathcal{I}^{-1}g_{(1)}(\tilde{\theta})^T$.

Proposition 1. (Van der Vaart 2000, Chapter 7) Let Assumption 1 hold, and assume that $g(\theta)$ is third-order BCLT-okay. Then $\hat{\theta} \xrightarrow[N \rightarrow \infty]{\text{prob}} \tilde{\theta}$, and a misspecified FCLT applies in the following sense:

$$\sqrt{N} \left(g(\hat{\theta}) - g(\tilde{\theta}) \right) \xrightarrow[N \rightarrow \infty]{\text{dist}} \mathcal{N}(0, V^g) \quad \text{where} \quad V^g = g_{(1)}(\tilde{\theta})\mathcal{I}^{-1}\Sigma\mathcal{I}^{-1}g_{(1)}(\tilde{\theta})^\top.$$

⁵As in Assumption 1, these assumptions may alternatively be taken to hold almost surely after some finite number of observations without affecting the asymptotic results.

Proof sketch (full proof in Appendix B.1): Proposition 1 is only a minor variation of the classical proof of asymptotic normality of the maximum likelihood estimator, accounting for the possibility that, under misspecification, we may have $\mathcal{I}^{-1} \neq \Sigma$. Proposition 1 is proven under weaker conditions than ours in, for example, Van der Vaart 2000, Chapter 7. In Appendix B.1 we include our own proof under our stated conditions for completeness. \square

In order to analyze the limiting behavior V^{IJ} , we must analyze the behavior of expectations of functions of the data, showing that we can sum the BCLT residual over datapoints. Additionally, in Section 3.1 below, we will need to sum the BCLT residual over pairs of datapoints. In order to state and prove a BCLT that accommodates, both needs, we now introduce a general notation for sums over sets of datapoints.

Definition 5. Let \mathcal{S} denote a set of sets of data indices, where each member $s \in \mathcal{S}$ has the same cardinality, and for $s \in \mathcal{S}$, let X_s denote the set of corresponding datapoints. We write $\phi(X_s)$ for a function that depends on $|s|$ datapoints. For example, if $\mathcal{S} = \{1, \dots, N\} =: [N]$, then $X_s = x_s$, and $\frac{1}{|\mathcal{S}|} \sum_{s \in \mathcal{S}} \phi(X_s) = \frac{1}{N} \sum_{n=1}^N \phi(x_n)$. Similarly, if $\mathcal{S} = [N] \times [N]$, then $X_s = (x_{s_1}, x_{s_2})$, and $\frac{1}{|\mathcal{S}|} \sum_{s \in \mathcal{S}} \phi(X_s) = \frac{1}{N^2} \sum_{n=1}^N \sum_{m=1}^N \phi(x_n, x_m)$. \blacktriangleleft

Although $\mathcal{S} = [N]$ and $\mathcal{S} = [N] \times [N]$ will be the only examples of \mathcal{S} we will use in the present paper, we will keep the notation general.

Definition 6. For an index set \mathcal{S} , a data-dependent function $\phi(\theta, X_s)$ is K -th order BCLT-okay if, for each $k = 1, \dots, K$,

1. $\theta \mapsto \phi_{(k)}(\theta, X_s)$ is BCLT-okay \mathbb{F} -almost surely
2. $\frac{1}{|\mathcal{S}|} \sum_{s \in \mathcal{S}} \mathbb{E}_{\pi(\theta)} \left[\|\phi(\theta, X_s)\|_2^2 \right] = O_p(1)$.
3. For some $\delta > 0$, $\sup_{\theta \in B_\delta} \frac{1}{|\mathcal{S}|} \sum_{s \in \mathcal{S}} \|\phi_{(k)}(\theta, X_s)\|_2^2 = O_p(1)$.

\blacktriangleleft

Using these assumptions, we can state a BCLT with control over a data-dependent residual. The following theorem is our primary technical contribution; from it, all our consistency results will follow directly.

Theorem 1. *Let Assumption 1 hold, and assume that $\phi(\theta, X_s)$ is third-order BCLT-okay for an index set \mathcal{S} . Let \hat{M} denote the $D_\theta \times D_\theta \times D_\theta \times D_\theta$ array of fourth moments of the Gaussian distribution $\mathcal{N}(0, \hat{\mathcal{I}}^{-1})$. With \mathbb{F} -probability approaching one, for each $s \in \mathcal{S}$,*

$$\begin{aligned} \mathbb{E}_{\mathbb{P}(\theta|X)} [\phi(\theta, X_s)] - \phi(\hat{\theta}, X_s) &= N^{-1} \left(\frac{1}{2} \phi_{(2)}(\hat{\theta}, X_s) \hat{\mathcal{I}}^{-1} + \frac{1}{6} \phi_{(1)}(\hat{\theta}, X_s) \hat{\mathcal{L}}_{(3)}(\hat{\theta}) \hat{M} \right) + \\ &\quad \tilde{O}(N^{-2}) \mathcal{R}_\phi(X_s), \end{aligned} \tag{4}$$

where $\frac{1}{|\mathcal{S}|} \sum_{s \in \mathcal{S}} \mathcal{R}_\phi(X_s)^2 = O_p(1)$.

In Eq. 4, $\mathcal{R}_\phi(X_s)$ is a scalar to be repeated componentwise, and derivatives with respect to θ are summed against the indices of the Gaussian arrays.⁶

Proof sketch (full proof in Appendix B): Our proof of Theorem 1 follows other classical proofs of the BCLT (e.g. Ghosh and Ramamoorthi 2003, Theorem 1.4.2) by dividing Ω_θ into three regions, only one of which — a shrinking ball centered at $\hat{\theta}$ — contributes leading order terms to the posterior expectation. Within this dominant shrinking ball, we can Taylor expand the posterior integrals and collect terms to give the desired result. Our distinct contribution is to track the data dependence in the residual terms $\mathcal{R}_\phi(x_n)$ such that, when $\phi(\theta, X_s)$ is third-order BCLT-okay, the residual is square summable with \mathbb{F} -probability approaching one.

Specifically Theorem 1 follows from Lemma 12, which establishes the expansion above with an explicit, non-stochastic expression for the residual $\mathcal{R}_\phi(X_s)$, and Lemma 15, which shows that $\mathcal{R}_\phi(X_s)$ is square-summable. \square

The limiting frequentist distribution of $\mathbb{E}_{\mathbb{P}(\theta|X)}[g(\theta)]$ under misspecification, proven under weaker conditions than ours in Van der Vaart 2000, Theorem 10.8, follows from Theorem 1. We state and prove the result here, since it establishes the estimand which the IJ covariance is targeting.

Corollary 1. (*Van der Vaart 2000, Theorem 10.8*) *Let Assumption 1 hold, and assume that $g(\theta)$ is third-order BCLT-okay. Then*

$$\sqrt{N} \left(\mathbb{E}_{\mathbb{P}(\theta|X)}[g(\theta)] - g(\hat{\theta}) \right) \xrightarrow[N \rightarrow \infty]{dist} \mathcal{N}(0, V^g).$$

Proof. Under Assumption 1 and Definition 4, $g_{(1)}(\hat{\theta})$, $\hat{\mathcal{I}}$, and $\hat{\mathcal{L}}_{(3)}(\hat{\theta})$ are all $O_p(1)$. (See Lemma 5 in Appendix B.) By Theorem 1 we thus have,

$$\sqrt{N} \left(\mathbb{E}_{\mathbb{P}(\theta|X)}[g(\theta)] - g(\hat{\theta}) \right) = \sqrt{N} \left(g(\hat{\theta}) - g(\hat{\theta}) \right) + O_p(N^{-1/2}),$$

The distributional limit then follows from Proposition 1 and Slutsky's theorem. \square

⁶Although a slight abuse of notation, these simple conventions avoid a tedious thicket of indicial sums. Concretely, we mean that

$$\begin{aligned} \phi_{(2)}(\hat{\theta}, X_s) \hat{\mathcal{I}}^{-1} &= \sum_{a,b=1}^{D_\theta} \frac{\partial^2 \phi(\theta, X_s)}{\partial \theta_a \partial \theta_b} \Big|_{\hat{\theta}} (\hat{\mathcal{I}}^{-1})_{ab} \\ \phi_{(1)}(\hat{\theta}, X_s) \hat{\mathcal{L}}_{(3)}(\hat{\theta}) \hat{M} &= \sum_{a,b,c,d=1}^{D_\theta} \frac{\partial \phi(\theta, X_s)}{\partial \theta_a} \Big|_{\hat{\theta}} \frac{\partial^3 \mathcal{L}(\theta)}{\partial \theta_b \partial \theta_c \partial \theta_d} \Big|_{\hat{\theta}} \hat{M}_{abcd} \end{aligned}$$

each of which is a vector expression of the same length as $\phi(\theta, X_s)$. The term $\mathcal{R}_\phi(X_s)$ Eq. 4 should be thought of as a vector of the same length as $\phi(\theta, X_s)$ with the scalar $\mathcal{R}_\phi(X_s)$ in each entry.

Our main result, the consistency of V^{IJ} , is then a consequence of Theorem 1 and Corollary 1.

Theorem 2. *Assume that the functions $g(\theta)$, $\ell(x_0|\theta)$, and $g(\theta)\ell(x_0|\theta)$ are all third-order BCLT-okay for $\mathcal{S} = [N]$, and let Assumption 1 hold. Then the infinitesimal jackknife variance estimate is consistent. Specifically,*

$$V^{\text{IJ}} = \hat{V}^{\text{MAP}} + \tilde{O}_p(N^{-1}) \xrightarrow[N \rightarrow \infty]{\text{prob}} V^g.$$

Proof. We can re-arrange the covariance in the definition of ψ_n as the product of terms centered at $\hat{\theta}$:

$$\begin{aligned} \psi_n = N \mathbb{E}_{\mathbb{P}(\theta|X)} & \left[(g(\theta) - g(\hat{\theta}))(\ell(x_n|\theta) - \ell(x_n|\hat{\theta})) \right] - \\ & 2N \left(g(\hat{\theta}) - \mathbb{E}_{\mathbb{P}(\theta|X)} [g(\theta)] \right) \left(\ell(x_n|\hat{\theta}) - \mathbb{E}_{\mathbb{P}(\theta|X)} [\ell(x_n|\theta)] \right). \end{aligned}$$

Apply Theorem 1 three times, with $\phi_g(\theta) := g(\theta)$, $\phi_\ell(\theta, x_n) := \ell(x_n|\theta)$, and $\phi_{\ell g}(\theta, x_n) := (g(\theta) - g(\hat{\theta}))(\ell(x_n|\theta) - \ell(x_n|\hat{\theta}))$, all of which are third-order BCLT-okay by assumption. Let the residuals be denoted as \mathcal{R}_g (with no x_n dependence), $\mathcal{R}_\ell(x_n)$, and $\mathcal{R}_{\ell g}(x_n)$, respectively. Note that the first derivative of $\theta \mapsto \phi_{\ell g}(\theta, x_n)$ is zero at $\hat{\theta}$.

Write the leading term in the expansion of $\phi_\ell(\theta, x_n)$ as

$$L(x_n) := \frac{1}{2} \ell_{(2)}(\hat{\theta}, x_n) \hat{\mathcal{I}}^{-1} + \frac{1}{6} \ell_{(1)}(\hat{\theta}, x_n) \hat{\mathcal{L}}_{(3)}(\hat{\theta}) \hat{M}.$$

Under Assumption 1, $\hat{\theta} \xrightarrow[N \rightarrow \infty]{\text{prob}} \tilde{\theta}$ and $\hat{\mathcal{I}}^{-1}$ has bounded operator norm with probability approaching one (Proposition 1). These facts imply that $\frac{1}{N} \sum_{n=1}^N \|L(x_n)\|_2^2 = O_p(1)$ by Cauchy-Schwarz and a ULLN (Assumption 1 Item 5 and Lemma 3).

Then Theorem 1, together with the fact that $\hat{\theta} = O_p(1)$ and $g(\theta)$ is continuous, gives

$$\begin{aligned} \psi_n &= g_{(1)}(\hat{\theta}) \hat{\mathcal{I}} \ell_{(1)}(x_n|\hat{\theta}) + \tilde{O}(N^{-1}) \mathcal{R}_{\ell g}(x_n) + \\ & N \left(O_p(N^{-1}) L(x_n) + \tilde{O}_p(N^{-2}) \mathcal{R}_\ell(x_n) \right) \left(O_p(N^{-1}) + \tilde{O}_p(N^{-2}) \mathcal{R}_g \right) \\ &= g_{(1)}(\hat{\theta}) \hat{\mathcal{I}} \ell_{(1)}(x_n|\hat{\theta}) + \\ & \tilde{O}(N^{-1}) (\mathcal{R}_{\ell g}(x_n) + L(x_n) + \mathcal{R}_g L(x_n) + \mathcal{R}_\ell(x_n) + \mathcal{R}_\ell(x_n) \mathcal{R}_g). \end{aligned}$$

In the final line, we have combined lower orders into the $O_p(N^{-1})$ term for conciseness of expression.

We now show that the sums of the squares of the residuals in the preceding display go to zero. By Theorem 1, each of $\frac{1}{N} \sum_{n=1}^N \mathcal{R}_\ell(x_n)^2$, and $\frac{1}{N} \sum_{n=1}^N \mathcal{R}_{\ell g}(x_n)^2$ are $O_p(1)$. Similarly, $\frac{1}{N} \sum_{n=1}^N \left\| \hat{\mathcal{I}}^{-1} \ell_{(1)}(x_n|\hat{\theta}) \right\|_2^2 = O_p(1)$ by a ULLN and the boundedness of the operator norm of $\hat{\mathcal{I}}^{-1}$. By Cauchy-Schwartz, we then have $\frac{1}{N} \sum_{n=1}^N g_{(1)}(\hat{\theta})^\top \hat{\mathcal{I}}^{-1} \ell_{(1)}(x_n|\hat{\theta}) \mathcal{R}_\psi(x_n) = O_p(1)$.

By repeated application of Cauchy-Schwartz, we can thus sum ψ_n and $\psi_n \psi_n^\top$ to get

$$\begin{aligned} \sum_{n=1}^N \psi_n &= g_{(1)}(\hat{\theta}) \hat{\mathcal{I}} \sum_{n=1}^N \ell_{(1)}(x_n | \hat{\theta}) + \tilde{O}_p(N^{-1}) = \tilde{O}_p(N^{-1}) \\ \frac{1}{N} \sum_{n=1}^N \psi_n \psi_n^\top &= g_{(1)}(\hat{\theta}) \hat{\mathcal{I}}^{-1} \hat{\Sigma} \hat{\mathcal{I}}^{-1} g_{(1)}(\hat{\theta})^\top + \tilde{O}_p(N^{-1}) = \hat{V}^{\text{MAP}} + \tilde{O}_p(N^{-1}). \end{aligned}$$

Consistency of V^{IJ} then follows from Corollary 1. \square

3 High-dimensional global-local models

We now turn to “global-local” models: a high-dimensional case with $\theta = (\gamma, \lambda)$, where γ ’s dimension is fixed, and the dimension of λ grows with N . Arguably, this case is more realistic for applications of MCMC than the finite-dimensional case, since global-local marginal posteriors $\mathbb{P}(\gamma|X)$ typically involve an intractable integral over the latent variables, which is approximated using MCMC.

We will operate under the assumption that the marginal posterior $\mathbb{P}(\gamma|X)$ “concentrates,” but the posterior $\mathbb{P}(\lambda|X)$ does not, where by “concentrates” we mean “converges in probability to a point as $N \rightarrow \infty$.” In other words, as we get more data, we become arbitrarily certain about the value of γ , but the posterior uncertainty about λ never disappears. More specifically, for large N , we will essentially assume that the marginal posterior $\mathbb{P}(\gamma|X)$ is approximately proportional to $\exp(N \hat{\mathcal{L}}(\gamma))$ for some function $\hat{\mathcal{L}}(\gamma)$ that depends on the data converges in probability to a limiting function $\mathcal{L}(\gamma)$ as $N \rightarrow \infty$ (see Definition 7 below for a precise statement of what we assume).

However, unlike in the finite-dimensional case, $\hat{\mathcal{L}}(\gamma)$ will, in general, not be a simple sum of contributions from each datapoint, due to the marginalization over λ . Correspondingly, there may be no simple relationship between the sampling distribution of X and the sampling variability of $\hat{\gamma} := \arg\max \hat{\mathcal{L}}(\gamma)$. Recall that, in the finite-dimensional case, we proved the consistency of the IJ covariance by proving that it was asymptotically equal to the sandwich estimator of the MAP estimate. In the high-dimensional case we have no such recourse, and turn instead to a different method of analysis: the von Mises expansion.

A von Mises expansion analyzes the asymptotic behavior of statistics by first expressing the statistic of interest — in our case, $\mathbb{E}_{\mathbb{P}(\gamma|X)}[g(\gamma)]$ — as a functional of the distribution function and then forming a Taylor expansion in the space of distribution functions. This Taylor expansion is known as a “von Mises expansion.” For an introduction to von Mises calculus, see Chapter 6 of Serfling 1980.

We will begin by using a von Mises expansion to re-prove the consistency of the IJ covariance in finite-dimensions under slightly stronger assumptions than the results of Section 2.2. By doing so, we will both illustrate our method of

forming von Mises expansions of Bayesian posteriors, and show that von Mises expansions are capable of proving the consistency of the IJ covariance. We will then prove a negative result for global-local models, which is that, in general, the IJ covariance estimates are inconsistent when the local conditional posterior $\mathbb{P}(\lambda|X, \gamma)$ does not concentrate asymptotically, even when the marginal posterior $\mathbb{P}(\gamma|X)$ does concentrate. We will prove this negative result by counterexample using a particular tractable class of “nested” global-local models, described in Example 1 below, but the failure can be seen to be general.

However, our negative results have a silver lining, which is that we expect the error in the IJ covariance estimates to be *quantitatively small* when the variance of the local conditional posterior $\mathbb{P}(\lambda|X, \gamma)$ is itself quantitatively small, even if not perfectly concentrated asymptotically. Though we will only argue this point heuristically, we believe that these arguments for the usefulness of the IJ covariance in the presence of approximate concentration of $\mathbb{P}(\lambda|X, \gamma)$ support and are supported by our experimental results of Section 4 below, and are a promising subject for future study.

It will be useful to begin this section with a motivating example that captures much of the intuition about why we care about global-local models, and particularly about frequentist variability under the exchangeability assumption. We will use this example both to motivate the problem in the simplest possible setting and also to have access to ground truth via simulation. In Section 4 we will consider more realistic — and intractable — examples.

Example 1. (Nested random effects.) We will use the following simple example throughout this section. Suppose that $\lambda = (\lambda_1, \dots, \lambda_G)$, where $\lambda_g \in \mathbb{R}$ ($D_\lambda = G$). Suppose also for notational simplicity that $\gamma \in \mathbb{R}$ ($D_\gamma = 1$). Let each datapoint $x_n = \{y_n, a_n\}$ consist of a response y_n and a random “group assignment” a_n , where $a_n = (a_{n1}, \dots, a_{nG})$ such that if the n -th observation belongs to group g then $a_{ng} = 1$ and the rest of the entries of a_n are zero. Assume that the groups are equiprobable, so that $\mathbb{E}_{\mathbb{P}(a_n)}[a_{ng}] = G^{-1}$. Let the model of the data from group g depend only on γ and λ_g , so that $\ell(x_n|\gamma, \lambda) = \sum_{g=1}^G a_{ng} \ell(y_n|\gamma, \lambda_g, a_{ng} = 1)$. Further, let the prior factorize as $\pi(\gamma, \lambda) = \pi(\gamma) \prod_{g=1}^G \pi(\lambda_g)$, so that the components of λ are independent *a posteriori* given γ . ◀

We will first introduce the von Mises expansion and use it to prove the consistency of the IJ in the finite-dimensional case in Section 3.1. In Section 3.2, we will show how the IJ covariance is inconsistent in the high-dimensional case, but still quantitatively accurate when the local variable posterior is quantitatively concentrated. In Section 3.3 we will discuss a connection between the von Mises expansion and the bootstrap which will help inform our experimental results of Section 4. Finally, in Section 3.4, we discuss some issues of how to interpret what notion of variability the IJ covariance is estimating.

Before proceeding, we make two notes on notation. First, throughout this section, we will restrict $g(\theta)$ to be a scalar-valued function ($D_g = 1$) for simplicity

of notation.⁷ Second, in the global-local case of Section 3.2, we will take derivative subscripts to represent partial derivatives with respect to γ only, rather than θ as in the rest of the paper. For example, we will take $\ell_{(1)}(x_0|\gamma, \lambda) = \frac{\partial \ell(x_0|\gamma, \lambda)}{\partial \gamma} \Big|_{\gamma}$ rather than as a derivative with respect to both γ and λ . All other derivatives conventions as described in Section 1.2 will still apply.

3.1 A von Mises expansion in finite dimensions

To compute a von Mises expansion to a Bayesian posterior, we must express posterior expectations as a functional of the data distribution. Let \mathbb{G} represent a generic (possibly signed) measure on a sigma algebra on the domain of a datapoint x_0 . We will assume without further comment that all needed quantities are measurable. Define the “generalized posterior” functional

$$T(\mathbb{G}, N) := \frac{\int g(\theta) \exp \left(N \int \ell(x_0|\theta) \mathbb{G}(dx_0) \right) \pi(\theta) d\theta}{\int \exp \left(N \int \ell(x_0|\theta) \mathbb{G}(dx_0) \right) \pi(\theta) d\theta}. \quad (5)$$

The definition Eq. 5 expresses the usual posterior expectation as a special case. Let \mathbb{F}_N denote the empirical measure, placing mass $1/N$ on each datapoint in X . Since $\int \ell(x_0|\theta) \mathbb{F}_N(dx_0) = \frac{1}{N} \sum_{n=1}^N \ell(x_n|\theta)$, we have that $T(\mathbb{F}_N, N) = \mathbb{E}_{\mathbb{P}(\theta|X)}[g(\theta)]$. Analogously, we will write $\mathbb{E}_{\mathbb{P}(\theta|\mathbb{G}, N)}[g(\theta)]$ for posterior expectations and covariances computed using the appropriate version of Eq. 5, possibly with alternative functions in place of $g(\theta)$.

Note that, as N grows, under sufficient regularity conditions, two things occur in the posterior expectation $T(\mathbb{F}_N, N)$. As N gets larger, $\mathbb{F}_N \rightarrow \mathbb{F}$ (as expressed by ULLNs in the present case), and the posterior concentrates as the the weight N given to the integral $\int \ell(x_0|\theta) \mathbb{F}_N(dx_0)$ grows. The definition Eq. 5 decouples these two phenomena, permitting expression of pseudo-posterior expectations such as $T(\mathbb{F}, N)$, which uses the limiting distribution \mathbb{F} , but the data weight N . The advantage of such a decomposition is that we can use ULLNs as $\mathbb{F}_N \rightarrow \mathbb{F}$ to deal with the data asymptotics, and treat the posterior integral’s asymptotics with the N dependence.

To form a von Mises expansion for $T(\mathbb{F}, N)$, one can parameterize a path between \mathbb{F}_N and \mathbb{F} with a family of distributions \mathbb{F}_N^t , indexed by $t \in [0, 1]$, such that \mathbb{F}_N^t equals \mathbb{F} when $t = 0$ and \mathbb{F}_N when $t = 1$. Then, for a fixed N , if the map

⁷In particular, this assumption will allow us to use the mean value theorem rather than the integral form of a Taylor series remainder, which is a considerable notational simplification.

3 HIGH-DIMENSIONAL GLOBAL-LOCAL MODELS

$t \mapsto T(t, N)$ is smooth, one can form the univariate Taylor series expansion:⁸

$$T(\mathbb{F}_N, N) = T(\mathbb{F}, N) + \left. \frac{\partial T(\mathbb{F}_N^t, N)}{\partial t} \right|_{t=0} + \mathcal{R}_T(\tilde{t}) \quad (6)$$

where $\mathcal{R}_T(\tilde{t}) := \frac{1}{2} \left. \frac{\partial^2 T(\mathbb{F}_N^t, N)}{\partial t^2} \right|_{t=\tilde{t}}$ for some $\tilde{t} \in [0, 1]$.

The advantage of Eq. 6 is that the first-order term is often simple, as we shall see shortly. If one can then show that the residual $\sqrt{N}\mathcal{R}_T(\tilde{t})$ converges to zero in probability, then the asymptotic behavior of $\sqrt{N}(T(\mathbb{F}_N, N) - T(\mathbb{F}, N))$ is determined only by the relatively simple first-order term.

We will now proceed to analyze $\mathbb{E}_{\mathbb{P}(\theta|X)}[g(\theta)]$ in the finite-dimensional case by:

1. Showing that $\sqrt{N} \left. \frac{\partial T(\mathbb{F}_N^t, N)}{\partial t} \right|_{t=0} = \frac{1}{\sqrt{N}} \sum_{n=1}^N \tilde{\psi}_n$ where $\tilde{\psi}_n \approx \psi_n$; and
2. Show that $\sup_{t \in [0,1]} \sqrt{N}\mathcal{R}_T(t) \xrightarrow[N \rightarrow \infty]{prob} 0$.

Our chosen parameterized path \mathbb{F}_N^t will allow us to use Theorem 1 for both these tasks. From these conclusions, we will have that

$$N^{1/2}(T(\mathbb{F}_N, N) - T(\mathbb{F}, N)) \approx N^{-1/2} \sum_{n=1}^N \tilde{\psi}_n \xrightarrow[N \rightarrow \infty]{dist} \mathcal{N}\left(0, \text{Cov}_{\mathbb{F}(x_0)}(\tilde{\psi}_0)\right),$$

with $V^{\text{IJ}} = \widehat{\text{Cov}}_{n \in [N]}(\psi_n) \xrightarrow[N \rightarrow \infty]{prob} \text{Cov}_{\mathbb{F}(x_0)}(\tilde{\psi}_0)$.

Again, the advantage of the von Mises expansion will be its capacity to analyze the high-dimensional global-local case. Below, in Section 3.2, we will see that both steps 1 and 2 fail in general for the high-dimensional global-local model: $\tilde{\psi}_n$ and ψ_n will differ, and $\sqrt{N}\mathcal{R}_T(t)$ will differ from zero, even as $N \rightarrow \infty$. However, the discrepancies in each case will be small when $\mathbb{P}(\lambda|X, \gamma)$ is small, which provides some justification for using the IJ covariance in practice. But to analyze the high-dimensional case, it will be instructive to first study the finite-dimensional case.

⁸One modern perspective on von Mises expansions separates the smoothness of the functional from probabilistic convergence of \mathbb{F}_N to \mathbb{F} . This approach is conceptually attractive, but requires careful justification of the series expansion and convergence in an appropriate Banach space which embeds both the empirical and limiting distribution functions (Reeds 1976; Fernholz 1983). We do not take this approach here. Rather, our approach to the von Mises expansion is more similar to the original work of von Mises 1947, in that we Taylor expand only along a path between the population and sampling distributions, without defining an embedding normed vector space. One may also use a von Mises expansion informally to motivate a particular estimator, and then study the estimator's error using other more bespoke methods (von Mises 1947, Van der Vaart 2000, Chapter 20, Serfling 1980, Chapter 6). In fact, this is what we have done in Theorem 2 above.

3.1.1 Step one: Parameterize a path between \mathbb{F} and \mathbb{F}_N .

First, we choose a parametric path between \mathbb{F} and \mathbb{F}_N . We will use the mixture distribution $\mathbb{F}_N^t := t\mathbb{F}_N + (1-t)\mathbb{F}$ for scalar $t \in [0, 1]$. Since the denominator of Eq. 5 is bounded away from zero for all $t \in [0, 1]$, the map $t \mapsto T(\mathbb{F}_N^t, N)$ is smooth, and we can form the expansion given in Eq. 6. An advantage of this parameterization is that, for a fixed t , we can apply Theorem 1 to $\mathbb{P}(\theta|\mathbb{F}_N^t, N)$ for a suitably chosen likelihood. Specifically, for a fixed t ,

$$\int \ell(x_0|\theta)\mathbb{F}_N^t(dx_0) = t\frac{1}{N} \sum_{n=1}^N \ell(x_n|\theta) + (1-t)\mathcal{L}(\theta) =: \frac{1}{N} \sum_{n=1}^N \ell(x_0|\theta, t)$$

where $\ell(x_0|\theta, t) := t\ell(x_0|\theta) + (1-t)\mathcal{L}(\theta)$.

For a fixed t , we can define the analogues of Definition 1 as

$$\hat{\mathcal{L}}(\theta|t) := t\hat{\mathcal{L}}(\theta) + (1-t)\mathcal{L}(\theta) \quad \text{and} \quad \hat{\theta}(t) := \underset{\theta \in \Omega_\theta}{\operatorname{argmax}} \hat{\mathcal{L}}(\theta|t),$$

and so on. Note that $\mathbb{E}_{\mathbb{F}(x_0)}[\ell(x_0|\theta, t)] = \mathcal{L}(\theta)$, so $\mathcal{L}(\theta)$ and its derived quantities need no t dependence. We then have the following lemma.

Lemma 1. *Assume that both $\ell(x_0|\theta)$ and $\mathcal{L}(\theta)$ satisfy the conditions of Assumption 1 and are K -th order BCLT-okay with index set $\mathcal{S} = [N]$. Then, for any $t \in [0, 1]$, $\ell(x_0|\theta, t)$ also satisfies Assumption 1 and is K -th order BCLT-okay for $\mathcal{S} = [N]$. Further, $\sup_{t \in [0, 1]} \hat{\theta}(t) \xrightarrow[N \rightarrow \infty]{\text{prob}} \tilde{\theta}$.*

Proof. Assumption 1 Items 1, 2 and 3 do not depend on the particular form $\ell(x_0|\theta, t)$, and Assumption 1 Items 4, 5 and 6 hold since $\ell(x_0|\theta, t)$ is a linear combination of $\ell(x_0|\theta)$ and $\mathcal{L}(\theta)$. Therefore Assumption 1 holds for $\ell(x_0|\theta, t)$.

Since D_θ is finite and remains fixed by Assumption 1,

$$\begin{aligned} \mathbb{E}_{\pi(\theta)} [\|\ell_{(k)}(x_0|\theta, t)\|_2] &\leq D_\theta \mathbb{E}_{\pi(\theta)} [\|\ell_{(k)}(x_0|\theta, t)\|_\infty] \\ &\leq \sqrt{D_\theta} \left(\mathbb{E}_{\pi(\theta)} [\|\ell_{(k)}(x_0|\theta)\|_\infty] + \mathbb{E}_{\pi(\theta)} [\|\mathcal{L}_{(k)}(\theta)\|_\infty] \right) < \infty, \end{aligned}$$

so Definition 4 Item 1 is satisfied. Definition 4 Item 2 is satisfied by linearity, and so Definition 6 Item 1 is also satisfied.

As above, we can write

$$\begin{aligned} \|t\ell_{(k)}(x_0|\theta) + (1-t)\mathcal{L}_{(k)}(\theta)\|_2^2 &\leq \\ D_\theta \left(\frac{1}{|\mathcal{S}|} \sum_{s \in \mathcal{S}} \|\ell_{(k)}(x_0|\theta)\|_\infty + \frac{1}{|\mathcal{S}|} \sum_{s \in \mathcal{S}} \|\mathcal{L}_{(k)}(\theta)\|_\infty \right), \end{aligned}$$

from which it follows that Definition 6 Items 2 and 3 are satisfied.

For the convergence of $\sup_{t \in [0,1]} \hat{\theta}(t)$, reason as in Lemma 4 to see that

$$\left\| \hat{\theta}(t) - \tilde{\theta} \right\|_2 \leq 2\lambda_{\mathcal{I}}^{-1} \left\| \hat{\mathcal{L}}_{(1)}(\tilde{\theta}|t) \right\|_2 = 2\lambda_{\mathcal{I}}^{-1} t \left\| \hat{\mathcal{L}}_{(1)}(\tilde{\theta}) \right\|_2 \xrightarrow[N \rightarrow \infty]{prob} 0.$$

□

Using Lemma 1, we can apply Theorem 1 to $\mathbb{P}(\theta|\mathbb{F}_N^t, N)$ with no modification other than to replace the finite-sample quantities of Definition 1 with their analogues for $\ell(x_0|\theta, t)$, which will depend on t but will converge to their population quantities uniformly in $t \in [0, 1]$.

3.1.2 Step two: Evaluate the first-order term in Eq. 6.

The first-order term in Eq. 6 will turn out to be closely related to our influence scores. By differentiating Eq. 5 with respect to the scalar t when $\mathbb{G} = \mathbb{F}_N^t$ (see Appendix A.3), we see that

$$\begin{aligned} \left. \frac{\partial T(\mathbb{F}_N^t, N)}{\partial t} \right|_{t=0} &= N \operatorname{Cov}_{\mathbb{P}(\theta|\mathbb{F}, N)} \left(g(\theta), \int \ell(x_0|\theta) (\mathbb{F}_N - \mathbb{F})(dx_0) \right) \\ &= N \operatorname{Cov}_{\mathbb{P}(\theta|\mathbb{F}, N)} \left(g(\theta), \frac{1}{N} \sum_{n=1}^N \left(\ell(x_n|\theta) - \mathbb{E}_{\mathbb{F}(x_0)} [\ell(x_0|\theta)] \right) \right) \\ &= \frac{1}{N} \sum_{n=1}^N \tilde{\psi}_n^{\infty} \quad \text{where} \\ \tilde{\psi}_n^{\infty} &:= N \operatorname{Cov}_{\mathbb{P}(\theta|\mathbb{F}, N)} (g(\theta), \underline{\ell}(x_n|\theta)) \quad \text{and} \\ \underline{\ell}(x_n|\theta) &:= \ell(x_n|\theta) - \mathbb{E}_{\mathbb{F}(x_0)} [\ell(x_0|\theta)]. \end{aligned}$$

The term $\tilde{\psi}_n^{\infty}$ is very nearly our influence score ψ_n ; the only difference is that $\tilde{\psi}_n^{\infty}$ is a covariance with respect to $\mathbb{P}(\theta|\mathbb{F}, N)$ instead of $\mathbb{P}(\theta|\mathbb{F}_N, N)$, and we use the centered $\underline{\ell}(x_n|\theta)$ in place of $\ell(x_n|\theta)$. Indeed, under conditions of Theorem 1, by Lemma 1 and the proof of Theorem 2,

$$\tilde{\psi}_n^{\infty} = g_{(1)}(\tilde{\theta}) \mathcal{I}^{-1} \underline{\ell}_{(1)}(x_n|\tilde{\theta}) + \tilde{O}_p(N^{-1}) = \psi_n + \tilde{O}_p(N^{-1}).$$

Note that the randomness in $\tilde{\psi}_n^{\infty}$ is due to the x_n term alone, unlike ψ_n , in which the posterior itself is also random. Since $\mathbb{E}_{\mathbb{F}(x_n)} [\tilde{\psi}_n^{\infty}] = \tilde{O}_p(N^{-1})$, by the ordinary

frequentist CLT,⁹

$$\frac{1}{\sqrt{N}} \sum_{n=1}^N \psi_n^\infty \xrightarrow[N \rightarrow \infty]{dist} \mathcal{N} \left(0, \text{Cov}_{\mathbb{F}(x_0)}(\psi_0^\infty) \right),$$

where $\text{Cov}_{\mathbb{F}(x_0)}(\psi_0^\infty) \xrightarrow[N \rightarrow \infty]{prob} V^g$. Since V^{IJ} consistently estimates V^g , V^{IJ} consistently estimates the variance of the limiting distribution of $\left. \frac{\partial T(\mathbb{F}_N^t, N)}{\partial t} \right|_{t=0}$. Therefore, the IJ covariance is consistent as long as the the residual $\sqrt{N} \mathcal{R}_T(t)$ in Eq. 6 converges to zero in probability, and we turn now to this residual.

3.1.3 Step three: Evaluate the residual $\mathcal{R}_T(t)$

Like the first derivative, the second can be computed by scalar differentiation with respect to t (see Appendix A.3). For the t at which the residual is evaluated, define the posterior centered quantities¹⁰

$$\bar{g}(\theta) := g(\theta) - \mathbb{E}_{\mathbb{P}(\theta|\mathbb{F}_N^t, N)}[g(\theta)] \quad \text{and} \quad \bar{\ell}(x_n|\theta) := \ell(x_n|\theta) - \mathbb{E}_{\mathbb{P}(\theta|\mathbb{F}_N^t, N)}[\ell(x_n|\theta)],$$

and the sampling-centered quantities

$$\underline{\ell}(x_n|\theta) := \ell(x_n|\theta) - \mathbb{E}_{\mathbb{F}(x_0)}[\ell(x_0|\theta)] \quad \text{and} \quad \bar{\ell}(x_0|\theta) := \bar{\ell}(x_0|\theta) - \mathbb{E}_{\mathbb{F}(x_0)}[\bar{\ell}(x_0|\theta)].$$

Then the second derivative is¹¹

$$\begin{aligned} \mathcal{R}_T(t) &= N^2 \mathbb{E}_{\mathbb{P}(\theta|\mathbb{F}_N^t, N)} \left[\bar{g}(\theta) \int \bar{\ell}(x_0|\theta)(\mathbb{F}_N - \mathbb{F})(dx_0) \int \bar{\ell}(x'_0|\theta)(\mathbb{F}_N - \mathbb{F})(dx'_0) \right] \\ &= \frac{1}{N^2} \sum_{n=1}^N \sum_{m=1}^N N^2 \mathbb{E}_{\mathbb{P}(\theta|\mathbb{F}_N^t, N)} [\bar{g}(\theta) \bar{\ell}(x_n|\theta) \bar{\ell}(x_m|\theta)] \Rightarrow \\ \sqrt{N} \mathcal{R}_T(t) &= \frac{1}{N^2} \sum_{n=1}^N \sum_{m=1}^N \tilde{h}(x_n, x_m) \quad \text{where} \\ \tilde{h}(x_n, x_m|t) &:= N^{5/2} \mathbb{E}_{\mathbb{P}(\theta|\mathbb{F}_N^t, N)} [\bar{g}(\theta) \bar{\ell}(x_n|\theta) \bar{\ell}(x_m|\theta)]. \end{aligned} \quad (7)$$

⁹Note that $\mathbb{E}_{\mathbb{F}(x_n)}[\psi_n] \neq 0$ in general due to the x_n dependence in the posterior. Since $\hat{\theta} - \bar{\theta} = O_p(N^{-1/2})$ in general, $\psi_n - \bar{\psi}_n = O_p(N^{-1/2})$ as well, so $\mathbb{E}_{\mathbb{F}(x_n)}[\psi_n]$ cannot be neglected when considering the limiting distribution of $N^{-1/2} \sum_{n=1}^N \psi_n$. It is for this reason that it is more convenient to form the Taylor series expansion around $t = 0$ and \mathbb{F} than around $t = 1$ and \mathbb{F}_N .

¹⁰Quantities with overbars depend on t , i.e., on the data distribution at which the derivative is evaluated, since posterior centering is at the corresponding \mathbb{F}_N^t . For compactness we suppress this dependence on t in the notation.

¹¹Note that the second derivative here is of the original posterior expectation, which is based on \mathbb{F}_N , but the derivative is evaluated at \mathbb{F}_N^t . Therefore the original $\ell(x_n|\theta)$ occurs inside the expectation (rather than $\ell(x_n|\theta, t)$), but the posterior expectation is with respect to \mathbb{F}_N^t , which is formed using $\ell(x_n|\theta, t)$.

We see that $\mathcal{R}_T(t)$ takes the form of a V-statistic, so named precisely because of its occurrence in von Mises expansions (Serfling 1980, Chapter 5). Note that, for fixed \mathbb{F}_N^t , $\mathbb{E}_{\mathbb{F}(x_n)} \left[\mathbb{E}_{\mathbb{F}(x_m)} \left[\tilde{h}(x_n, x_m|t) \right] \right] = 0$. We can thus study $\tilde{h}(x_n, x_m|t)$ in order to establish conditions under which $\sup_{t \in [0,1]} \sqrt{N} \mathcal{R}_T(t) \xrightarrow[N \rightarrow \infty]{prob} 0$, in which case the IJ covariance is consistent. Conversely, in conditions when the above V-statistic does not vanish, we expect the IJ covariance to be inconsistent in general.

The quantity $\tilde{h}(x_n, x_m|t)$ is a posterior expectation of a product of three quantities which are centered with respect to the integrating posterior $\mathbb{P}(\theta|\mathbb{F}_N^t, N)$. In general, we expect expectations of three centered quantities to converge to zero faster than to, i.e., faster than a covariance, a fact which we will prove using the following variant of Theorem 1.

Theorem 3. *Let Assumption 1 hold, and assume that $\phi(\theta, X_s)$ is fifth-order BCLT-okay for an index set \mathcal{S} . Further, assume that all of $\phi(\hat{\theta}, X_s)$, $\phi_{(1)}(\hat{\theta}, X_s)$, and $\phi_{(2)}(\hat{\theta}, X_s)$ are zero.¹² Let \hat{M}_4 denote the array of fourth moments and \hat{M}_6 the array of sixth moments of the Gaussian distribution $\mathcal{N}(0, \hat{\mathcal{I}}^{-1})$. With \mathbb{F} -probability approaching one, for each $s \in \mathcal{S}$,*

$$\mathbb{E}_{\mathbb{P}(\theta|X)} [\phi(\theta, X_s)] = N^{-2} \left(\frac{1}{36} \phi_{(3)}(\hat{\theta}, X_s) \hat{\mathcal{L}}_{(3)}(\hat{\theta}) \hat{M}_6 + \frac{1}{24} \phi_{(4)}(\hat{\theta}, X_s) \hat{M}_4 \right) + \tilde{O}(N^{-3}) \mathcal{R}_\phi(X_s),$$

where $\frac{1}{|\mathcal{S}|} \sum_{s \in \mathcal{S}} \mathcal{R}_\phi(X_s)^2 = O_p(1)$, and the moment arrays are summed against the partial derivatives as in Theorem 1.

Proof. The result follows from Taylor expanding ϕ as a function of $\tau = \sqrt{N}(\theta - \hat{\theta})$ to a higher order than in Theorem 1, but otherwise applying the same arguments. A proof is given in Appendix C.3. \square

With Theorem 3, we are now in a position to state formal conditions under which the von Mises expansion is able to reproduce the direct proof of the consistency of V^{IJ} in Theorem 2.

Assumption 2. *Assume that*

1. *The functions $g(\theta)$, $\ell(x_0|\theta)$, and $g(\theta)\ell(x_0|\theta)$ are all fifth-order BCLT-okay for $\mathcal{S} = [N]$.*
2. *The prior expectation $\mathbb{E}_{\pi(\hat{\theta})} \left[\|g(\theta)\|_2^2 \|\ell(x_n|\theta)\|_2^2 \|\ell(x_m|\theta)\|_2^2 \right]$ is finite \mathbb{F} -almost surely.*

¹²The assumption that the first two derivatives of ϕ are zero at $\hat{\theta}$ is not essential to the series expansion; this assumption simply eliminates a large number of unneeded terms while still sufficing to analyze $\mathcal{R}_T(t)$.

3. The dual sum $\frac{1}{N^2} \sum_{n=1}^N \sum_{m=1}^N \mathbb{E}_{\pi(\theta)} \left[\|g(\theta)\|_2^2 \ell(x_n|\theta)^2 \ell(x_m|\theta)^2 \right] = O_p(1)$.

Note that Assumption 2 is somewhat stronger than the assumptions of Theorem 2. In particular, we require five derivatives and additional regularity assumptions on the prior.

Theorem 4. *Let Assumptions 1 and 2 hold. Then $\sup_{t \in [0,1]} \sqrt{N} \mathcal{R}_T(t) \xrightarrow[N \rightarrow \infty]{prob} 0$ and so V^{IJ} is consistent.*

Proof sketch (full proof in Appendix C.4): We showed above that V^{IJ} is consistent under the conditions of Theorem 1 as long as $\sup_{t \in [0,1]} \sqrt{N} \mathcal{R}_T(t) \xrightarrow[N \rightarrow \infty]{prob} 0$, so that is all that remains to be shown.

As in the proof of Theorem 2, we write $\bar{g}(\theta) \bar{\ell}(x_n|\theta) \bar{\ell}(x_m|\theta)$ as a product of terms centered at $\hat{\theta}$. We then apply Theorems 1 and 3 to each resulting term, showing that each is of order N^{-2} . As a consequence, $\tilde{h}(x_n, x_m|t)$ can be written as a sum of products of derivatives of $\bar{g}(\theta)$ and $\bar{\ell}(x_n|\theta)$, all evaluated at $\hat{\theta}(t)$, times \sqrt{N} , plus a square summable residual that vanishes asymptotically.

Next we use the fact that $\sup_{t \in [0,1]} \hat{\theta}(t) \xrightarrow[N \rightarrow \infty]{prob} \tilde{\theta}$ to show that, with probability approaching one, each non-vanishing contribution to $\tilde{h}(x_n, x_m|t)$ is bounded in probability by a quantity of the form

$$\sup_{\theta \in B_\delta} \left\| \frac{1}{N} \sum_{n=1}^N \ell_{(k)}(x_n|\theta) \right\|_2 \xrightarrow[N \rightarrow \infty]{prob} 0,$$

where convergence to zero follows from $\mathbb{E}_{\mathbb{F}(x_n)} \left[\bar{\ell}_{(i)}(x_n|\hat{\theta}) \right] = 0$ by the interchange of expectation with respect to $\mathbb{F}(x_n)$ and differentiation with respect to θ , together with Lemma 3. \square

3.2 Failure of the von Mises expansion in high dimensions

We now turn to studying the von Mises expansion for high-dimensional global-local models. Let us briefly recap. Recall that we turned to von Mises expansions because, even when the marginal posterior of the global parameter $\mathbb{P}(\gamma|X) \propto \exp(N\hat{\mathcal{L}}(\gamma))$ for some $\hat{\mathcal{L}}(\gamma)$ converging to a deterministic $\mathcal{L}(\gamma)$, the sampling behavior of $\hat{\mathcal{L}}(\gamma)$ under \mathbb{F} may be complicated, since it may no longer be a sum of IID contributions after marginalization over λ . For this reason, the approach of Theorem 2 cannot be applied. As an alternative, we can form a von Mises expansion, an approach which we showed in Theorem 4 is also capable of proving consistency of the IJ covariances in the finite-dimensional case. The advantage of the von Mises expansion is that it can be applied to high-dimensional settings since it does not make explicit use of the sampling behavior of $\hat{\mathcal{L}}(\gamma)$. As in Section 3.1, the relevant quantities will all be posterior expectations under $\mathbb{P}(\gamma|X)$ which, again, can be studied using Theorems 1 and 3.

Two key results characterized our proof of consistency in finite dimensions:

1. The posteriors $\mathbb{P}(\theta|\mathbb{F}, N)$ and $\mathbb{P}(\theta|X)$ coincide asymptotically, so that $\psi_n \approx \tilde{\psi}_n^\infty$ and so $\widehat{\text{Cov}}_{n \in [N]}(\psi_n) \xrightarrow[N \rightarrow \infty]{prob} \text{Cov}_{\mathbb{F}\psi_0}^\infty(\psi_0)$.
2. The residual $\sqrt{N}\mathcal{R}_T(t) \xrightarrow[N \rightarrow \infty]{prob} 0$ uniformly in t , so that $\sqrt{N}(T(\mathbb{F}_N) - T(\mathbb{F}))$ is the same as $\frac{1}{\sqrt{N}} \sum_{n=1}^N \tilde{\psi}_n^\infty$ asymptotically.

However, we will find that neither of these two results obtain in high-dimensional global-local models, even when the marginal posterior $\mathbb{P}(\gamma|X)$ is asymptotically concentrated. Specifically, in high dimensions, in general:

1. $\mathbb{P}(\gamma|\mathbb{F}, N)$ does not coincide with $\mathbb{P}(\gamma|X)$, even as $N \rightarrow \infty$, so that ψ_n and $\tilde{\psi}_n^\infty$ converge to different constants, as do $\mathbb{E}_{\mathbb{P}(\gamma|\mathbb{F}, N)}[g(\gamma)]$ and $\mathbb{E}_{\mathbb{P}(\gamma|X)}[g(\gamma)]$.
2. The residual $\sqrt{N}\mathcal{R}_T(t)$ does not vanish as $N \rightarrow \infty$, so that $\sqrt{N}(T(\mathbb{F}_N) - T(\mathbb{F}))$ is not the same as $\frac{1}{\sqrt{N}} \sum_{n=1}^N \tilde{\psi}_n^\infty$, even asymptotically.

Of course, these two failure modes are related via Eq. 9. If $T(\mathbb{F}_N) - T(\mathbb{F})$ does not vanish as $N \rightarrow \infty$, the difference must be accounted for either in the influence scores or in the residual, typically in both.¹³

Although these results are negative, we also argue heuristically that, when the conditional posterior $\mathbb{P}(\lambda|X, \gamma)$ is itself not too dispersed, then the von Mises expansion holds approximately. We essentially argue that, even in asymptotic regimes where the spread of $\mathbb{P}(\lambda|X, \gamma)$ does not go to zero and the IJ is inconsistent, the IJ covariance will remain a useful if formally inconsistent estimate, particularly given its computational simplicity.

3.2.1 Concentration

It is unreasonable to expect asymptotic arguments to work when $\mathbb{P}(\gamma|X)$ does not concentrate sufficiently quickly at a single point as $N \rightarrow \infty$, but it is difficult, and beside our present purpose, to state useful general conditions for global-local models under which $\mathbb{P}(\gamma|X)$ concentrates. Instead, in Definition 7 below, we simply assume the features of Theorems 1 and 3 we needed to analyze the von Mises expansions without assuming how they arise.

Definition 7. We say that $\mathbb{P}(\gamma|X)$ “concentrates” if there exists quantities $\hat{\gamma} \xrightarrow[N \rightarrow \infty]{prob} \tilde{\gamma}^\infty$ and arrays $\hat{\mathcal{A}}_k$, all converging in probability to constants, such that,

¹³It is possible to form functionals in general for which $T(\mathbb{F}_N) - T(\mathbb{G})$ fails to vanish even when the residual vanishes for some \mathbb{G} . Consider, for example, a linear functional $T(\mathbb{G}) = \int x\mathbb{G}(dx)$ and a von Mises expansion around some distribution not equal to the true data-generating distribution. However, outside of such specially constructed cases, one would typically expect the residual term to account at least in part for asymptotic bias in $T(\mathbb{F}_N) - T(\mathbb{F})$.

for sufficiently regular $\phi(\gamma)$,

$$\begin{aligned} \mathbb{E}_{\mathbb{P}(\gamma|X)} [\phi(\gamma)] - \phi(\hat{\gamma}) &= N^{-1} \left(\hat{\mathcal{A}}_1 \phi_{(1)}(\hat{\gamma}) + \hat{\mathcal{A}}_2 \phi_{(2)}(\hat{\gamma}) \right) + \\ &\quad N^{-2} \left(\hat{\mathcal{A}}_3 \phi_{(3)}(\hat{\gamma}) + \hat{\mathcal{A}}_4 \phi_{(4)}(\hat{\gamma}) \right) + \tilde{O}_p(N^{-3}) \mathcal{R}_\phi. \end{aligned} \quad (8)$$

Further, when ϕ depends on x_n or on a pair x_n, x_m , we assume that

$$\frac{1}{N} \sum_{n=1}^N \mathcal{R}_\phi(x_n)^2 = O_p(1) \quad \frac{1}{N^2} \sum_{n=1}^N \sum_{m=1}^N \mathcal{R}_\phi(x_n, x_m)^2 = O_p(1).$$

◀

As in the proof of Theorem 1, we expect $\mathbb{P}(\gamma|X)$ to concentrate if there exists a smooth function $\mathcal{L}(\gamma)$, analogous to $\mathcal{L}(\theta)$ of Definition 1, such that

$$\int \mathbb{P}(\gamma, \lambda|X) d\lambda = \mathbb{P}(\gamma|X) \propto \exp(N\mathcal{L}(\gamma)) \quad \text{approximately, for large } N.$$

In such a case, Eq. 8 follows by a Taylor expansion of $\exp(N\mathcal{L}(\gamma))$ and $\phi(\gamma)$ in powers of $\sqrt{N}(\hat{\gamma} - \tilde{\gamma})$ and careful treatment of the residual. This is precisely how we proved Theorem 1 (specifically, see Lemma 11 of Appendix B). Outside special tractable cases (such as our recurring Example 1), the marginalization over λ means that convergence to a limiting function $\mathcal{L}(\gamma)$ cannot in general be established by a simple appeal to ULLNs as in Theorem 1.

Example 2. By considering sampling of the grouped datapoints, we can show that the nested random effects model of Example 1 concentrates according to Definition 7. To do so, we will rewrite the model and data generating process in terms of the groups rather than individual points. Define

$$\begin{aligned} z_g &:= \{x_n : n \in N_g\} \quad \text{where} \quad N_g := \{n : a_{ng} = 1\} \\ \ell(z_g|\gamma, \lambda_g) &:= \sum_{n \in N_g} \ell(y_n|\gamma, \lambda_g, a_{ng} = 1) \quad \text{and} \\ \ell(\gamma|z_g) &:= \log \int \exp(\ell(z_g|\gamma, \lambda_g)) \pi(\lambda_g) d\lambda_g. \end{aligned}$$

We will still write $X = \{z_1, \dots, z_G\}$, since the data is equivalent.

We can model the observations z_g as IID draws from $\mathbb{F}(z_g)$ where $|N_g|$ has a Poisson distribution with rate N/G , and $\mathbb{F}(z_g|N_g)$ draws $|N_g|$ responses $y_1, \dots, y_{|N_g|}$ from the group conditional distribution $\mathbb{F}(y_0|a_{0g} = 1)$. Additionally, let the log likelihood function $\gamma, \lambda_g \mapsto \ell(y_0|\gamma, \lambda_g, a_{0g} = 1)$ which may be different for each g , be drawn IID randomly, and let this log likelihood as well as the set N_g implicitly be included in $\mathbb{F}(z_g)$.

Drawing N IID observations from $\mathbb{F}(x_n)$ is then equivalent to drawing G IID observations from $\mathbb{F}(z_g)$ conditional on $\sum_{g=1}^G |N_g| = N$. Sampling from $\mathbb{F}(z_g)$ and $\mathbb{F}(x_n)$ is not equivalent, since N is random under $\mathbb{F}(z_g)$. However, for a particular N , $\mathbb{P}(\gamma|X)$ is formally the same whether the data is represented

as draws z_g or x_n , so the pointwise convergence of posterior expectations as $N \rightarrow \infty$ can be studied using either $\mathbb{F}(x_n)$ or $\mathbb{F}(z_n)$.

If we fix the average observations per group (i.e., the Poisson parameter of $|N_g|$ under $\mathbb{F}(z_g)$) and take $G \rightarrow \infty$, we expect $\mathbb{P}(\gamma|X)$ to concentrate at $\mathcal{L}(\gamma) = \mathbb{E}_{\mathbb{F}(z_g)} [\ell(\gamma|z_g)]$, where

$\mathbb{P}(\gamma|X) \propto \exp(G\mathcal{L}(\gamma)) \pi(\gamma)$ approximately for large G , where

$$\mathcal{L}(\gamma) = \mathbb{E}_{\mathbb{F}(z_g)} \left[\log \int \exp \left(\sum_{n=1}^{|N_g|} \ell(y_n|\gamma, \lambda_g, a_{ng} = 1) \right) \pi(\lambda_g) d\lambda_g \right]$$

by Theorems 1 and 3 applied to sampling from $\mathbb{F}(z_g)$. \blacktriangleleft

3.2.2 A von Mises expansion

We will begin by defining the terms in a von Mises expansion for global-local models. Analogously to Section 3.1, let us define $T(\mathbb{G}) := \mathbb{E}_{\mathbb{P}(\gamma, \lambda|\mathbb{G}, N)} [g(\gamma)]$, the difference from Eq. 5 being that we have restricted $g(\theta)$ to depend only on the “global” parameters γ . As before, $T(\mathbb{F}_N) = \mathbb{E}_{\mathbb{P}(\gamma, \lambda|X)} [g(\gamma)] = \mathbb{E}_{\mathbb{P}(\gamma|X)} [g(\gamma)]$, and we can form the series expansions as Eq. 6, giving

$$\begin{aligned} T(\mathbb{F}_N) - T(\mathbb{F}) &= \frac{1}{N} \sum_{n=1}^N \tilde{\psi}_n + \mathcal{R}_T(\tilde{t}) \quad \text{where} \\ \tilde{\psi}_n &:= \text{Cov}_{\mathbb{P}(\gamma|\mathbb{F}, N)} (g(\gamma), \ell(x_n|\gamma, \lambda)) = \mathbb{E}_{\mathbb{P}(\gamma|\mathbb{F}, N)} [\bar{g}(\gamma) \bar{\ell}(x_n|\gamma, \lambda)] \\ \mathcal{R}_T(t) &= \frac{1}{2} \frac{1}{N^2} \sum_{n=1}^N \sum_{m=1}^N N^2 \mathbb{E}_{\mathbb{P}(\gamma, \lambda|\mathbb{F}_N^t, N)} [\bar{g}(\gamma) \bar{\ell}(x_n|\gamma, \lambda) \bar{\ell}(x_m|\gamma, \lambda)]. \end{aligned} \tag{9}$$

3.2.3 $\mathbb{P}(\gamma|X)$ and $\mathbb{P}(\gamma|\mathbb{F}, N)$ do not coincide as $N \rightarrow \infty$

We first show that, in the case of Example 1, the difference between expectations with respect to $\mathbb{P}(\gamma|X)$ and $\mathbb{P}(\gamma|\mathbb{F}, N)$ does not vanish, even as $N \rightarrow \infty$. Though we discuss the specific case of Example 1 in detail because we can actually compute the limiting behavior of both $\mathbb{P}(\gamma|X)$ and $\mathbb{P}(\gamma|\mathbb{F}, N)$, the root cause of the problem can be seen to be general, which is that data expectations do not commute with log marginalization over λ . However, we show that as the conditional posterior $\mathbb{P}(\lambda|X, \gamma)$ concentrates, the difficulty vanishes.

Example 3. In the case of Example 1, the posterior $\mathbb{P}(\gamma|\mathbb{F}, N)$ is determined by the expectation $\mathbb{E}_{\mathbb{F}(x_0)} [\ell(x_0|\gamma, \lambda)]$, which can be re-arranged to give

$\mathbb{P}(\gamma|\mathbb{F}, N) \propto \exp(G\mathcal{L}_{\mathbb{F}}(\gamma)) \pi(\gamma)$ where

$$\mathcal{L}_{\mathbb{F}}(\gamma) := \frac{1}{G} \sum_{g=1}^G \log \int \exp \left(\frac{N}{G} \mathbb{E}_{\mathbb{F}(y_0|a_{0g}=1)} [\ell(y_0|\gamma, \lambda_g, a_{0g} = 1)] \right) \pi(\lambda_g) d\lambda_g.$$

Comparing $\mathcal{L}_{\mathbb{F}}(\gamma)$ with the true limiting distribution $\mathcal{L}(\gamma)$ given Example 2, we see that, in general, the functions $\mathcal{L}_{\mathbb{F}}(\gamma)$ and $\mathcal{L}(\gamma)$ are meaningfully different, even when $G, N \rightarrow \infty$. In particular, we expect $\text{argsup}_{\gamma} \mathcal{L}(\gamma) \neq \text{argsup}_{\gamma} \mathcal{L}_{\mathbb{F}}(\gamma)$, because expectation does not commute with the random effect marginalization. \blacktriangleleft

In the nested random effect case of Example 1 we can confirm directly that $\lim_{N \rightarrow \infty} T(\mathbb{F}_N) \neq T(\mathbb{F})$ and $\lim_{N \rightarrow \infty} \psi_n \neq \psi_n^{\infty}$, and so the IJ covariance can be expected to be inconsistent, even were the residual to vanish (which it does not — see Section 3.2.4 below).

In essence, the failure in Example 3 of $\mathbb{P}(\gamma|X)$ to coincide with $\mathbb{P}(\gamma|\mathbb{F}, N)$ is because the limiting behavior of $\mathbb{P}(\gamma|X)$ is determined by marginalizing over the random effects and then taking a data expectation, whereas $\mathbb{P}(\gamma|\mathbb{F}, N)$ first takes a data expectation, and then marginalizes over the random effects. That is, in a stylized form,

$$\mathbb{E}_{\mathbb{F}(x_0)} \left[\log \mathbb{E}_{\mathbb{P}(\lambda)} [\exp(f(x_0, \lambda))] \right] \neq \log \mathbb{E}_{\mathbb{P}(\lambda)} \left[\exp \left(\mathbb{E}_{\mathbb{F}(x_0)} [f(x_0, \lambda)] \right) \right]. \quad (10)$$

Thus, because λ -marginalization and expectations do not commute, we expect the failure of $\mathbb{P}(\gamma|X)$ and $\mathbb{P}(\gamma|\mathbb{F}, N)$ to asymptotically coincide to be general.

However, the difference between the left and right hand sides of Eq. 10 disappears when the conditional posterior $\mathbb{P}(\lambda|X, \gamma)$ is concentrated. In particular, in the stylized form of Eq. 10, if $\mathbb{E}_{\mathbb{P}(\lambda)} [f(\lambda)] \approx f(\hat{\lambda})$, then the exponential and log cancel, and the inequality becomes an (approximate) equality. Heuristically, this suggests that, though $|\psi_n^{\infty} - \psi_n|$ may not go to zero when the dispersion of $\mathbb{P}(\lambda|X, \gamma)$ does not vanish, the difference may be practically small when the spread of $\mathbb{P}(\lambda|X, \gamma)$ is practically small.

3.2.4 The residual does not vanish

In this section, we show that, in the global-local model, the von Mises expansion residual $\mathcal{R}_T(t)$ does not vanish as $N \rightarrow \infty$, even though the influences scores ψ_n are themselves $O_p(1)$. We show these results to be a general property of the Tower property of expectations, and confirm the result in the specific case of Example 1. Again, we argue heuristically that the difficulty disappears as the conditional posterior $\mathbb{P}(\lambda|X, \gamma)$ concentrates.

The first and second derivatives in the von Mises expansion will be controlled by two key quantities:

$$\begin{aligned} \overline{\mathcal{K}}^{\ell}(x_n|\gamma) &:= \mathbb{E}_{\mathbb{P}(\lambda|X, \gamma)} [\underline{\ell}(x_n|\gamma, \lambda)] \\ \underline{\mathcal{K}}^{\ell\ell}(x_n, x_m|\gamma, t) &:= \mathbb{E}_{\mathbb{P}(\lambda|\mathbb{F}_N^t, N, \gamma)} [\underline{\ell}(x_n|\gamma, \lambda) \underline{\ell}(x_m|\gamma, \lambda)]. \end{aligned}$$

Specifically, the Tower property gives that

$$\begin{aligned}\psi_n &= N \mathbb{E}_{\mathbb{P}(\gamma|X)} \left[\bar{g}(\gamma) \bar{\mathcal{K}}^\ell(x_n|\gamma) \right] \quad \text{and} \\ \tilde{h}(x_n, x_m|t) &= N^{5/2} \mathbb{E}_{\mathbb{P}(\gamma|\mathbb{F}_N^t, N)} \left[\bar{g}(\gamma) \mathcal{K}^{\ell\ell}(x_n, x_m|\gamma, t) \right].\end{aligned}$$

A few key properties of these quantities are helpful for understanding the asymptotic behavior of the von Mises expansion in global-local models.

- By Fubini's theorem, $\mathbb{E}_{\mathbb{F}(x_0)} \left[\bar{\mathcal{K}}^\ell(x_0|\gamma) \right] = 0 = \mathbb{E}_{\mathbb{F}(x_n)\mathbb{F}(x_m)} \left[\mathcal{K}^{\ell\ell}(x_n, x_m|\gamma, t) \right]$.
- By the Tower property, $\mathbb{E}_{\mathbb{P}(\gamma|\mathbb{F}_N^t, N)} \left[\bar{\mathcal{K}}^\ell(x_n|\gamma) \right] = 0$. It follows by Definition 7 that $\bar{\mathcal{K}}^\ell(x_n|\hat{\gamma}(t)) = O_p(N^{-1})$.
- Since the posterior centering is fixed, in general the derivatives $\mathbb{E}_{\mathbb{P}(\gamma|X)} \left[\mathcal{K}_{(k)}^\ell(x_n|\gamma) \right] \neq 0$ for $k \geq 1$. Correspondingly, $\mathbb{E}_{\mathbb{P}(\gamma|X)} \left[\mathcal{K}_{(k)}^\ell(x_n|\hat{\gamma}) \right]$ does not, in general, converge to zero.

As in the finite-dimensional case, we see that the influence score takes the form of N times a posterior covariance. When $\mathbb{P}(\gamma|X)$ concentrates as in Definition 7, by the same reasoning as in the proof of Theorem 2, for a typical datapoint x_n ,

$$\psi_n = \hat{\mathcal{A}}_{2g(1)}(\hat{\gamma}) \mathcal{K}_{(1)}^\ell(x_n|\hat{\gamma}) + O_p(N^{-1}) = O_p(1).$$

Thus, the influence scores of a typical datapoint do not diverge as $N \rightarrow \infty$.¹⁴ If we additionally assume that the entries of $\mathcal{K}_{(1)}^\ell(x_0|\tilde{\gamma})$ are square integrable under $\mathbb{F}(x_0)$, then we expect $N^{-1/2} \sum_{n=1}^N \psi_n$ to obey a FCLT as well. Of course, as show in the previous section, we expect that $|\psi_n - \tilde{\psi}_n|$ does not go to zero, since ψ_n are evaluated at \mathbb{F}_N and $\tilde{\psi}_n$ are evaluated at \mathbb{F} , and $\mathbb{P}(\gamma|X)$ and $\mathbb{P}(\gamma|\mathbb{F}, N)$ do not, in general, concentrate at the same location asymptotically.

While the influence score is governed by $\bar{\mathcal{K}}^\ell(x_n|\gamma)$, the residual is governed by $\mathcal{K}^{\ell\ell}(x_n, x_m|\gamma)$. Marginally, $\mathbb{E}_{\mathbb{P}(\gamma|\mathbb{F}_N^t, N)} \left[\mathcal{K}^{\ell\ell}(x_n, x_m|\gamma) \right] \neq 0$ is a posterior covariance involving λ , and does not, in general, go to zero. Correspondingly, $\mathcal{K}^{\ell\ell}(x_n, x_m|\hat{\gamma}(t))$ also does not go to zero. Similarly, the derivatives $\mathcal{K}_{(k)}^{\ell\ell}(x_n, x_m|\hat{\gamma}(t))$ do not, in general, go to zero. In fact, $\mathcal{K}^{\ell\ell}(x_n, x_m|\hat{\gamma})$ is asymptotically equivalent to a covariance with respect to $\mathbb{P}(\lambda|\mathbb{F}_N^t, N, \gamma)$, since we can write

$$\begin{aligned}\bar{\ell}(x_n|\gamma, \lambda) &= \ell(x_n|\gamma, \lambda) - \mathbb{E}_{\mathbb{P}(\gamma, \lambda|\mathbb{F}_N^t, N)} [\ell(x_n|\gamma, \lambda)] + \\ &\quad \mathbb{E}_{\mathbb{P}(\lambda|\mathbb{F}_N^t, N, \gamma)} [\ell(x_n|\gamma, \lambda)] - \mathbb{E}_{\mathbb{P}(\lambda|\mathbb{F}_N^t, N, \gamma)} [\ell(x_n|\gamma, \lambda)].\end{aligned}$$

¹⁴As in the finite-dimensional case, the extremal influence scores may of course diverge.

By Definition 7,

$$\mathbb{E}_{\mathbb{P}(\lambda|\mathbb{F}_N^t, N, \hat{\gamma}(t))} [\underline{\ell}(x_n|\hat{\gamma}(t), \lambda)] - \mathbb{E}_{\mathbb{P}(\gamma, \lambda|\mathbb{F}_N^t, N)} [\underline{\ell}(x_n|\gamma, \lambda)] = O_p(N^{-1}),$$

so

$$\underline{\mathcal{K}}^{\ell\ell}(x_n, x_m|\hat{\gamma}(t)) = \frac{\text{Cov}}{\mathbb{P}(\lambda|\mathbb{F}_N^t, N, \hat{\gamma}(t))} (\underline{\ell}(x_n|\hat{\gamma}(t), \lambda), \underline{\ell}(x_m|\hat{\gamma}(t), \lambda)) + O_p(N^{-1}). \quad (11)$$

Thus, under our assumption that $\mathbb{P}(\lambda|\mathbb{F}_N^t, N, \gamma)$ does not concentrate, we expect $\underline{\mathcal{K}}^{\ell\ell}(x_n, x_m|\gamma)$ and its derivatives to be non-degenerate random variables. In particular, we expect that, for $k \geq 0$, the variance

$$\text{Var}_{\mathbb{F}(x_n)\mathbb{F}(x_m)} \left(\underline{\mathcal{K}}_{(k)}^{\ell\ell}(x_n, x_m|\gamma) \right) \neq 0.$$

In this case, we expect $\sqrt{N}\mathcal{R}_t$ to diverge, as we now state formally.

Theorem 5. *When $\text{Var}_{\mathbb{F}(x_n)\mathbb{F}(x_m)} \left(\underline{\mathcal{K}}_{(1)}^{\ell\ell}(x_n, x_m|\gamma) \right)$ converges to a nonzero constant, then, in general, $\sqrt{N}\mathcal{R}_t = O_p(N^{1/2}) \xrightarrow[N \rightarrow \infty]{\text{prob}} \infty$ and the IJ covariance estimate is inconsistent.*

Proof sketch (full proof in Appendix C.5): Recall that $\sqrt{N}\mathcal{R}_t = \frac{1}{N^2} \sum_{n=1}^N \sum_{m=1}^N \tilde{h}(x_n, x_m)$

where $\tilde{h}(x_n, x_m) = N^{5/2} \mathbb{E}_{\mathbb{P}(\gamma|\mathbb{F}_N^t, N)} [\bar{g}(\gamma) \underline{\mathcal{K}}^{\ell\ell}(x_n, x_m|\gamma, t)]$. Using Definition 7,

$\mathbb{E}_{\mathbb{P}(\gamma|\mathbb{F}_N^t, N)} [\bar{g}(\gamma) \underline{\mathcal{K}}^{\ell\ell}(x_n, x_m|\gamma, t)]$ can be expressed as $O_p(N^{-1})$ times derivatives

of $\underline{\mathcal{K}}^{\ell\ell}(x_n, x_m|\gamma, t)$ evaluated at $\hat{\gamma}(t)$. Asymptotic concentration of V-statistics of the form given by our $\tilde{h}(x_n, x_m)$ contribute another factor of order N^{-1} (see Serfling 1980, Chapter 5, with the key result summarized in Appendix C.1). But

since $\text{Var}_{\mathbb{F}(x_n)\mathbb{F}(x_m)} \left(\underline{\mathcal{K}}_{(1)}^{\ell\ell}(x_n, x_m|\gamma, t) \right)$ remains bounded away from zero, a factor of $N^{1/2}$ remains. \square

In Appendix C.5 we include a more detailed analysis showing that, for our working Example 1, we expect $\text{Var}_{\mathbb{F}(x_n)\mathbb{F}(x_m)} \left(\underline{\mathcal{K}}_{(1)}^{\ell\ell}(x_n, x_m|\gamma) \right)$ to remain bounded away from zero, no matter how large G is. In fact, when $G \gg N$ in Example 1, each observation will belong to only one group with arbitrarily high probability, and yet $\sqrt{N}\mathcal{R}_t$ does not vanish. This shows that the failure of the von-Mises expansion in high dimensions is not due only to the possibility of repeated groups under sampling from \mathbb{F} .

When the local posterior $\mathbb{P}(\lambda|\mathbb{F}_N^t, N, \gamma)$ is approximately concentrated — i.e., its covariances are small if not vanishing — then by the decomposition Eq. 11 we expect the residual to be practically small. Indeed, if $\text{Var}_{\mathbb{F}(x_n)\mathbb{F}(x_m)} \left(\underline{\mathcal{K}}_{(1)}^{\ell\ell}(x_n, x_m|\gamma) \right) = O(N^{-1})$, as it would be if $\mathbb{P}(\lambda|\mathbb{F}_N^t, N, \gamma)$ obeyed Definition 7, then one can see by the proof sketch of Theorem 5 that we would have $\sqrt{N}\mathcal{R}_t \xrightarrow[N \rightarrow \infty]{\text{prob}} 0$, as expected.

3.3 Weighted posterior

We will now discuss a well-known connection between the von Mises expansion result of 3.1 and 3.2 to the bootstrap, primarily to inform our real-world experiments of Section 4, for which the ground truth asymptotic variance is unavailable and we compare the IJ covariance with the more computationally demanding bootstrap covariance. The connection is interesting in its own right, however, since the negative results of Section 3.2 suggest that the bootstrap variance will be inconsistent as well in the high-dimensional setting.

We can connect the, bootstrap, IJ covariance, and von Mises expansion in a unified framework using the notion of *data weights*. Let $w = (w_1, \dots, w_N)$ be a vector of scalar weights, with $1_N := (1, \dots, 1)$ denoting the vector of all ones. Define the *weighted posterior expectation* as follows:

$$\mathbb{E}_{\mathbb{P}(\theta|X,w)}[g(\theta)] = \frac{\int_{\Omega_\theta} g(\theta) \exp\left(\sum_{n=1}^N w_n \ell(x_n|\theta)\right) \pi(\theta) d\theta}{\int_{\Omega_\theta} \exp\left(\sum w_n \ell(x_n|\theta)\right) \pi(\theta) d\theta}. \quad (12)$$

Under this definition, $\mathbb{E}_{\mathbb{P}(\theta|X,1_N)}[g(\theta)] = \mathbb{E}_{\mathbb{P}(\theta|X)}[g(\theta)]$. If we let w_n denote the number of times a datapoint n is selected when drawing indices with replacement from $[N]$, then $\mathbb{P}(w) = \text{Multinomial}(N^{-1}, N)$ and the bootstrap covariance estimate of Algorithm 2 can be represented succinctly as

$$V^{\text{Boot}} = N \widehat{\text{Cov}}_{b \in [B]} \left(\mathbb{E}_{\mathbb{P}(\theta|X,w^b)}[g(\theta)] \right) \quad \text{where} \quad w^b \stackrel{iid}{\sim} \mathbb{P}(w).$$

Of course, evaluating $\mathbb{E}_{\mathbb{P}(\theta|X,w)}[g(\theta)]$ at a generic weight vector w typically requires running a computationally expensive new MCMC chain as in Algorithm 2. Instead, we might form a linear approximation to the effect of changing the posterior weights. Define $T(w) := \mathbb{E}_{\mathbb{P}(\theta|X,w)}[g(\theta)]$, and form the linear approximation

$$\begin{aligned} T(w) &= T(1_N) + \left. \frac{\partial T(w)}{\partial w^\top} \right|_{w=1_N} (w - 1_N) + \mathcal{R}_{\tilde{w}}(w) \quad \text{where} \quad (13) \\ \mathcal{R}_{\tilde{w}}(w) &:= \frac{1}{2} (w - 1_N)^\top \left. \frac{\partial^2 T(w)}{\partial w_n \partial w_m} \right|_{\tilde{w}} (w - 1_N) \quad \text{and} \\ \tilde{w} &= 1_N + t(w - 1_N) \text{ for some } t \in [0, 1]. \end{aligned}$$

Assuming that we can exchange integration and differentiation in the integrals of Eq. 12, the first derivative is given by

$$\left. \frac{\partial T(w)}{\partial w_n} \right|_{\tilde{w}} = \text{Cov}_{\mathbb{P}(\theta|X,\tilde{w})}(g(\theta), \ell(x_n|\theta)) \Rightarrow \left. \frac{\partial T(w)}{\partial w^\top} \right|_{w=1_N} = \frac{1}{N} \psi, \quad (14)$$

where we have taken $\psi = (\psi_1, \dots, \psi_N)$ to be the $D_g \times N$ matrix of stacked influence scores as given in Definition 2. Noting that, by standard properties of

the multinomial distribution, $\mathbb{E}_{\mathbb{P}(w)}[w] = 1_N$ and $\text{Cov}_{\mathbb{P}(w)}(w) = I_N + N^{-1}1_N1_N^\top$, it follows that we can also write the IJ covariance using the weighted posterior as

$$V^{\text{IJ}} = N\psi_{\mathbb{P}(w)} \text{Cov}_{\mathbb{P}(w)}(w - 1_N) \psi_{\mathbb{P}(w)}^\top = \text{Cov}_{\mathbb{P}(w)} \left(\sqrt{N} \frac{\partial T(w)}{\partial w^\top} \bigg|_{w=1_N} (w - 1_N) \right).$$

The IJ covariance is thus precisely a linear approximation to the bootstrap covariance of the rescaled statistic $\sqrt{N}(T(w) - T(1_N))$.

As in the von Mises expansion, we can evaluate the accuracy of this linear approximation using the second order term of the Taylor series expansion. By again differentiating Eq. 14 with respect to w by exchanging integration and differentiation, we see that

$$\frac{\partial^2 T(w)}{\partial w_n \partial w_m} \bigg|_w = \mathbb{E}_{\mathbb{P}(\theta|X,w)} [\bar{g}(\theta) \bar{\ell}(x_n|\theta) \bar{\ell}(x_m|\theta)]$$

so that

$$\sqrt{N} \mathcal{R}_{\tilde{w}}(w) = \frac{1}{N^2} \sum_{n=1}^N \sum_{m=1}^N \tilde{h}(w_n, w_m | x_n, x_m, \tilde{w}) \quad \text{where} \quad (15)$$

$$\tilde{h}(w_n, w_m | x_n, x_m, \tilde{w}) := N^{5/2} \mathbb{E}_{\mathbb{P}(\theta|X,\tilde{w})} [\bar{g}(\theta) \bar{\ell}(x_n|\theta) \bar{\ell}(x_m|\theta)] (w_n - 1)(w_m - 1). \quad (16)$$

As with Eq. 7, Eq. 15 takes the form of a V-statistic with a kernel consisting of $N^{5/2}$ times a posterior expectation over $\bar{g}(\theta) \bar{\ell}(x_n|\theta) \bar{\ell}(x_m|\theta)$. All the analysis of the residuals $\mathcal{R}_T(t)$ 3.1 and 3.2 applies, only with $\mathbb{P}(\theta|X, \tilde{w})$ replacing $\mathbb{P}(\theta|\mathbb{F}_N^t, N)$. This is, of course, not a coincidence: Eq. 13 is exactly analogous to Eq. 6, only with $\mathbb{P}(\theta|X)$ in place of $\mathbb{P}(\theta|\mathbb{F}, N)$ and $\mathbb{P}(\theta|X, w)$ in place of $\mathbb{P}(\theta|X)$.

We thus expect the IJ to be a good approximation to the bootstrap in the same settings where the IJ is a good approximation to the truth: namely, settings where the posterior expectation $\mathbb{E}_{\mathbb{P}(\theta|\mathbb{G}, N)} [\bar{g}(\theta) \bar{\ell}(x_n|\theta) \bar{\ell}(x_m|\theta)]$ is of order N^{-2} , uniformly for \mathbb{G} in a neighborhood of \mathbb{F}_N . In particular, in high-dimensional models, we expect the IJ to form an inconsistent approximation to the bootstrap, in the sense that the two do not coincide as $N \rightarrow \infty$. This connection motivates our use of the bootstrap as a “ground truth” for our real-data experiments of Section 4.

Further, the failure of the residual to vanish may imply that the bootstrap itself is also inconsistent in posteriors which fail to concentrate, given the role of von Mises expansions in many proofs of consistency of the bootstrap variance estimator (see, e.g., Shao and Tu 2012, Chapter 3). However, we leave detailed exploration of the consistency of the bootstrap in high-dimensional settings for future work.

3.4 What is random? Marginal and conditional sampling

What does it mean in the context of this model to consider the data to be IID? This question is inseparable from what we consider to be a datapoint, x_n . There

are several reasonable answers to this question, corresponding to different sorts of notions of “drawing a new sample.” We will show that, by assuming that the functions $\ell(x_n|\gamma, \lambda)$ are IID (as in Section 1.1), the frequentist variability we study corresponds to assuming that the random effects are fixed, were we to believe in the model.

First, note that $\ell(x_n|\gamma, \lambda)$ cannot be identically distributed if the regressors and random effect indices are fixed. A unit of data must then consist of the tuple $x_n = (y_n, r_n, a_n)$, and when we model $x_n \stackrel{iid}{\sim} \mathbb{F}$, we mean that the regressors, random effect index, and response are all IID random.

Modeling $(y_n, r_n, a_n) \stackrel{iid}{\sim} \mathbb{F}$ in this way is a completely non-parametric assumption, but we can ask what it means in the context of our assumed model. First, note that the distribution of a and r are not posited to depend on θ in any way, so their distributions do not affect the posterior. However, the fact that a_n is included in the definition of a datapoint implies that we are conditioning on the random effects λ , since we assume that two distinct data points n and m that have been assigned to the same random effect (i.e. $a_n = a_m$) are independent of one another. Call IID draws of $x_n = (y_n, r_n, a_n)$ the “conditional distribution.”

In the context of our toy problem, drawing from the conditional distribution would correspond to the question: How variable would our posterior expectation be if we performed new observations at the same sites as the original analysis? We emphasize that, in many applications, including those in Section 4 below, this is a very reasonable question to ask.

One might instead (or additionally) be interested in a different IID distribution, which is the distribution of a datapoint $x'_n = (y_n, r_n)$, marginally over the random effects. Call this the “marginal distribution.” Of course, for x'_n to be IID, one would require each observation to be associated with exactly one distinct random effect, with $G = N$ and $a_n \neq a_m$ for $n \neq m$. Under this assumption, the a_n cannot be independently distributed.

In the context of our toy problem, drawing from the marginal distribution would correspond to the question: How variable would our posterior expectation be if we performed new observations at a new set of sites? Both the marginal and conditional distribution may be practically interesting, depending on the context. But the conditional question is easier to answer computationally from MCMC samples when the marginal likelihood is intractable. Formally, the marginal question involves re-sampling the functions

$$\ell(x'_n|\gamma) = \log \int \exp(\ell(x'_n|\gamma, \lambda_n)) \mathbb{P}(\lambda_n|\gamma) d\lambda.$$

Though this marginal distribution is tractable our toy example, one typically turns to MCMC precisely because one cannot analytically marginalize over the random effect, i.e., one cannot compute the function $\ell(x'_n|\gamma)$. In contrast, the IJ covariance based on $\ell(x_n|\gamma, \lambda)$ is tractable, but can only estimate the conditional variance, not the marginal variance.

Furthermore, in many cases, the random effects are not fully nested, so it is not possible to partition the observations so that each partition depends on a

disjoint set of λ parameters (we give a real-life example in Section 4.3 below). In such cases there is no natural way to express a marginal IID distribution over datapoints. However, the conditional IID assumption still makes sense, as long as the indices mapping a datapoint to the random effects are also considered random.

A potentially confusing case occurs when, in the original dataset, each observation has its own single random effect, so that $G = N$ and $a_n = n$. In this case, the posterior expectation $\mathbb{E}_{\mathbb{P}(\theta|X)}[g(\theta)]$ is identical as a function of X whether one uses the marginal log likelihood $\ell(y_n|\gamma)$ or conditional log likelihood $\ell(y_n|\gamma, \lambda_n)$ in the model. Given this, one might wonder how one could possibly represent conditional versus marginal sampling nonparametrically. The answer is that under conditional sampling a particular random effects λ_n may occur multiple times (or not at all) under sampling from \mathbb{F} , whereas, under marginal sampling, each random effect occurs precisely once in the posterior.¹⁵

The bootstrap as described in Algorithm 2 embeds the difference between conditional and marginal sampling in a subtle way. For example, in our toy model, suppose that the n -th datapoint is chosen to occur twice in the bootstrap sample X^* . Do the two contributions to the posterior $\mathbb{P}(\theta|X^*)$ depend on the same λ_{a_n} , or does each get its own, distinct random effect, ignoring the fact that the two bootstrapped data points came from the same original data point? These choices correspond to the conditional and marginal variances, respectively. In this way, the bootstrap is able to estimate both conditional and marginal frequentist variances, though at the cost of using MCMC to marginalize over λ for each bootstrap sample.

4 Experiments

We will now evaluate the performance of the IJ on several real-world models and datasets. Since we are using real data, we will not have access to a ground truth, so we will check the accuracy of the IJ covariance estimate by comparison with the more computationally expensive bootstrap estimate. All our estimates will be computed with Monte Carlo (both MCMC and Monte Carlo bootstrap draws), and we will account for this Monte Carlo error in our comparisons.

In each experiment, we will fix a number of MCMC samples, denoted M , and a number of bootstraps, denoted B . From a single run of MCMC, we compute the Bayesian posterior estimate, \hat{V}^{Bayes} , and the IJ covariance estimate, \hat{V}^{IJ} . Using Algorithm 2, we draw B different bootstrap samples, computing M MCMC samples for each, from which compute the bootstrap variance estimate, \hat{V}^{Boot} .

¹⁵Given that $a_n = n$ is an extremely unlikely draw under conditional sampling, one might argue that conditional sampling is an unrealistic model for such a dataset, and that the data is better modeled as exchangeable than IID. How to estimate the frequentist variance nonparametrically under non-IID exchangeability is an important question but beyond the scope of the present work.

4 EXPERIMENTS

All three of \hat{V}^{Bayes} , \hat{V}^{IJ} , and \hat{V}^{Boot} are estimated with Monte Carlo sampling error. Since our experiments use a finite M , \hat{V}^{Bayes} and \hat{V}^{IJ} are MCMC estimators of V^{Bayes} and V^{IJ} , respectively. Similarly, our B bootstrap samples are thought of as a random draw from the set of $B_{\text{max}} := N^N/N!$ possible bootstrap samples, and so \hat{V}^{Boot} is a “doubly Monte-Carlo” estimator of $V^{\text{Boot}} := \lim_{B \rightarrow B_{\text{max}}} \lim_{M \rightarrow \infty} \hat{V}^{\text{Boot}}$. In general, for $B < B_{\text{max}}$, we expect bootstrap sampling variability to remain even in $\lim_{M \rightarrow \infty} \hat{V}^{\text{Boot}}$. Similarly, for $M < \infty$, we expect MCMC sampling variability to remain even in $\lim_{B \rightarrow B_{\text{max}}} \hat{V}^{\text{Boot}}$. We will shortly discuss how to estimate these Monte Carlo errors.

Even when the conditions of Theorem 2 are met and the IJ covariance is consistent, we do not expect $V^{\text{IJ}} = V^{\text{Boot}}$ even with $B = B_{\text{max}}$ and $M = \infty$, since we have a finite number N of data points, and the bootstrap and IJ covariance are formally distinct (though consistent) estimators of V^g . The difference $V^{\text{IJ}} - V^{\text{Boot}}$ should decrease as N grows, but, for any finite N , the difference can be expected to exceed Monte Carlo error for sufficiently large M and B . Similarly, even in the correctly specified case, we do not expect $V^{\text{Bayes}} = \hat{V}^g$, as, again, these are distinct (though consistent) estimators of \mathcal{I}^{-1} .

One might attempt to additionally account for frequentist sampling variability of the original data from the target population in V^{IJ} or V^{Boot} as estimators of V^g , or of V^{Bayes} as an estimator of \mathcal{I}^{-1} . However, we expect the quantities V^{IJ} , V^{Boot} , and V^{Bayes} to be highly correlated under random sampling of the data from the population distribution, and it is necessary to take this correlation into account when computing the variability of, say, the IJ “error” $\hat{V}^{\text{IJ}} - \hat{V}^{\text{Boot}}$. The authors do not see a simple, computationally tractable way to account for this correlation, so we neglect this error in our experiments, and account only for the Monte Carlo error of the preceding paragraph. Since we consider the IJ covariance to succeed when the difference $\hat{V}^{\text{IJ}} - \hat{V}^{\text{Boot}}$ is small relative to random variability, neglecting the frequentist sampling error is conservative.

To estimate the Monte Carlo standard errors, we model the individual entries of the matrices \hat{V}^{Bayes} , \hat{V}^{IJ} , and \hat{V}^{Boot} as normal distributions with Monte Carlo standard deviations given by the matrices Ξ^{bayes} , Ξ^{IJ} , and Ξ^{boot} , respectively.¹⁶ To estimate Ξ^{bayes} and Ξ^{IJ} , we block bootstrap the MCMC chains using block sizes that are large relative to estimates of the MCMC mixing times. Note that block bootstrapping here requires only re-arranging the original MCMC chains, which is fast, and does not require drawing any new MCMC samples. To estimate Ξ^{boot} , we use the fact that each bootstrap sample \mathcal{G}^b from Algorithm 2 contains independent MCMC errors, and so the marginal distribution of the \mathcal{G}^b can be used to estimate the variability both of the bootstrap sampling and the MCMC. We do so using the delta method, as follows. For any two scalar

¹⁶Since both \hat{V}^{Bayes} and \hat{V}^{IJ} are based on the same MCMC samples, their Monte Carlo errors are correlated, typically positively. However, to avoid cumbersome exposition of the experimental results, we will report standard errors for \hat{V}^{Bayes} and \hat{V}^{IJ} as if they were independent, since accounting for this correlation will tend to reduce the standard errors of the difference $\hat{V}^{\text{Bayes}} - \hat{V}^{\text{IJ}}$, and the difference $\hat{V}^{\text{Bayes}} - \hat{V}^{\text{IJ}}$ tends to be large in our experiments, even relative to the conservative estimate of independent standard errors.

random variables, t_1 and t_2 drawn according to a joint distribution $p(t_1, t_2)$, we can define $h(a, b, c) := a - bc$ and write

$$\begin{aligned} \text{Cov}_{p(t_1, t_2)}(t_1, t_2) &= \mathbb{E}_{p(t_1, t_2)}[t_1 t_2] - \mathbb{E}_{p(t_1, t_2)}[t_1] \mathbb{E}_{p(t_1, t_2)}[t_2] \\ &= h\left(\mathbb{E}_{p(t_1, t_2)}[t_1 t_2], \mathbb{E}_{p(t_1, t_2)}[t_1], \mathbb{E}_{p(t_1, t_2)}[t_2]\right). \end{aligned}$$

By applying the delta method to the function h , we can estimate the sampling variability of $\text{Cov}_{p(t_1, t_2)}(t_1, t_2)$ from the covariance of the vector $(t_1 t_2, t_1, t_2)$, which, in turn, can be estimated from draws of t_1 and t_2 . We apply the delta method in this way to each entry of the matrix \hat{V}^{Boot} .

4.1 Simulated Poisson Experiments

We begin with a simulated experiment based on Example 1, in which we keep N/G fixed, increase N , and compare the IJ and bootstrap covariance to a ground truth estimated by simulation. We demonstrate the inconsistency of the IJ covariance as N grows when N/G is small, as well as an improvement in the accuracy of the IJ for larger values of N/G , long before N/G approaches infinity.

We consider N responses $y = (y_1, \dots, y_N)$ which are Poisson-distributed conditional on G scalar-valued random effects $\lambda = (\lambda_1, \dots, \lambda_G)$. Let $a_n \in \{1, \dots, G\}$ denote the random effect index for observation n , writing $a = (a_1, \dots, a_N)$. Formally, our model is

$$\begin{aligned} y_n | \lambda, \gamma, a &\stackrel{iid}{\sim} \text{Poisson}(\exp(\gamma) \lambda_{a_n}) \\ \lambda_g &\stackrel{iid}{\sim} \text{Gamma}(\alpha, \beta) \\ \gamma &\sim \text{Unif}(-\infty, \infty). \end{aligned}$$

We chose α and β so that $\mathbb{E}_{\mathbb{P}(\lambda_g)}[\lambda_g] = 10$ and $\text{Var}_{\mathbb{P}(\lambda_g)}(\lambda_g) = 2^2$. We will take our quantity of interest to be $g(\gamma) = \gamma$ for simplicity.

For concreteness, one might imagine that y_n describes a count of a charismatic animal observed at site $a(n)$, where each site has a different, random baseline preponderance of the animal given by its corresponding λ_g . The IJ covariance measures the “conditional variance” of collecting new observations at a randomly chosen collection of the same sites, in contrast to the “marginal variance” of collecting new observations at new, unseen sites.

Given values for N , G , we fix $\gamma = 1.5$, and simulate $1 + 300$ datasets according to the model given above. We use the first simulated dataset as the “observed dataset,” using it to compute the reported Bayesian posterior variance and IJ variance, as well as to compute 300 bootstrap variance, all of $\mathbb{E}_{\mathbb{P}(\theta|X)}[\theta]$. We use the remaining 300 datasets to estimate the true frequentist variance of $\mathbb{E}_{\mathbb{P}(\theta|X)}[\theta]$, an estimate which we call \hat{V}_{sim} .

4 EXPERIMENTS

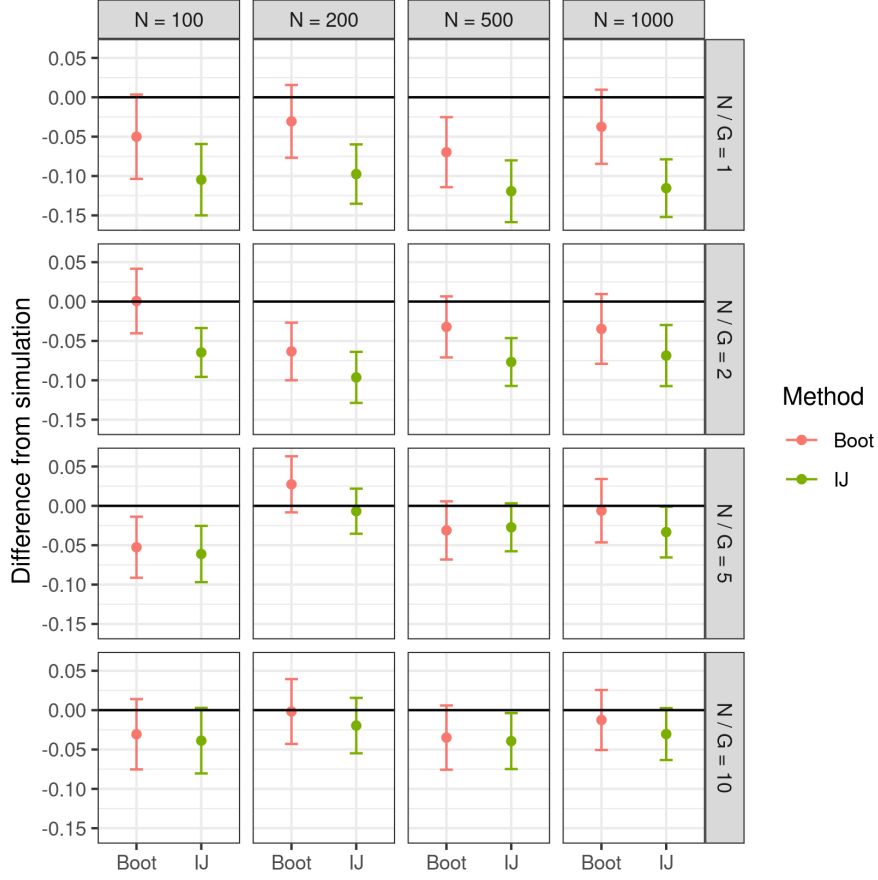


Figure 1: The error of the IJ and bootstrap covariances for different values of N and G . The y-axis shows the difference between $N(V - \hat{V}_{\text{sim}})$, where V is either \hat{V}^{IJ} or \hat{V}^{Boot} .

Figure 1 shows the results. When $N/G = 1$, i.e., there is only one observation per random effect on average, we expect that $\mathbb{P}(\lambda_g|X)$ is fairly dispersed and, by the arguments of Section 3.2, we expect the IJ covariance to be inconsistent. As expected, the first row of Figure 1 shows that the IJ covariance under-estimates the ground truth simulated variance, even as N grows large. In contrast, when $N/G = 10$, even though we do not expect the IJ covariance to be consistent, we expect $\mathbb{P}(\lambda_g|X)$ to be more concentrated than in the $N/G = 1$ case, and so, in turn, for the IJ covariance to be more accurate. Although there is evidently some bias in the IJ covariance when $N/G = 10$, the IJ variance is clearly a better estimate than when $N/G = 1$.

We note that the bootstrap is often within the Monte Carlo error bars of the ground truth, even when $N/G = 1$, although it is evident from the first row of

Figure 1 that the bootstrap remains biased, even as N grows, as expected from the discussion in Section 3.3. For $N/G = 10$, the performance of the bootstrap and IJ are essentially the same.

4.2 Applied regression and modeling textbook

4.2.1 Models and data

	Fixed effects only	Random and fixed effects
Linear regression	398	168
Logistic regression	192	10

Models

	Cross-covariance estimate	Variance estimate
Log scale parameter	191	62
Regression parameter	325	190

Covariances to estimate

Table 1: Models from Gelman and Hill 2006

We ran the experiments from Gelman and Hill 2006 for which data was available in the Stan examples repository Stan Team 2017, and for which `rstanarm` Goodrich et al. 2020 was able to run in a reasonable amount of time, resulting in comparisons between 768 distinct covariance estimates from 56 different models using 14 distinct datasets. The median number of observations amongst the models was 240, and the range was from 40 to 3,020 exchangeable observations. Since we fit our models in `rstanarm`, we were able to use the function `rstanarm::log_lik` to compute $\ell(x_n|\theta)$, so \hat{V}^{IJ} required essentially no additional coding. We used the default priors provided by `rstanarm`.

Every model we considered from Gelman and Hill 2006 were instances of generalized linear models, including both ordinary and logistic regression as well as models with only fixed effects and models that include random effects, as shown in Table 1. For parameters of interest, $g(\theta)$, we took all fixed-effect regression parameters, the log of the residual variance (when applicable), and the log of the random effect variance (when applicable). We did not examine random effects, nor the random effect covariances for the few models with multiple random effects, out of concern that a BCLT might not be expected to hold for these parameters (in the notation of global-local models, these parameters might be considered part of local parameters λ).

For models with no random effects, we define an exchangeable unit to be a tuple containing a particular response and a regressor. For random effects models, we had to choose an exchangeable unit. When the random effect had many distinct levels, we considered the groups of observations within a level to be a single exchangeable unit. For models whose random effects had few distinct levels, we took the exchangeable unit to either be a more fine-grained partition of the data, or, in some cases treated the observations as fully independent.

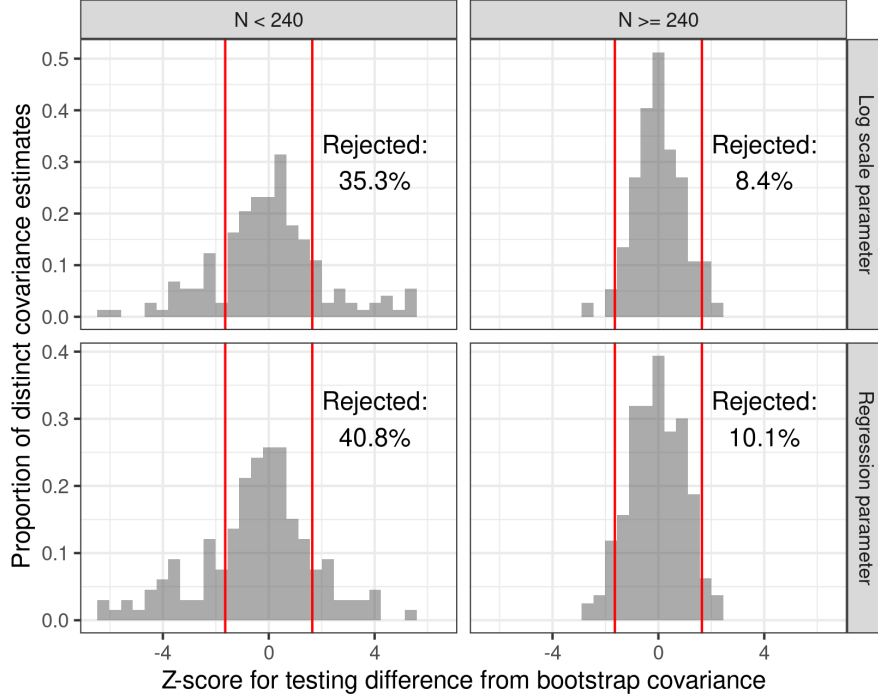


Figure 2: The distribution of the z-statistics Z . Red lines indicate the boundaries of a normal test for significance with level 0.1, and “Rejected” counts the number of covariances in the rejection region. Log scale parameters include all variances or covariances that involve at least one log scale parameters.

4.2.2 Reporting metrics

With 768 covariances to report, we need to summarize our results into a few high-level accuracy summaries. We report the following two summary measures, intended to capture the statistical and practical significance of discrepancies between \hat{V}^{Bayes} , \hat{V}^{IJ} and V^{Boot} .

First, to quantify the “statistical significance” of $\hat{V}^{\text{IJ}} - V^{\text{Boot}}$, we compute the matrix Z , whose i, j -th entry is simply the z-statistic which we would compute to test equality between \hat{V}_{ij}^{IJ} and V_{ij}^{Boot} :

$$Z_{ij} := \frac{\hat{V}_{ij}^{\text{IJ}} - \hat{V}_{ij}^{\text{Boot}}}{\sqrt{(\Xi_{ij}^{\text{IJ}})^2 + (\Xi_{ij}^{\text{boot}})^2}}.$$

Of course, the z-statistics are not independent within the matrix Z , so we should think of aggregate summaries of elements of the various models’ Z matrices as heuristics which summarize the error $\hat{V}^{\text{IJ}} - V^{\text{Boot}}$ relative to Monte Carlo error rather than formal hypothesis tests.

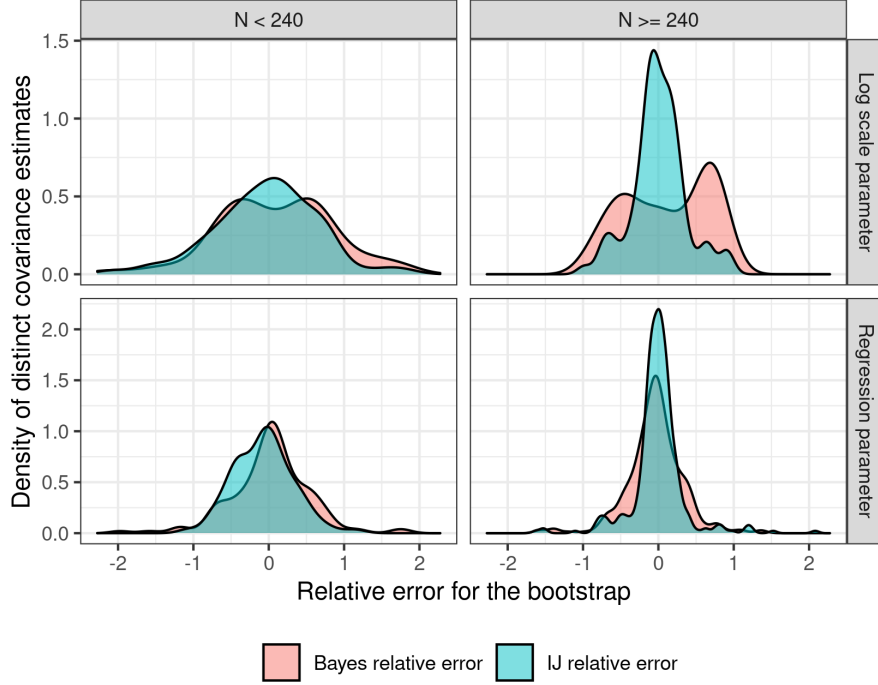


Figure 3: The distribution of the relative errors Δ^{IJ} and Δ^{Bayes} . Log scale parameters include all variances or covariances that involve at least one log scale parameters.

Second, we wish to quantify the “practical significance” of the differences $\hat{V}^{\text{IJ}} - V^{\text{Boot}}$. For example, if the Monte Carlo error is very small, then Z might be very large even when $\hat{V}^{\text{IJ}} - V^{\text{Boot}}$ is small for practical purposes. Conversely, Z can be very small simply because the Monte Carlo error is high, and we don’t necessarily want to reward large Ξ^{IJ} . To quantify the practical significance, we compute the relative errors,

$$\Delta_{ij}^{\text{IJ}} := \frac{\hat{V}_{ij}^{\text{IJ}} - \hat{V}_{ij}^{\text{Boot}}}{|\hat{V}_{ij}^{\text{Boot}}| + \Xi_{ij}^{\text{boot}}} \quad \text{and} \quad \Delta_{ij}^{\text{Bayes}} := \frac{\hat{V}_{ij}^{\text{Bayes}} - \hat{V}_{ij}^{\text{Boot}}}{|\hat{V}_{ij}^{\text{Boot}}| + \Xi_{ij}^{\text{boot}}}.$$

The matrices Δ^{IJ} and Δ^{Bayes} measure the relative differences between the bootstrap and \hat{V}^{IJ} or \hat{V}^{Bayes} , respectively. We add the standard deviation Ξ^{boot} in the denominator to avoid problems dividing by zero.¹⁷

¹⁷Note that the relative errors Δ^{IJ} and Δ^{Bayes} do not attempt to remove or account for Monte Carlo error. One might imagine computing the relative error after deconvolving the Monte Carlo error and covariance estimates using, say, nonparametric empirical Bayes. We investigated such an approach, but the resulting procedure was complicated and the results

4.2.3 Results

We computed $M = 2,000$ MCMC draws from each model, which took a range of times, from 1.4 seconds to 42 minutes. The total sampling for the initial MCMC and IJ computation was 58 minutes. For each model, we computed $B = 200$ bootstrap samples, for a total bootstrap compute time of approximately 267 hours.

The distribution of the measure of practical significance, Δ^{IJ} and Δ^{Bayes} , is shown in Figure 3. For smaller datasets, the IJ covariance is not meaningfully closer to the bootstrap than the Bayesian covariance is. However, for larger datasets, the IJ is a notably better approximation to the bootstrap than is the Bayesian posterior covariance, particularly for covariances involving at least one scale parameter. Most of the IJ covariance estimates are well within 50% of the bootstrap covariance, particularly for regression parameters.

The comparisons for Z , our informal test of statistical significance are shown in Figure 2. The IJ produces results similar to the bootstrap for models with N greater than the median and for regression parameters. For datasets with fewer exchangeable units, the IJ and bootstrap often differ to a degree greater than can be accounted for by the standard error, probably because there is not enough data for a BCLT to practically apply. For larger datasets, the tests lie outside the standard rejection region at roughly the nominal rate, suggesting that the differences between \hat{V}^{IJ} and \hat{V}^{Boot} can mostly be accounted for by Monte Carlo error. We stress again that the tests are correlated within a matrix Z , and such collective measures should not be expected to be a valid family of hypothesis tests.

4.3 Pilots data

The “Pilots” experiment from Gelman and Hill 2006, Section 13.5, originally published in Gawron and Peer 2003, is a particularly apt illustration of our methods, so we will briefly discuss it in detail. The data and model consists of a non-nested linear random effects model, and exhibits the following properties:

- Marginal maximum likelihood (`lme4`) fails due to low variance in one of the groups, though `rstanarm` is able to produce draws from the posterior with good MCMC diagnostics.
- The MCMC chain takes long enough that the bootstrap samples took a non-trivial amount of compute time: 6.2 seconds for MCMC, leading to 47 minutes for 200 bootstrap samples. (The nonlinear scaling is a consequence of some bootstrap samples taking longer to converge than the original data.)
- The IJ and bootstrap covariances differ meaningfully from the Bayesian posterior, and in a way that could affect the interpretation of the results.

qualitatively similar to Figure 3 below, so we will report only the relatively simple metrics Δ^{IJ} and Δ^{Bayes} .

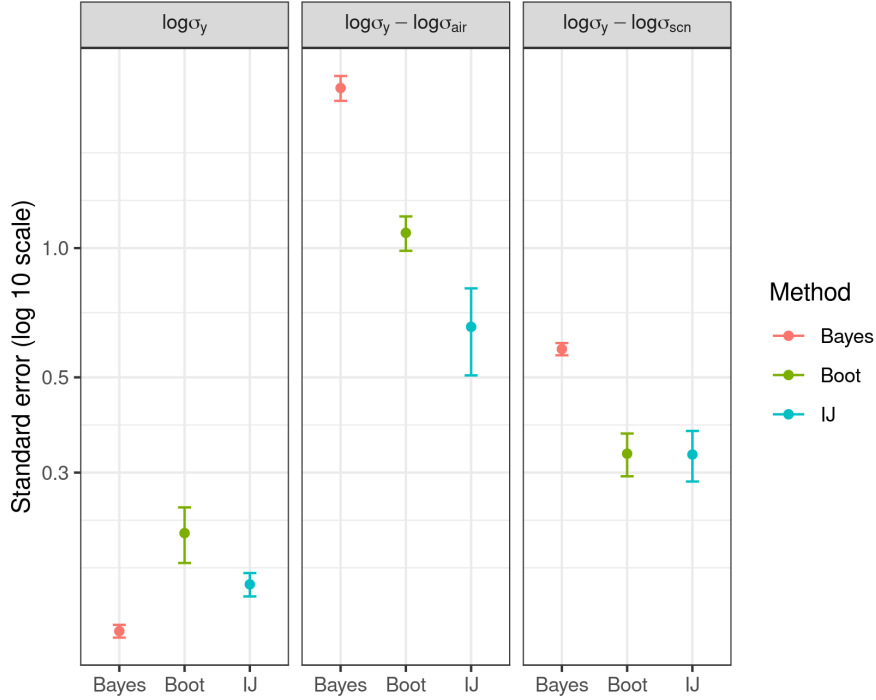


Figure 4: Standard errors (square root of variance estimates / N) for the pilots data.

- For at least one parameter, the frequentist variance exceeds the Bayesian posterior variance, despite the former being interpreted as a conditional variance and the latter a marginal variance (under correct specification; see Section 3.4).
- The IJ and bootstrap differ more than can be accounted for by random sampling, but are in qualitative agreement, particularly relative to Bayes.

We acknowledge that our detailed analysis of the Pilots experiment is cherry-picking from the ARM models. Almost all the other models in the Gelman and Hill 2006 could be fit by `lme4`, producing results in qualitative agreement with the posterior computed by `rstanarm`. Nor did the models of Gelman and Hill 2006 typically exhibit such large discrepancies between Bayesian and frequentist variability (though one can certainly detect the discrepancies in aggregate, as we show in Section 4.2). Nevertheless, the Pilots experiment exhibits the kind of behavior that *may* be possible, particularly in cases of non-nested random effects, which were not widely represented in Gelman and Hill 2006.

The dataset consists of $N = 40$ distinct pilots (indexed here by n) whose ability to handle different emergency situations were measured in $J = 8$ airports (indexed here by j) and $K = 5$ different scenarios (indexed here by k). The

observed “response” y_n is a continuous measure of the pilot’s ability to successfully respond to the emergency condition.¹⁸ A non-nested linear random effects model is fit with a global offset and random effects for both the airport and condition. Our “global” parameters of interest, γ , will be the global offset (μ), and scale parameters for the per-observation residual (σ_y) and airport and scenario random effects (σ_{air} and σ_{scn} , respectively). The 8×5 actual random effects for each scenario constitute our “local” parameters, λ .

Formally, the model is:

$$\begin{aligned}\gamma &= (\mu, \sigma_y, \sigma_{air}, \sigma_{scn}) \\ \lambda &= (\lambda_1^{air}, \dots, \lambda_J^{air}, \lambda_1^{scn}, \dots, \lambda_K^{scn}) \\ y_n &= \mu + \lambda_{j[n]}^{air} + \lambda_{k[n]}^{scn} + \varepsilon_n \\ \lambda_j^{air} &\overset{iid}{\sim} \mathcal{N}(0, \sigma_{air}^2) \quad \lambda_k^{scn} \overset{iid}{\sim} \mathcal{N}(0, \sigma_{scn}^2) \quad \varepsilon_n \overset{iid}{\sim} \mathcal{N}(0, \sigma_y^2).\end{aligned}$$

In this model, one might be interested in the relative sizes of the residual scale as measured by $\log \sigma_y$ and the random effect scales as measured by $\log \sigma_{air}$ and $\log \sigma_{scn}$, since the differences in these scales measure to what degree pilot performance is dictated by the skills of the particular pilot as opposed to the circumstances of the flight emergency. With this interpretation in mind, we take our quantities of interest as $g(\gamma) = (\log \sigma_y, \log \sigma_y - \log \sigma_{air}, \log \sigma_y - \log \sigma_{scn})$.

Since the data consists of forty different pilots, one might reasonably ask how much our conclusions might have changed had we randomly selected new pilots from the same population and asked them to compute the same set of tasks. This very reasonable notion of sampling variability corresponds to conditional sampling in the sense of Section 3.4. We expect the IJ and bootstrap to estimate this conditional sampling variability, whereas the Bayesian posterior variance should estimate (asymptotically) the marginal variance, i.e., the variability we would expect from, in some sense, selecting both new pilots and a new set of scenarios. We thus expect the frequentist and Bayesian intervals to differ.

This model has a large number of fully crossed random effects, the number of which ($D_\lambda = 5 + 8$) is large relative to the number of data points ($N = 40$), so by the reasoning of 3.2 and 3.3, we expect the bootstrap and IJ covariance to differ, even in the absence of MCMC noise, but that the IJ covariance will be a reasonable approximation to the bootstrap.

In Figure 4, we see the width of the standard errors (i.e., the square root of the variance, all divided by \sqrt{N}) for each of the sampling methods. In some cases, the IJ and bootstrap covariances are fairly different, as might be expected given the low number of observations per random effect for this model.

4.4 Leisleri’s bats

4.4.1 Model and data

¹⁸Because we downloaded the data and model from Gelman and Hill 2006 and not the original paper, we are basing the model and description found in Gelman and Hill 2006, Section 13.5 rather than Gawron and Peer 2003.

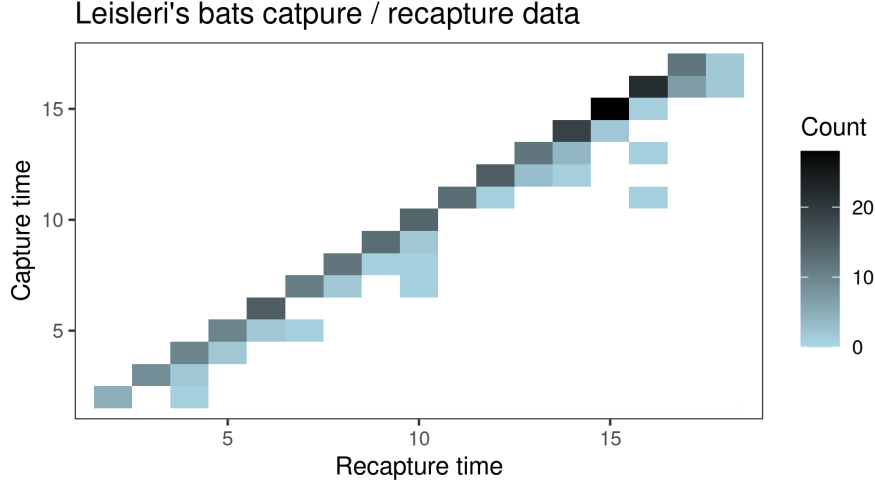


Figure 5: The ragged array counting the number of bats at re-observed a certain number of time periods after each time period.

Certain ecological datasets take the form of observation histories of labeled individuals, and a key analysis task with such datasets is to infer population quantities such as survival rates, taking into account the fact that individuals may be present but not observed. We consider one such dataset consisting whether or not 181 Leisleri’s bats were observed on 19 distinct survey occasions, obtained from the datasets accompanying Kéry and Schaub 2011, Chapter 7 (see also Schorcht, Bontadina, and Schaub 2009). Following Kéry and Schaub 2011, Chapter 7, we model the data using a “Cormack Jolly Seber” model with random time effects for survival probability. We will estimate the variability due to random sampling of the bats, for fixed population parameters and at the same times.

We are motivated to compute frequentist covariances both because the simple model is very likely an incomplete picture of the actual complicated population dynamics, and because the bats are reasonably thought of as a random sample from a larger population, e.g., from a contiguous section of forest with identical properties that was not surveyed.

The analysis task is to infer the probability that a bat is observed given that it is present, and the base rate and dispersion of the survival probabilities at each time. Formally, we are interested in the following quantities:

- p_{mean} := The (constant) probability of observation given presence
- ϕ_{mean} := The base probability that a bat survives from one period to the next
- σ_y := The variability in survival probability over time.

The generative model is then defined as follows. Each of p_{mean} , ϕ_{mean} are given uniform priors in $(0, 1)$, and σ_y is given an improper uniform prior on

$(0, \infty)$. For each time period, $t = 1, \dots, 19$, the survival probability for that time period is determined by an IID “random effect” draw as follows:

$$\begin{aligned}\epsilon_t | \phi_{\text{mean}}, \sigma_y &\stackrel{iid}{\sim} \mathcal{N} \left(\cdot | \log \left(\frac{\phi_{\text{mean}}}{1 - \phi_{\text{mean}}} \right), \sigma_y \right) \\ \phi_t &:= \frac{\exp(\epsilon_t)}{1 + \exp(\epsilon_t)}.\end{aligned}$$

Given that a bat is observed in time period t , the probability that it is next observed in the period $t + 1$ is then the probability that it survived times the probability that it was observed, i.e., $\phi_t \cdot p_{\text{mean}}$. Similarly, the probability that it is next observed in the period $t + 2$ is the probability that it survives to time $t + 2$, that it is not observed at time $t + 1$, and is observed at time $t + 2$, i.e., is $\phi_t \cdot \phi_{t+1} \cdot (1 - p_{\text{mean}}) \cdot p_{\text{mean}}$, and so on. In this way, the probability of the sequence of observations of the entire dataset can be expressed in terms of the global model parameters p_{mean} , σ_y , and ϕ_{mean} .

Given the reasoning of the previous paragraph, it is computationally convenient to express the dataset as a ragged array of counts, where each row corresponds to a capture time, and each column corresponds to the first re-observation after the capture time. The final column counts all bats which were never re-observed. In this way, each individual’s observation in all but the final period increments by one exactly one cell of the ragged array by one. Conversely, we can evaluate $\ell(x_n | z, \theta)$ by adding up the log probabilities of each cell in the ragged array to which individual n contributes. Our particular dataset is shown in ragged array form in Figure 5.

In our notation, $\theta = (p_{\text{mean}}, \phi_{\text{mean}}, \sigma_y)$, $z = (\epsilon_1, \dots, \epsilon_T)$, and we take $g(\theta) = (p_{\text{mean}}, \phi_{\text{mean}}, \log(\sigma_y))$. We take a datapoint, x_n , to be all the observations for a single bat. We are thus evaluating the variability of sampling the bats, keeping the time periods and their random effects fixed.

4.4.2 Modeling results

As in the simpler example of Section 4.3, the joint MAP estimate (as computed by `rstan::optimizing`) estimates $\hat{\sigma}_y = 0$, and so is degenerate (the Hessian of the log joint distribution at the MAP is singular). Furthermore, the returned MAP estimates $\hat{p}_{\text{mean}} = 0.0000191$ and $\hat{\phi}_{\text{mean}} = 1$ are absurd, probably due to the inability of the optimization algorithm to deal with the poorly formed objective. In order to account for survival probabilities that are variable in time, we are thus constrained to use MCMC.

We ran MCMC model using `Stan` and a model implementation from the Stan Examples Wiki Stan Team 2017, slightly modified to track the log probabilities $\ell(x_n | z, \theta)$ needed for the IJ computation. We computed a total of 4,000 draws, which took 8 seconds. We ran the bootstrap for $B = 200$. We computed standard errors for the IJ and Bayesian covariances using the block bootstrap with 100 blocks and 200 draws. As a robustness check, we verified that the standard error estimates were similar those computed with twice and four times as many blocks.

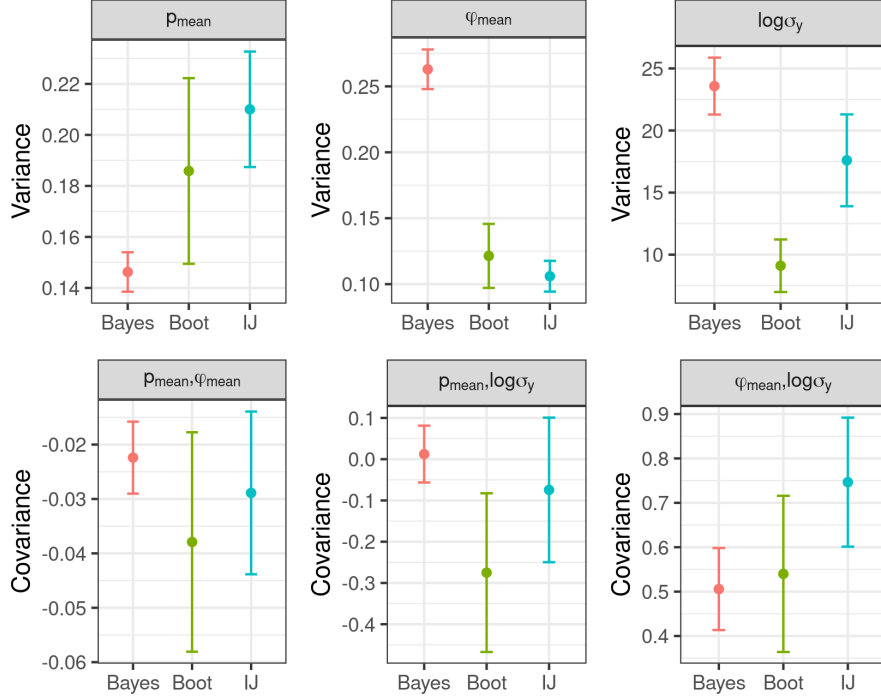


Figure 6: Comparison between \hat{V}^{Bayes} , \hat{V}^{IJ} , and \hat{V}^{Boot} for the Leisleri Bats dataset. The first row shows the diagonal entries (variances), and the second row shows the off-diagonal entries (covariances). Error bars are $2\Xi^{\text{Bayes}}$, $2\Xi^{\text{IJ}}$, and $2\Xi^{\text{boot}}$, respectively. Note that the scales of the y axes are all different to allow for joint plotting.

The base posterior mean estimates were

$$\mathbb{E}_{\mathbb{P}(\theta|X)} [p_{\text{mean}}] \approx 0.747 \quad \mathbb{E}_{\mathbb{P}(\theta|X)} [\phi_{\text{mean}}] \approx 0.741 \quad \mathbb{E}_{\mathbb{P}(\theta|X)} [\log(\sigma_y)] \approx -0.495,$$

which closely match the results from Kéry and Schaub 2011, Chapter 7.11.

Figure 6 shows the relationship between the diagonals of \hat{V}^{Bayes} , \hat{V}^{IJ} , and \hat{V}^{Boot} . The first row of Figure 6 shows the estimated variances, i.e., the diagonal entries of the covariance matrices. For p_{mean} and ϕ_{mean} , the frequentist variances are markedly different than the Bayesian posterior, and the bootstrap and IJ agree closely. For $\log(\sigma_y)$, the IJ covariance is differs from the bootstrap by an amount greater than the estimated standard errors, but the IJ is still a better estimate of the frequentist variance than the Bayesian posterior. The second row of Figure 6 shows the estimated covariances, i.e., the off-diagonal entries of the covariance matrices. The covariances mostly differ from one another by less than the estimated Monte Carlo error, except for the covariance between ϕ_{mean} and $\log \sigma_y$.

Computing the initial MCMC run took 8 seconds, and the additional time to compute \hat{V}^{IJ} was negligible. In contrast, computing \hat{V}^{Boot} took 1,403 seconds. The IJ produced results very similar to the bootstrap, especially considering Monte Carlo error, but approximately 186 times faster.

4.5 Election modeling

4.5.1 Model and data

The Economist website published predictions of the outcome of the 2020 presidential race using a Bayesian model implemented in Stan Gelman and Heidemanns 2020. The model and data for some previous election cycles were made publicly available on the website, and we examined the model’s predictions of the 2016 presidential election. The dataset consisted of 361 national polls conducted over the course of the 2016 election. We examined the election-day posterior mean vote percentage for the democratic candidate both nationally and in each of the 51 US “states” (for the duration of this section, I will describe Washington D.C. as a “state” for simplicity of exposition), and consider the frequentist variability under re-sampling of the 361 polls. By re-sampling the polls rather than the individual responses, we allow for the possibility that respondents are not necessarily independent within a poll while still capturing the sampling variability within the polls.

Based on Linzer 2013, the model views the raw poll results as noisy draws from the logistic transform of a random walk in time, plus random effects to account for various aspects of the poll. The random effects accounted for include the noisy observations from a random walk of unobserved “true” vote percentages, pollster identity (there were 44 distinct pollsters), the population queried (e.g., likely voters, registered voters, etc.), and the mode of the poll (e.g. online, phone, etc.). Since all the polls were national, the vote proportions in the individual states are not informed directly by the data. Rather, the poll probabilities are drawn randomly from the logistic transform of a national random walk (plus random effects), and the national random walk is modeled in turn as a weighted sum of individual state random walks that follow a 51-dimensional autoregressive process with *a priori* fixed covariance.

The prior distribution on the “true” vote percentage random walks is centered on a fundamentals prediction on election day, and then follows an autoregressive process backwards in time. Effectively, polls are shrunk more towards the fundamentals prediction near election day, and shrunk less the further the poll is from the election. The random walk prior also effectively smooths the time series of predictions. The fundamentals-based election day prediction is, again, estimated from data outside the model and treated as fixed in the present analysis. See Gelman and King 1993 for the reasoning being this time-reversed random walk prior. Figure 7 shows a time series plot of the polls, as well as the models’ prediction and credible interval over time for the national vote.

The distinction between γ and λ in the election model is less clear than in explicit random effects like those of 4.4 and 4.2. Our quantities of interest,

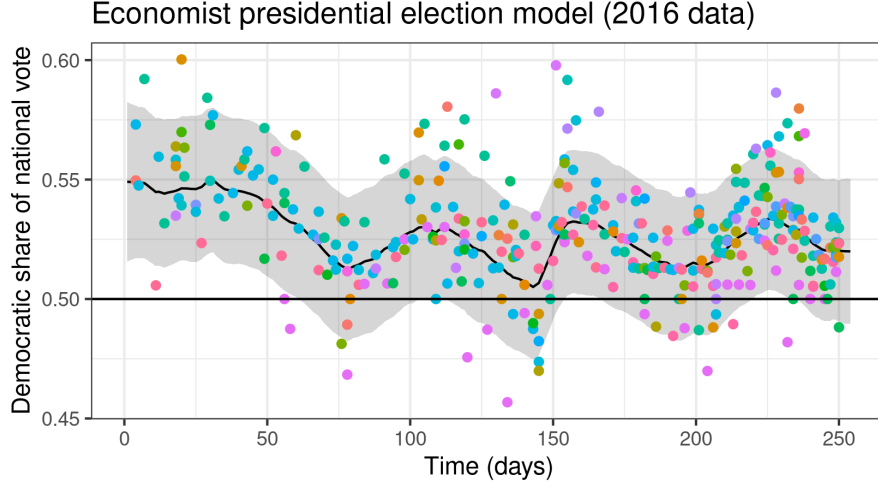


Figure 7: Some real data. of the IJ and simulation, frequentist error.

the election day vote percentages, can be derived entirely from the state-level¹⁹ random walks on election day. So we take

$$\begin{aligned}
 \gamma &:= \text{State-level random walk values on election day} \\
 \lambda &:= \text{All other parameters (including all other random walk values)} \\
 \rho_s &:= \left(\frac{\exp(\gamma_s)}{1 + \exp(\gamma_s)} \right) = \text{Expected state vote proportions} \\
 w_s &:= \text{State population proportions (fixed } a \text{ priori)} \\
 \rho_{\text{nat}} &:= \sum_{s=1}^{51} w_s \rho_s = \text{Expected national vote proportion} \\
 g(\gamma) &:= (\rho_{\text{nat}}, \rho_1, \dots, \rho_{51}).
 \end{aligned}$$

We take a datapoint, x_n , to be the value of one of the 361 national polls. Note that, by doing so, we consider multiple observations from the same pollster to be exchangeable. Conceptually, we are conditioning on the identities of the pollsters, and randomly drawing a new population of polls from the fixed set of pollsters.

In this case, the data is literally a random sample from a larger population, and the variability under that sampling procedure is naturally an interesting quantity. Furthermore, the model is surely an incomplete description of the true underlying relationship between the voting population and the polls. Consequently, it is particularly interesting to ask whether the posterior uncertainty is greater than or less than the frequentist variability due to the random sampling that we know

¹⁹Washington DC is counted as a “state,” so γ is length 51.

gave rise to the observed data. In particular, if the frequentist sampling variability is much smaller than the posterior uncertainty, then the posterior uncertainty is dominated by model uncertainty that is not being strongly informed by the data.

4.5.2 Modeling results

We computed 3,000 MCMC draws using `Stan`, which took approximately 10 hours of compute time. We computed 100 bootstraps, for a total bootstrap compute time of approximately 1,231 hours. As expected, the bootstrap took roughly $119 \approx 100$ times longer than the initial MCMC run. There was considerable variability in the MCMC runtime of the bootstrap, and a few slow runs of MCMC increased the average bootstrap time relative to the run on the original dataset.

Figure 8 shows results for the national vote, and the states OH and DC, which had the smallest and largest relative error between the IJ and bootstrap, respectively. Most importantly, observe that the Bayesian variance is over an order of magnitude larger than both estimates of the frequentist variance. In this model, the posterior uncertainty is dominated by the uncertainty in its latent parameters, strongly suggesting that additional polling data *from the same distribution as the data* will be relatively unhelpful for reducing the posterior variability. In particular, one might expect to require more sampling near the election date, and more repeated sampling from existing pollsters; such sampling is different from more samples from the same distribution that gave rise to our empirical distribution on x_n because we are effectively conditioning on the distribution of the polls amongst pollsters and time points.

In Figure 8, we see from the error bars that the IJ and bootstrap differ by more than can be accounted for by Monte Carlo sampling, even in the national vote and best-performing state, OH. Nevertheless, the qualitative conclusion drawn by \hat{V}^{IJ} is correct, which is that the frequentist variability is much smaller than the Bayesian posterior variability in this case. Figure 9 shows that the rest of the states show the same qualitative performance.

The reason for the discrepancy between the IJ and the bootstrap in this case is not clear to the authors, but we can put forward some possibilities. One possibility is that a BCLT simply does not apply to this dataset for lack of data. Due to the time series nature of the model, one might expect that early polls do not have a strong effect on the prediction on election day, and that the effective number of samples informing our election-day quantity of interest is in fact much smaller than 361. Similarly, the fact that each pollster has its own random effect, but many pollsters are observed only a few times in this dataset, may mean that the marginal likelihood of the data is not strongly affected by the national vote on election day. Any such arguments made for the national vote would apply *a fortiori* for the states, since the data consisted only of national-level polls, and an individual state’s parameters are necessarily even less informative of the data than any national-level parameters. Another possibility, as discussed in the beginning of Section 4, could be that V^{IJ} and V^{Boot} (of which our computed \hat{V}^{IJ}

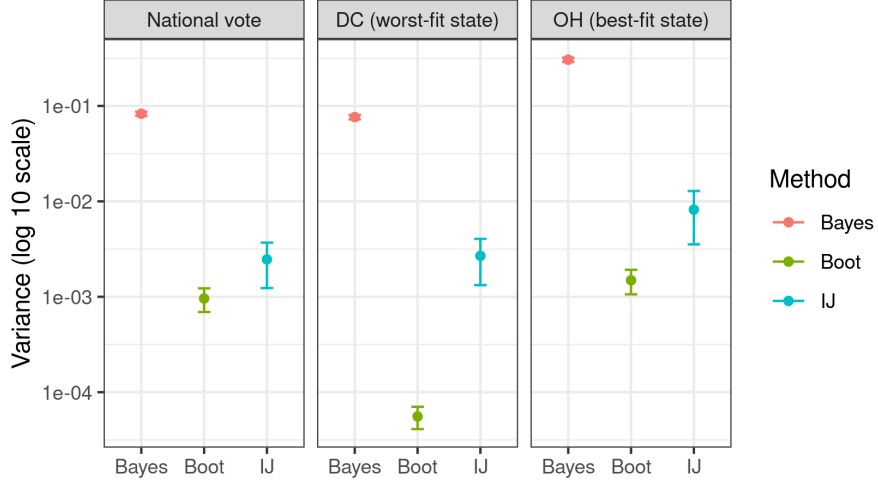


Figure 8: Selected for the national vote and the two states in which the IJ performed worst and best. Note the log10 scale of the y-axis. The upper and lower extent of the error bars were computed using $2\Xi^{IJ}$, $2\Xi^{\text{Bayes}}$, and $2\Xi^{\text{boot}}$ before transforming by log10 for plotting.

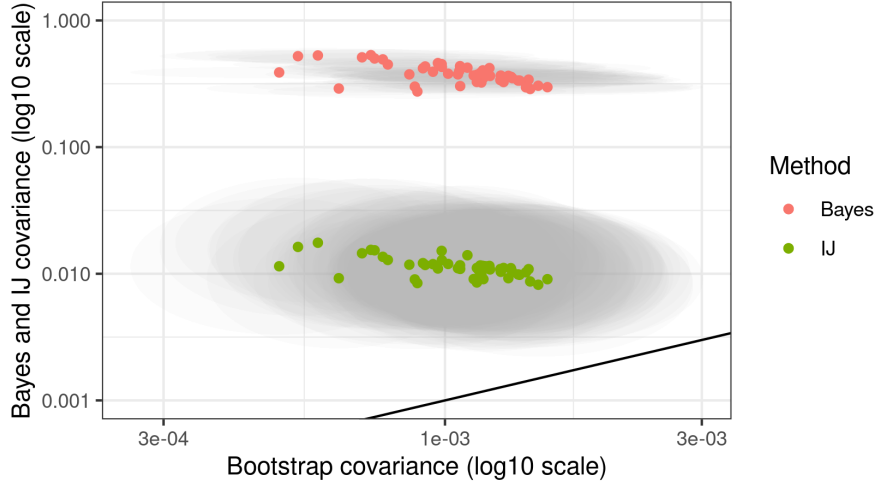


Figure 9: Scatterplot of the diagonals of \hat{V}^{Bayes} , \hat{V}^{IJ} , and \hat{V}^{Boot} for all the states except DC. Note the log10 scale of the y-axis. The extent of the confidence ellipses (shown in gray) were computed using $2\Xi^{IJ}$, $2\Xi^{\text{Bayes}}$, and $2\Xi^{\text{boot}}$ before transforming by log10 for plotting.

and \hat{V}^{Boot} are Monte Carlo estimates) may be quite different from one another

due to N being sufficiently far from ∞ .

Nevertheless, we emphasize that the IJ provided the qualitatively correct result in this case — namely, that the frequentist variance is a small fraction of the posterior variance, and essentially no additional time relative to the initial MCMC run, compared over a thousand hours of compute time required for the bootstrap.

5 Conclusion

We define and analyze the IJ covariance estimate of the frequentist variance of Bayesian posterior expectations. The IJ covariance is computationally appealing, since it can be computed easily from only a single set of MCMC draws, in contrast to the bootstrap, which, in general, requires many distinct MCMC chains. In finite dimensional problems obeying a central limit theorem, we show that the IJ covariance is consistent, since it consistently estimates the sandwich covariance matrix. However, in high-dimensional problems in which some parameters' posterior do not concentrate, we prove using a von Mises calculus that the IJ covariance is inconsistent in general, even as an estimator for parameters which concentrate marginally. Nevertheless, we argue theoretically and demonstrate in real-life settings that the IJ covariance remains a useful estimator even when the posterior does not fully concentrate, particularly given its computational simplicity.

References

- Davidson, R. and J. MacKinnon (2004). *Econometric theory and methods*. Vol. 5. Oxford University Press New York.
- Dudley, R. (2018). *Real analysis and probability*. Chapman and Hall/CRC.
- Efron, B. and R. Tibshirani (1994). *An Introduction to the Bootstrap*. CRC press.
- Fernholz, L. (1983). *Von Mises Calculus for Statistical Functionals*. Vol. 19. Springer Science & Business Media.
- Freedman, D. (2005). *Notes for Statistics 215: The Neyman-Scott paradox*. URL: <https://www.stat.berkeley.edu/~census/neyscpa.pdf> (visited on 11/07/2020).
- Gawron, V. and J. Peer (2003). “Automatically Wrong”. In: *Proceedings of the Human Factors and Ergonomics Society Annual Meeting*. Vol. 47. 1. SAGE Publications Sage CA: Los Angeles, CA, pp. 159–163.
- Gelman, A. and M. Heidemanns (2020). *The Economist: Forecasting the US elections*. Data and model accessed Oct., 2020. URL: <https://projects.economist.com/us-2020-forecast/president>.
- Gelman, A. and J. Hill (2006). *Data analysis using regression and multi-level/hierarchical models*. Cambridge university press.
- Gelman, A. and G. King (1993). “Why are American presidential election campaign polls so variable when votes are so predictable?” In: *British Journal of Political Science*, pp. 409–451.
- Ghosh, J. and R. Ramamoorthi (2003). *Bayesian nonparametrics*. Springer Science & Business Media.
- Goodrich, B. et al. (2020). *rstanarm: Bayesian applied regression modeling via Stan*. R package version 2.19.3. URL: <https://mc-stan.org/rstanarm>.
- Huggins, J. and J. Miller (2019). “Using bagged posteriors for robust inference and model criticism”. In: *arXiv preprint arXiv:1912.07104*.
- Kass, R., L. Tierney, and J. Kadane (1990). “The Validity of Posterior Expansions Based on Laplace’s Method”. In: *Bayesian and Likelihood Methods in Statistics and Econometrics*.
- Kéry, M. and M. Schaub (2011). *Bayesian population analysis using WinBUGS: A hierarchical perspective*. Academic Press.
- Kleijn, B. and A. van der Vaart (2006). “Misspecification in infinite-dimensional Bayesian statistics”. In: *The Annals of Statistics* 34.2, pp. 837–877.
- (2012). “The Bernstein-von-Mises theorem under misspecification”. In: *Electronic Journal of Statistics* 6, pp. 354–381.
- Lehmann, E. and G. Casella (2006). *Theory of point estimation*. Springer Science & Business Media.
- Linzer, D. (2013). “Dynamic Bayesian forecasting of presidential elections in the states”. In: *Journal of the American Statistical Association* 108.501, pp. 124–134.
- McCulloch, C. (2003). “Generalized linear mixed models”. In: *Ims*.
- Reeds, J. (1976). “Ill (1976). On the definition of von Mises functionals”. PhD thesis. Ph. D. Thesis, Statistics, Harvard University.

REFERENCES

- Schorcht, W., F. Bontadina, and M. Schaub (2009). “Variation of adult survival drives population dynamics in a migrating forest bat”. In: *Journal of Animal Ecology* 78.6, pp. 1182–1190.
- Serfling, R. (1980). *Approximation theorems of mathematical statistics*. Vol. 162. John Wiley & Sons.
- Shao, J. and D. Tu (2012). *The Jackknife and Bootstrap*. Springer Series in Statistics.
- Stan Team (2017). *Stan Example Models Wiki*. Referenced on June 5th, 2020. URL: <https://github.com/stan-dev/example-models/wiki>.
- Stefanski, L. and D. Boos (2002). “The Calculus of M-estimation”. In: *The American Statistician* 56.1, pp. 29–38.
- Vaart, A. van der and J. Wellner (2013). *Weak convergence and empirical processes with applications to statistics*. Springer Science & Business Media.
- Van der Vaart, A. (2000). *Asymptotic statistics*. Vol. 3. Cambridge university press.
- von Mises, R. (1947). “On the asymptotic distribution of differentiable statistical functions”. In: *The Annals of Mathematical Statistics* 18.3, pp. 309–348.

Appendices

A Additional notation and lemmas

A.1 Additional notation

Throughout our proofs, we will be forming and manipulating higher-order Taylor expansions of functions of θ . The arrays of derivatives in these expressions will always be summed against a direction, typically $\tau = \sqrt{N}(\theta - \hat{\theta})$. In order to avoid cumbersome summation notation for all such terms, we will implicitly sum derivative arrays against τ or θ . For example, for a function $\psi(\theta, x_n) \in \mathbb{R}^{D_\psi}$, we will write

$$\psi_{(3)}(\hat{\theta}, x_n)\tau^3 = \sum_{a=1}^D \sum_{b=1}^D \sum_{c=1}^D \frac{\partial^3 \psi(\theta, x_n)}{\partial \theta_a \partial \theta_b \partial \theta_c} \Big|_{\hat{\theta}} \tau_a \tau_b \tau_c.$$

Occasionally we will need to sum several derivative arrays against τ , particularly in Section B.7. Since the directions τ will always be the same, we will combine the τ in such expressions with no ambiguity. For example, for the term involving $\mathcal{L}_{(3)}(\hat{\theta})$ in the statement of Theorem 1, we will write

$$\psi_{(1)}(\hat{\theta}, x)\mathcal{L}_{(3)}(\hat{\theta})\tau^4 = \sum_{a=1}^D \sum_{b=1}^D \sum_{c=1}^D \sum_{d=1}^D \psi_{(1:a)}(\hat{\theta}, x)\mathcal{L}_{(3:b,c,d)}(\hat{\theta})\tau_a \tau_b \tau_c \tau_d.$$

When necessary, higher derivatives will be indexed in the parentheses. For example, $\psi_{(2:i,j)}(\theta, x_n)$ will denote the length D_ψ vector

$$\frac{\partial^2 \psi(\theta, x_n)}{\partial \theta_i \partial \theta_j} \Big|_{\theta, x_n}.$$

We denote by $\mathbb{I}(A)$ the indicator function taking value 1 when the event A occurs and 0 otherwise.

We will use order notation to describe the behavior of quantities as $N \rightarrow \infty$. For example, we will use $z = O(\phi(N))$ to mean there exists an N^* and an $A > 0$ such that $N > N^* \Rightarrow z < A\phi(N)$. In our notation, A and N^* in this definition will never depend on the data, X , though they may depend on unobserved population quantities. Dependence on the data X in order notation will always be represented with O_p notation. For example, $z = O_p(\phi(N))$ will mean that there exists an $A > 0$ such that for any $\epsilon > 0$, there is a corresponding N^* and such that

$$N > N^* \quad \Rightarrow \quad \mathbb{E}_{X \sim \text{iid}_{\mathbb{F}}} [\mathbb{I}(z < A\phi(N))] > 1 - \epsilon.$$

Here, A does not depend on ϵ . The meaning is that the event $z = O(\phi(N))$ occurs with arbitrarily high probability as N goes to infinity. The notation \tilde{O} and \tilde{O}_p will have the same meaning as O and O_p notation respectively, but with factors of $\log N$ possibly ignored.

A.2 Lemmas and Definitions

Definition 8. For a k -times differentiable function $\phi(\theta)$, a fixed $\hat{\theta}$, and and θ , define the residual functional

$$\mathcal{T}_{(k)}(\phi, \hat{\theta}, \theta) := \frac{1}{(k-1)!} \int_0^1 (1-t)^{k-1} \phi_{(k)}(\hat{\theta} + t(\theta - \hat{\theta})) dt.$$

The residual $\mathcal{T}_{(k)}(\phi, \hat{\theta}, \theta)$ is an array of the same dimension as the k -th order derivative, $\phi_{(k)}(\theta)$. Observe that, for any norm $\|\cdot\|$,

$$\left\| \mathcal{T}_{(k)}(\phi, \hat{\theta}, \theta) \right\| \leq \frac{1}{(k-1)!} \sup_{\tilde{\theta}: \|\tilde{\theta} - \hat{\theta}\|_{\infty} \leq \|\theta - \hat{\theta}\|_{\infty}} \left\| \phi_{(k)}(\tilde{\theta}) \right\|.$$

Lemma 2. A K -times continuously differentiable function $\phi(\theta)$ has Taylor series residual

$$\phi(\theta) = \sum_{k=0}^{K-1} \frac{1}{k!} \phi_{(k)}(\hat{\theta})(\theta - \hat{\theta})^k + \mathcal{T}_{(K)}(\phi, \hat{\theta}, \theta)(\theta - \hat{\theta})^K.$$

Proof. Let $\phi_d(\theta)$ denote the d -th component of the vector $\phi(\theta)$ (contrast this notation with for the d -th order derivative $\phi_{(d)}(\theta)$). Consider the scalar to scalar map $t \mapsto \phi_d(\hat{\theta} + t(\theta - \hat{\theta}))$. Taking the integral remainder form of the $K-1$ -th order Taylor series expansion of this scalar map Dudley 2018, Appendix B.2 and stacking the result into a vector gives the desired result. \square

Expanding Definition 1, define the following quantities.

Definition 9.

$$\begin{aligned} \hat{\mathcal{L}}_{(k)}(\theta) &:= \frac{1}{N} \sum_{n=1}^N \ell_{(k)}(x_n | \theta) & \mathcal{L}_{(k)}(\theta) &:= \int \ell_{(k)}(x | \theta) d\mathbb{F}(x) \\ \hat{Z} &:= \det \left(2\pi \hat{\mathcal{I}}^{-1} \right)^{1/2} & \hat{\mathcal{G}}(\tau) &:= \hat{Z}^{-1} \exp \left(-\frac{1}{2} \hat{\mathcal{I}} \tau^2 \right) = \mathcal{N}(\tau | 0, \hat{\mathcal{I}}^{-1}) \\ \lambda_{\mathcal{I}} &:= \text{The minimum eigenvalue of } \mathcal{I} & \hat{\lambda}_{\mathcal{I}} &:= \text{The minimum eigenvalue of } \hat{\mathcal{I}} \end{aligned}$$

Additionally, our residuals will be defined in terms of the following truncated normal distribution.

Definition 10. Let $\mathcal{G}_{\lambda}^S(\tau)$ denote the $\mathcal{N}(\tau | 0, \lambda^{-1} I_D)$ distribution truncated to the set S , where I_D denotes the $D \times D$ identity matrix. Specifically,

$$\mathcal{G}_{\lambda}^S(\tau) := \frac{\exp \left(-\frac{\lambda}{2} \|\tau\|_2^2 \right)}{\int_S \exp \left(-\frac{\lambda}{2} \|\tau\|_2^2 \right) d\tau}.$$

A ADDITIONAL NOTATION AND LEMMAS

We next show that the domination condition of the derivatives of the log likelihood — specifically, Assumption 1 Items 1, 4 and 5 — suffices to apply various uniform laws.

Lemma 3. *Suppose that there exists $\delta_{LLN} > 0$, $M(x_0)$, and $K \geq 1$ such that*

$$\sup_{\theta \in B_{\delta_{LLN}}} \|\ell_{(K)}(x_0|\theta)\|_2 \leq M(x_0) \quad \text{with} \quad \mathbb{E}_{\mathbb{F}(x_0)} [M(x_0)^2] \leq \infty. \quad (17)$$

Then

$$\sup_{\theta \in B_{\delta_{LLN}}} \left\| \frac{1}{N} \sum_{n=1}^N \left(\ell_{(k)}(x_n|\theta) - \mathbb{E}_{\mathbb{F}(x_0)} [\ell_{(k)}(x_0|\theta)] \right) \right\|_2 \xrightarrow[N \rightarrow \infty]{prob} 0$$

for $k \in \{0, \dots, K-1\}$ (18)

$$\sup_{\theta \in B_{\delta_{LLN}}} \left\| \frac{1}{\sqrt{N}} \sum_{n=1}^N \left(\ell_{(k)}(x_n|\theta) - \mathbb{E}_{\mathbb{F}(x_0)} [\ell_{(k)}(x_0|\theta)] \right) \right\|_2 = O_p(1)$$

for $k \in \{0, \dots, K-1\}$ (19)

$$\sup_{\theta \in B_{\delta_{LLN}}} \frac{1}{N} \sum_{n=1}^N \|\ell_{(k)}(x_n|\theta)\|_2^2 = O_p(1)$$

for $k \in \{0, \dots, K\}$. (20)

Proof. First, note that

$$\sup_{\theta \in B_{\delta_{LLN}}} \frac{1}{N} \sum_{n=1}^N \|\ell_{(K)}(x_n|\theta)\|_2^2 \leq \frac{1}{N} \sum_{n=1}^N \sup_{\theta \in B_{\delta_{LLN}}} \|\ell_{(K)}(x_n|\theta)\|_2^2 \quad \text{and}$$

$$\mathbb{E}_{\mathbb{F}(x_0)} \left[\sup_{\theta \in B_{\delta_{LLN}}} \|\ell_{(K)}(x_0|\theta)\|_2^2 \right] \leq \mathbb{E}_{\mathbb{F}(x_0)} [M(x_0)^2] < \infty,$$

so Eq. 20 holds for $k = K$ by the strong law of large numbers.

We now prove the remaining relations inductively. For a scalar-valued, differentiable function $f(\theta)$, and any two θ, θ' in $B_{\delta_{LLN}}$, we can write

$$\begin{aligned} |f(\theta) - f(\theta')| &= \left| \int_0^1 \frac{\partial f(\theta' + t(\theta - \theta'))}{\partial t} dt \right| \\ &= \left| \int_0^1 f_{(1)}(\theta' + t(\theta - \theta'))(\theta - \theta') dt \right| \\ &\leq \|\theta - \theta'\|_2 \sup_{\tilde{\theta} \in B_{\delta_{LLN}}} \|f_{(1)}(\tilde{\theta})\|_2. \end{aligned}$$

Applying the previous formula componentwise to $\ell_{(K-1)}(x_0|\theta)$, and loosening the right hand side to contain all of $\|\ell_{(K)}(x_0|\tilde{\theta})\|_2$ rather than only a particular

component, gives

$$\begin{aligned} \|\ell_{(K-1)}(x_0|\theta)\|_\infty &\leq \|\theta - \theta'\|_2 \sup_{\tilde{\theta} \in B_{\delta_{LLN}}} \|\ell_{(K)}(x_0|\tilde{\theta})\|_2 \\ &\leq \|\theta - \theta'\|_2 M(x_0). \end{aligned}$$

It follows that each component of $\ell_{(K-1)}(x_0|\theta)$ is both Glivenko-Cantelli and Donsker, and so Eqs. 18 and 19 hold for $k = K - 1$ (see Van der Vaart 2000, Example 19.7). Further,

$$\sup_{\theta \in B_{\delta_{LLN}}} \|\ell_{(K-1)}(x_0|\theta)\|_2 \leq \sup_{\theta \in B_{\delta_{LLN}}} \sqrt{D_\theta} \|\ell_{(K-1)}(x_0|\theta)\|_\infty \leq 2\sqrt{D_\theta} \delta_{LLN} M(x_0).$$

It follows that Eq. 20 holds for $k = K - 1$.

Additionally, Eq. 17 holds for $k = K - 1$, so the remaining results follow by proceeding inductively on $K - 1$, $K - 2$, and so on. \square

A.3 Derivatives of posterior expectations

Consider an exponentially tilted distribution,

$$\mathbb{P}(\theta|t) := \frac{\exp(\ell(\theta) + t\phi(\theta))}{\int \exp(\ell(\theta') + t\phi_k(\theta')) d\theta'}$$

which we assume is defined for all t in a neighborhood of the zero vector. When we can exchange the order of integration and differentiation,

$$\left. \frac{d}{dt} \mathbb{E}_{\mathbb{P}(\theta|t)} [g(\theta)] \right|_t = \mathbb{E}_{\mathbb{P}(\theta|t)} [g(\theta)\phi(\theta)] - \mathbb{E}_{\mathbb{P}(\theta|t)} [g(\theta)] \mathbb{E}_{\mathbb{P}(\theta|t)} [\phi(\theta)].$$

Applying the previous formula to itself gives

$$\begin{aligned} \left. \frac{d^2}{dt^2} \mathbb{E}_{\mathbb{P}(\theta|t)} [g(\theta)] \right|_t &= \mathbb{E}_{\mathbb{P}(\theta|t)} [g(\theta)\phi(\theta)\phi(\theta)] - \mathbb{E}_{\mathbb{P}(\theta|t)} [g(\theta)\phi(\theta)] \mathbb{E}_{\mathbb{P}(\theta|t)} [\phi(\theta)] - \\ &\quad \mathbb{E}_{\mathbb{P}(\theta|t)} [g(\theta)] \left(\mathbb{E}_{\mathbb{P}(\theta|t)} [\phi(\theta)\phi(\theta)] - \mathbb{E}_{\mathbb{P}(\theta|t)} [\phi(\theta)] \mathbb{E}_{\mathbb{P}(\theta|t)} [\phi(\theta)] \right) - \\ &\quad \mathbb{E}_{\mathbb{P}(\theta|t)} [\phi(\theta)] \left(\mathbb{E}_{\mathbb{P}(\theta|t)} [g(\theta)\phi(\theta)] - \mathbb{E}_{\mathbb{P}(\theta|t)} [g(\theta)] \mathbb{E}_{\mathbb{P}(\theta|t)} [\phi(\theta)] \right). \end{aligned}$$

If, for some t_0 , we set

$$\begin{aligned} \bar{g}(\theta) &:= g(\theta) - \mathbb{E}_{\mathbb{P}(\theta|t_0)} [g(\theta)] \\ \bar{\phi}(\theta) &:= \phi(\theta) - \mathbb{E}_{\mathbb{P}(\theta|t_0)} [\phi(\theta)], \end{aligned}$$

B EXPANSION OF POSTERIOR MOMENTS

then the above formulas simplify at t_0 to

$$\left. \frac{d}{dt} \mathbb{E}_{\mathbb{P}(\theta|t)} [g(\theta)] \right|_{t=t_0} = \mathbb{E}_{\mathbb{P}(\theta|t)} [\bar{g}(\theta)\bar{\phi}(\theta)] \quad \text{and} \quad \left. \frac{d^2}{dt^2} \mathbb{E}_{\mathbb{P}(\theta|t)} [g(\theta)] \right|_{t=t_0} = \mathbb{E}_{\mathbb{P}(\theta|t)} [\bar{g}(\theta)\bar{\phi}(\theta)\bar{\phi}(\theta)].$$

Importantly, the validity of the preceding expression for the second derivative requires that the centering is at a fixed t_0 — the same t_0 at which the derivative is evaluated — and does not depend on t .

B Expansion of posterior moments

The proof of Theorem 1 will be broken up into several parts. Our first step is to derive an explicit series expansion for posterior expectations of the form $\mathbb{E}_{\mathbb{P}(\theta|X)} [\phi(\theta)]$, culminating in Lemma 12. In Lemma 15, we then consider the dependence of $\phi(\theta)$ on a subset of datapoints, writing $\phi(\theta, X_s)$ (recalling Definition 5), and showing that the results of Lemma 12 can be summed over \mathcal{S} . The residual of the expansion in Lemma 12 is designed so that Lemma 15 follows easily.

To prove Lemma 12, we follow classical proofs of the BCLT (see Appendix B.10 for discussion), keeping explicit track of the residual. We first express the desired expectation as the ratio of integrals with respect to τ . We then divide the domain of integration into three regions according to their distance from $\hat{\theta}$ and treat each separately. Finally, we combine the bounds on the integrals over different regions for our final result.

Throughout, we will use the change of variable

$$\theta := \hat{\theta} + \sqrt{N}\tau \quad \Leftrightarrow \quad \tau = N^{-1/2}(\theta - \hat{\theta}).$$

We will switch the domain of integration between τ and θ without re-writing the arguments. For example, for some function $\phi(\theta)$, we will write the shorthand $\int \phi(\theta) d\tau$ for the more precise $\int \phi(\sqrt{N}\tau + \hat{\theta}) d\tau$. Similarly, we will overload set notation: if A is a set of θ , we will write $\tau \in A$ as a shorthand for $\tau \in \{\tau : \hat{\theta} + \sqrt{N}\tau \in A\}$. Although slight abuses of notation, these conventions will keep our expressions more compact, as well as serve as a reminder of the θ domain in which the integrand is smooth by assumption.

In Assumption 3 we now state the assumptions that we will use throughout this section.

Assumption 3. *Assume that $\phi(\theta, X_s)$ is third-order BCLT-okay according to Definition 6, and that Assumption 1 holds.*

B.1 Proof of Proposition 1

B EXPANSION OF POSTERIOR MOMENTS

Lemma 4. *Under Assumption 1, $\hat{\theta} \xrightarrow[N \rightarrow \infty]{prob} \tilde{\theta}$, and $\|\hat{\mathcal{I}}^{-1}\|_{op} < 2\lambda_{\mathcal{I}}^{-1}$, with probability approaching one.*

Proof. By Assumption 1 Item 6, \mathcal{I} is positive definite with $\|\mathcal{I}^{-1}\|_{op} = \|\mathcal{L}_{(2)}(\tilde{\theta})\|_{op} = \lambda_{\mathcal{I}}^{-1}$. Choose δ small enough that $\mathcal{L}_{(2)}(\theta)$ is continuous by Assumption 1 Item 4, then choose δ smaller still so that, by continuity of the operator norm,

$$\sup_{\theta \in B_\delta} \|\mathcal{L}_{(2)}(\theta)^{-1}\|_{op} < \sqrt{2}\lambda_{\mathcal{I}}^{-1}.$$

Next, choose δ sufficiently small that, by the ULLN of Assumption 1 Item 5 and Lemma 3,

$$\sup_{\theta \in B_\delta} \|\hat{\mathcal{L}}_{(2)}(\theta)^{-1}\|_{op} < 2\lambda_{\mathcal{I}}^{-1},$$

with probability approaching one. For the remainder of the proof, we will condition on the event that the preceding display holds.

Using Lemma 2 to Taylor expand $\hat{\mathcal{L}}_{(1)}$ around $\hat{\theta}$ and evaluate at $\tilde{\theta}$ gives

$$\hat{\mathcal{L}}_{(1)}(\tilde{\theta}) = \hat{\mathcal{L}}_{(1)}(\hat{\theta}) + \mathcal{T}_{(2)}\left(\hat{\mathcal{L}}, \hat{\theta}, \tilde{\theta}\right)(\hat{\theta} - \tilde{\theta}). \quad (21)$$

Now, the minimum eigenvalue of the matrix $\mathcal{T}_{(2)}\left(\hat{\mathcal{L}}, \hat{\theta}, \theta\right)$ is controlled by

$$\begin{aligned} \inf_{v: \|v\|_2=1} v^T \mathcal{T}_{(2)}\left(\hat{\mathcal{L}}, \hat{\theta}, \theta\right) v &= \inf_{v: \|v\|_2=1} \int_0^1 (1-t) v^T \hat{\mathcal{L}}_{(2)}(\hat{\theta} + t(\tilde{\theta} - \hat{\theta})) v dt \\ &\geq \inf_{v: \|v\|_2=1} \inf_{\theta \in B_\delta} v^T \hat{\mathcal{L}}_{(2)}(\theta) v \\ &\geq \frac{\lambda_{\mathcal{I}}}{2}. \end{aligned}$$

Consequently, the matrix $\mathcal{T}_{(2)}\left(\hat{\mathcal{L}}, \hat{\theta}, \theta\right)$ is invertible with $\left\|\mathcal{T}_{(2)}\left(\hat{\mathcal{L}}, \hat{\theta}, \theta\right)^{-1}\right\|_{op} \leq 2\lambda_{\mathcal{I}}^{-1}$. Applying to the Taylor expansion, and using the fact that $\hat{\mathcal{L}}_{(1)}(\hat{\theta}) = 0$, gives that

$$\left\|\hat{\theta} - \tilde{\theta}\right\|_2 \leq 4\lambda_{\mathcal{I}}^{-1} \left\|\hat{\mathcal{L}}_{(1)}(\tilde{\theta})\right\|_2.$$

Finally, by a ULLN applied to $\hat{\mathcal{L}}_{(1)}$, we have $\hat{\mathcal{L}}_{(1)}(\tilde{\theta}) \xrightarrow[N \rightarrow \infty]{prob} \mathcal{L}_{(1)}(\tilde{\theta}) = 0$, concluding the proof. \square

Proof of Proposition 1.

B EXPANSION OF POSTERIOR MOMENTS

Proof. The proof uses Eq. 21 in the proof of Lemma 4. First, let $\delta_N := \|\hat{\theta} - \tilde{\theta}\|_2$, so that, by Lemma 4, $\delta_N \xrightarrow[N \rightarrow \infty]{prob} 0$.

Then, observe that

$$\begin{aligned} & \left\| \mathcal{T}_{(2)}(\hat{\mathcal{L}}, \hat{\theta}, \theta) - \mathcal{L}_{(2)}(\tilde{\theta}) \right\|_2 \\ &= \left\| \int_0^1 (t-1) \left(\hat{\mathcal{L}}_{(2)}(t(\theta - \hat{\theta}) + \hat{\theta}) dt - \mathcal{L}_{(2)}(\tilde{\theta}) \right) dt \right\|_2 \\ &\leq \sup_{\theta \in B_{\delta_N}} \left\| \hat{\mathcal{L}}_{(2)}(\theta) - \mathcal{L}_{(2)}(\tilde{\theta}) \right\|_2 \\ &\leq \sup_{\theta \in B_{\delta_N}} \left\| \hat{\mathcal{L}}_{(2)}(\theta) - \hat{\mathcal{L}}_{(2)}(\tilde{\theta}) \right\|_2 + \sup_{\theta \in B_{\delta_N}} \left\| \hat{\mathcal{L}}_{(2)}(\tilde{\theta}) - \mathcal{L}_{(2)}(\tilde{\theta}) \right\|_2 \\ &\xrightarrow[N \rightarrow \infty]{prob} 0, \end{aligned}$$

where the limit to zero follows from continuity of $\hat{\mathcal{L}}_{(2)}$ via Assumption 1 Item 4 for the first term and the ULLN via Assumption 1 Item 5 and Lemma 3 for the second term. It follows that

$$\mathcal{T}_{(2)}(\hat{\mathcal{L}}, \hat{\theta}, \theta)^{-1} \xrightarrow[N \rightarrow \infty]{prob} \mathcal{L}_{(2)}(\tilde{\theta})^{-1} = -\mathcal{I}^{-1}.$$

Next, by Assumption 1 Item 5 and Lemma 3, $\mathbb{E}_{\mathbb{F}(x)} \left[\left\| \ell_{(1)}(x|\tilde{\theta}) \right\|_2^2 \right]$ is finite with probability approaching one, so $\text{Cov}_{\mathbb{F}(x)} \left(\ell_{(1)}(x|\tilde{\theta}) \right) = \Sigma$ is finite. By smoothness of \mathcal{L} (Assumption 1 Item 4) and the definition of $\tilde{\theta}$, $\mathbb{E}_{\mathbb{F}(x)} \left[\ell_{(1)}(x|\tilde{\theta}) \right] = 0$. The x_n are IID, so, by a central limit theorem,

$$\sqrt{N} \hat{\mathcal{L}}_{(1)}(\tilde{\theta}) = \frac{1}{\sqrt{N}} \sum_{n=1}^N \ell_{(1)}(x_n|\tilde{\theta}) \xrightarrow[N \rightarrow \infty]{dist} \mathcal{N}(\cdot|0, \Sigma).$$

By Eq. 21 in the proof of Lemma 4, with probability approaching one,

$$\begin{aligned} \sqrt{N}(\hat{\theta} - \tilde{\theta}) &= \mathcal{T}_{(2)}(\hat{\mathcal{L}}, \hat{\theta}, \theta)^{-1} \sqrt{N} \hat{\mathcal{L}}_{(1)}(\tilde{\theta}) \\ &\xrightarrow[N \rightarrow \infty]{dist} \mathcal{N}(\cdot|0, \mathcal{I}^{-1} \Sigma \mathcal{I}^{-1}), \end{aligned}$$

where the final line follows from Slutsky's theorem. \square

B.2 Ratio of integrals

We need to consider the asymptotic behavior of $\mathbb{E}_{\mathbb{P}(\theta|X)}[\phi(\theta, X_s)]$, which can be written as the ratio of the integrals

$$\mathbb{E}_{\mathbb{P}(\theta|X)}[\phi(\theta, X_s)] = \frac{\int \phi(\theta, X_s) \exp\left(N\hat{\mathcal{L}}(\theta)\right) d\theta}{\int \exp\left(N\hat{\mathcal{L}}(\theta)\right) d\theta}.$$

Recall that $\hat{\theta} := \operatorname{argmax}_{\theta} \hat{\mathcal{L}}(\theta)$ and define $\tilde{\theta}(t) := t(\theta - \hat{\theta}) + \hat{\theta}$. We will employ the following Taylor series expansion around $\hat{\theta}$.

$$\begin{aligned} \hat{\mathcal{L}}(\theta) &= \hat{\mathcal{L}}(\hat{\theta}) + \hat{\mathcal{L}}_{(1)}(\hat{\theta})(\theta - \hat{\theta}) + \frac{1}{2}\hat{\mathcal{L}}_{(2)}(\hat{\theta})(\theta - \hat{\theta})^2 + \\ &\quad \frac{1}{6}\hat{\mathcal{L}}_{(3)}(\hat{\theta})(\theta - \hat{\theta})^3 + \mathcal{T}_{(4)}\left(\hat{\mathcal{L}}, \hat{\theta}, \theta\right)(\theta - \hat{\theta})^4, \end{aligned}$$

recalling the definition of the integral form of the Taylor series residual $\mathcal{T}_{(4)}\left(\hat{\mathcal{L}}, \hat{\theta}, \theta\right)$ given in Definition 8.

Note that $\hat{\mathcal{L}}(\hat{\theta})$ is constant in θ , and that $\hat{\mathcal{L}}_{(1)}(\hat{\theta}) = 0$. Plugging in and changing the domain of integration to τ , we see

$$\begin{aligned} \mathbb{E}_{\mathbb{P}(\theta|X)}[\phi(\theta, X_s)] &= \frac{\int \phi(\theta, X_s) \exp\left(N\hat{\mathcal{L}}(\theta) - N\hat{\mathcal{L}}(\hat{\theta})\right) d\theta}{\int \exp\left(N\hat{\mathcal{L}}(\theta) - N\hat{\mathcal{L}}(\hat{\theta})\right) d\theta} \\ &= \frac{\int \phi(\theta, X_s) \exp\left(N\hat{\mathcal{L}}(\theta) - N\hat{\mathcal{L}}(\hat{\theta})\right) \sqrt{N} d\tau}{\int \exp\left(N\hat{\mathcal{L}}(\theta) - N\hat{\mathcal{L}}(\hat{\theta})\right) \sqrt{N} d\tau}. \end{aligned}$$

Since the factor of \sqrt{N} cancels in the preceding display, it will suffice to consider the following generic integral.

Definition 11. For a target function ϕ , define the integral functional

$$\begin{aligned} I(\phi) &:= \int \phi(\theta, X_s) \exp\left(N\hat{\mathcal{L}}(\theta) - N\hat{\mathcal{L}}(\hat{\theta})\right) d\tau \\ &= \int \phi(\theta, X_s) \times \\ &\quad \exp\left(\frac{1}{2}\hat{\mathcal{L}}_{(2)}(\hat{\theta})\tau^2 + N^{-1/2}\frac{1}{6}\hat{\mathcal{L}}_{(3)}(\hat{\theta})\tau^3 + N^{-1}\mathcal{T}_{(4)}\left(\hat{\mathcal{L}}, \hat{\theta}, \theta\right)\tau^4\right) d\tau. \end{aligned}$$

◀

Under Definition 11, $\mathbb{E}_{\mathbb{P}(\theta|X)}[\phi(\theta, X_s)] = I(\phi)/I(1)$. We will now consider the behavior of $I(\phi)$ for a generic third-order BCLT-okay ϕ , returning to consider the behavior of the ratio in Section B.8.

B.3 Regions

For some δ_1 and δ_2 to be determined later, we will divide consideration of $I(\phi)$ into the following three disjoint regions.

Definition 12. For any $\delta_1 > 0$ and $\delta_2 > 0$ and N sufficiently large, define the disjoint regions

$$\begin{aligned} R_1 &:= \left\{ \theta : \left\| \theta - \hat{\theta} \right\|_2 < \delta_1 \frac{\log N}{\sqrt{N}} \right\} \\ R_2 &:= \left\{ \theta : \delta_1 \frac{\log N}{\sqrt{N}} \leq \left\| \theta - \hat{\theta} \right\|_2 < \delta_2 \right\} \\ R_3 &:= \left\{ \theta : \delta_2 \leq \left\| \theta - \hat{\theta} \right\|_2 \right\}. \end{aligned}$$

Recalling our slight abuse of set notation, the same regions in the domain of τ are,

$$\begin{aligned} \tau \in R_1 &\Rightarrow \tau \in \{ \tau : \|\tau\|_2 < \delta_1 \log N \} \\ \tau \in R_2 &\Rightarrow \left\{ \tau : \delta_1 \log N \leq \|\tau\|_2 < \delta_2 \sqrt{N} \right\} \\ \tau \in R_3 &\Rightarrow \left\{ \tau : \delta_2 \sqrt{N} \leq \|\tau\|_2 \right\}. \end{aligned}$$

Similarly, we will use the regions as domains of integration for τ as well as θ . Correspondingly, we can define

$$\begin{aligned} I_1(\phi) &:= \int_{R_1} \phi(\theta, X_s) \exp \left(N \mathcal{L}(\theta) - N \mathcal{L}(\hat{\theta}) \right) d\tau \\ I_2(\phi) &:= \int_{R_2} \phi(\theta, X_s) \exp \left(N \mathcal{L}(\theta) - N \mathcal{L}(\hat{\theta}) \right) d\tau \\ I_3(\phi) &:= \int_{R_3} \phi(\theta, X_s) \exp \left(N \mathcal{L}(\theta) - N \mathcal{L}(\hat{\theta}) \right) d\tau. \end{aligned}$$

◀

Since the boundaries of the regions coincide, $I(\phi) = I_1(\phi) + I_2(\phi) + I_3(\phi)$ for N when the regions R_1 , R_2 , and R_3 are disjoint, which will occur for N sufficiently large (see Definition 13 below for more discussion of this point). Note that the union $R_1 \cup R_2$ is a δ_2 ball around $\hat{\theta}$, and that R_1 shrinks to $\hat{\theta}$ as $N \rightarrow \infty$.

Throughout the proof, we will be choosing δ_1 and δ_2 to satisfy certain conditions. Our assumptions will always take the form of assuming that δ_1 is *large enough*, and that δ_2 is *small enough*. For any particular δ_1 and δ_2 , we then will require that N is large enough that the regions are disjoint.

B.4 Nearly certain events

Our entire analysis will be conditioned on the occurrence of several events, each of which occurs with probability approaching one as N goes to infinity. Outside

of these events we provide no guarantees. As a consequence, the residuals of our approximation can be used to show convergence in probability or distribution (via Slutsky's theorem), but not convergence in expectation nor almost sure convergence.

Definition 13. For any $\epsilon_U > 0$, let \mathfrak{R} denote the event that all of the following occur for a particular N , δ_1 , δ_2 . (“R” is for “regular”.)

1. The regions R_1 , R_2 , and R_3 are disjoint, and $I(\phi) = I_1(\phi) + I_2(\phi) + I_3(\phi)$.
2. $\left\| \hat{\theta} - \tilde{\theta} \right\|_{\infty} < \epsilon_U$.
3. $|\pi(\hat{\theta}) - \pi(\tilde{\theta})| < \epsilon_U$.
4. For any scalar-valued function $\rho(\theta, x_n)$ with $\mathbb{E}_{\mathbb{F}(x_0)} [\rho(\theta, x_0)] = 0$ satisfying a ULLN with $\delta = \delta_{LLN}$,

$$\sup_{\theta \in R_1 \cup R_2} \frac{1}{N} \sum_{n=1}^N |\rho(\theta, x_n)| \leq \epsilon_U.$$

5. $\hat{\lambda}_I > \lambda_I/2$.
6. There exists $\epsilon_L > 0$ such that

$$\sup_{\theta \in R_3} \left(\sum_{n=1}^N \ell(x_n | \hat{\theta}) - \sum_{n=1}^N \ell(x_n | \theta) \right) > N\epsilon_L.$$

◀

Lemma 5. *Let Assumption 1 hold. For any $\delta_1 > 0$, any $\pi_0 \in (0, 1)$, and any $\delta_2 > 0$ and $\epsilon_U > 0$ satisfying $\delta_{LLN} > \epsilon_U + \delta_2$ and $\delta_2/2 \geq \epsilon_U$, there exists an N^* such $N > N^*$ implies that event \mathfrak{R} occurs with \mathbb{F} -probability at least $1 - \pi_0$.*

Proof. Event 1 follows from the fact that, for any positive δ_1 and δ_2 , eventually $\delta_2 \sqrt{N} > \delta_1 \log N$.

Event 2 follows from Lemma 4.

Event 3 follows from the fact that the prior density is continuous by Assumption 1 Item 2 and, by Lemma 4, we can take $\hat{\theta}$ to be arbitrarily close to $\tilde{\theta}$.

For Event 4, observe that $\left\| \hat{\theta} - \tilde{\theta} \right\|_2 < \epsilon_U$ implies that

$$\begin{aligned} \theta \in R_1 \cup R_2 &\Rightarrow \\ \left\| \theta - \hat{\theta} \right\|_2 &\leq \delta_2 \Rightarrow \\ \left\| \theta - \tilde{\theta} \right\|_2 &\leq \delta_2 + \left\| \hat{\theta} - \tilde{\theta} \right\|_2 \leq \delta_2 + \epsilon_U \leq \delta_{LLN}. \end{aligned}$$

B EXPANSION OF POSTERIOR MOMENTS

Therefore,

$$\sup_{\theta \in R_1 \cup R_2} \frac{1}{N} \sum_{n=1}^N |\rho(\theta, x_n)| \leq \sup_{\theta \in B_{\delta_{LLN}}} \frac{1}{N} \sum_{n=1}^N |\rho(\theta, x_n)| \xrightarrow[N \rightarrow \infty]{prob} 0.$$

Event 5 follows from Lemma 4.

For Event 6, write

$$\frac{1}{N} \sup_{\theta \in R_3} \left(\sum_{n=1}^N \ell(x_n | \hat{\theta}) - \sum_{n=1}^N \ell(x_n | \theta) \right) = \mathcal{L}(\hat{\theta}) - \mathcal{L}(\tilde{\theta}) + \sup_{\theta \in R_3} \left(\mathcal{L}(\tilde{\theta}) - \mathcal{L}(\theta) \right).$$

Since $\|\hat{\theta} - \tilde{\theta}\|_2 \leq \epsilon_U \leq \delta_2/2$ by assumption of the present lemma,

$$\begin{aligned} \theta \in R_3 &\Rightarrow \\ \|\theta - \hat{\theta} + \hat{\theta} - \tilde{\theta}\|_2 &\geq \delta_2 \Rightarrow \\ \|\theta - \hat{\theta}\|_2 + \|\hat{\theta} - \tilde{\theta}\|_2 &\geq \delta_2 \Rightarrow \\ \|\theta - \hat{\theta}\|_2 &\geq \delta_2 - \frac{\delta_2}{2} = \frac{\delta_2}{2}, \end{aligned}$$

so the set R_3 , is contained in $\Omega_\theta \setminus B_{\delta_2/2}$. Consequently, by Assumption 1 Item 6, there exists an ϵ_L such that

$$\sup_{\theta: \|\theta - \hat{\theta}\|_2 \geq \delta_2} \left(\mathcal{L}(\tilde{\theta}) - \mathcal{L}(\theta) \right) \leq \sup_{\theta \in \Omega_\theta \setminus B_{\delta_2/2}} \left(\mathcal{L}(\tilde{\theta}) - \mathcal{L}(\theta) \right) \leq -2\epsilon_L.$$

By the continuity of \mathcal{L} , and a ULLN applied to $\mathcal{L}(\theta)$, we can take $\|\hat{\theta} - \tilde{\theta}\|_2$ sufficiently small that that $|\mathcal{L}(\hat{\theta}) - \mathcal{L}(\tilde{\theta})| < \epsilon_L$. It follows that, with probability approaching one,

$$\frac{1}{N} \sup_{\theta: \|\theta - \hat{\theta}\|_2 \geq \delta_2} \left(\sum_{n=1}^N \ell(x_n | \hat{\theta}) - \sum_{n=1}^N \ell(x_n | \theta) \right) \leq \epsilon_L - 2\epsilon_L = -\epsilon_L.$$

The result follows by multiplying both sides of the inequality by N . \square

Note that Lemma 5 requires δ_2 to be sufficiently small (so that $\delta_{LLN} > \delta_2$), which in turn requires ϵ_U to be small (so that $\delta_{LLN} > 3\epsilon_U$). For any particular $\delta_{LLN} > \delta_2$, we can always apply Lemma 5 with arbitrarily small ϵ_U , at the cost of requiring a large enough N^* so that the probability convergence results apply. Throughout, we will choose ϵ_U *small enough* that we obtain our desired results.

B.5 Region R_3

The integral over R_3 goes to zero by strict optimality of $\tilde{\theta}$ and the proper behavior of the prior.

Lemma 6. *Under Assumption 3, when \mathfrak{R} occurs with $\epsilon_U < \pi(\tilde{\theta})/2$,*

$$\|I_3(\phi)\|_2 = O(\exp(-N\epsilon_L)) \mathbb{E}_{\pi(\theta)} [\|\phi(\theta, X_s)\|_2].$$

Proof. We have

$$\begin{aligned} \|I_3(\phi)\|_2 &= \left\| \int_{R_3} \phi(\theta, X_s) \exp \left(N\hat{\mathcal{L}}(\theta) - N\hat{\mathcal{L}}(\hat{\theta}) \right) d\theta \right\|_2 \\ &\leq \sup_{\theta \in R_3} \exp \left(N \left(\frac{1}{N} \sum_{n=1}^N \ell(x_n|\theta) - \frac{1}{N} \sum_{n=1}^N \ell(x_n|\hat{\theta}) \right) \right) \times \int_{R_3} \|\phi(\theta, X_s)\|_2 \frac{\pi(\theta)}{\pi(\hat{\theta})} d\theta \\ &= \exp(-N\epsilon_L) \frac{1}{\pi(\hat{\theta}) \pi(\theta)} \mathbb{E}_{\pi(\theta)} [\|\phi(\theta, X_s)\|_2 \mathbb{I}(\theta \in R_3)] \quad (\text{Definition 13, Event 6}) \\ &\leq \exp(-N\epsilon_L) \frac{1}{\pi(\tilde{\theta}) - \epsilon_U \pi(\theta)} \mathbb{E}_{\pi(\theta)} [\|\phi(\theta, X_s)\|_2 \mathbb{I}(\theta \in R_3)] \quad (\text{Definition 13, Event 3}) \\ &\leq \exp(-N\epsilon_L) 2\pi(\tilde{\theta})^{-1} \mathbb{E}_{\pi(\theta)} [\|\phi(\theta, X_s)\|_2]. \end{aligned}$$

In the last step, we take $\epsilon_U < \pi(\tilde{\theta})/2$ in \mathfrak{R} (specifically, Definition 13 Event 3). \square

B.6 Region R_2

Region R_2 is dealt with by choosing δ_2 sufficiently small that $I_2(\phi)$ is dominated by a particular Gaussian integral. Then we will make that Gaussian integral small by choosing δ_1 sufficiently large.

Lemma 7. *Let Assumption 3 hold. Take $\delta_1 \geq \sqrt{8/\lambda_{\mathcal{I}}}$. There exist δ_2 and ϵ_U , defined as functions only of the population quantities $\lambda_{\mathcal{I}}$ and $\mathcal{L}_{(k)}(\theta)$, such that, for any X such that \mathfrak{R} occurs,*

$$\|I_2(\phi)\|_2 \leq O(N^{-3}) \mathbb{E}_{\mathcal{G}_{\lambda_{\mathcal{I}}/2}^{R_1 \cup R_2}(\tau)} [\|\phi(\theta, X_s)\|_2].$$

Proof. The main part of the proof consists in showing that there exists a δ_2 sufficiently small so that

$$\|I_2(\phi)\|_2 \leq \int_{R_2} \exp \left(-\frac{\lambda_{\mathcal{I}}}{2} \|\tau\|_2^2 \right) \|\phi(\theta, X_s)\|_2 d\tau, \quad (22)$$

The approach will be to bound the difference between $N\hat{\mathcal{L}}(\theta) - N\hat{\mathcal{L}}(\hat{\theta})$ and $\frac{1}{2}\mathcal{L}_{(2)}(\tilde{\theta})$ so that the entire expression inside the integral's exponent can be written as $A\tau^2$ for a positive definite matrix A .

For the duration of this proof, define the following residual matrix:

$$\begin{aligned} \Lambda(\theta, X, N) &:= \frac{1}{2} \left(\hat{\mathcal{L}}_{(2)}(\hat{\theta}) - \mathcal{L}_{(2)}(\tilde{\theta}) \right) + \\ &\quad N^{-1/2} \frac{1}{6} \left(\hat{\mathcal{L}}_{(3)}(\hat{\theta}) - \mathcal{L}_{(3)}(\tilde{\theta}) \right) \tau + \\ &\quad N^{-1/2} \frac{1}{6} \mathcal{L}_{(3)}(\tilde{\theta}) \tau + N^{-1} \mathcal{T}_{(4)} \left(\hat{\mathcal{L}}, \hat{\theta}, \theta \right) \tau^2. \end{aligned}$$

Under this definition,

$$N\hat{\mathcal{L}}(\theta) - N\hat{\mathcal{L}}(\hat{\theta}) = \left(\frac{1}{2}\mathcal{L}_{(2)}(\tilde{\theta}) + \Lambda(\theta, X, N) \right) \tau^2.$$

We will now bound the entries of the $D \times D$ matrix $\Lambda(\theta, X, N)$.

When \mathfrak{R} occurs, we have

$$\begin{aligned} \left\| \hat{\mathcal{L}}_{(2)}(\hat{\theta}) - \mathcal{L}_{(2)}(\tilde{\theta}) \right\|_2 &\leq \left\| \hat{\mathcal{L}}_{(2)}(\hat{\theta}) - \mathcal{L}_{(2)}(\hat{\theta}) \right\|_2 + \left\| \mathcal{L}_{(2)}(\hat{\theta}) - \mathcal{L}_{(2)}(\tilde{\theta}) \right\|_2 \\ &\leq \sup_{\theta \in R_2} \left\| \hat{\mathcal{L}}_{(2)}(\theta) - \mathcal{L}_{(2)}(\theta) \right\|_2 + \sup_{\theta \in R_2} \left\| \mathcal{L}_{(3)}(\theta) \right\|_2 \left\| \hat{\theta} - \tilde{\theta} \right\|_2 \\ &\leq \left(1 + \sup_{\theta \in R_2} \left\| \mathcal{L}_{(3)}(\theta) \right\|_2 \right) \epsilon_U. \quad \text{Definition 13, Events 4 and 2} \end{aligned}$$

Similarly,

$$\begin{aligned} \left\| \left(\hat{\mathcal{L}}_{(3)}(\hat{\theta}) - \mathcal{L}_{(3)}(\tilde{\theta}) \right) \tau \right\|_2 &\leq \left\| \hat{\mathcal{L}}_{(3)}(\hat{\theta}) - \mathcal{L}_{(3)}(\tilde{\theta}) \right\|_2 \|\tau\|_2 \\ &\leq \left(1 + \sup_{\theta \in R_2} \left\| \mathcal{L}_{(4)}(\theta) \right\|_2 \right) \|\tau\|_2 \epsilon_U. \end{aligned}$$

Next, applying Cauchy-Schwartz gives

$$\left\| \mathcal{L}_{(3)}(\tilde{\theta}) \tau \right\|_2 \leq \left\| \mathcal{L}_{(3)}(\tilde{\theta}) \right\|_2 \|\tau\|_2.$$

Finally, let us consider the Taylor series residual term. Let $\tilde{\theta}(t) = t(\theta - \hat{\theta}) + \hat{\theta}$.

Because we can write

$$\begin{aligned} \mathcal{T}_{(4)}(\hat{\mathcal{L}}, \hat{\theta}, \theta) &= \frac{1}{6} \int_0^1 (t-1)^3 \hat{\mathcal{L}}_{(4)}(\tilde{\theta}(t)) dt \\ &= \frac{1}{6} \int_0^1 (t-1)^3 \left(\hat{\mathcal{L}}_{(4)}(\tilde{\theta}(t)) - \mathcal{L}_{(4)}(\tilde{\theta}(t)) \right) dt + \frac{1}{6} \int_0^1 (t-1)^3 \mathcal{L}_{(4)}(\tilde{\theta}(t)) dt, \end{aligned}$$

we have, when \mathfrak{R} occurs,

$$\begin{aligned} \left\| \mathcal{T}_{(4)}(\hat{\mathcal{L}}, \hat{\theta}, \theta) \tau^2 \right\|_2 &\leq \left\| \mathcal{T}_{(4)}(\hat{\mathcal{L}}, \hat{\theta}, \theta) \right\|_2 \|\tau\|_2^2 \\ &\leq \frac{1}{6} \left(\sup_{\theta \in R_2} \left\| \hat{\mathcal{L}}_{(4)}(\theta) - \mathcal{L}_{(4)}(\theta) \right\|_2 + \sup_{\theta \in R_2} \left\| \mathcal{L}_{(4)}(\theta) \right\|_2 \right) \|\tau\|_2^2 \\ &\leq \frac{1}{6} \left(\epsilon_U + \sup_{\theta \in R_2} \left\| \mathcal{L}_{(4)}(\theta) \right\|_2 \right) \|\tau\|_2^2. \quad \text{Definition 13, Event 4} \end{aligned}$$

Combining the above results, together with the fact that, in R_2 , $\sqrt{N} \|\tau\|_2 \leq$

δ_2 , gives

$$\begin{aligned}
 \|\Lambda(\theta, X, N)\|_2 &\leq \frac{1}{2} \left\| \hat{\mathcal{L}}_{(2)}(\hat{\theta}) - \mathcal{L}_{(2)}(\tilde{\theta}) \right\|_2 + \\
 &\quad N^{-1/2} \frac{1}{6} \left\| \hat{\mathcal{L}}_{(3)}(\hat{\theta}) - \mathcal{L}_{(3)}(\tilde{\theta}) \right\|_2 \|\tau\|_2 + \\
 &\quad N^{-1/2} \frac{1}{6} \left\| \mathcal{L}_{(3)}(\tilde{\theta}) \right\|_2 \|\tau\|_2 + \\
 &\quad N^{-1} \left\| \mathcal{T}_{(4)}(\hat{\mathcal{L}}, \hat{\theta}, \theta) \right\|_2 \|\tau\|_2^2 \\
 &\leq \frac{1}{2} \left(1 + \sup_{\theta \in R_2} \|\mathcal{L}_{(3)}(\theta)\|_2 \right) \epsilon_U + \frac{1}{6} \left(1 + \sup_{\theta \in R_2} \|\mathcal{L}_{(4)}(\theta)\|_2 \right) \delta_2 \epsilon_U + \\
 &\quad \frac{1}{6} \left\| \mathcal{L}_{(3)}(\tilde{\theta}) \right\|_2 \delta_2 + \frac{1}{6} \left(\epsilon_U + \sup_{\theta \in R_2} \|\mathcal{L}_{(4)}(\theta)\|_2 \right) \delta_2^2. \tag{23}
 \end{aligned}$$

The preceding bound contains only the ϵ_U , δ_2 , and the population quantities $\sup_{\theta \in R_2} \|\mathcal{L}_{(3)}(\theta)\|_2$, $\sup_{\theta \in R_2} \|\mathcal{L}_{(4)}(\theta)\|_2$, and $\lambda_{\mathcal{I}}$. The quantities $\sup_{\theta \in R_2} \|\mathcal{L}_{(3)}(\theta)\|_2$ and $\sup_{\theta \in R_2} \|\mathcal{L}_{(4)}(\theta)\|_2$ depend on δ_2 themselves, but are finite and decreasing in δ_2 .

Consequently, when \mathfrak{R} occurs, there exist an ϵ_U and δ_2 sufficiently small so that

$$\|\Lambda(\theta, X, N)\|_\infty \leq \sqrt{D^2} \|\Lambda(\theta, X, N)\|_2 \leq \frac{\lambda_{\mathcal{I}}}{2}, \tag{24}$$

independently of X (except that \mathfrak{R} occurs). The bound Eq. 24 cannot necessarily be achieved simply by setting ϵ_U to be small (i.e., by relying on the consistency of $\hat{\theta}$ and the ULLN) because of the terms $\sup_{\theta \in R_2} \|\mathcal{L}_{(4)}(\theta)\|_2 \delta_2^2$ and $\left\| \mathcal{L}_{(3)}(\tilde{\theta}) \right\|_2 \delta_2$ in Eq. 23—it is necessary to set δ_2 small as well.

Recall from Definition 1 that $\mathcal{I} = -\frac{1}{2} \mathcal{L}_{(2)}(\tilde{\theta})$, and from Definition 9 that $\lambda_{\mathcal{I}} > 0$ is the minimum eigenvalue of \mathcal{I} . These facts, combined with Eq. 24 give that, for any τ ,

$$\begin{aligned}
 \left(\frac{1}{2} \mathcal{L}_{(2)}(\tilde{\theta}) + \Lambda(\theta, X, N) \right) \tau^2 &\leq -\lambda_{\mathcal{I}} \|\tau\|_2^2 + \frac{\lambda_{\mathcal{I}}}{2} \|\tau\|_2^2 \\
 &= -\frac{\lambda_{\mathcal{I}}}{2} \|\tau\|_2^2.
 \end{aligned}$$

Plugging into the definition of $I_2(\phi)$ given in Definition 12 gives the desired Eq. 22.

To complete the proof, we use the fact that the normal density is bounded in R_2 .

$$\begin{aligned}
 \|I_2(\phi)\|_2 &\leq \int_{R_2} \exp\left(-\frac{\lambda_{\mathcal{I}}}{2} \|\tau\|_2^2\right) \|\phi(\theta, X_s)\|_2 d\tau \\
 &= \int_{R_2} \exp\left(-\frac{\lambda_{\mathcal{I}}}{4} \|\tau\|_2^2 - \frac{\lambda_{\mathcal{I}}}{4} \|\tau\|_2^2\right) \|\phi(\theta, X_s)\|_2 d\tau \\
 &\leq \sup_{\tau \in R_2} \exp\left(-\frac{\lambda_{\mathcal{I}}}{4} \|\tau\|_2^2\right) \int_{R_2} \exp\left(-\frac{\lambda_{\mathcal{I}}}{4} \|\tau\|_2^2\right) \|\phi(\theta, X_s)\|_2 d\tau \\
 &\leq \exp\left(-\frac{\lambda_{\mathcal{I}}}{4} \delta_1^2 \log N\right) \int_{R_1 \cup R_2} \exp\left(-\frac{\lambda_{\mathcal{I}}}{4} \|\tau\|_2^2\right) \|\phi(\theta, X_s)\|_2 d\tau.
 \end{aligned}$$

In the final line, we have used the fact that $(\log N)^2 \geq \log N$ for all $N \geq 3$. Taking $\delta_1^2 \geq 12/\lambda_{\mathcal{I}}$ and multiplying by the $O(1)$ normalizer for the $\mathcal{G}_{\lambda_{\mathcal{I}}/2}^{R_1 \cup R_2}(\tau)$ completes the proof. \square

By inspecting the proof of Lemma 7, one can see that that any polynomial rate of convergence can be achieved by taking δ_1 sufficiently large. Indeed, if the lower upper boundary of R_1 were of the form $\tau \leq N^k$ for some $k < 1/2$, then $\|I_2(\phi)\|_2$ would decay exponentially and R_1 would still shrink to a point in the θ domain. However, such a rapidly growing boundary between R_1 and R_2 comes at a cost in the analysis of region R_1 . In particular, it is the use of a logarithmically growing boundary is what allows us to give polylog bounds in the subsequent Lemma 11 and in the final result of Theorem 1.

B.7 Region R_1

It is region R_1 that will dominate the value of the integral $I(\phi)$. We will first perform a Taylor series expansion of all the terms around their sample versions, and then take probability limits of the resulting expressions.

First, we will show that integrals over $\hat{\mathcal{G}}(\tau)$ in R_1 are sufficiently close to the corresponding Gaussian integrals over \mathbb{R}^D for sufficiently large δ_1 .

Lemma 8. *Let Assumption 3 hold. Let τ^k represent the D -dimensional array of outer products of τ . When \mathfrak{R} occurs and $\delta_1 \geq \sqrt{24/\lambda_{\mathcal{I}}}$ then, for any $k \geq 0$,*

$$\int_{R_1} \hat{\mathcal{G}}(\tau) \tau^k d\tau = \mathbb{E}_{\hat{\mathcal{G}}(\tau)} [\tau^k] + O(N^{-3}).$$

Proof. By definition,

$$\int_{R_1} \hat{\mathcal{G}}(\tau) \tau^k d\tau - \mathbb{E}_{\hat{\mathcal{G}}(\tau)} [\tau^k] = \int_{R_2 \cup R_3} \hat{\mathcal{G}}(\tau) \tau^k d\tau$$

We will now use a technique similar to that of the proof of Lemma 7 to control the norm of the final integral. Recall that, on \mathfrak{R} , the minimum eigenvalue of $\hat{\mathcal{I}}$,

$\hat{\lambda}_{\mathcal{I}}$, is at least $\frac{1}{2}\lambda_{\mathcal{I}}$ (Definition 13 Event 5), so that $\hat{Z}^{-1} = O(1)$.

$$\begin{aligned}
 & \left\| \int_{R_2 \cup R_3} \hat{\mathcal{G}}(\tau) \tau^k d\tau \right\|_2 \\
 & \leq \int_{R_2 \cup R_3} \hat{\mathcal{G}}(\tau) \|\tau\|_2^k d\tau \\
 & = \hat{Z}^{-1} \int_{R_2 \cup R_3} \exp\left(-\frac{1}{2}\hat{\mathcal{I}}\tau^2\right) \|\tau\|_2^k d\tau \\
 & \leq \hat{Z}^{-1} \int_{R_2 \cup R_3} \exp\left(-\frac{1}{4}\lambda_{\mathcal{I}} \|\tau\|_2^2\right) \|\tau\|_2^k d\tau \\
 & \leq \sup_{\tau \in R_2 \cup R_3} \exp\left(-\frac{1}{8}\lambda_{\mathcal{I}} \|\tau\|_2^2\right) \hat{Z}^{-1} \int_{R_2 \cup R_3} \exp\left(-\frac{1}{8}\lambda_{\mathcal{I}} \|\tau\|_2^2\right) \|\tau\|_2^k d\tau \\
 & = \exp\left(-\frac{1}{8}\lambda_{\mathcal{I}}\delta_1^2(\log N)^2\right) \hat{Z}^{-1} \int_{R_2 \cup R_3} \exp\left(-\frac{1}{8}\lambda_{\mathcal{I}} \|\tau\|_2^2\right) \|\tau\|_2^k d\tau \\
 & = O(N^{-3}),
 \end{aligned}$$

where the final line takes $\delta_1^2 \geq \frac{24}{\lambda_{\mathcal{I}}}$, that $\log N < (\log N)^2$ for $N \geq 3$, that $\hat{Z}^{-1} = O(1)$, and that normal moments are finite. \square

Next, we series expand the likelihood term.

Lemma 9. *Let Assumption 3 hold. For any X such that \mathfrak{R} occurs,*

$$\begin{aligned}
 & \exp\left(N\hat{\mathcal{L}}(\theta) - N\hat{\mathcal{L}}(\hat{\theta})\right) = \\
 & \exp\left(\frac{1}{2}\hat{\mathcal{I}}\tau^2\right) \times \left(1 + N^{-1/2}\frac{1}{6}\hat{\mathcal{L}}_{(3)}(\theta)\tau^3 + \tilde{O}(N^{-1})\right).
 \end{aligned}$$

Proof. Write the log likelihood term as

$$\begin{aligned}
 & \exp\left(N\hat{\mathcal{L}}(\theta) - N\hat{\mathcal{L}}(\hat{\theta})\right) = \\
 & \exp\left(\frac{1}{2}\hat{\mathcal{L}}_{(2)}(\hat{\theta})\tau^2\right) \times \\
 & \exp\left(N^{-1/2}\frac{1}{6}\hat{\mathcal{L}}_{(3)}(\hat{\theta})\tau^3 + N^{-1}\frac{1}{6}\mathcal{T}_{(4)}\left(\hat{\mathcal{L}}(\theta), \hat{\theta}, \theta\right)\tau^4\right). \quad (25)
 \end{aligned}$$

We will expand the second term of Eq. 25 using the expansion of the exponential function around 0, which holds for all z :

$$\begin{aligned}
 \exp(z) &= 1 + z + z^2 + \frac{1}{2} \int_0^1 (1-t)^2 \exp(tz) dt z^3 \\
 &= 1 + z + O(|z|^2).
 \end{aligned}$$

B EXPANSION OF POSTERIOR MOMENTS

To match Eq. 25, we need to evaluate at

$$z = N^{-1/2} \frac{1}{6} \hat{\mathcal{L}}_{(3)}(\hat{\theta}) \tau^3 + N^{-1} \mathcal{T}_{(4)} \left(\hat{\mathcal{L}}(\theta), \hat{\theta}, \theta \right) \tau^4.$$

When \mathfrak{R} occurs (Definition 13 Event 4), we have

$$\begin{aligned} \left\| N^{-1} \mathcal{T}_{(4)} \left(\hat{\mathcal{L}}(\theta), \hat{\theta}, \theta \right) \tau^4 \right\|_2 &\leq N^{-1} \sup_{\theta \in R_1} \left\| \mathcal{T}_{(4)} \left(\hat{\mathcal{L}}(\theta), \hat{\theta}, \theta \right) \right\|_2 \sup_{\tau \in R_1} \|\tau^3\|_2 \\ &= \tilde{O}(N^{-1}) \\ \left\| N^{-1/2} \frac{1}{6} \hat{\mathcal{L}}_{(3)}(\hat{\theta}) \tau^3 \right\|_2 &\leq N^{-1/2} \frac{1}{6} \left\| \hat{\mathcal{L}}_{(3)}(\hat{\theta}) \right\|_2 \sup_{\tau \in R_1} \|\tau^3\|_2 \\ &= \tilde{O}(N^{-1/2}) \Rightarrow \\ |z| &= \tilde{O}(N^{-1/2}), \end{aligned}$$

so that

$$\begin{aligned} \exp \left(N^{-1/2} \frac{1}{6} \hat{\mathcal{L}}_{(3)}(\hat{\theta}) \tau^3 + N^{-1} \frac{1}{6} \mathcal{T}_{(4)} \left(\hat{\mathcal{L}}(\theta), \hat{\theta}, \theta \right) \tau^4 \right) = \\ 1 + N^{-1/2} \frac{1}{6} \hat{\mathcal{L}}_{(3)}(\theta) \tau^3 + \tilde{O}(N^{-1}). \end{aligned} \quad (26)$$

Combining Eqs. 25 and 26 and recognizing the definition of $\hat{\mathcal{I}}$ gives the desired result. \square

Lemma 10. *Let Assumption 3 hold. When \mathfrak{R} occurs and δ_1 is as given in Lemma 8,*

$$\int_{R_1} \exp \left(N \hat{\mathcal{L}}(\theta) - N \hat{\mathcal{L}}(\hat{\theta}) \right) d\tau = \hat{Z} + \tilde{O}(N^{-1}).$$

Proof. Recall that, by definition,

$$\hat{Z} = \int \exp \left(-\frac{1}{2} \hat{\mathcal{I}} \tau^2 \right) d\tau.$$

Expanding using Lemma 9 gives

$$\begin{aligned}
 & \left| \int_{R_1} \exp \left(N \hat{\mathcal{L}}(\theta) - N \hat{\mathcal{L}}(\hat{\theta}) \right) d\tau - \hat{Z} \right| \\
 &= \left| \int_{R_1} \exp \left(\frac{1}{2} \hat{\mathcal{I}} \tau^2 \right) \left(1 + N^{-1/2} \frac{1}{6} \hat{\mathcal{L}}_{(3)}(\theta) \tau^3 + \tilde{O}(N^{-1}) \right) d\tau - \int \exp \left(-\frac{1}{2} \hat{\mathcal{I}} \tau^2 \right) d\tau \right| \\
 &= \left| \int_{R_1} \exp \left(\frac{1}{2} \hat{\mathcal{I}} \tau^2 \right) \left(N^{-1/2} \frac{1}{6} \hat{\mathcal{L}}_{(3)}(\theta) \tau^3 + \tilde{O}(N^{-1}) \right) d\tau - \int_{R_2 \cup R_3} \exp \left(-\frac{1}{2} \hat{\mathcal{I}} \tau^2 \right) d\tau \right| \\
 &\leq \frac{1}{6} N^{-1/2} \sup_{\theta \in R_1} \left\| \hat{\mathcal{L}}_{(3)}(\theta) \right\|_2 \mathbb{E}_{\hat{\mathcal{G}}(\tau)} [\mathbb{I}(\tau \in R_1) \tau^3] + \sup_{\tau \in R_2 \cup R_3} \exp \left(-\frac{1}{4} \lambda_{\mathcal{I}} \|\tau\|_2^2 \right) + \tilde{O}(N^{-1}) \\
 &= O(N^{-2}) + \exp \left(-\frac{1}{4} \lambda_{\mathcal{I}} \delta_1^2 (\log N)^2 \right) + \tilde{O}(N^{-1}) \\
 &= \tilde{O}(N^{-1}),
 \end{aligned}$$

where, in the pentultimate line, we use Lemma 8, including the given lower bound on δ_1 . \square

In Lemma 11 to follow, we integrate the result of Lemma 9 using Lemma 8 to produce our final results for region R_1 . Recall from Definition 9 that $\hat{\mathcal{G}}(\tau) = \hat{Z}^{-1} \exp \left(\frac{1}{2} \hat{\mathcal{I}} \tau^2 \right)$ is the density of the Gaussian distribution on τ with mean zero and covariance $\hat{\mathcal{I}}^{-1} = (-\hat{\mathcal{L}}_{(2)}(\hat{\theta}))^{-1}$.

Note that the statement of Lemma 11 combines vector-valued quantities like $\phi_{(2)}(\hat{\theta}, X_s) \mathbb{E}_{\hat{\mathcal{G}}(\tau)} [\tau^2]$ with scalar-valued quantities like $\left\| \phi_{(2)}(\hat{\theta}, X_s) \right\|_2$. This is for notational convenience since the scalar-valued terms will simply become part of the residual, and their component values do not matter. Formally, the equation can be taken to hold componentwise.

Lemma 11. *Let Assumption 3 hold. When δ_1 is as given in Lemma 7, then, for any X such that \mathfrak{R} occurs,*

$$\begin{aligned}
 I_1(\phi) &= \phi(\hat{\theta}, X_s) \int_{R_1} \exp \left(N \hat{\mathcal{L}}(\theta) - N \hat{\mathcal{L}}(\hat{\theta}) \right) d\tau + \\
 &\quad N^{-1} \hat{Z} \left(\frac{1}{2} \phi_{(2)}(\hat{\theta}, X_s) \mathbb{E}_{\hat{\mathcal{G}}(\tau)} [\tau^2] + \frac{1}{6} \hat{\mathcal{L}}_{(3)}(\hat{\theta}) \phi_{(1)}(\hat{\theta}, X_s) \mathbb{E}_{\hat{\mathcal{G}}(\tau)} [\tau^4] \right) + \\
 &\quad \tilde{O}(N^{-2}) \left(1 + \left\| \phi_{(1)}(\hat{\theta}, X_s) \right\|_2 + \left\| \phi_{(2)}(\hat{\theta}, X_s) \right\|_2 + \mathbb{E}_{\mathcal{G}_{\lambda_{\mathcal{I}}/2}^{R_1}(\tau)} \left[\left\| \mathcal{T}_{(3)} \left(\phi(\cdot, X_s), \theta, \hat{\theta} \right) \right\|_2 \right] \right).
 \end{aligned}$$

Proof. The result will follow by Taylor expanding ϕ , combining with Lemma 9, and then integrating using the fact that Gaussian integrals in region R_1 are approximately equal to Gaussian integrals over the whole domain, as proved in Lemma 8.

B EXPANSION OF POSTERIOR MOMENTS

We first Taylor expand $\phi(\theta, X_s)$ around $\hat{\theta}$ and substitute $\tau = \sqrt{N}(\theta - \hat{\theta})$.

$$\begin{aligned} \phi(\theta, X_s) &= \phi(\hat{\theta}, X_s) + N^{-1/2} \phi_{(1)}(\hat{\theta}, X_s) \tau + \\ &\quad N^{-1} \frac{1}{2} \phi_{(2)}(\hat{\theta}, X_s) \tau^2 + N^{-3/2} \mathcal{T}_{(3)} \left(\phi(\cdot, X_s), \theta, \hat{\theta} \right) \tau^3. \end{aligned} \quad (27)$$

We will now combine Eq. 27 with Lemma 9.

$$\begin{aligned} &\exp \left(N \hat{\mathcal{L}}(\theta) - N \hat{\mathcal{L}}(\hat{\theta}) \right) \left(\phi(\theta, X_s) - \phi(\hat{\theta}, X_s) \right) = \\ &\exp \left(\frac{1}{2} \hat{\mathcal{I}} \tau^2 \right) \times \\ &\quad \left(N^{-1/2} \phi_{(1)}(\hat{\theta}, X_s) \tau + N^{-1} \frac{1}{2} \phi_{(2)}(\hat{\theta}, X_s) \tau^2 + N^{-3/2} \mathcal{T}_{(3)} \left(\phi(\cdot, X_s), \theta, \hat{\theta} \right) \tau^3 \right) \times \\ &\quad \left(1 + N^{-1/2} \frac{1}{6} \hat{\mathcal{L}}_{(3)}(\hat{\theta}) \tau^3 + \tilde{O}(N^{-1}) \right) = \\ &\exp \left(\frac{1}{2} \hat{\mathcal{I}} \tau^2 \right) \times \\ &\quad \left(N^{-1/2} \phi_{(1)}(\hat{\theta}, X_s) \tau + \right. \\ &\quad N^{-1} \left(\frac{1}{2} \phi_{(2)}(\hat{\theta}, X_s) \tau^2 + \frac{1}{6} \hat{\mathcal{L}}_{(3)}(\hat{\theta}) \phi_{(1)}(\hat{\theta}, X_s) \tau^4 \right) + \\ &\quad N^{-3/2} \left(\mathcal{T}_{(3)} \left(\phi(\cdot, X_s), \theta, \hat{\theta} \right) \tau^3 + \frac{1}{12} \hat{\mathcal{L}}_{(3)}(\hat{\theta}) \phi_{(2)}(\hat{\theta}, X_s) \tau^5 \right) + \\ &\quad \tilde{O}(N^{-3/2}) \left(\phi_{(1)}(\hat{\theta}, X_s) \tau + N^{-1/2} \frac{1}{2} \phi_{(2)}(\hat{\theta}, X_s) \tau^2 + N^{-1} \mathcal{T}_{(3)} \left(\phi(\cdot, X_s), \theta, \hat{\theta} \right) \tau^3 \right) \Bigg) = \\ &\exp \left(\frac{1}{2} \hat{\mathcal{I}} \tau^2 \right) \times \\ &\quad \left(N^{-1/2} \phi_{(1)}(\hat{\theta}, X_s) \tau + N^{-1} \left(\frac{1}{2} \phi_{(2)}(\hat{\theta}, X_s) \tau^2 + \frac{1}{6} \hat{\mathcal{L}}_{(3)}(\hat{\theta}) \phi_{(1)}(\hat{\theta}, X_s) \tau^4 \right) + \right. \\ &\quad \tilde{O}(N^{-3/2}) \left(\phi_{(1)}(\hat{\theta}, X_s) \tau + \left(O(1) \tau^5 + O(N^{-1/2}) \tau^2 \right) \phi_{(2)}(\hat{\theta}, X_s) + \right. \\ &\quad \left. \left. O(1) \mathcal{T}_{(3)} \left(\phi(\cdot, X_s), \theta, \hat{\theta} \right) \tau^3 \right) \right) \Bigg). \end{aligned} \quad (28)$$

In the final line of Eq. 28 we absorbed some higher-order quantities into the lower-order $\tilde{O}(N^{-3/2})$ term for convenience of expression, and used the fact that, when \mathfrak{R} occurs, for $k = 1, 2, 3$, $\left\| \hat{\mathcal{L}}_{(k)}(\hat{\theta}) \right\|_2 = O(1)$ when \mathfrak{R} occurs, since

$$\left\| \hat{\mathcal{L}}_{(k)}(\hat{\theta}) - \mathcal{L}_{(k)}(\hat{\theta}) \right\|_2 \leq \sup_{\theta \in R_1} \left\| \hat{\mathcal{L}}_{(k)}(\theta) - \mathcal{L}_{(k)}(\theta) \right\|_2 \leq \epsilon_U,$$

so

$$\begin{aligned} \left\| \hat{\mathcal{L}}_{(k)}(\hat{\theta}) \right\|_2 &\leq \left\| \hat{\mathcal{L}}_{(k)}(\hat{\theta}) - \mathcal{L}_{(k)}(\hat{\theta}) \right\|_2 + \left\| \mathcal{L}_{(k)}(\hat{\theta}) - \mathcal{L}_{(k)}(\tilde{\theta}) \right\|_2 + \left\| \mathcal{L}_{(k)}(\tilde{\theta}) \right\|_2 \\ &\leq \epsilon_U + \sup_{\theta \in R_1} \left\| \mathcal{L}_{(k)}(\theta) - \mathcal{L}_{(k)}(\tilde{\theta}) \right\|_2 + \left\| \mathcal{L}_{(k)}(\tilde{\theta}) \right\|_2 = O(1), \end{aligned}$$

by continuity of $\mathcal{L}_{(k)}(\theta)$.

Next, we integrate both sides of Eq. 28 using Lemma 8 to replace Gaussian integrals over R_1 with Gaussian moments over the whole domain, up to an order N^{-3} which can be absorbed in the $\tilde{O}(N^{-2})$ error term.

$$\begin{aligned} I_1(\phi) &= \int_{R_1} \phi(\theta, X_s) \exp \left(N \hat{\mathcal{L}}(\theta) - N \hat{\mathcal{L}}(\hat{\theta}) \right) d\tau \\ &= \phi(\hat{\theta}, X_s) \int_{R_1} \exp \left(N \hat{\mathcal{L}}(\theta) - N \hat{\mathcal{L}}(\hat{\theta}) \right) d\tau + \\ &\quad N^{-1} \left(\frac{1}{2} \phi_{(2)}(\hat{\theta}, X_s) \mathbb{E}_{\hat{\mathcal{G}}(\tau)} [\tau^2] + \frac{1}{6} \hat{\mathcal{L}}_{(3)}(\hat{\theta}) \phi_{(1)}(\hat{\theta}, X_s) \mathbb{E}_{\hat{\mathcal{G}}(\tau)} [\tau^4] \right) + \\ &\quad \tilde{O}(N^{-2}) \left(1 + \left\| \phi_{(1)}(\hat{\theta}, X_s) \right\|_2 + \left\| \phi_{(2)}(\hat{\theta}, X_s) \right\|_2 + \right. \\ &\quad \left. \int_{R_1} \exp \left(-\frac{1}{2} \hat{\mathcal{L}}\tau^2 \right) \mathcal{T}_{(3)} \left(\phi(\cdot, X_s), \theta, \hat{\theta} \right) d\tau \right). \end{aligned}$$

Finally, since $\mathcal{T}_{(3)} \left(\phi(\cdot, X_s), \theta, \hat{\theta} \right)$ depends explicitly on τ , we must control this term in a more convenient form. We will argue as in Lemma 8. Recall that, when \Re occurs, $\hat{\lambda}_{\mathcal{I}} \geq \frac{\lambda_{\mathcal{I}}}{2}$, so that $\hat{Z} = O(1)$ and

$$\begin{aligned} &\left\| \hat{Z} \int_{R_1} \exp \left(-\frac{1}{2} \hat{\mathcal{L}}\tau^2 \right) \mathcal{T}_{(3)} \left(\phi(\cdot, X_s), \theta, \hat{\theta} \right) d\tau \right\|_2 \\ &\leq \hat{Z} \int_{R_1} \exp \left(-\frac{1}{2} \hat{\mathcal{L}}\tau^2 \right) \left\| \mathcal{T}_{(3)} \left(\phi(\cdot, X_s), \theta, \hat{\theta} \right) \right\|_2 d\tau \\ &\leq \hat{Z} \int_{R_1} \exp \left(-\frac{\lambda_{\mathcal{I}}}{4} \|\tau\|_2^2 \right) \left\| \mathcal{T}_{(3)} \left(\phi(\cdot, X_s), \theta, \hat{\theta} \right) \right\|_2 d\tau. \end{aligned}$$

The result follows by multiplying by the $O(1)$ normalizer of the $\mathcal{G}_{\lambda_{\mathcal{I}}/2}^{R_1}$ distribution. \square

B.8 Combining the regions

We now combine the results of the previous three sections to evaluate $I(\phi)$. The accuracy of our BCLT expansion of $\mathbb{E}_{\mathbb{P}(\theta|X)} [\phi(\theta, X_s)]$ will depend on the following residual function.

Definition 14. Let $\lambda_{\mathcal{I}} > 0$ denote the minimum eigenvalue of \mathcal{I} , and let $\delta > 0$ be an arbitrarily small number. For a function $\phi(\theta, X_s)$ that is third-order BCLT-okay, define the residual function

$$\begin{aligned}\mathcal{R}_0(X_s) &:= 1 + \left\| \phi(\hat{\theta}, X_s) \right\|_2 + \left\| \phi_{(1)}(\hat{\theta}, X_s) \right\|_2 + \left\| \phi_{(2)}(\hat{\theta}, X_s) \right\|_2 \\ \mathcal{R}_1(X_s) &:= \mathbb{E}_{\mathcal{G}_{\lambda_{\mathcal{I}}/2}^{R_1}(\tau)} \left[\left\| \mathcal{T}_{(3)}(\phi(\cdot, X_s), \theta, \hat{\theta}) \right\|_2 \right] \\ \mathcal{R}_2(X_s) &:= \mathbb{E}_{\mathcal{G}_{\lambda_{\mathcal{I}}/2}^{R_1 \cup R_2}(\tau)} [\|\phi(\theta, X_s)\|_2] \\ \mathcal{R}_3(X_s) &:= \mathbb{E}_{\pi(\theta)} [\|\phi(\theta, X_s)\|_2] \\ \mathcal{R}_\phi(X_s) &:= \mathcal{R}_0(X_s) + \mathcal{R}_1(X_s) + \mathcal{R}_2(X_s) + \mathcal{R}_3(X_s).\end{aligned}$$

◀

Lemma 12. *Let Assumption 1 hold, and assume that ϕ is third-order BCLT-okay. With \mathbb{F} -probability approaching one,*

$$\begin{aligned}\mathbb{E}_{\mathbb{P}(\theta|X)} [\phi(\theta, X_s)] - \phi(\hat{\theta}, X_s) &= \\ N^{-1} \left(\frac{1}{2} \phi_{(2)}(\hat{\theta}, X_s) \mathbb{E}_{\hat{\mathcal{G}}(\tau)} [\tau^2] + \frac{1}{6} \hat{\mathcal{L}}_{(3)}(\hat{\theta}) \phi_{(1)}(\hat{\theta}, X_s) \mathbb{E}_{\hat{\mathcal{G}}(\tau)} [\tau^4] \right) + \\ \tilde{O}(N^{-2}) \mathcal{R}_\phi(X_s),\end{aligned}$$

where $\mathcal{R}_\phi(X_s)$ is given in Definition 14.

Proof. First, combine the results of Lemmas 6, 7 and 11, consolidating higher orders into lower orders and expanding the domain of integration in the residual $\mathcal{R}_\phi(X_s)$.

$$\begin{aligned}I(\phi) &= \phi(\hat{\theta}, X_s) \int_{R_1} \exp \left(N \hat{\mathcal{L}}(\theta) - N \hat{\mathcal{L}}(\hat{\theta}) \right) d\tau + \\ &N^{-1} \hat{Z} \left(\frac{1}{2} \phi_{(2)}(\hat{\theta}, X_s) \mathbb{E}_{\hat{\mathcal{G}}(\tau)} [\tau^2] + \frac{1}{6} \hat{\mathcal{L}}_{(3)}(\hat{\theta}) \phi_{(1)}(\hat{\theta}, X_s) \mathbb{E}_{\hat{\mathcal{G}}(\tau)} [\tau^4] \right) + \\ &\tilde{O}(N^{-2}) \mathcal{R}_\phi(X_s).\end{aligned}\tag{29}$$

For convenience in the final bound of Theorem 1 we have included the term $\left\| \phi(\hat{\theta}, X_s) \right\|_2$ in the definition of the residual even though it does not occur in Lemma 11.

The final expectation is given by the ratio

$$\mathbb{E}_{\mathbb{P}(\theta|X)} [\phi(\theta, X_s)] = \frac{I(\phi)}{I(1)}.$$

For the remainder of this proof, for compactness of notation, we define

$$\begin{aligned}\zeta &:= \int_{R_1} \exp \left(N \hat{\mathcal{L}}(\theta) - N \hat{\mathcal{L}}(\hat{\theta}) \right) d\tau \\ &= \hat{Z} + \tilde{O}(N^{-1}) \\ &= \hat{Z}(1 + \tilde{O}(N^{-1})),\end{aligned}$$

which follows from Lemma 10 and the fact that \hat{Z} is bounded away from zero when \mathfrak{R} occurs. When $\phi(\theta, X_s) \equiv 1$, then $\mathcal{R}_0(X_s) = \mathcal{R}_1(X_s) = 0$, so by Lemmas 6 and 7,

$$I(1) = \zeta (1 + O(N^{-3})).$$

We now use the expansion, valid for $|z| < 1$ as $z \rightarrow 0$,

$$\frac{1}{1+z} = 1 - z + O(z^2). \quad (30)$$

Using Eq. 29 for $I(\phi)$ and applying Eq. 30 to $1/I(1)$ and to $1/\zeta$ gives

$$\begin{aligned}\frac{I(\phi)}{I(1)} &= \frac{I(\phi)}{\zeta(1 + O(N^{-3}))} \\ &= \frac{I(\phi)}{\zeta} + O(N^{-3}) I(\phi) \\ &= \phi(\hat{\theta}, X_s) + N^{-1} \frac{\hat{Z}}{\zeta} \left(\frac{1}{2} \phi_{(2)}(\hat{\theta}, X_s) \mathbb{E}_{\hat{\mathcal{G}}(\tau)} [\tau^2] + \frac{1}{6} \hat{\mathcal{L}}_{(3)}(\hat{\theta}) \phi_{(1)}(\hat{\theta}, X_s) \mathbb{E}_{\hat{\mathcal{G}}(\tau)} [\tau^4] \right) + \\ &\quad \tilde{O}(N^{-2}) \mathcal{R}_\phi(X_s) \\ &= \phi(\hat{\theta}, X_s) + N^{-1} \left(\frac{1}{2} \phi_{(2)}(\hat{\theta}, X_s) \mathbb{E}_{\hat{\mathcal{G}}(\tau)} [\tau^2] + \frac{1}{6} \hat{\mathcal{L}}_{(3)}(\hat{\theta}) \phi_{(1)}(\hat{\theta}, X_s) \mathbb{E}_{\hat{\mathcal{G}}(\tau)} [\tau^4] \right) + \\ &\quad \tilde{O}(N^{-2}) \mathcal{R}_\phi(X_s).\end{aligned}$$

Note that we have absorbed terms from the expansion of $I(\phi)$ that are linear in $|\phi(\hat{\theta}, X_s)|$, $\|\phi_{(2)}(\hat{\theta}, X_s)\|$, and $\|\phi_{(3)}(\hat{\theta}, X_s)\|$ into the residual $\mathcal{R}_\phi(X_s)$. To do so we have used the fact that, when \mathfrak{R} occurs, $\hat{\mathcal{L}}_{(3)}(\hat{\theta}) = \hat{\mathcal{L}}_{(3)}(\tilde{\theta}) + O(1)$.

Finally, the expansion holds with \mathbb{F} -probability approaching one by Lemma 5. \square

B.9 Proof of that the BCLT residual is square-summable

All that remains to prove Theorem 1 is to show that the residual is $O_p(1)$ when summed. The form of $\mathcal{R}_\phi(X_s)$ is awkward, but it is designed specifically to commute with suprema over sums, allowing us to apply ULLNs to the remainder of our BCLT, as stated formally in Lemmas 13 and 14 below.

B EXPANSION OF POSTERIOR MOMENTS

Observe that residual expressions of the form $\sup_{\theta \in R_1 \cup R_2} \|\phi(\theta, x)\|_2$ would not be as useful, since

$$\frac{1}{N} \sum_{n=1}^N \sup_{\theta \in R_1 \cup R_2} \|\phi(\theta, x_n)\|_2 \geq \sup_{\theta \in R_1 \cup R_2} \frac{1}{N} \sum_{n=1}^N \|\phi(\theta, x_n)\|_2,$$

and ULLN bound on the latter does not imply a bound on the former, since the supremum may depend on x_n in a way that causes the sample mean to diverge.

Lemma 13. *The integral of Definition 14 commutes with sums. For a scalar-valued function $\xi(\theta, X_s)$ and an index set \mathcal{S} ,*

$$\frac{1}{|\mathcal{S}|} \sum_{s \in \mathcal{S}} \mathbb{E}_{\mathcal{G}_{\lambda_{\mathcal{I}}/2}^{R_1 \cup R_2}(\tau)} [\xi(\theta, X_s)]^2 \leq \sup_{\theta \in R_1 \cup R_2} \frac{1}{|\mathcal{S}|} \sum_{s \in \mathcal{S}} \xi(\theta, X_s)^2.$$

Proof.

$$\begin{aligned} \frac{1}{|\mathcal{S}|} \sum_{s \in \mathcal{S}} \mathbb{E}_{\mathcal{G}_{\lambda_{\mathcal{I}}/2}^{R_1 \cup R_2}(\tau)} [\xi(\theta, X_s)]^2 &\leq \frac{1}{|\mathcal{S}|} \sum_{s \in \mathcal{S}} \mathbb{E}_{\mathcal{G}_{\lambda_{\mathcal{I}}/2}^{R_1 \cup R_2}(\tau)} [\xi(\theta, X_s)^2] \\ &= \mathbb{E}_{\mathcal{G}_{\lambda_{\mathcal{I}}/2}^{R_1 \cup R_2}(\tau)} \left[\frac{1}{|\mathcal{S}|} \sum_{s \in \mathcal{S}} \xi(\theta, X_s)^2 \right] \\ &\leq \sup_{\tau \in R_1 \cup R_2} \frac{1}{|\mathcal{S}|} \sum_{s \in \mathcal{S}} \xi(\hat{\theta} + \tau/\sqrt{N}, X_s)^2 \\ &= \sup_{\theta \in R_1 \cup R_2} \frac{1}{|\mathcal{S}|} \sum_{s \in \mathcal{S}} \xi(\theta, X_s)^2. \end{aligned}$$

□

Lemma 14. *The Taylor series residual of Definition 14 commutes with sums. When $\theta \in R_1 \cup R_2$, for a k -th order continuously differentiable function $\xi(\theta, X_s)$ and an index set \mathcal{S} ,*

$$\frac{1}{|\mathcal{S}|} \sum_{s \in \mathcal{S}} \left\| \mathcal{T}_{(k)} \left(\xi(\cdot, X_s), \theta, \hat{\theta} \right) \right\|_2^2 \leq \sup_{\theta \in R_1 \cup R_2} \frac{1}{|\mathcal{S}|} \sum_{s \in \mathcal{S}} \left\| \xi_{(k)}(\theta, X_s) \right\|_2^2.$$

Proof. Recall from Definition 8 that

$$\begin{aligned}
 \frac{1}{|\mathcal{S}|} \sum_{s \in \mathcal{S}} \left\| \mathcal{T}_{(k)} \left(\xi(\cdot, X_s), \theta, \hat{\theta} \right) \right\|_2^2 &= \\
 \frac{1}{|\mathcal{S}|} \sum_{s \in \mathcal{S}} \left\| \frac{1}{(k-1)!} \int_0^1 (1-t)^{k-1} \xi_{(k)}(\hat{\theta} + t(\theta - \hat{\theta}), X_s) dt \right\|_2^2 &\leq \\
 \frac{1}{|\mathcal{S}|} \sum_{s \in \mathcal{S}} \frac{1}{(k-1)!} \int_0^1 \left\| \xi_{(k)}(\hat{\theta} + t(\theta - \hat{\theta}), X_s) \right\|_2^2 dt &= \\
 \frac{1}{(k-1)!} \int_0^1 \frac{1}{|\mathcal{S}|} \sum_{s \in \mathcal{S}} \left\| \xi_{(k)}(\hat{\theta} + t(\theta - \hat{\theta}), X_s) \right\|_2^2 dt &\leq \\
 \frac{1}{(k-1)!} \sup_{\theta \in R_1 \cup R_2} \frac{1}{|\mathcal{S}|} \sum_{s \in \mathcal{S}} \left\| \xi_{(k)}(\theta, X_s) \right\|_2^2. &
 \end{aligned}$$

The result follows because $k \geq 1$. \square

Lemma 15. *Under Assumption 3, $\frac{1}{N} \sum_{n=1}^N \mathcal{R}_\phi(x_n)^2 = O_p(1)$.*

Proof. By Lemma 5, and in particular Definition 13 Event 4, together with the ULLN assumed in Definition 6, we have

$$\sup_{\theta \in R_1 \cup R_2} \frac{1}{N} \sum_{n=1}^N \left\| \phi_{(k)}(\theta, x_n) \right\|_2^2 = O_p(1),$$

for $k = 0, 1, 2, 3$. It follows immediately that $\frac{1}{N} \sum_{n=1}^N \left\| \phi_{(k)}(\hat{\theta}, x_n) \right\|_2 = O_p(1)$ and $\frac{1}{N} \sum_{n=1}^N \left\| \phi_{(k)}(\hat{\theta}, x_n) \right\|_2^2 = O_p(1)$ for $k = 0, 1, 2, 3$. From this and Cauchy-Schwartz it follows that $\frac{1}{N} \sum_{n=1}^N \mathcal{R}_0(x_n)^2 = O_p(1)$.

Applying Lemma 13 with $\mathcal{S} = \{1, \dots, N\}$ and $\xi(\theta, X_s) = \|\phi(\theta, x_n)\|_2$ gives $\frac{1}{N} \sum_{n=1}^N \mathcal{R}_2(x_n) = O_p(1)$ and $\frac{1}{N} \sum_{n=1}^N \mathcal{R}_2(x_n)^2 = O_p(1)$.

Similarly, $\frac{1}{N} \sum_{n=1}^N \mathcal{R}_1(x_n)^2 = O_p(1)$ follows from Lemma 13 and then Lemma 14.

The terms $\frac{1}{N} \sum_{n=1}^N \mathcal{R}_3(x_n)$ and $\frac{1}{N} \sum_{n=1}^N \mathcal{R}_3(x_n)^2$ are controlled by assumption in Definition 6.

Finally, the fact that $\frac{1}{N} \sum_{n=1}^N \mathcal{R}_\phi(x_n)^2 = O_p(1)$ follows by Cauchy-Schwartz, since $\mathcal{R}_\phi(x_n)$ is the sum of products of terms, the squares of each of which have $O_p(1)$ sum. \square

B.10 Connection to other central limit theorems

A standard approach to BCLTs emphasizes the large-data distributional limit of the Bayesian posterior, e.g., by showing that the total variation distance between the Bayesian posterior and a normal approximation converges to zero in probability. For example, this is the approach taken by Van der Vaart 2000,

Chapter 10, Theorem 1.4.2 of Ghosh and Ramamoorthi 2003, and Lehmann and Casella 2006, on which our proof is principally based. Results such as our Theorem 1, which emphasize the frequentist properties of posterior quantities, may seem to be of a different character than distributional approximations to the posterior itself. However, the approach to proving convergence in total variation is essentially to prove that posterior expectations of bounded functions converge uniformly. Though our assumption of the differentiability $\psi(\theta, X)$ proscribes the direct use of our *Theorem 1* to prove convergence in total variation distance, the proof technique is the same, differing only in whether $\psi(\theta, X)$ is Taylor expanded in θ near $\hat{\theta}$. Indeed, one might argue that many BCLTs consist of two distinct components: first, to show that only a vanishing ball around $\hat{\theta}$ matters for the posterior, and, second, to exploit local properties of the posterior near $\hat{\theta}$ to prove whatever result is desired. The first step is, in a sense, generic, and extra assumptions can be made (or not) in a region of $\hat{\theta}$ to achieve the desired theoretical aim. For example, total variation distance forgoes the expansion of $\psi(\theta, X)$, and a version of our Theorem 1 expanding to higher orders requires nothing more than gather the next order terms in a the local Taylor expansion of posterior quantities.

Our Theorem 1 is distinguished from previous results primarily by tracking the data dependence; the authors are unaware of any other work that does so. Additionally, few previous BCLT results apply under model misspecification, though Kleijn and Vaart 2006 is a notable exception. For example, a result similar to Theorem 1 is established by Kass, Tierney, and Kadane 1990 under stricter differentiability conditions and for functions $\psi(\theta, X)$ that do not depend on X . Again, however, we emphasize that the proof under misspecification is little different from the proof under correct specification, just as the proof of the FCLT (e.g. our Proposition 1) require little modification to accommodate misspecification.

As mentioned above, half of a proof of a BCLT typically involves proving that the behavior of the posterior far from $\hat{\theta}$ is negligible. To this end, some assumptions must be made to ensure that the posterior is well behaved outside a ball centered at $\hat{\theta}$. For example, one must ensure that there are no other posterior modes very nearly as high as that at $\hat{\theta}$. In the present work we follow Ghosh and Ramamoorthi 2003; Lehmann and Casella 2006 and manage the posterior far from $\hat{\theta}$ with the final condition of Assumption 1, namely that $\hat{\theta}$ is a strict optimum of the empirical likelihood with probability approaching one. This assumption may seem somewhat artificial, since it is stated in terms of the data, rather than of any limiting population quantities. Recent authors, notably Kleijn and Vaart 2006, express a similar requirement in terms of the existence of a consistent test for $\theta = \tilde{\theta}$, which is more general and arguably cleaner, but introduces extra complications and perhaps obscures somewhat the role of the assumption in the proof. Suffice to say, the uniqueness of the optimum in misspecified BCLTs is a serious issue, but a complicated one that is beyond the scope of the present paper, and we essentially assume the problem away. Again, see Kleijn and Vaart 2006 for a more thorough discussion.

C Theoretical details for the von Mises expansion

In this section we provide additional results to support the von Mises expansions of Section 3.

C.1 V statistics

Lemma 16. (Serfling 1980) Let $V_N := \frac{1}{N^2} \sum_{n=1}^N \sum_{m=1}^N v(x_n, x_m)$ with $\mathbb{E}_{\mathbb{F}(x_n)\mathbb{F}(x_m)}[v(x_n, x_m)] = 0$, $\mathbb{E}_{\mathbb{F}(x_n)}[v(x_n, x_m)] = \mathbb{E}_{\mathbb{F}(x_m)}[v(x_n, x_m)] = 0$ (almost surely), and $\text{Var}_{\mathbb{F}(x_n)\mathbb{F}(x_m)}(v(x_n, x_m)) = O(1)$. Then $NV_N = O_p(1)$.

Proof. In the notation of Serfling 1980, Section 5.2.1, V_N is a V-statistic with (Serfling's) $m = 2$, $\zeta_1 = 0$, and $\zeta_2 = \text{Var}_{\mathbb{F}(x_n)\mathbb{F}(x_m)}(v(x_n, x_m))$. By Lemma A of the same section, the variance of the corresponding U-statistic is

$$\text{Var}_{\mathbb{F}(x_n)\mathbb{F}(x_m)}(U_N) = \frac{2}{N(N-1)} (0 + \zeta_2) = \frac{2\zeta_2}{N(N-1)}.$$

Then, by Serfling 1980, Section 5.7.3, $\mathbb{E}_{\mathbb{F}(x_n)\mathbb{F}(x_m)}[(V_N - U_N)^2] = O(N^{-2})$, so

$$\begin{aligned} \text{Var}_{\mathbb{F}(x_n)\mathbb{F}(x_m)}(V_N) &= \mathbb{E}_{\mathbb{F}(x_n)\mathbb{F}(x_m)}[(V_N - U_N + U_N)^2] \\ &= \mathbb{E}_{\mathbb{F}(x_n)\mathbb{F}(x_m)}[U_N^2] + \mathbb{E}_{\mathbb{F}(x_n)\mathbb{F}(x_m)}[(V_N - U_N)U_N] + \mathbb{E}_{\mathbb{F}(x_n)\mathbb{F}(x_m)}[(V_N - U_N)^2] \\ &\leq \mathbb{E}_{\mathbb{F}(x_n)\mathbb{F}(x_m)}[U_N^2] + \sqrt{\mathbb{E}_{\mathbb{F}(x_n)\mathbb{F}(x_m)}[(V_N - U_N)^2] \mathbb{E}_{\mathbb{F}(x_n)\mathbb{F}(x_m)}[U_N^2]} + \\ &\quad \mathbb{E}_{\mathbb{F}(x_n)\mathbb{F}(x_m)}[(V_N - U_N)^2] \\ &= \frac{2\zeta_2}{N(N-1)} + O(N^{-2}) \end{aligned}$$

and so $NV_N = O_p(1)$. □

C.2 Centered expectations

We begin with a helpful lemma that rewrites posterior-mean centered quantities with θ -centered quantities.

Lemma 17. *Concentration of centered expectations. Consider any $\mathbb{P}(\theta|X)$ -integrable functions $a(\theta)$, $b(\theta)$, and $c(\theta)$. Define*

$$\bar{a}(\theta) := a(\theta) - \mathbb{E}_{\mathbb{P}(\theta|X)}[a(\theta)], \quad \hat{a}(\theta) := a(\theta) - a(\hat{\theta}), \quad \text{and } \varepsilon_a := a(\hat{\theta}) - \mathbb{E}_{\mathbb{P}(\theta|X)}[a(\theta)].$$

with analogous definitions for b and c . Then

$$\mathbb{E}_{\mathbb{P}(\theta|X)} [\bar{a}(\theta)\bar{b}(\theta)] = \mathbb{E}_{\mathbb{P}(\theta|X)} [\hat{a}(\theta)\hat{b}(\theta)] - \varepsilon_a \varepsilon_b.$$

and

$$\begin{aligned} \mathbb{E}_{\mathbb{P}(\theta|X)} [\bar{a}(\theta)\bar{b}(\theta)\bar{c}(\theta)] &= \mathbb{E}_{\mathbb{P}(\theta|X)} [\hat{a}(\theta)\hat{b}(\theta)\hat{c}(\theta)] + \\ &\quad \mathbb{E}_{\mathbb{P}(\theta|X)} [\hat{a}(\theta)\hat{b}(\theta)] \varepsilon^c + \mathbb{E}_{\mathbb{P}(\theta|X)} [\hat{a}(\theta)\hat{c}(\theta)] \varepsilon^b + \mathbb{E}_{\mathbb{P}(\theta|X)} [\hat{b}(\theta)\hat{c}(\theta)] \varepsilon^a - 2\varepsilon^a \varepsilon^b \varepsilon^c. \end{aligned}$$

Proof. Formally adding and subtracting, $\bar{a}(\theta) = \hat{a}(\theta) + \varepsilon_a$, so

$$\begin{aligned} \mathbb{E}_{\mathbb{P}(\theta|X)} [\bar{a}(\theta)\bar{b}(\theta)] &= \mathbb{E}_{\mathbb{P}(\theta|X)} [\hat{a}(\theta)] \varepsilon_b + \mathbb{E}_{\mathbb{P}(\theta|X)} [\hat{a}(\theta)\hat{b}(\theta)] + \mathbb{E}_{\mathbb{P}(\theta|X)} [\hat{b}(\theta)] \varepsilon_a + \varepsilon_a \varepsilon_b \\ &= \mathbb{E}_{\mathbb{P}(\theta|X)} [\hat{a}(\theta)\hat{b}(\theta)] - \varepsilon_a \varepsilon_b. \end{aligned}$$

Similarly,

$$\begin{aligned} \mathbb{E}_{\mathbb{P}(\theta|X)} [\bar{a}(\theta)\bar{b}(\theta)\bar{c}(\theta)] &= \\ &\quad \mathbb{E}_{\mathbb{P}(\theta|X)} [\hat{a}(\theta)\hat{b}(\theta)\hat{c}(\theta)] + \mathbb{E}_{\mathbb{P}(\theta|X)} [\hat{a}(\theta)\hat{b}(\theta)] \varepsilon^c + \mathbb{E}_{\mathbb{P}(\theta|X)} [\hat{a}(\theta)\hat{c}(\theta)] \varepsilon^b + \mathbb{E}_{\mathbb{P}(\theta|X)} [\hat{b}(\theta)\hat{c}(\theta)] \varepsilon^a + \\ &\quad \varepsilon^a \varepsilon^b \mathbb{E}_{\mathbb{P}(\theta|X)} [\hat{c}(\theta)] + \varepsilon^a \varepsilon^c \mathbb{E}_{\mathbb{P}(\theta|X)} [\hat{b}(\theta)] + \varepsilon^b \varepsilon^c \mathbb{E}_{\mathbb{P}(\theta|X)} [\hat{a}(\theta)] + \varepsilon^a \varepsilon^b \varepsilon^c = \\ &\quad \mathbb{E}_{\mathbb{P}(\theta|X)} [\hat{a}(\theta)\hat{b}(\theta)\hat{c}(\theta)] + \\ &\quad \mathbb{E}_{\mathbb{P}(\theta|X)} [\hat{a}(\theta)\hat{b}(\theta)] \varepsilon^c + \mathbb{E}_{\mathbb{P}(\theta|X)} [\hat{a}(\theta)\hat{c}(\theta)] \varepsilon^b + \mathbb{E}_{\mathbb{P}(\theta|X)} [\hat{b}(\theta)\hat{c}(\theta)] \varepsilon^a - 2\varepsilon^a \varepsilon^b \varepsilon^c. \end{aligned}$$

□

C.3 Proof of Theorem 3

For the von Mises expansion, we require an additional order of accuracy in our expansion of posterior moments. The reasoning is the same as Lemma 11, and to avoid a tedious accumulation of terms we restrict to the case where all derivatives of order smaller than three are zero.

Define

$$\mathcal{R}_4(X_s) := \left\| \phi_{(3)}(\hat{\theta}, X_s) \right\|_2 + \left\| \phi_{(4)}(\hat{\theta}, X_s) \right\|_2 + \mathbb{E}_{\mathcal{G}_{\lambda_{\mathcal{I}}/2}^{R_1}(\tau)} \left[\left\| \mathcal{T}_{(5)} \left(\phi(\cdot, X_s), \theta, \hat{\theta} \right) \right\|_2 \right].$$

Then, for any X such that event \mathfrak{R} of Definition 13 occurs,

$$\begin{aligned} \mathbb{E}_{\mathbb{P}(\theta|X)} [\phi(\theta, X_s)] &= N^{-2} \left(\frac{1}{36} \phi_{(3)}(\hat{\theta}, X_s) \hat{\mathcal{L}}_{(3)}(\hat{\theta}) \mathbb{E}_{\hat{\mathcal{G}}(\tau)} [\tau^6] + \frac{1}{24} \phi_{(4)}(\hat{\theta}, X_s) \mathbb{E}_{\hat{\mathcal{G}}(\tau)} [\tau^4] \right) + \\ &\quad \tilde{O}(N^{-3}) (\mathcal{R}_2(X_s) + \mathcal{R}_3(X_s) + \mathcal{R}_4(X_s)). \end{aligned}$$

As in Lemma 9, Taylor expand $\phi(\theta, X_s)$ around $\hat{\theta}$ and substitute $\tau = \sqrt{N}(\theta - \hat{\theta})$:

$$\phi(\theta, X_s) = N^{-1}\tau^2 \left(N^{-1/2} \frac{1}{6} \phi_{(3)}(\hat{\theta}, X_s) \tau + N^{-1} \frac{1}{24} \phi_{(4)}(\hat{\theta}, X_s) \tau^2 + N^{-3/2} \mathcal{T}_{(5)} \left(\phi(\cdot, X_s), \theta, \hat{\theta} \right) \tau^3 \right).$$

By comparing with Eq. 27, the result follows by exactly the same proof as that of Theorem 1, where we

- Use $\frac{1}{6} \phi_{(3)}(\hat{\theta}, X_s)$ in place of $\phi_{(1)}(\hat{\theta}, X_s)$,
- Use $\frac{1}{24} \phi_{(4)}(\hat{\theta}, X_s)$ in place of $\frac{1}{2} \phi_{(2)}(\hat{\theta}, X_s)$,
- Use $\mathcal{T}_{(5)} \left(\phi(\cdot, X_s), \theta, \hat{\theta} \right)$ in place of $\mathcal{T}_{(3)} \left(\phi(\cdot, X_s), \theta, \hat{\theta} \right)$,
- Observe that $\mathcal{R}_2(X_s)$ and $\mathcal{R}_3(X_s)$ are $O(N^{-3})$ when \mathfrak{R} occurs, and
- Incorporate the leading factor of $N^{-1}\tau^2$ before taking expectations.

The above formal modifications lead directly to the desired result.

C.4 Proof of Theorem 4

We first use Theorems 1 and 3 to analyze $\mathcal{R}_T(t)$ for fixed \mathbb{F}_N and t . For compactness of notation, we omit t for the application of Theorem 3, returning to it later to analyze the limiting behavior of each term as $N \rightarrow \infty$.

As in the proof of Theorem 2, we re-write each term of $\tilde{h}(x_n, x_m|t)$ of Eq. 7 as a quantity centered at $\hat{\theta}(t)$ rather than the posterior expectation. Define

$$\hat{g}(\theta) := g(\theta) - g(\hat{\theta}) \quad \hat{\ell}(x_0|\theta) := \ell(x_0|\theta) - \ell(x_0|\hat{\theta}).$$

For compactness, additionally define

$$\begin{aligned} \varepsilon_g &:= g(\hat{\theta}) - \mathbb{E}_{\mathbb{P}(\theta|X)} [g(\theta)] \\ \varepsilon_n &:= \ell(x_n|\hat{\theta}) - \mathbb{E}_{\mathbb{P}(\theta|X)} [\ell(x_n|\theta)], \\ \varepsilon_m &:= \ell(x_m|\hat{\theta}) - \mathbb{E}_{\mathbb{P}(\theta|X)} [\ell(x_m|\theta)] \end{aligned}$$

and

$$\begin{aligned} \phi^{gn}(\theta) &:= \hat{g}(\theta) \hat{\ell}(x_n|\theta) \\ \phi^{gm}(\theta) &:= \hat{g}(\theta) \hat{\ell}(x_m|\theta) \\ \phi^{nm}(\theta) &:= \hat{\ell}(x_n|\theta) \hat{\ell}(x_m|\theta) \\ \phi^{gnm}(\theta) &:= \hat{g}(\theta) \hat{\ell}(x_n|\theta) \hat{\ell}(x_m|\theta). \end{aligned}$$

C THEORETICAL DETAILS FOR THE VON MISES EXPANSION

Using the fact that $\bar{g}(\theta) = \hat{g}(\theta) + \varepsilon_g$ (and so on), we can rearrange

$$\begin{aligned} \mathbb{E}_{\mathbb{P}(\theta|X)} [\bar{g}(\theta) \bar{\ell}(x_n|\theta) \bar{\ell}(x_m|\theta)] &= \mathbb{E}_{\mathbb{P}(\theta|X)} [\phi^{gnm}(\theta)] + \\ &\quad \mathbb{E}_{\mathbb{P}(\theta|X)} [\phi^{gn}(\theta)] \varepsilon_m + \mathbb{E}_{\mathbb{P}(\theta|X)} [\phi^{gm}(\theta)] \varepsilon_n + \mathbb{E}_{\mathbb{P}(\theta|X)} [\phi^{nm}(\theta)] \varepsilon_g + \\ &\quad 4\varepsilon_g \varepsilon_n \varepsilon_m. \end{aligned} \quad (31)$$

We have $\sqrt{N}\mathcal{R}_t = \frac{1}{N^2} \sum_{n=1}^N \sum_{m=1}^N N^{5/2} \mathbb{E}_{\mathbb{P}(\theta|X)} [\bar{g}(\theta) \bar{\ell}(x_n|\theta) \bar{\ell}(x_m|\theta)]$, to which each term of Eq. 31 contributes one sum.

We will begin by considering the term $\frac{1}{N} \sum_{n=1}^N N^{5/2} \mathbb{E}_{\mathbb{P}(\theta|X)} [\phi^{gnm}(\theta)]$. Assume for the moment that $\phi_{gnm}(\theta)$ is BCLT-okay for $\mathcal{S} = [N] \times [N]$ (we will prove this later). The derivatives $\phi_{(k)}^{gnm}(\theta)$ are linear combinations of products of the form $g_{(a)}(\theta) \hat{\ell}_{(b)}(x_n|\theta) \hat{\ell}_{(c)}(x_m|\theta)$, having $a + b + c = k$, $0 \leq a, b, c \leq k$, and coefficient $k!/(a!b!c!)$. In particular, $\phi_{gnm}(\theta)$ and its first two partial derivatives are all zero at $\hat{\theta}$, and

$$\begin{aligned} \phi_{(3)}^{gnm}(\hat{\theta}) &= g_{(1)}(\hat{\theta}) \hat{\ell}_{(1)}(x_n|\hat{\theta}) \hat{\ell}_{(1)}(x_m|\hat{\theta}) \\ \phi_{(4)}^{gnm}(\hat{\theta}) &= 3g_{(2)}(\hat{\theta}) \hat{\ell}_{(1)}(x_n|\hat{\theta}) \hat{\ell}_{(1)}(x_m|\hat{\theta}) + \\ &\quad 3g_{(1)}(\hat{\theta}) \hat{\ell}_{(2)}(x_n|\hat{\theta}) \hat{\ell}_{(1)}(x_m|\hat{\theta}) + \\ &\quad 3g_{(1)}(\hat{\theta}) \hat{\ell}_{(1)}(x_n|\hat{\theta}) \hat{\ell}_{(2)}(x_m|\hat{\theta}). \end{aligned}$$

We can then apply Theorem 3 to write

$$\begin{aligned} N^{5/2} \mathbb{E}_{\mathbb{P}(\theta|X)} [\phi^{gnm}(\theta)] &= \sqrt{N} A_{111} g_{(1)}(\hat{\theta}) \hat{\ell}_{(1)}(x_n|\hat{\theta}) \hat{\ell}_{(1)}(x_m|\hat{\theta}) \hat{\mathcal{L}}_{(3)}(\hat{\theta}) \hat{M}_6 + \\ &\quad \sqrt{N} \sum_{ijk} A_{ijk} g_{(i)}(\hat{\theta}) \hat{\ell}_{(j)}(x_n|\hat{\theta}) \hat{\ell}_{(k)}(x_m|\hat{\theta}) \hat{M}_4 + \\ &\quad \tilde{O}\left(N^{-1/2}\right) \mathcal{R}_{gnm}(x_n, x_m), \end{aligned} \quad (32)$$

for $\{i, j, k\}$ ranging over $\{1, 1, 2\}$, $\{1, 2, 1\}$, and $\{2, 1, 1\}$ and suitably chosen constants A_{ijk} .

Let us now re-introduce t dependence, writing $\hat{\theta}(t)$ in place of $\hat{\theta}$. By Theorem 3,

$$\frac{1}{N^2} \sum_{n=1}^N \sum_{m=1}^N \tilde{O}\left(N^{-1/2}\right) \mathcal{R}_{gnm}(x_n, x_m) \xrightarrow[N \rightarrow \infty]{prob} 0,$$

By Definition 7, \hat{M}_4 and \hat{M}_6 converge in probability to constants, and by smoothness of $g(\theta)$ and convergence by Definition 7 of $\hat{\theta}$ to a constant, $\sup_{t \in [0,1]} \|g(\hat{\theta}(t))\|_2$

C THEORETICAL DETAILS FOR THE VON MISES EXPANSION

and $\sup_{t \in [0,1]} \mathcal{L}_{(3)}(\hat{\theta}(t))$ are both $O_p(1)$. So it suffices to analyze, for $j \in \{1, 2\}$,

$$\begin{aligned} & \sup_{t \in [0,1]} \left\| \frac{1}{N^2} \sum_{n=1}^N \sum_{m=1}^N \sqrt{N} \ell_{(1)}(x_n | \hat{\theta}(t)) \ell_{(j)}(x_m | \hat{\theta}(t)) \right\|_2 = \\ & \sup_{t \in [0,1]} \left\| \frac{1}{\sqrt{N}} \sum_{n=1}^N \ell_{(1)}(x_n | \hat{\theta}(t)) \frac{1}{N} \sum_{m=1}^N \ell_{(j)}(x_m | \hat{\theta}(t)) \right\| \leq \\ & \sup_{t \in [0,1]} \left\| \frac{1}{\sqrt{N}} \sum_{n=1}^N \ell_{(1)}(x_n | \hat{\theta}(t)) \right\|_2 \sup_{t \in [0,1]} \left\| \frac{1}{N} \sum_{m=1}^N \ell_{(j)}(x_m | \hat{\theta}(t)) \right\|_2 \\ & \xrightarrow[N \rightarrow \infty]{prob} 0, \end{aligned}$$

where the final line follows from Lemma 3, and the fact that $\sup_{t \in [0,1]} \hat{\theta}(t) \xrightarrow[N \rightarrow \infty]{prob} \bar{\theta}$ by Lemma 1.

It follows that

$$\sup_{t \in [0,1]} \left\| \frac{1}{N^2} \sum_{n=1}^N \sum_{m=1}^N N^{5/4} \mathbb{E}_{\mathbb{P}(\theta | \mathbb{F}_N^t, N)} [\phi^{gnm}(\theta)] \right\|_2 \xrightarrow[N \rightarrow \infty]{prob} 0.$$

Analogous reasoning applied to the remaining terms of Eq. 31, but using Theorem 1 instead of Theorem 3, gives that each term involving a $\ell(x_n | \theta)$ is of order $N^{-3/2}$ when summed over N — a of N for the expansion of Theorem 1, and a factor of \sqrt{N} from the fact that $\sup_{t \in [0,1]} \frac{1}{\sqrt{N}} \sum_{n=1}^N \ell_{(k)}(x_n | \hat{\theta}(t)) = O_p(1)$ by Lemma 3. Similarly, $\mathbb{E}_{\mathbb{P}(\theta | \mathbb{F}_N^t, N)} [\phi^{nm}(\theta)]$ is order N^{-2} , since we get one factor of \sqrt{N} for each of $\ell(x_n | \theta)$ and $\ell(x_m | \theta)$. Specifically,

$$\begin{aligned} & \sup_{t \in [0,1]} \left\| \frac{1}{N} \sum_{n=1}^N N^{3/2} \mathbb{E}_{\mathbb{P}(\theta | \mathbb{F}_N^t, N)} [\phi^{gn}(\theta)] \right\|_2 = O_p(1) \\ & \sup_{t \in [0,1]} \left\| \frac{1}{N} \sum_{n=1}^N N^{3/2} \varepsilon_n \right\|_2 = O_p(1) \\ & \sup_{t \in [0,1]} \left\| \frac{1}{N^2} \sum_{n=1}^N \sum_{m=1}^N N^2 \mathbb{E}_{\mathbb{P}(\theta | \mathbb{F}_N^t, N)} [\phi^{nm}(\theta)] \right\|_2 = O_p(1) \\ & \sup_{t \in [0,1]} N \varepsilon_g = O_p(1). \end{aligned}$$

Combining, we see that

$$\sup_{t \in [0,1]} \left\| \frac{1}{N^2} \sum_{n=1}^N \sum_{m=1}^N N^{5/2} \mathbb{E}_{\mathbb{P}(\theta | \mathbb{F}_N^t, N)} [\bar{g}(\theta) \bar{\ell}(x_n | \theta) \bar{\ell}(x_m | \theta)] \right\|_2 = O_p(N^{-1/2}) \xrightarrow[N \rightarrow \infty]{prob} 0.$$

It follows each of term of Eq. 31 converges to zero in probability.

It remains to show that $\phi^{gnm}(\theta)$ is fifth-order BCLT-okay according to Definition 6 with $\mathcal{S} = [N] \times [N]$, uniformly in t , using Assumption 2.

First, Definition 4 Items 1 and 2 are satisfied by Assumption 2 and Assumption 1, respectively, and so Definition 6 Item 1 is satisfied. Definition 6 Item 2 is also satisfied by Assumption 2.

Finally, for Definition 6 Item 3,

$$\begin{aligned} \sup_{\theta \in B_\delta} \frac{1}{N^2} \sum_{n=1}^N \sum_{m=1}^N \|g(\theta)\ell(x_n|\theta)\ell(x_m|\theta)\|_2^2 &\leq \\ \sup_{\theta \in B_\delta} \|g(\theta)\| \sup_{\theta \in B_\delta} \frac{1}{N} \sum_{n=1}^N \|\ell(x_n|\theta)\|_2^2 \sup_{\theta \in B_\delta} \frac{1}{N} \sum_{m=1}^N \|\ell(x_m|\theta)\|_2^2, \end{aligned}$$

which is $O_p(1)$ by Assumption 1 and Lemma 3 for sufficiently small δ . Since, by Lemma 1, $\hat{\theta}(t) \in B_\delta$ with probability approaching one for any $\delta > 0$, uniformly in $t \in [0, 1]$, it follows that $\phi^{gnm}(\theta)$ is fifth-order BCLT-okay.

C.5 Global-local residual derivations

Let us suppress the t dependence for the moment and write

$$\begin{aligned} \sqrt{N}\mathcal{R}_T &= \frac{1}{N^2} \sum_{n=1}^N \sum_{m=1}^N \tilde{h}(x_n, x_m) \text{ where} \\ \tilde{h}(x_n, x_m) &= N^{5/2} \mathbb{E}_{\mathbb{P}(\gamma|X)} \left[\bar{g}(\gamma) \underline{\mathcal{K}}^{\ell\ell}(x_n, x_m|\gamma) \right]. \end{aligned}$$

$$\begin{aligned} \varepsilon_g &:= g(\hat{\theta}) - \mathbb{E}_{\mathbb{P}(\gamma|X)} [g(\gamma)] \\ \varepsilon_K(x_n, x_m) &:= \underline{\mathcal{K}}^{\ell\ell}(x_n, x_m|\hat{\gamma}) - \mathbb{E}_{\mathbb{P}(\gamma|X)} \left[\underline{\mathcal{K}}^{\ell\ell}(x_n, x_m|\gamma) \right] \\ \hat{g}(\gamma) &:= g(\gamma) - g(\hat{\gamma}) \\ \hat{\underline{\mathcal{K}}}^{\ell\ell}(x_n, x_m|\gamma) &:= \underline{\mathcal{K}}^{\ell\ell}(x_n, x_m|\gamma) - \underline{\mathcal{K}}^{\ell\ell}(x_n, x_m|\hat{\gamma}). \end{aligned}$$

Then we can use Lemma 17 and Theorem 1 to give, for some $O_p(1)$ constants M_k ,

$$\begin{aligned} \mathbb{E}_{\mathbb{P}(\gamma|X)} \left[\bar{g}(\gamma) \underline{\mathcal{K}}^{\ell\ell}(x_n, x_m|\gamma) \right] &= \mathbb{E}_{\mathbb{P}(\gamma|X)} \left[\hat{g}(\gamma) \hat{\underline{\mathcal{K}}}^{\ell\ell}(x_n, x_m|\gamma) \right] - \varepsilon_g \varepsilon_K(x_n, x_m) = \\ &O_p(N^{-1}) g_{(1)}(\hat{\gamma}) \underline{\mathcal{K}}_{(1)}^{\ell\ell}(x_n, x_m|\hat{\gamma}) + \tilde{O}(N^{-2}) \mathcal{R}_{gK}(x_n, x_m) - \\ &\left(O_p(N^{-1}) g_{(1)}(\hat{\gamma}) + O_p(N^{-1}) g_{(2)}(\hat{\gamma}) + \tilde{O}(N^{-2}) \mathcal{R}_g \right) \times \\ &\left(O_p(N^{-1}) \underline{\mathcal{K}}_{(1)}^{\ell\ell}(x_n, x_m|\hat{\gamma}) + O_p(N^{-1}) \underline{\mathcal{K}}_{(2)}^{\ell\ell}(x_n, x_m|\hat{\gamma}) + \tilde{O}(N^{-2}) \mathcal{R}_K \right). \end{aligned}$$

C THEORETICAL DETAILS FOR THE VON MISES EXPANSION

Combining the orders in the preceding asymptotic decomposition with the scaling $N^{5/2}$, we expect $\sqrt{N}\mathcal{R}_T \xrightarrow[N \rightarrow \infty]{prob} 0$ in general if and only if

$$\begin{aligned} \frac{1}{N^2} \sum_{n=1}^N \sum_{m=1}^N N^{3/2} \underline{\mathcal{K}}_{(1)}^{\ell\ell}(x_n, x_m | \hat{\gamma}) &\xrightarrow[N \rightarrow \infty]{prob} 0 \quad \text{and} \\ \frac{1}{N^2} \sum_{n=1}^N \sum_{m=1}^N N^{1/2} \underline{\mathcal{K}}_{(2)}^{\ell\ell}(x_n, x_m | \hat{\gamma}) &\xrightarrow[N \rightarrow \infty]{prob} 0. \end{aligned}$$

It will suffice to analyze the first term.

Recall that

$$\underline{\mathcal{K}}^{\ell\ell}(x_n, x_m | \gamma) := \mathbb{E}_{\mathbb{P}(\lambda|X, \gamma)} [\underline{\ell}(x_n | \gamma, \lambda) \underline{\ell}(x_m | \gamma, \lambda)].$$

We can differentiate as in Appendix A.3 to get²⁰

$$\begin{aligned} \underline{\mathcal{K}}_{(1)}^{\ell\ell}(x_n, x_m | \gamma) &= \\ &\mathbb{E}_{\mathbb{P}(\lambda|X, \gamma)} [\underline{\ell}_{(1)}(x_n | \gamma, \lambda) \underline{\ell}(x_m | \gamma, \lambda)] + \\ &\mathbb{E}_{\mathbb{P}(\lambda|X, \gamma)} [\underline{\ell}(x_n | \gamma, \lambda) \underline{\ell}_{(1)}(x_m | \gamma, \lambda)] + \\ &\mathbb{E}_{\mathbb{P}(\lambda|X, \gamma)} [\underline{\ell}(x_n | \gamma, \lambda) \underline{\ell}(x_m | \gamma, \lambda) \ell_{(1)}(\lambda | \gamma, X)]. \end{aligned}$$

To apply an asymptotic theory of V-statistics (Lemma 16), we need to compute

$$\text{Var}_{\mathbb{F}(x_n)\mathbb{F}(x_m)} \left(\underline{\mathcal{K}}_{(1)}^{\ell\ell}(x_n, x_m | \hat{\gamma}) \right) = \mathbb{E}_{\mathbb{F}(x_n)\mathbb{F}(x_m)} \left[\underline{\mathcal{K}}_{(1)}^{\ell\ell}(x_n, x_m | \hat{\gamma})^2 \right].$$

In general, for a quantity $\mathbb{E}_{\mathbb{P}(\lambda|X, \gamma)} [f(x_n, x_m, \lambda)]$, when we can apply Fubini's theorem,

$$\begin{aligned} \mathbb{E}_{\mathbb{F}(x_n)\mathbb{F}(x_m)} \left[\mathbb{E}_{\mathbb{P}(\lambda|X, \gamma)} [f(x_n, x_m, \lambda)]^2 \right] &= \\ \mathbb{E}_{\mathbb{F}(x_n)\mathbb{F}(x_m)} \left[\int f(x_n, x_m, \lambda) \mathbb{P}(\lambda|X, \gamma) d\lambda \int f(x_n, x_m, \tilde{\lambda}) \mathbb{P}(\tilde{\lambda}|X, \gamma) d\tilde{\lambda} \right] &= \\ \int \int \mathbb{E}_{\mathbb{F}(x_n)\mathbb{F}(x_m)} \left[f(x_n, x_m, \lambda) f(x_n, x_m, \tilde{\lambda}) \right] \mathbb{P}(\lambda|X, \gamma) d\lambda \mathbb{P}(\tilde{\lambda}|X, \gamma) d\tilde{\lambda}. \end{aligned}$$

With this in mind, define

$$\sigma_{jk}(\gamma, \lambda, \tilde{\lambda}) := \mathbb{E}_{\mathbb{F}(x_0)} [\underline{\ell}_{(j)}(x_n | \gamma, \lambda) \underline{\ell}_{(k)}(x_n | \gamma, \tilde{\lambda})],$$

²⁰Recall that we are treating the posterior $\mathbb{P}(\lambda|X, \gamma)$ as fixed when computing the variance for our V-statistic.

where in a slight abuse of notation we take $\ell_{(0)}(x_n|\gamma, \lambda) = \bar{\ell}(x_n|\gamma, \lambda)$.

Then we can write

$$\begin{aligned} \mathbb{E}_{\mathbb{F}(x_n)\mathbb{F}(x_m)} \left[\underline{\mathcal{K}}_{(1)}^{\ell\ell}(x_n, x_m|\hat{\gamma})^2 \right] = & \int \int \left(\right. \\ & \sigma_{11}(\gamma, \lambda, \tilde{\lambda}) \sigma_{00}(\gamma, \lambda, \tilde{\lambda}) + \sigma_{00}(\gamma, \lambda, \tilde{\lambda}) \sigma_{11}(\gamma, \lambda, \tilde{\lambda}) + \\ & \sigma_{00}(\gamma, \lambda, \tilde{\lambda}) \sigma_{00}(\gamma, \lambda, \tilde{\lambda}) \ell_{(1)}(\lambda|\gamma, X) \ell_{(1)}(\tilde{\lambda}|\gamma, X) + \\ & \sigma_{10}(\gamma, \lambda, \tilde{\lambda}) \sigma_{01}(\gamma, \lambda, \tilde{\lambda}) + \sigma_{01}(\gamma, \lambda, \tilde{\lambda}) \sigma_{10}(\gamma, \lambda, \tilde{\lambda}) + \\ & \sigma_{10}(\gamma, \lambda, \tilde{\lambda}) \sigma_{00}(\gamma, \lambda, \tilde{\lambda}) \ell_{(1)}(\tilde{\lambda}|\gamma, X) + \sigma_{10}(\gamma, \lambda, \tilde{\lambda}) \sigma_{00}(\gamma, \lambda, \tilde{\lambda}) \ell_{(1)}(\lambda|\gamma, X) + \\ & \left. \sigma_{00}(\gamma, \lambda, \tilde{\lambda}) \sigma_{10}(\gamma, \lambda, \tilde{\lambda}) \ell_{(1)}(\tilde{\lambda}|\gamma, X) + \sigma_{00}(\gamma, \lambda, \tilde{\lambda}) \sigma_{10}(\gamma, \lambda, \tilde{\lambda}) \ell_{(1)}(\lambda|\gamma, X) \right) \\ & \mathbb{P}(\lambda|X, \gamma) \mathbb{P}(\tilde{\lambda}|X, \gamma) d\lambda d\tilde{\lambda}. \end{aligned}$$

In general, the quantity $\sigma_{jk}(\hat{\gamma}, \lambda, \tilde{\lambda})$ does not vanish asymptotically, in the sense that there will exist some set A , such that $\int_A \sigma_{jk}(\hat{\gamma}, \lambda, \tilde{\lambda}) \mathbb{P}(\lambda|X, \hat{\gamma}) \mathbb{P}(\tilde{\lambda}|X, \hat{\gamma}) d\lambda d\tilde{\lambda}$ is bounded away from zero even as $N \rightarrow \infty$.

This all suggests that $\text{Var}_{\mathbb{F}(x_n)\mathbb{F}(x_m)} \left(\underline{\mathcal{K}}_{(1)}^{\ell\ell}(x_n, x_m|\hat{\gamma}) \right) = O(1)$. From this and Lemma 16 it follows that

$$N^{3/2} \frac{1}{N^2} \sum_{n=1}^N \sum_{m=1}^N \underline{\mathcal{K}}_{(1)}^{\ell\ell}(x_n, x_m|\hat{\gamma}) = O_p(N^{1/2}).$$

In particular, in the case of Example 1, we can define

$$\begin{aligned} \bar{\ell}^g(y_n|\gamma, \lambda_g) &:= \ell(y_n|\gamma, \lambda_g, a_{ng} = 1) - \mathbb{E}_{\mathbb{P}(\gamma, \lambda|X)} [\ell^g(y_n|\gamma, \lambda_g, a_{ng} = 1)] \\ \mu^g(\gamma, \lambda_g) &:= \mathbb{E}_{\mathbb{F}(y_n|a_{ng}=1)} [\bar{\ell}^g(y_n|\gamma, \lambda_g)] \\ \bar{\ell}^g(x_n|\gamma, \lambda_g) &:= a_{ng} \bar{\ell}^g(y_n|\gamma, \lambda_g) - \frac{1}{G} \mu^g(\gamma, \lambda_g) \end{aligned}$$

and also defining

$$\mu(\gamma, \lambda) := \frac{1}{G} \mu^g(\gamma, \lambda_g)$$

so that

$$\begin{aligned} \bar{\ell}(x_n|\gamma, \lambda) &:= \sum_{g=1}^G \bar{\ell}^g(x_n|\gamma, \lambda_g) \quad \text{where} \\ \mathbb{E}_{\mathbb{F}(x_0)} [\bar{\ell}^g(x_0|\gamma, \lambda_g)] &= 0 \quad \text{and} \quad \mathbb{E}_{\mathbb{P}(\gamma, \lambda|X)} [\bar{\ell}^g(x_0|\gamma, \lambda_g)] = 0, \end{aligned}$$

and $\bar{\ell}^g(x_n|\gamma, \lambda_g)$ depends only on λ_g .

D SELECTED EXAMPLES

We can thus define

$$\begin{aligned}\sigma_{ab}^g(\gamma, \lambda_g, \tilde{\lambda}_g) &:= \mathbb{E}_{\mathbb{F}(y_0|a_{ng}=1)} \left[\underline{\ell}_{(a)}^g(y_0|\gamma, \lambda_g) \underline{\ell}_{(b)}^g(y_0|\gamma, \tilde{\lambda}_g) \right] \\ \bar{\mu}_{(ab)}(\gamma, \lambda, \tilde{\lambda}) &:= \frac{1}{G^2} \sum_{g=1}^G \sum_{h=1}^G \mu_{(a)}^g(\gamma, \lambda_g) \mu_{(b)}^h(\gamma, \tilde{\lambda}_h)\end{aligned}$$

noting that

$$\begin{aligned}\mathbb{E}_{\mathbb{F}(x_0)} \left[\underline{\ell}_{(a)}(x_0|\gamma, \lambda) \underline{\ell}_{(b)}(x_0|\gamma, \tilde{\lambda}) \right] &= \\ \mathbb{E}_{\mathbb{F}(x_0)} \left[\sum_{g=1}^G \underline{\ell}_{(a)}^g(x_0|\gamma, \lambda) \sum_{h=1}^G \underline{\ell}_{(b)}^h(x_0|\gamma, \tilde{\lambda}) \right] &= \\ \mathbb{E}_{\mathbb{F}(x_0)} \left[\sum_{g=1}^G \left(a_{ng} \bar{\ell}_{(a)}^g(y_n|\gamma, \lambda_g) - \frac{1}{G} \mu_{(a)}^g(\gamma, \lambda_g) \right) \sum_{h=1}^G \left(a_{nh} \bar{\ell}_{(b)}^h(y_n|\gamma, \tilde{\lambda}_h) - \frac{1}{G} \mu_{(b)}^h(\gamma, \tilde{\lambda}_h) \right) \right] &= \\ \frac{1}{G} \sum_{g=1}^G \sigma_{ab}^g(\gamma, \lambda_g, \tilde{\lambda}_g) - \bar{\mu}_{(ab)}(\gamma, \lambda, \tilde{\lambda}).\end{aligned}$$

Since we expect $\sigma_{ab}^g(\gamma, \lambda_g, \tilde{\lambda}_g)$ to be a non-degenerate random variable, we expect $\sqrt{N}\mathcal{R}_t$ not to vanish in Example 1, no matter how large G and N are.

D Selected examples

D.1 An example of a degenerate joint MAP approximation

In the previous example, the IJ was not strictly necessary because we could compute $\hat{\theta}$ in closed form. In this section, we present a simple simulated example where $\hat{\theta}$ cannot be easily computed, and yet the IJ still provides useful results. The key feature of the model that renders the IJ useful is that finding $\hat{\theta}$ requires performing a complicated integral to marginalize out latent parameters. When θ comprises some subset of the parameters, the rest having been marginalized out, then it is plausible that $\hat{\theta}$ optimizes an objective function that is approximately quadratic near its optimum, but which is difficult to evaluate because of the necessary marginalization. One could turn to MCMC to find the posterior, and the IJ covariance to estimate the frequentist covariance of the posterior mean.

To illustrate the problem consider the following simple random effects model with responses, $y_n \in \mathbb{R}$, regressors $r_n \in \mathbb{R}$, and group indicator vectors $z_n \in \{0, 1\}^K$, for $n = 1, \dots, N$. We assume that all three are conditionally IID, so $x_n = (y_n, r_n, z_n)$. Define the regression parameter $\beta \in \mathbb{R}$, random effect vector $\mu \in \mathbb{R}^K$, and variances σ_y^2 and σ_μ^2 . We will not specify priors precisely as we will

D SELECTED EXAMPLES

shortly be using the default diffuse priors provided by `rstanarm`; let us take the priors as given and independent. Then we can model

$$\begin{aligned} y_n | z_n, r_n, \beta, \mu, \sigma_y^2 &\overset{\text{indep}}{\sim} \mathcal{N}(\cdot | \beta r_n + z_n^T \mu, \sigma_y^2) \\ \mu_k | \sigma_\mu &\overset{\text{indep}}{\sim} \mathcal{N}(\cdot | 0, \sigma_\mu^2). \end{aligned} \quad (33)$$

How good is the MAP estimate for this model? The answer depends on which variables are marginalized out of the posterior. Suppose, for example, we optimize over all the parameters:

$$\hat{\beta}, \hat{\sigma}_y, \hat{\sigma}_\mu, \hat{\mu} := \operatorname{argmax} \ell(X | \beta, \sigma_y, \sigma_\mu, \mu) + \ell(\mu | \sigma_\mu) + \ell(\beta) + \ell(\sigma_y) + \ell(\sigma_\mu).$$

Since we are computing $\hat{\mu}$, optimizing over all parameters including the random effects is prone to under-estimate the variance σ_y , particularly when K is large relative to N . (This phenomenon is the substance of the Neyman-Scott paradox Freedman 2005.) For this reason, one does not typically optimize over μ for such a model. Rather, one optimizes the marginal posterior (or an approximation thereof):

$$\begin{aligned} \hat{\beta}, \hat{\sigma}_y, \hat{\sigma}_\mu &:= \operatorname{argmax} \log \int p(X | \beta, \sigma_y, \sigma_\mu, \mu) p(\mu | \sigma_\mu) d\mu + \ell(\beta) + \ell(\sigma_y) + \ell(\sigma_\mu) \\ &= \operatorname{argmax} \sum_{n=1}^N \ell(x_n | \beta, \sigma_y, \sigma_\mu) + \ell(\beta) + \ell(\sigma_y) + \ell(\sigma_\mu). \end{aligned} \quad (34)$$

For Gaussian models such as this one, the integral can be computed in closed form. In the general case, methods such as marginal maximum likelihood estimation (MMLE) approximate the integral, e.g., with a Laplace approximation.

However, it is possible to generate data X so that the MAP of Eq. 34 estimates $\hat{\sigma}_\mu = 0$ for sufficiently non-informative priors. In particular, $\hat{\sigma}_\mu = 0$ can occur if the responses y_n have sufficiently low covariance with the indicators z_n after accounting for the regressors r_n . Such degenerate covariance estimates are more common in real datasets with multiple random effects, though even a single random effect is enough. When $\hat{\sigma}_\mu = 0$, the second derivative of the log posterior is degenerate at the optimum, and classical methods for approximating frequentist variances cannot be directly applied.

To deal with the degenerate variance estimate, one might additionally integrate out the variance parameters σ_μ and σ_y and form the MAP over the regression parameters alone,

$$\begin{aligned} \hat{\beta} &:= \operatorname{argmax} \log \int p(X | \beta, \sigma_y, \sigma_\mu, \mu) p(\mu | \sigma_\mu) p(\sigma_\mu) p(\sigma_y) d\mu d\sigma_\mu d\sigma_y + \ell(\beta) \\ &= \operatorname{argmax} \sum_{n=1}^N \ell(x_n | \beta) + \ell(\beta). \end{aligned} \quad (35)$$

Unlike Eq. 34, the integral over Eq. 35 is not likely to be well-approximated by a Laplace approximation for the same reasons that the Eq. 34 provides a poor

D SELECTED EXAMPLES

approximation to the overall posterior. Indeed, it is precisely to approximate integrals of the sort found in Eq. 35 that one typically turns to MCMC. It may well be the case that the behavior of $\hat{\beta}$, as given by Eq. 35, is approximately normal. However, since MCMC is required to evaluate the objective function, Eq. 35 is not typically used. Rather, one would simply run MCMC on the entire problem, β included.

In short, if we take $g(\theta) = \theta := \beta$ in this problem, then Eq. 35 gives us reason to believe that $\hat{\theta} \approx \mathbb{E}_{\mathbb{P}(\theta|X)}[\theta]$ and that both are approximately normally

distributed, due to the concentration of the marginal log likelihood $\sum_{n=1}^N \ell(x_n|\theta)$. However, we cannot easily compute the objective function or its derivatives, since $\ell(x_n|\theta)$ involves an intractable integral. Nevertheless, we can run MCMC on all the parameters and use the IJ to approximate the frequentist variance of the limiting distribution of $\mathbb{E}_{\mathbb{P}(\theta|X)}[\theta]$. It is in precisely such cases that the IJ covariance is most useful.

As a demonstration, we draw data from the following misspecified data generating process. Fix $K = 100$ and $N = 10,000$. For each $n = 1, \dots, N$ we draw independently

$$r_n \stackrel{iid}{\sim} \mathcal{N}(\cdot|0, 1) \quad \epsilon_n \stackrel{iid}{\sim} \mathcal{N}(\cdot|0, 1) \quad y_n := r_n + r_n^2 \epsilon_n. \quad (36)$$

Under the generating process of Eq. 36, simple numerical simulation shows that the MMLE package `lme4` results in a numerically singular fit ($\hat{\sigma}_\mu = 0$) approximately half the time. As in the previous example, the heteroskedasticity in the residual variance, together with the modeling assumption of homoskedasticity, means that the Bayesian and frequentist covariances are expected to be different.

We simulated a single dataset (for which the `lme4` fit was singular), and computed 10,000 MCMC draws from the model of Eq. 33 using `rstanarm`. With these samples, we computed the Bayesian posterior covariance and the IJ covariance. We then simulated 100 different datasets and ran the same MCMC procedure for each, computed the posterior mean for each simulation, and computed the covariance of the posterior means over the simulations. Ideally, we expect the IJ covariance to provide a good approximation to the simulation-based covariance estimate.

The results are shown in Figure 10. As shown in the left plot, the posterior covariances of $\log \sigma_y$ and of β are dramatically less than the frequentist variances of $\mathbb{E}_{\mathbb{P}(\theta|X)}[\log \sigma_y]$ and $\mathbb{E}_{\mathbb{P}(\theta|X)}[\beta]$. The posterior of the log random effect variance, $\log \sigma_\mu$, is extremely non-normal, and the IJ is not expected to perform well, theoretically. Nevertheless, we show that it is a much better approximation to the true frequentist variance, which is much smaller than the posterior variance.

D.2 Simple examples

In this section we consider some extremely simple illustrative examples. All the models in this section will be toy problems for which the IJ is not necessary, but they will serve to build intuition for harder, real-life problems.

D SELECTED EXAMPLES

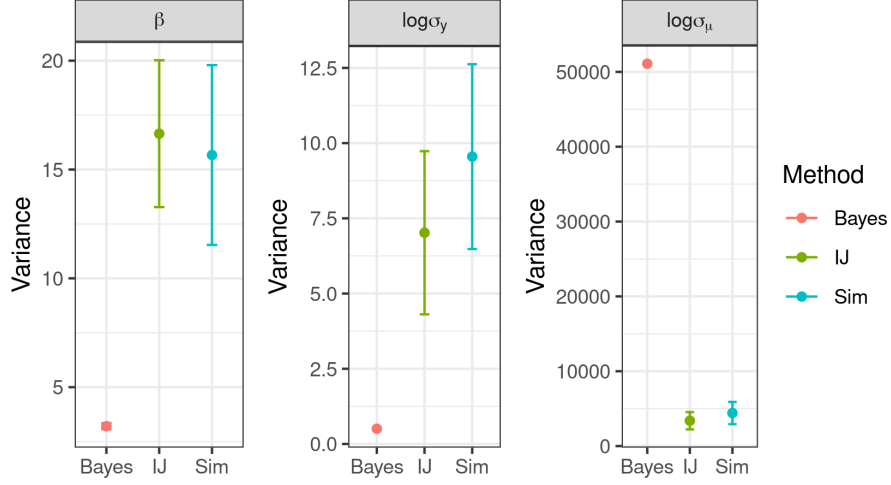


Figure 10: The difference from the simulation, IJ, and Bayesian covariances. Standard include variation due to both Monte Carlo and, in the case of the IJ and simulation, frequentist error.

In each of these examples we will go through the tedious effort to explicitly compute $\psi(x_n)$ and the limit of its sample variance. We stress, however, that we are only doing so for illustrative purposes. In practice, one would simply output $\ell(x_n|\theta)$ from the MCMC algorithm and estimate the posterior covariances using MCMC draws, for which none of the below analytic derivations would be necessary.

D.2.1 Sample mean

Suppose we observe scalar data, $x_n \in \mathbb{R}$, for $n = 1, \dots, N$. We assume that x_n and x_n^2 obey laws of large numbers, and that x_n itself obeys a central limit theorem, with

$$\begin{aligned}\hat{\mu} &:= \frac{1}{N} \sum_{n=1}^N x_n \xrightarrow[N \rightarrow \infty]{prob} \mu \\ \hat{V}_x &:= \frac{1}{N} \sum_{n=1}^N (x_n - \hat{\mu})^2 \xrightarrow[N \rightarrow \infty]{prob} V_x \\ \sqrt{N}(\hat{\mu} - \mu) &\xrightarrow[N \rightarrow \infty]{dist} \mathcal{N}(\cdot | 0, V_x).\end{aligned}$$

D SELECTED EXAMPLES

Suppose we use the data to compute a Bayesian posterior using the following model, with fixed prior parameter σ_θ , and a fixed variance σ^2 :

$$\begin{aligned}\theta &\sim \mathcal{N}(\cdot|0, \sigma_\theta^2) \\ x_n|\theta &\stackrel{iid}{\sim} \mathcal{N}(\cdot|\theta, \sigma^2).\end{aligned}$$

We will take our parameter of interest to be θ itself, so $g(\theta) = \theta$. The posterior has a simple closed form, given by

$$\begin{aligned}\hat{\theta} &:= \frac{\sigma^{-2} \sum_{n=1}^N x_n}{N\sigma^{-2} + \sigma_\theta^{-2}} = \frac{N}{N + \sigma^2/\sigma_\theta^2} \hat{\mu} \\ p(\theta|X) &= \mathcal{N}\left(\cdot|\hat{\theta}, \frac{\sigma^2}{N + \sigma^2/\sigma_\theta^2}\right).\end{aligned}$$

Consequently,

$$\begin{aligned}N \operatorname{Var}_{\mathbb{P}(\theta|X)}(\theta) &\xrightarrow[N \rightarrow \infty]{prob} \sigma^2 \\ \sqrt{N} \left(\mathbb{E}_{\mathbb{P}(\theta|X)}[\theta] - \mu \right) &\xrightarrow[N \rightarrow \infty]{dist} \mathcal{N}(\cdot|0, V_x).\end{aligned}$$

In this case, if $V_x \neq \sigma^2$ —that is, if the model is misspecified— then the limiting variance of the frequentist and Bayesian distributions are different.

How does the IJ perform in this context? In this case, the log likelihood is given up to constants in θ by

$$\ell(x_n|\theta) = -\frac{1}{2}\sigma^{-2} (x_n^2 - 2x_n\theta + \theta^2) + \text{Constant}.$$

So the influence scores are given by

$$\begin{aligned}\psi_n &= -N \frac{1}{2} \sigma^{-2} \operatorname{Cov}_{\mathbb{P}(\theta|X)}(\theta, -2x_n\theta + \theta^2) \\ &= N \sigma^{-2} \operatorname{Cov}_{\mathbb{P}(\theta|X)}(\theta) x_n - N \frac{1}{2} \sigma^{-2} \operatorname{Cov}_{\mathbb{P}(\theta|X)}(\theta, \theta^2).\end{aligned}$$

To evaluate the second covariance, use the fact that, by normality,

$$\begin{aligned}\mathbb{E}_{\mathbb{P}(\theta|X)}[(\theta - \hat{\theta})^3] &= 0 \quad \text{and} \quad \theta^2 = (\theta - \hat{\theta})^2 + 2\hat{\theta}\theta - \hat{\theta}^2 \Rightarrow \\ \operatorname{Cov}_{\mathbb{P}(\theta|X)}(\theta, \theta^2) &= 2\hat{\theta} \operatorname{Cov}_{\mathbb{P}(\theta|X)}(\theta).\end{aligned}$$

Combining the results, we see that

$$\begin{aligned}\psi_n &= N \sigma^{-2} \operatorname{Cov}_{\mathbb{P}(\theta|X)}(\theta) (x_n - \hat{\theta}) \\ &= \frac{N}{N + \sigma^2/\sigma_\theta^2} \left(x_n - \frac{N}{N + \sigma^2/\sigma_\theta^2} \hat{\mu} \right).\end{aligned}$$

Since $N/(N + \sigma^2/\sigma_\theta^2) \rightarrow 1$, the sample variance of ψ_n converges to V_x as desired, despite the fact that the underlying model was misspecified.

D.2.2 Univariate normal

Arguably, the simplest possible misspecified model is a univariate normal distribution with incorrect variance. For $\theta \in \mathbb{R}^D$ and $\sigma^2 \neq 1$, let us model our datapoints $x_n \in \mathbb{R}^D$ as

$$\begin{aligned} \text{Model:} \quad & \theta \sim \mathcal{N}(\cdot|0, 1) \\ & x_n \stackrel{iid}{\sim} \mathcal{N}(\cdot|\theta, 1) \\ \text{Data generating process (reality):} \quad & \theta = \tilde{\theta} \\ & x_n \stackrel{iid}{\sim} \mathcal{N}(\cdot|\theta, \sigma^2). \end{aligned}$$

The model is misspecified because $\sigma^2 \neq 1$. The posterior mean is given by

$$\begin{aligned} \bar{x} &:= \frac{1}{N+1} \sum_{n=1}^N x_n \\ \mathbb{E}_{\mathbb{P}(\theta|X)} [\theta] &= \bar{x} \\ \text{Var}_{\mathbb{P}(\theta|X)} (\theta) &= \frac{1}{N+1} \\ \text{Var}_{X \stackrel{iid}{\sim} \mathbb{F}} \left(\mathbb{E}_{\mathbb{P}(\theta|X)} [\theta] \right) &= \text{Var}_{X \stackrel{iid}{\sim} \mathbb{F}} (\bar{x}) = \frac{N}{(N+1)^2} \sigma^2. \end{aligned}$$

After scaling each by N , the posterior variance and frequentist variance $\text{Var}_{X \stackrel{iid}{\sim} \mathbb{F}} \left(\mathbb{E}_{\mathbb{P}(\theta|X)} [\theta] \right)$ do not agree, even asymptotically, because the model is misspecified.

$$\begin{aligned} N \text{Var}_{X \stackrel{iid}{\sim} \mathbb{F}} \left(\mathbb{E}_{\mathbb{P}(\theta|X)} [\theta] \right) &\xrightarrow[N \rightarrow \infty]{prob} \sigma^2 \\ N \text{Var}_{\mathbb{P}(\theta|X)} (\theta) &\xrightarrow[N \rightarrow \infty]{prob} 1. \end{aligned}$$

Let us look at how the sandwich estimator and IJ work in this case. We will take the function of interest to be θ itself, so $g(\theta) = \theta$. Here, the MAP and posterior mean coincide.

$$\begin{aligned} \hat{\mathcal{L}}(x|\theta) &= -\frac{1}{2N} \sum_{n=1}^N (x_n^2 - 2x_n\theta + \theta^2) \\ \log \pi(\theta) &= -\frac{1}{2}\theta^2 - \log 2\pi \Rightarrow \\ \hat{\theta} &= \bar{x} \\ \ell_{(1)}(x|\theta) &= x_n - \theta \\ \hat{\mathcal{L}}_{(2)}(x|\theta) &= -1. \end{aligned}$$

D SELECTED EXAMPLES

Consequently,

$$\begin{aligned}\hat{\Sigma} &= \frac{1}{N} \sum_{n=1}^N x_n^2 - \bar{x}^2 =: \hat{\sigma}^2 \\ \hat{I} &= 1 \\ \hat{V}^g &= \hat{I}^{-1} \hat{\Sigma} \hat{I}^{-1} = \hat{\sigma}^2.\end{aligned}$$

So we see that \hat{V}^g and $N \text{Var}_{X \stackrel{iid}{\sim} \mathbb{P}} \left(\mathbb{E}_{\mathbb{P}(\theta|X)} [\theta] \right)$ coincide asymptotically.

The influence function is as follows.

$$\begin{aligned}\psi(x_n) &= N \text{Cov}_{\mathbb{P}(\theta|X)} \left(\theta, -\frac{1}{2} (x_n^2 - 2x_n\theta + \theta^2) \right) \\ &= N \text{Cov}_{\mathbb{P}(\theta|X)} (\theta, x_n\theta) + N \text{Cov}_{\mathbb{P}(\theta|X)} (\theta, \theta^2) \\ &= \frac{N}{N+1} x_n + C,\end{aligned}$$

where C in the final line is the same for all x_n . Therefore the IJ covariance estimate, which is the sample variance of the $\psi(x_n)$, is given by

$$\begin{aligned}V^{\text{IJ}} &= \frac{1}{N} \sum_{n=1}^N \psi(x_n)^2 - \bar{\psi}^2 \\ &= \frac{N^2}{(N+1)^2} \hat{\sigma}^2.\end{aligned}$$

Thus V^{IJ} differs from \hat{V}^g by a factor that vanishes asymptotically, and V^{IJ} is also a consistent estimator of the asymptotic variance σ^2 .

D.2.3 Overdispersed Poisson

Let us now consider another simple non-normal misspecified model, an overdispersed Poisson distribution.

Model:	$\theta \sim \text{Gamma}(a, b)$
	$x_n \stackrel{iid}{\sim} \text{Poisson}(\theta)$
Data generating process (reality):	$\theta = \tilde{\theta}$
	$\mathbb{E}_{X \stackrel{iid}{\sim} \mathbb{P}} [x_n] = \tilde{\theta}$
	$\text{Var}_{X \stackrel{iid}{\sim} \mathbb{P}} (x_n) = \sigma^2 > \tilde{\theta}.$

D SELECTED EXAMPLES

The posterior has a closed form:

$$\begin{aligned}\bar{x} &:= \frac{1}{N} \sum_{n=1}^N x_n \\ \hat{\sigma}^2 &:= \frac{1}{N} \sum_{n=1}^N x_n^2 - \bar{x}^2 \\ \mathbb{E}_{\mathbb{P}(\theta|X)} [\theta] &= \frac{N\bar{x} + a}{N + b} \\ \text{Var}_{\mathbb{P}(\theta|X)} (\theta) &= \frac{N\bar{x} + a}{(N + b)^2} \Rightarrow \\ \text{Var}_{X \stackrel{iid}{\sim} \mathbb{F}} \left(\mathbb{E}_{\mathbb{P}(\theta|X)} [\theta] \right) &= \frac{N\sigma^2}{(N + b)^2}.\end{aligned}$$

Because x_n is over-dispersed, the posterior variance does not match the frequentist variance $\text{Var}_{X \stackrel{iid}{\sim} \mathbb{F}} \left(\mathbb{E}_{\mathbb{P}(\theta|X)} [\theta] \right)$, even asymptotically.

$$\begin{aligned}N \text{Var}_{X \stackrel{iid}{\sim} \mathbb{F}} \left(\mathbb{E}_{\mathbb{P}(\theta|X)} [\theta] \right) &\xrightarrow[N \rightarrow \infty]{prob} \sigma^2 \\ N \text{Var}_{\mathbb{P}(\theta|X)} (\theta) &\xrightarrow[N \rightarrow \infty]{prob} \hat{\theta}^2 < \sigma^2.\end{aligned}$$

The model and MAP are given by

$$\begin{aligned}\mathcal{L}(x|\theta) &= \frac{1}{N} \sum_{n=1}^N (x_n \log \theta - \theta) + C \\ \log \pi(\theta) &= (a - 1) \log \theta - b\theta \Rightarrow \\ \hat{\theta} &= \frac{N\bar{x} + a - 1}{N + b} \\ \ell_{(1)}(x|\theta) &= \frac{x_n}{\theta} - 1 \\ \hat{\mathcal{L}}_{(2)}(x|\theta) &= -\frac{\bar{x}}{\theta^2}.\end{aligned}$$

Here, the MAP and posterior expectation differ by a factor of $1/(N + b)$, though, as expected, the difference is $o_p(N^{-1/2})$. We can now compute the sandwich covariance estimator:

$$\begin{aligned}\hat{\Sigma} &= \frac{\hat{\sigma}^2}{\hat{\theta}^2} \\ \hat{\mathcal{I}} &= -\hat{\mathcal{L}}_{(2)}(x|\hat{\theta}) = \frac{\bar{x}}{\hat{\theta}^2} \\ \hat{V}^g &= \hat{\mathcal{I}}^{-1} \hat{\Sigma} \hat{\mathcal{I}}^{-1} = \frac{\hat{\theta}^2}{\bar{x}^2} \hat{\sigma}^2 = \left(\frac{N\bar{x} + a - 1}{(N + b)\bar{x}} \right)^2 \hat{\sigma}^2.\end{aligned}$$

D SELECTED EXAMPLES

As expected, the limits of $N \text{Var}_{X \stackrel{iid}{\sim} \mathbb{F}} \left(\mathbb{E}_{\mathbb{P}(\theta|X)} [\theta] \right)$ and \hat{V}^g are the same.

The influence function is given by

$$\begin{aligned} \psi(x_n) &= N \text{Cov}_{\mathbb{P}(\theta|X)} (\theta, x_n \log \theta - \theta) \\ &= N x_n \text{Cov}_{\mathbb{P}(\theta|X)} (\theta, \log \theta) - N \text{Var}_{\mathbb{P}(\theta|X)} (\theta) \\ &= \frac{N}{N+b} x_n + C. \end{aligned}$$

where C is the same for every x_n , and where we have used the posterior covariance $\text{Cov}_{\mathbb{P}(\theta|X)} (\theta, \log \theta)$ for the Gamma distribution, which can be found by taking the mixed second-order partial derivative of the log partition function. It follows that

$$V^{\text{IJ}} = \frac{1}{N} \sum_{n=1}^N \psi(x_n)^2 - \bar{\psi}^2 = \frac{N^2}{(N+b)^2} \hat{\sigma}^2,$$

which is also a consistent estimator of $\sigma^2 = V^g$.

D.2.4 Multivariate regression

We now consider multivariate regression with unknown variance. This will provide a simple multivariate example, draw a connection with robust frequentist estimators, and allow us to discuss a point about conditioning on part of the exchangeable unit.

The model and data generating process are

$$\begin{aligned} \text{Model:} \quad \sigma^{-2} &\sim \text{Gamma}(a, b) \\ \beta &\sim \mathcal{N}(\cdot | 0, \sigma_\beta^2 I_D) \\ y_n &\stackrel{iid}{\sim} \mathcal{N}(\cdot | \beta^T z_n, \sigma^2) \end{aligned}$$

Data generating process (reality): The moments of $y_n z_n$, $z_n z_n^T$, and $y_n^2 z_n z_n^T$ are finite and obey a LLN, with invertible $\mathbb{E}_{X \stackrel{iid}{\sim} \mathbb{F}} [z_n z_n^T]$.

Here, $\theta = (\beta, \sigma)$ and $x_n = (y_n, z_n)$. We will consider $g(\theta) = \beta$. The full posterior

D SELECTED EXAMPLES

has a closed form, but we will only require the conditional posterior $p(\beta|x, \sigma)$.

$$\begin{aligned}\hat{S}_z &:= \frac{1}{N} \sum_{n=1}^N z_n z_n^T + \frac{\sigma_\beta^2}{N} I_D \\ \hat{\beta} &:= \hat{S}_z^{-1} \left(\frac{1}{N} \sum_{n=1}^N z_n y_n \right) \\ p(\beta|x, \sigma) &= \mathcal{N}(\beta|\hat{\beta}, \sigma^2 \hat{S}_z) \\ \mathbb{E}_{\mathbb{P}(\theta|X)} [\beta] &= \hat{\beta} \\ \text{Cov}_{\mathbb{P}(\theta|X)}(\beta) &= \frac{\sigma^2}{N} \hat{S}_z^{-1}.\end{aligned}$$

In order to consider the frequentist variance of $\mathbb{E}_{\mathbb{P}(\theta|X)} [\beta]$, we have to specify what is random. Since $x_n = (z_n, y_n)$, the analysis of this paper appears to require that both z_n and y_n are random. However, the generative process for the regressors z_n are not part of the Bayesian model given above. Indeed, the generating process for the regressors is hardly ever specified in Bayesian regression because the data generating process for z_n is ancillary to the parameters of interest, θ . However, precisely because $p(z_n)$ is ancillary for θ , one could resolve this apparent inconsistency by imagining including any data generating process $p(z_n)$ to the Bayesian model, and observing that the Bayesian posterior is unchanged no matter what $p(z_n)$ is.

Asymptotically, the difference between random z_n and fixed z_n does not matter since sample moments over z_n converge to their population counterparts. However, in finite sample, the difference can be important, and it is easier to bootstrap pairs (z_n, y_n) than keep z_n fixed and resample only y_n . (We will not consider methods such as the residual bootstrap here.) Unless otherwise stated, we will thus take the view in the present paper that the full exchangeable pair is random.

Because of the term \hat{S}_z^{-1} and the randomness of z_n , the variance $N \text{Var}_{X \stackrel{iid}{\sim} \mathbb{F}} \left(\mathbb{E}_{\mathbb{P}(\theta|X)} [\beta] \right)$ does not have a closed form. However, by a CLT applied to $\sqrt{N} \frac{1}{N} \sum_{n=1}^N z_n (y_n - \hat{\beta}^T z_n)$ and Slutsky's theorem, the variance is consistently estimated by

$$\begin{aligned}\hat{\epsilon}_n &:= y_n - \hat{\beta}^T z_n \\ N \text{Var}_{X \stackrel{iid}{\sim} \mathbb{F}} \left(\mathbb{E}_{\mathbb{P}(\theta|X)} [\beta] \right) &\approx \hat{S}_z^{-1} \left(\frac{1}{N} \sum_{n=1}^N \hat{\epsilon}_n^2 z_n z_n^T \right) \hat{S}_z^{-1}.\end{aligned}\tag{37}$$

If the model is correctly specified, and $\sigma = \sigma_0$, then

$$\frac{1}{N} \sum_{n=1}^N z_n z_n^T \hat{\epsilon}_n^2 \xrightarrow[N \rightarrow \infty]{prob} \sigma_0^2 \mathbb{E}_{X \stackrel{iid}{\sim} \mathbb{F}} [z_n z_n^T],$$

D SELECTED EXAMPLES

and $N \text{Var}_{X \stackrel{iid}{\sim} \mathbb{P}} \left(\mathbb{E}_{\mathbb{P}(\theta|X)} [\beta] \right)$ coincides asymptotically with $N \text{Cov}_{\mathbb{P}(\theta|X)} (\beta)$. However, if the residuals $\hat{\epsilon}_n$ or their variances are correlated with z_n , then the frequentist and Bayesian covariance will not match, even asymptotically. The covariance estimate in Eq. 37 is known in the frequentist regression literature as a “robust” covariance estimate, and it is sometimes recommended when there is concern about model misspecification (e.g. Davidson and MacKinnon 2004, Section 5.5). In the present context, it is simply the regression version of the sandwich covariance matrix V^g .

The influence function in this case is given by

$$\begin{aligned} \psi(x_n) &= N \text{Cov}_{\mathbb{P}(\theta|X)} \left(\beta, -\frac{1}{2\sigma^2} (y_n^2 - 2\beta^T z_n y_n + \beta^T z_n z_n^T \beta) \right) \\ &= N \text{Cov}_{\mathbb{P}(\theta|X)} (\beta, \sigma^{-2} \beta) z_n y_n - \frac{N}{2} \text{Cov}_{\mathbb{P}(\theta|X)} (\beta, \sigma^{-2}) y_n^2 + \frac{N}{2} \text{Cov}_{\mathbb{P}(\theta|X)} (\beta, \sigma^{-2} \beta^T z_n z_n^T \beta). \end{aligned}$$

First,

$$\begin{aligned} \text{Cov}_{\mathbb{P}(\theta|X)} (\beta, \sigma^{-2} \beta) &= \mathbb{E}_{\mathbb{P}(\theta|X)} \left[(\beta - \hat{\beta}) \left(\sigma^{-2} \beta - \mathbb{E}_{\mathbb{P}(\theta|X)} [\sigma^{-2} \beta] \right) \right] \\ &= \mathbb{E}_{\mathbb{P}(\theta|X)} \left[(\beta - \hat{\beta}) \sigma^{-2} \beta \right] \\ &= \mathbb{E}_{\mathbb{P}(\theta|X)} \left[\sigma^{-2} \mathbb{E}_{p(\beta|x,\sigma)} [(\beta - \hat{\beta}) \beta] \right] \\ &= \frac{1}{N} \mathbb{E}_{\mathbb{P}(\theta|X)} \left[\sigma^{-2} \sigma^2 \hat{S}_z^{-1} \right] \\ &= \frac{1}{N} \hat{S}_z^{-1}. \end{aligned}$$

Now, the posterior mean $\mathbb{E}_{\mathbb{P}(\theta|X)} [\beta] = \hat{\beta}$ does not depend on σ , so

$$\begin{aligned} \text{Cov}_{\mathbb{P}(\theta|X)} (\beta, \sigma^{-2}) &= \mathbb{E}_{\mathbb{P}(\theta|X)} \left[(\beta - \hat{\beta}) \left(\sigma^{-2} - \mathbb{E}_{\mathbb{P}(\theta|X)} [\sigma^{-2}] \right) \right] \\ &= \mathbb{E}_{\mathbb{P}(\theta|X)} \left[\mathbb{E}_{p(\beta|x,\sigma)} [\beta - \hat{\beta}] \left(\sigma^{-2} - \mathbb{E}_{\mathbb{P}(\theta|X)} [\sigma^{-2}] \right) \right] \\ &= 0. \end{aligned}$$

Similarly, the third-order array of third-order covariances is identically zero:

$$\mathbb{E}_{\mathbb{P}(\theta|X)} \left[\sigma^{-2} (\beta - \hat{\beta}) (\beta - \hat{\beta}) (\beta - \hat{\beta}) \right] = 0.$$

To use this in $\psi(x_n)$, observe that

$$\beta^T z_n z_n^T \beta = (\beta - \hat{\beta})^T z_n z_n^T (\beta - \hat{\beta}) + 2\hat{\beta}^T z_n z_n^T \beta - \hat{\beta}^T z_n z_n^T \hat{\beta},$$

D SELECTED EXAMPLES

so that

$$\begin{aligned}
\frac{N}{2} \text{Cov}_{\mathbb{P}(\theta|X)}(\beta, \sigma^{-2} \beta^T z_n z_n^T \beta) &= N \text{Cov}_{\mathbb{P}(\theta|X)}(\beta, \sigma^{-2} \hat{\beta}^T z_n z_n^T \beta) \\
&= N \text{Cov}_{\mathbb{P}(\theta|X)}(\beta, \sigma^{-2} \beta) z_n z_n^T \hat{\beta} \\
&= \hat{S}_z^{-1} z_n z_n^T \hat{\beta}.
\end{aligned}$$

Combining,

$$\psi(x_n) = \hat{S}_z^{-1} z_n \left(y_n - z_n^T \hat{\beta} \right).$$

We thus see that

$$\begin{aligned}
\bar{\iota} &= \hat{S}_z^{-1} \frac{1}{N} \sum_{n=1}^N z_n y_n = 0 \\
V^{\text{IJ}} &= \frac{1}{N} \sum_{n=1}^N (\iota(x_n)^2 - \bar{\iota}^2) = \hat{S}_z^{-1} \left(\frac{1}{N} \sum_{n=1}^N \hat{\epsilon}_n^2 z_n z_n^T \right) \hat{S}_z^{-1},
\end{aligned}$$

which matches the frequentist covariance estimate given in Eq. 37.