

TARGET: Automated Scenario Generation from Traffic Rules for Testing Autonomous Vehicles

YAO DENG, Macquarie University, Australia
JIAOHONG YAO, Macquarie University, Australia
ZHI TU, Purdue University, USA
MENGSHI ZHANG, Meta, USA
XI ZHENG*, Macquarie University, Australia
TIANYI ZHANG, Purdue University, USA

Ensuring the safety and robustness of autonomous driving systems (ADSs) is imperative. One of the crucial methods towards this assurance is the meticulous construction and execution of test scenarios, a task often regarded as tedious and laborious. In response to this challenge, this paper introduces TARGET, an end-to-end framework designed for the automatic generation of test scenarios grounded in established traffic rules. Specifically, we design a domain-specific language (DSL) with concise and expressive syntax for scenario descriptions. To handle the natural language complexity and ambiguity in traffic rule descriptions, we leverage a large language model to automatically extract knowledge from traffic rules and convert the traffic rule descriptions to DSL representations. Based on these representations, TARGET synthesizes executable test scenario scripts to render the testing scenarios in a simulator. Comprehensive evaluations of the framework were conducted on four distinct ADSs, yielding a total of 217 test scenarios spread across eight diverse maps. These scenarios identify approximately 700 rule violations, collisions, and other significant issues, including navigation failures. Moreover, for each detected anomaly, TARGET provides detailed scenario recordings and log reports, significantly easing the process of troubleshooting and root cause analysis. Two of these causes have been confirmed by the ADS developers; one is corroborated by an existing bug report from the ADS, and the other one is attributed to the limited functionality of the ADS.

CCS Concepts: • **Software and its engineering** → **Test Generation**.

Additional Key Words and Phrases: Autonomous Driving System Testing

1 INTRODUCTION

Systematic testing plays a crucial role in the development and deployment of autonomous driving systems (ADSs). It ensures the robustness and safety of the ADSs across a wide range of driving scenarios. In some areas, autonomous vehicles are mandated to pass an assessment encompassing hundreds of driving scenarios informed by traffic rules and human driver experiences [2]. To preliminarily evaluate ADSs' performance before on-road testing, simulation testing has been

*Corresponding authors: Xi Zheng.

Authors' addresses: Yao Deng, yao.deng@hdr.mq.edu.au, Macquarie University, Sydney, NSW, Australia; Jiaohong Yao, jiaohong.yao@hdr.mq.edu.au, Macquarie University, Sydney, NSW, Australia; Zhi Tu, tu85@purdue.edu, Purdue University, West Lafayette, IN, USA; Mengshi Zhang, mengshizhang@fb.com, Meta, Menlo Park, CA, USA; Xi Zheng, xi.zheng@mq.edu.au, Macquarie University, Sydney, NSW, Australia; Tianyi Zhang, tianyi@purdue.edu, Purdue University, West Lafayette, IN, USA.

Permission to make digital or hard copies of all or part of this work for personal or classroom use is granted without fee provided that copies are not made or distributed for profit or commercial advantage and that copies bear this notice and the full citation on the first page. Copyrights for components of this work owned by others than ACM must be honored. Abstracting with credit is permitted. To copy otherwise, or republish, to post on servers or to redistribute to lists, requires prior specific permission and/or a fee. Request permissions from permissions@acm.org.

© 2018 Association for Computing Machinery.

XXXX-XXXX/2018/10-ART \$15.00

<https://doi.org/XXXXXXXX.XXXXXXX>

widely adopted [22, 28, 30]. Notably, simulators such as Carla [11] and LGSVL [37] are widely used to provide safe and highly customized environments to generate test scenarios for ADS testing [26, 39, 48].

In current industry practices, testers have to manually define test scenarios, then translate these natural language-defined scenarios into simulator-supported scenario configurations using complex Domain Specific Languages (DSLs) such as OpenScenario [4]. However, the complex syntax of these DSLs pose a steep learning curve and hamper development efficiency. For instance, a tester needs to write approximately 260 lines of DSL to describe a lane-cutting scenario [28]. This manual task of defining test scenarios and specifying all scenario details, including the position of involved vehicles, is both tedious and prone to error. The limitation of the current test generation pipeline for desired test scenarios poses the urgent need for an automated test generation framework to construct test scenarios based on external resources such as traffic rules, which has been confirmed by a recent study [28].

Some recent research efforts have been made to address the problem that aims to generate test scenarios related to traffic rules. RMT [10] applies traditional NLP techniques including part-of-speech tagging [43] and grammar dependency analysis [24] to extract information from human-defined simplified traffic rules. However, NLP, as a shallow parsing [38] method, has difficulty understanding the input text. Furthermore, RMT requires the tester to manually rewrite the traffic rule to a simplified syntax. Different from real-world traffic rules, these simplified traffic rules can not comprehensively represent real-world driving scenarios. Another work, LawBreaker [39], describes real-world traffic rules by Signal temporal logic (STL) and then utilizes a fuzzing engine to search for various scenarios that lead ADSs to violate traffic rules. However, in LawBreaker, traffic rules are also manually translated into STL-based descriptions, which is complex and time-consuming.

To address this gap between the industry needs and the current research, we propose an end-to-end Trffic Rule-based test GeneraTion framework (TARGET) to automatically generate test scenarios based on traffic rules. We have designed a simple but expressive DSL to define test scenarios based on traffic rules. Given a traffic rule described in natural language, TARGET first parses it to the DSL representation. To handle the ambiguity and complexity of natural language, TARGET leverages a large language model to extract key information. Specifically, TARGET proposes a multi-stage in-context few-shot learning [27] to make the LLM directly generate the scenario representation and revise it to conform to the proposed DSL syntax.

Based on the generated scenario representation, the scenario generator first creates a template scenario script and then applies dictionary search and hierarchical map-based route search to identify accurate parameters to fill in the template scenario script for constructing the concrete test scenario. The scenarios produced are subsequently used for ADS testing, with follow-up test scenario recordings and test reports shedding light on ADS traffic rule violations or other issues.

We assessed the efficacy of TARGET on 217 generated test scenarios on four leading ADSs: LAV [7], MMFN [46], AUTO [45], and Autoware [23]. 700 erroneous behaviors on four ADSs in total were uncovered. Most of the ADSs often breached traffic rules, such as not stopping before stop signs or not maintaining a safe distance from the vehicle in front. In addition, both Autoware and MMFN had collision issues. Our analysis revealed that Autoware's perception system missed static objects, MMFN's localization system inaccurately pinpointed its own position, and LAV's overly cautious driving strategy led to stalling. The first two issues were confirmed by ADS developers, and the last was consistent with bug reports in the ADS repository.

In summary, there are three main contributions of this work:

- We introduce an end-to-end test generation framework that automatically generates test scenarios based on traffic rules for violation detection and fault analysis for ADS testing.

- To the best of our knowledge, we are the first to use an LLM to extract knowledge from driving scenarios described in natural language. We suggest prompts based on multi-stage, in-context few-shot learning to produce formal test scenario representations.
- We conduct extensive experiments on the CARLA simulation platform, generating 217 scenarios across eight maps. In these scenarios, we detect 700 errors in four ADSs. The detailed error logs can be crucial for pinpointing the violations' root causes.

The rest of the paper is organized as follows: Section 2 introduces the current practice of generating test scenarios and the conception of LLMs. Section 3 describes the proposed test generation framework. Section 4 introduces research questions and experiment settings. Section 5 demonstrates the experiment results. Section 6 introduces and compares related works. Section 7 describes threats to the validity of the work. Section 8 summarizes the paper and proposes directions for future research.

2 MOTIVATION

In [31], Menzel et al. proposed dividing ADS test scenarios into three types: functional scenarios as abstract driving descriptions written in natural language, and logical and concrete scenarios that provide detailed descriptions with specific parameter ranges and values. Meanwhile, Nalic et al. categorized scenario-based ADS testing into knowledge-driven and data-driven approaches [32]. Both methods start with defining functional scenarios and progress to logical and concrete scenarios. Similarly, the NHTSA's report [2] describes an approach for testing an automated lane centering system by initially defining functional scenarios in natural language, then developing logical and concrete scenarios in simulation.

```
fourWayIntersection = filter(lambda i: i.is4Way and not i.isSignalized,
                             network.intersections)
intersec = Uniform(*fourWayIntersection)
ego_start_lane = Uniform(*intersec.incomingLanes)
ego_maneuver = Uniform(*ego_start_lane.maneuvers)
ego_trajectory = [ego_maneuver.startLane, ego_maneuver.connectingLane,
                  ego_maneuver.endLane]
adv_maneuver = Uniform(*ego_maneuver.conflictingManeuvers)
adv_trajectory = [adv_maneuver.startLane, adv_maneuver.connectingLane,
                  adv_maneuver.endLane]
adv_start_lane = adv_maneuver.startLane
ego_spawn_pt = new OrientedPoint in ego_maneuver.startLane.centerline
adv_spawn_pt = new OrientedPoint in adv_maneuver.startLane.centerline
```

Listing 1. An example of defining a test scenario at an intersection in Scenic

To generate testing scenarios for testing ADSs, a tester first needs to define functional scenarios by referring to related sources such as traffic rules and crash reports, as these documents provide critical scenarios related to safe driving. When a desired driving scenario for testing is identified, the tester has to manually define every parameter in the scenario. This includes not just the coordinates of all actors and objects but also their respective trajectories, velocities, orientations, and any other relevant parameters that could influence the outcome of the scenario. The last step involves defining the concrete scenario using a DSL such as OpenScenario [4], which has complicated syntax and a steep learning curve. As an example shown in Listing 1, the syntax to define a test scenario that occurs at an intersection is cumbersome and hard to understand.

In summary, the current practice for generating testing scenarios for ADSs in simulation is labor-intensive and time-consuming. This manual-centric approach, from abstract descriptions to detailed, machine-readable representations, represents a significant bottleneck in the validation process of ADSs. Therefore, there's an imperative need for an automated test generation framework that can directly derive test scenarios from traffic rules and regulations.

3 METHODOLOGY

3.1 Overview

Figure 1 illustrates the workflow of the proposed framework TARGET. TARGET takes three phases to parse a traffic rule description to an executable driving scenario in a simulator. The first phase is to parse the input traffic rule to a machine-readable test scenario representation, which follows the syntax of a proposed functional scenario-level DSL (Section 3.2). The rule parsing process is implemented in an LLM-powered *rule parser* (Section 3.3). In the second phase, the *scenario generator* first creates a template scenario script. It then utilizes dictionary search and hierarchical map-based route search to identify precise parameters for functions in the template scenario script, forming the concrete test scenario script (Section 3.4). Lastly, the simulator executes the generated scenario script, rendering the corresponding test scenario with the ADS under test controlling the ego vehicle. Simultaneously, the *Scenario monitor* captures the scenario execution process as a test scenario recording (video) and logs the simulation data, such as the positions and speeds of the ego vehicle and NPC actors. This logged data is used to identify the erroneous behaviors of the ADS under test and form a relevant test report, while the test scenario recording visually helps verify the ADS's erroneous behaviors and pinpoint their causes (Section 3.5).

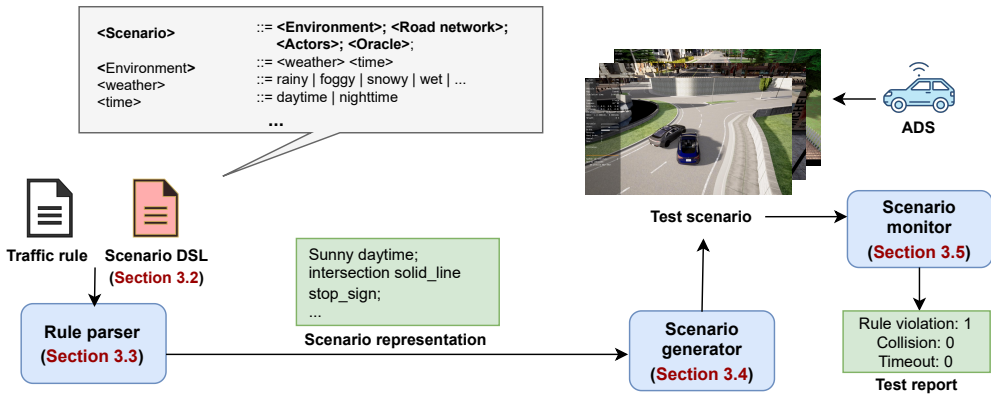


Fig. 1. An overview of the proposed test generation method

3.2 Domain Specific Language

In this work, we propose a functional scenario-level DSL to formally describe functional scenarios described in traffic rules as machine-readable scenario representations. The scenario representation is further used to generate the corresponding test scenario.

Different from existing DSLs [4, 14, 36] for describing logical scenarios or concrete scenarios, the proposed functional scenario-level DSL does not involve the accurate definition of concrete parameters such as the coordinates of the ego vehicle and other objects. Furthermore, we define rich semantic elements derived from traffic rule handbooks to describe driving scenarios. As a result,

| | |
|-----------------------------|--|
| <Scenario> | ::= <Environment>; <Road network>; <Actors>; <Oracle>; |
| <Environment> | ::= <weather> <time> |
| <weather> | ::= rainy foggy snowy wet ... |
| <time> | ::= daytime nighttime |
| <Road network> | ::= <road type> <road marker> <traffic signs> |
| <road type> | ::= intersection roundabout ... |
| <road marker> | ::= solid line broken line ... |
| <traffic signs> | ::= ϵ <traffic sign>, <traffic signs> |
| <traffic sign> | ::= stop sign speed limit sign ... |
| <actors> | ::= <ego vehicle>, <npc actors> |
| <ego vehicle> | ::= <type> <behavior> <position> |
| <npc actors> | ::= ϵ <npc actor>, <npc actors> |
| <npc actor> | ::= <type> <behavior> <position> |
| <type> | ::= car truck train ... |
| <behavior> | ::= go forward turn left static ... |
| <position> | ::= <position reference> <position relation> |
| <position reference> | ::= ego vehicle <road type> <road marker> <traffic sign> |
| <position relation> | ::= front behind left on ... |
| <oracle> | ::= <longitudinal oracles> <lateral oracles> |
| <longitudinal oracles> | ::= ϵ <longitudinal oracle> <longitudinal oracles> |
| <longitudinal oracle> | ::= yield decelerate ... |
| <lateral oracles> | ::= ϵ <lateral oracle> <lateral oracles> |
| <lateral oracle> | ::= keep lane change lane to left ... |

Fig. 2. The structure of Scenario DSL and a subset of elements in all components

the proposed DSL boosts a succinct syntax while providing the flexibility to capture extensive semantic details in test scenarios.

Figure 2 shows the proposed DSL in the syntax of context-free grammar. A functional test scenario is composed of four primary components— **Environment**, **Road network**, **Actor**, and **Oracle**. Each component comprises distinct subcomponents designed to delineate specific semantics.

- **Environment** represents when the test scenario occurs, what the current *weather* and *time* are.
- **Road network** characterizes the geographical context of the test scenario, defining the *road type*, and the presence of the *road marker* and *traffic signs*.
- **Actor** describes dynamic objects involved in the test scenario including the *ego vehicle* and *NPC actors*. For each actor, its *type*, *position*, and current *behavior* when the scenario occurs are defined. Specifically, *position* is composed of two subcomponents *position reference* and *position relation* to describe the relative position of the actor (the ego vehicle or the NPC actor) regarding the road network subcomponent elements or the ego vehicle when the actor is an NPC actor.

- **Oracle** regulates the appropriate behaviors of the ego vehicle in the *longitudinal* direction (speed-related behaviors) and the *lateral* direction (steering angle-related behaviors) during testing.

For each subcomponent, we define a list of optional elements, derived from the traffic rule handbook [33] and OpenXOntology [5] that demonstrates concepts and properties of elements commonly occur in driving scenarios. For example, the optional elements for *road type* include typical road configurations such as intersections and roundabouts. Figure 2 displays a subset of these optional elements for each subcomponent. The comprehensive list of optional elements for all subcomponents is available in the supplementary material ¹. These elements, capable of expressing a rich array of semantic information, are adequate to describe test scenarios derived from traffic rules.

3.3 Traffic Rule Parsing

In TARGET, we propose to use an LLM as the rule parser to convert traffic rules to scenario representations. LLMs have emerged in recent years and achieved similar or even better performance than humans on many NLP tasks [25], which shows the capacity of LLMs for understanding, generating, and interpreting texts. In the current utilization of LLMs, the primary engagement method involves the use of prompts. These prompts, which are simple cues or instructions, guide the model’s output. As the example shown in Table 1, the LLM, GPT-4 [34], clearly explains the meaning of the given traffic rule in the prompt. It even infers the item “*T*” intersection that is not explicitly mentioned in the traffic rule and shows some keywords in bold. Therefore, in the *rule parser*, we adopt an LLM to understand traffic rules, extract key information, and generate test scenario representations following the syntax of the proposed DSL.

Prompt

Briefly explain the traffic rule: When approaching an intersection of a through street traveling from a street that ends at the intersection, you must stop and yield the right-of-way to vehicles on the through street.

GPT-4 Response

When you’re driving on a street that comes to an end at a through street (often called a “*T*” intersection), you need to:

1. **Stop** before reaching the intersection.
2. **Yield the right-of-way**: This means you must wait and let vehicles on the through street go first. They have the priority.
3. **Proceed safely**: Once it’s clear and safe to do so, you can continue your journey.

Table 1. An example of interacting with the LLM GPT-4 using the prompt

To fully utilize the power of an LLM as the rule parser, we propose a workflow of the rule parsing process as shown in Figure 3. The pipeline contains three steps: knowledge extraction, knowledge validation, and syntax alignment. For each step, well-designed prompts are used to guide the LLM to generate desired outputs.

3.3.1 Knowledge Extraction. In the first step, we design the prompts following the in-context few-shot learning paradigm [27]. As illustrated in Table 2, initially, we establish the role of the LLM as a domain expert in autonomous driving, followed by a brief introduction of the task. This role-setting enables the LLM to better identify the related knowledge it needs to produce high-quality replies.

¹Supplementary material: <https://shorturl.at/gFPX3>

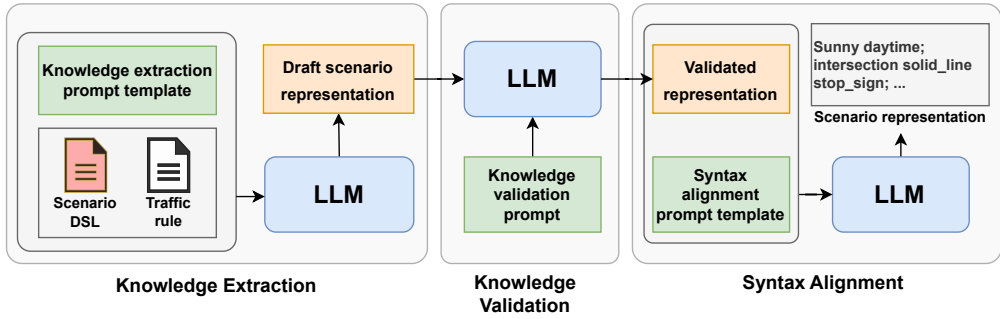


Fig. 3. The workflow of traffic rule parsing

In the primary prompt, we first present the specifics of the proposed DSL’s definition and the list of optional elements within the DSL to guide the LLM in comprehending the task’s context. Then, we provide a traffic rule-scenario representation pair as a learning example. The example enables the LLM to learn the specific structures of the task’s input and output. Finally, we provide the input traffic rule to the LLM for knowledge extraction and generating a draft scenario representation. The detailed content of the prompt can be found in the supplementary material ².

Role Setting

You are a test expert for autonomous driving systems. Your task is to generate specific test scenario representations from given traffic rules.

Prompt

Below is the definition of a domain-specific language to represent test scenarios for autonomous driving systems:

{Details of DSL}

Below are the lists of commonly used elements for each subcomponent. When creating the scenario representation, consider the following elements first for each subcomponent. If no element can describe the close meaning, create a new element by yourself.

{Details of element lists}

Below is an example of an input traffic rule and the corresponding scenario representation:

Traffic rule: {content of the traffic rule}

Scenario representation: {content of the scenario representation}

Based on the above descriptions and examples, convert the following traffic rule to corresponding scenario representation:

{input traffic rule}

Table 2. The prompt template for knowledge extraction

3.3.2 *Knowledge Validation.* With the generated scenario representation in the knowledge extraction, we then validate whether the extracted knowledge and generated scenario representation are correct. Inspired by the concept of self-consistency prompting [44], we construct the prompt

²Supplementary material: <https://shorturl.at/gFPX3>

as displayed in Table 3 to guide the LLM to verify whether extracted component elements in the draft scenario representation align with the input traffic rule. In cases of inconsistency, the LLM is directed to make revisions and generate a validated scenario representation.

| |
|---|
| Prompt |
| Are the elements in the generated scenario description consistent with the input traffic rule? If not, correct the inconsistencies and output the revised scenario representation. |
| LLM Response |
| {Content of the LLM response} |

Table 3. The prompt for knowledge validation

3.3.3 Syntax Alignment. When the validated scenario representation is obtained, the final step is to align it with the syntax of the proposed DSL. This is done to ensure that each subcomponent's element in the scenario representation corresponds with the element in the predefined list but not other words with similar semantic meanings. For instance, in the case of actor behavior, the LLM's output might be "go straight" instead of the "go forward" defined in the element list. To solve the problem, as demonstrated in Table 4, the LLM is guided to select the element in the element list defined in the DSL that has the closest meaning to update the LLM's output element in the scenario representation. Furthermore, to maintain the rule parser's scalability for undefined elements, such as newly introduced traffic signs in traffic rules, the LLM is also directed to retain its original response if it fails to identify a similar element in the element list.

| |
|---|
| Prompt |
| For each element {content of the LLM's output element} of the subcomponent {subcomponent name}, find out an element with the closest meaning to your output element from the following element list. If all elements in the element list do not express a similar meaning as your output element, keep your output element as the answer. {Content of the element list in the DSL} |
| LLM Response |
| Content of the LLM response |

Table 4. The prompt template for syntax alignment

3.4 Template-based Scenario Generation

In our research, we propose a template-based method for scenario generation. For a specific simulator, we create a template script that details the test scenario's execution using the simulator's APIs in Listing 2. We then link each function in the script to its relevant subcomponent in the scenario representation and identify function parameters by the corresponding elements.

```
def run_scenario(*args):
    set_environment(weather_params, time_params)
    set_actors(ego_initial_coordinate, ego_destination_coordinate,
              npc_initial_coordinate, npc_destination_coordinate)
    set_test_oracle(longitudinal_oracle, lateral_oracle)

def set_environment(weather_params, time_params):
```



```

simulator.set_weather(weather_params)
simulator.set_time(time_params)

def set_actors(ego_initial_coordinate, ego_destination_coordinate,
              npc_initial_coordinate, npc_destination_coordinate):
    simulator.set_actor_position(ego_vehicle, ego_initial_coordinate)
    ads.move_to(ego_destination_coordinate)

    simulator.set_actor_position(npc_actor, npc_initial_coordinate)
    simulator.move_npc_to(npc_actor, npc_destination_coordinate)

def set_test_oracle(longitudinal_oracle, lateral_oracle):
    monitor.set_oracles(longitudinal_oracle, lateral_oracle)

```

Listing 2. Simplified template scenario script

Listing 2 shows a simplified template scenario script that contains four key functions to generate a test scenario by the simulator. The function `set_environment` invokes simulator APIs to set the weather and time of the test scenario based on *weather parameter* and *time parameter*. In the function `set_actors`, the ego vehicle and the NPC actor are created on *ego_initial_coordinate* and *npc_initial_coordinate* respectively. Then, the ADS under test controls the ego vehicle to move to *ego_destination_coordinate* and the simulator controls the NPC to move to *npc_destination_coordinate*. The function `set_test_oracle` feeds *longitudinal oracle* and *lateral oracle* to the scenario monitor to check the erroneous behaviors of the ADS under test, which will be introduced in Section 3.5.

Given a scenario representation, the scenario generator first converts it to a dictionary containing key-value pairs based on the DSL syntax in Figure 2. For each key-value pair, the key is the name of the subcomponent (left-hand side) defined in the DSL and the value is the corresponding element (right-hand side in the DSL) in the scenario representation. Then, the key-value pairs are used to identify concrete parameters of the given functions in the template script. Considering the link between required function parameters and elements in the scenario representation, we have two approaches to set these parameters: the dictionary search method and an approach using a hierarchical map-based route-search algorithm, as detailed further below.

3.4.1 Dictionary Search. For functions `set_environment` and `set_test_oracle`, the function parameters are identified by dictionary search.

Set Environment: By iterating the key-value dictionary, the scenario generator uses the key to identify the function parameter and uses the value to identify the corresponding parameter value. For example, when retrieving the key-value pair `{"weather": "foggy"}`, the key `"weather"` corresponds to the function parameter `weather_params`. Once the function parameter is found, the value `"foggy"` is used to set the value for `weather_params`. For a given simulator, we devised an internal mapping for each environment condition such as foggy and rainy. For instance, if the simulator is Carla, `"foggy"` corresponds to the `"fog_density"` setting. By default, this sets `weather_params` to `"fog_density = 0.5"` in Carla. Future work will delve into exploring the environmental condition value space to pinpoint corner cases that breach traffic rules.

Set Test Oracle: When retrieving key-value pairs, once the keys `"longitudinal_oracle"` and `"lateral_oracle"` are identified, their corresponding values, such as `decelerate` and `keep_lane`, are obtained and directly fed to the template function `set_test_oracle` to set the scenario monitor.

3.4.2 Hierarchical Map-based Route search. To obtain the accurate coordinates of the ego vehicle and NPC actors, we propose a hierarchical map-based route-search algorithm in the scenario

generator. *Waypoints and Routes*: The scenario generator first obtains *Waypoints* (coordinates) and *routes* information from the simulator map that is used to generate the test scenario. Specifically, waypoints on all roads in the simulation map are directly obtained by calling the corresponding simulator API, such as `get_waypoints` in Carla. Then, *routes* are created by connecting two adjacent waypoints along a road lane, as shown in Figure 4 (a). Moreover, route-related information such as length, direction, the connecting routes at the start or end waypoints, the presence of traffic signs on the route, and whether the route traverses an intersection or other types of road are retrieved based on the map information in the simulator.

Road Network Route Filter: Based on the key-value pairs of *Road network* subcomponents, the scenario generator iteratively checks whether each route contains corresponding subcomponent elements and saves qualified routes in a route list. For example, if the key-value pairs “*road type*”: “*intersection*”, “*road marker*”: “*solid line*”, “*traffic signs*”: [“*speed limit sign*”] is obtained, the scenario generator will find all routes that contain solid line and pass through an intersection and a speed limit sign into a route list. The route list is then used to identify the potential ego route to set up the ego vehicle.

Ego Route identification: With the generated route list, the scenario generator searches the eligible route for the ego vehicle based on key-value pairs of *ego vehicle* subcomponents. For example, if the key-value pairs are “*behavior*”: “*go forward*”, “*position reference*”: “*intersection*”, “*position relation*”: “*behind*”, the route that straightly crosses an intersection is identified as a potential ego route. A list of potential ego routes is obtained for identifying NPC routes.

NPC Route identification: Once a potential ego route is identified, the scenario generator further checks its nearby routes to identify the NPC routes that meet the requirements of key-value pairs for each *NPC actor* subcomponent (e.g., another route for going forward and crossing with the ego route). If the eligible NPC routes can be found near the potential ego route, both ego route and NPC routes are formally identified. Otherwise, the identification process for NPC routes is iteratively implemented on all potential ego route. If no valid combination of ego and NPC routes can be found after checking all potential ego routes in the route list, the scenario generator will declare that the scenario cannot be generated on the current simulation map.

Actors coordinate identification: The ego vehicle’s initial position is set at the start waypoint of the previous connecting route to the ego route, enabling the ADS to accelerate to a steady speed before achieving the start waypoint of the identified ego route (e.g., the entrance of an intersection) of the test scenario. The ego vehicle’s destination is set as the end waypoint of the ego route. Initial points and destinations for other actors are the start and the end waypoints of their respective routes. An example can be found in Figure 4 (b). When all coordinates are identified, they are fed to the template function `set_actors`.

3.5 Scenario Monitor

Once the test scenario script is executed by the simulator, the scenario monitor initiates the recording of the test scenario and logs essential scenario data. This data encompasses various parameters such as actor positions, speeds, and steer angles, recorded for each frame. The test scenario recording is used to check the behavior of the ADSs by our predefined test oracle functions and help analyze the underlying problems of the ADS. The logged data is used to generate the test report regarding the following three aspects: (1) *rule violation*, whether the ADS violates the test oracles; (2) *collision*, whether the ADS collides with NPC actors or roadside objects; (3) *timeout*, whether the ADS reaches the destination within the given time limit.

For identifying *rule violation*, in TARGET, we have implemented test oracle functions for all possible longitudinal oracle elements (e.g., *yield*) and lateral oracle elements (e.g., *keep lane*) defined in the DSL. These test oracle functions take the logged scenario data as input and respond

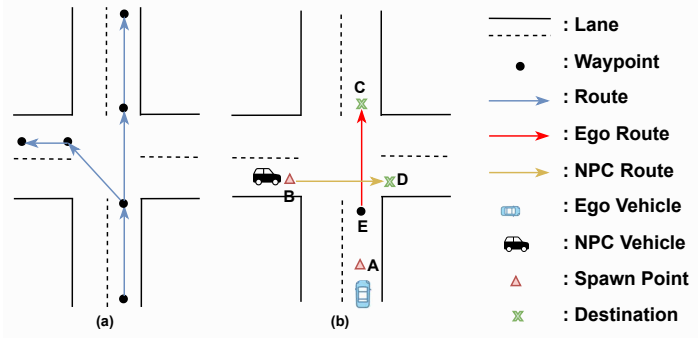


Fig. 4. The demonstration of waypoints, routes, and a driving scenario

to whether the ADS under test violates the corresponding test oracle. For example, the test oracle function for the lateral oracle *keep lane* will check whether the ADS does not change to other lanes based on position data. Collision and Timeout are checked by the position data of all actors and the duration of the saved test scenario recording respectively.

4 EXPERIMENT

4.1 Research Questions

We proposed three research questions (RQs) and conducted experiments to evaluate the effectiveness of TARGET. The first RQ investigates the ability of the rule parser. The second and the last RQs evaluate the performance of TARGET for generating test scenarios and detecting erroneous behaviors of ADSs.

- RQ1: How effectively can LLM-powered *Rule Parser* generate test scenario representations from traffic rules?
- RQ2: Can TARGET produce executable test scenarios that comply with traffic rules?
- RQ3: Can TARGET accurately identify incorrect ADS behavior?

4.2 Benchmark

4.2.1 Traffic Rule Benchmark. To evaluate these RQs, we first created a traffic rule benchmark based on Texas Driver Handbook [33]. The driver handbook has 14 chapters in total, in which Chapters 4-9 introduce traffic rules for the safe driving of vehicles. To create the benchmark, we selected sentences from Chapters 4-9 based on the following criteria:

Initially, we excluded traffic rules with accompanying figures as current general-purpose language models can't process multimodal data. Next, we removed rules on non-driving scenarios, like parking, due to limited ADS support. Finally, rules regarding non-vehicular behaviors were omitted, as our focus is on ADSs. After filtering, we retained 98 traffic rules detailed in the supplementary material³. For each traffic rule, we used the DSL to create a scenario representation. All authors made these independently, reviewed each other's work, and reached consensus to ensure fidelity to the rule's content.

4.2.2 Test Scenario Benchmark. We tried to generate test scenarios for each traffic rule in the simulator Carla [11]. We chose to use Carla because it is widely used in ADS testing and it contains many high-fidelity maps. However, the original version of Carla contains limited traffic signs in

³Supplementary material: <https://shorturl.at/gFPX3>

the maps. In order to expand Carla’s applicability to a broader range of scenarios, we incorporated additional assets, such as traffic signs and railway tracks, into the simulator maps. Consequently, our customized version of the Carla simulator successfully supports scenario generation for 54 out of the total 98 traffic rules, supporting more than twice of traffic rules as the original version of Carla. We’ve included the customized version of Carla in our repository. In experiments, we used all rules to evaluate the performance of *Rule Parser* in RQ1 and used the 54 simulator-compatible rules in the simulator for RQ2 and RQ3. For each traffic rule within the 54 supported rules, TARGET attempted to generate driving scenarios on eight maps in Carla spanning various rural and urban driving environments. As different maps encompass different traffic signs and road markers, a particular traffic rule may not necessarily generate a test scenario across all maps. Nevertheless, for each rule, we sought to generate corresponding test scenarios across all compatible maps. In total, 217 test scenarios were generated for these 54 rules.

4.2.3 ADSs under Test. We tested four ADSs including Auto [45], MMFN [46], LAV [7], and Autoware [23] on all generated driving scenarios. Auto [45] is an ADS modified based on the NPC agent in Carla. MMFN and LAV are two ADSs that achieved good performances on Carla leaderboard challenge [6]. These three ADSs were obtained from the Github repositories^{4 5}. We used their pre-trained models with default settings. Autoware [23] is a ROS-based industrial-level ADS and is extensively used for testing ADS [12] [47] [8].

4.2.4 LLM Used in Rule Parser. In this work, we adopted GPT-4 [34] as the knowledge extraction model in *Rule Parser*. We chose to use GPT-4 because it is the current state-of-the-art LLM that is widely known and easy to access. We used the official API provided by OpenAI to invoke GPT-4 following the proposed rule parsing pipeline. To evaluate the effectiveness of the proposed rule parsing pipeline (Knowledge extraction -> Knowledge Validation -> Syntax Alignment) in Section 3.3, we created three versions of the rule parser using GPT-4, namely *GPT-4-KE*, *GPT-4-KE-KV*, and *GPT-4-KE-KV-SM* for ablation study, which correspond to only applying knowledge extraction, applying knowledge extraction and validation, applying knowledge extraction, knowledge validation, and syntax alignment respectively. In addition, we also evaluated and compared the performance of the rule parser powered by different LLMs including GPT-3 and GPT-3.5. The detailed experiment setting is introduced in Section 4.3.1.

4.3 Experiment Settings

4.3.1 RQ1. For each traffic rule in the benchmark, we applied the rule parser powered with different LLMs to generate the corresponding scenario representation. We then compared the generated scenario representation with the ground truth to evaluate the effectiveness of the rule parsers.

We also tried to compare the ability of rule-parsing with related works. However, we failed to do this because of the following reasons:

Comparison with AC3R [16] and RMT [10]: We failed to use AC3R and RMT to parse sampled traffic rules. The reason is that AC3R requires a rigidly formatted XML file as input with details of all actors in a driving scenario. Such information can be manually defined in crash police reports but not provided in traffic rules. RMT can only parse simple rules following the syntax proposed by the authors. Therefore, direct comparisons with AC3R and RMT were unavailable.

Comparison with LawBreaker [39]: In this work, the traffic laws were manually parsed by the authors and were used to guide the fuzzing of pre-defined testing scenarios. In contrast,

⁴MMFN and Auto: <https://github.com/Kin-Zhang/carla-expert>

⁵LAV: <https://github.com/dotchen/LAV>

our goal is to generate testing scenarios accurately by automatically parsing traffic rules. As such, conducting a fair, end-to-end comparison with LawBreaker for traffic rule parsing was impossible.

4.3.2 RQ2. Given a list of 54 traffic rules that can be rendered to test scenarios in the simulator Carla, we run TARGET to generate test scenarios on eight Carla maps. During the process, we saved the running outputs of TARGET, including *compile errors* (errors that are thrown by the program compiler such as the Python compiler to compile the test scenario script to the executable test scenario), *runtime errors* (errors thrown by the simulator to terminate the running test scenario), and *test scenario recordings* if no error happened during the execution of the test scenario. The log of compile errors and runtime errors was used to evaluate whether TARGET can generate executable test scenarios based on traffic rules. The recorded test scenarios were evaluated to determine their accuracy in adhering to the described traffic rules.

To evaluate the accuracy of the generated test scenarios, we conducted a human study. Given the substantial human resources required to evaluate all the generated test scenarios, we randomly sampled 18 out of 54 rules, resulting in 75 scenarios in total for human evaluation. The rules are listed in the supplementary material⁶. We divided the 75 test scenarios into five online surveys, randomly given to software engineering students across five practical testing classes at a public university. Participant numbers varied between 10 to 35 for each survey due to class sizes and willingness to participate.

The links to online surveys can be found in the supplementary material. We asked participants to evaluate the accuracy of generated scenarios considering the corresponding descriptions in traffic rules, using a five-point scale that included *Totally match*, *Mostly match*, *Partially match*, *Mostly not match*, and *Totally not match*. A detailed explanation of the above options is provided in the supplementary material. In the human study, each participant was shown the traffic rule along with the corresponding generated driving scenario in the Carla simulator. By viewing the driving scenario video, they were then required to evaluate the scenario's adherence to the traffic rule description.

4.3.3 RQ3. For each ADS under test, we integrated it into all generated test scenarios to control the movement of the ego vehicle. During the execution of test scenarios, test reports and running logs are recorded for further analysis of erroneous behaviors of the ADS.

4.4 Evaluation Metrics

4.4.1 RQ1. We used **Rule-parsing accuracy** and **Component-parsing accuracy** to measure the performance of the rule parser. For each subcomponent element within the generated scenario representation, if it aligns with the ground truth, then the subcomponent element is thought accurately parsed. The **rule-parsing accuracy** for a specific traffic rule is determined by the proportion of correctly parsed subcomponent elements to the total in the scenario representation of that rule. For a rule parser, a higher number of traffic rules parsed with 100% rule-parsing accuracy indicates that it is more proficient in deriving information from traffic rules and creating structured scenario representations. Meanwhile, the **Component-parsing accuracy** for a given subcomponent represents the percentage of correctly parsed elements of the subcomponent across all traffic rules. The component-parsing accuracy demonstrates the ability of the rule parser to process diverse information associated with different subcomponents.

4.4.2 RQ2. We assessed TARGET's capability to generate executable test scenarios using three metrics: **Compile error rate**, **Runtime error rate**, and **Normal execution rate**. These metrics

⁶Supplementary material: <https://shorturl.at/gFPX3>

| Subcomponent | GPT-4-KE-SV-SM | GPT-4-KE-SV | GPT-4-KE | GPT-3.5 | GPT-3 |
|---------------------|----------------|-------------|----------|---------|-------|
| Weather | 1.0 | 1.0 | 1.0 | 1.0 | 1.0 |
| Time | 1.0 | 1.0 | 1.0 | 1.0 | 1.0 |
| Road type | 0.980 | 0.969 | 0.959 | 0.908 | 0.949 |
| Road marker | 1.0 | 1.0 | 1.0 | 1.0 | 0.959 |
| Traffic sign | 1.0 | 1.0 | 1.0 | 1.0 | 0.990 |
| Type | 1.0 | 1.0 | 1.0 | 0.944 | 0.964 |
| Behavior | 0.980 | 0.969 | 0.969 | 0.872 | 0.857 |
| Position reference | 0.985 | 0.934 | 0.918 | 0.745 | 0.827 |
| Position relation | 0.985 | 0.949 | 0.949 | 0.699 | 0.724 |
| Longitudinal oracle | 1.0 | 1.0 | 0.990 | 0.857 | 0.878 |
| Lateral oracle | 1 | 0.980 | 0.980 | 0.980 | 0.959 |

Table 5. Component-parsing accuracies of all subcomponents in DSL for different rule parsers

respectively represent the frequencies of compile errors, runtime errors, and test scenario recordings collected from successful executions for all produced test scenario scripts.

Furthermore, to determine if the generated test scenarios align with traffic rules, we analyzed the **voting distribution** across five options for all test scenarios in the human study. To ensure the validity of the human study findings, we utilized weighted **Fleiss' Kappa** [13] to assess the voting agreements among participants. Specifically, we improved the original Fleiss' Kappa by incorporating linear weights into the agreement calculation process of Fleiss' Kappa following the instruction in [20]. Typically, the value of Fleiss' Kappa ranges between -1 and 1. A value less than 0 signifies poor agreement, while a value of 1 indicates perfect agreement [21].

4.4.3 *RQ3*. We summarized the performances of these ADSs based on testing reports generated by the scenario monitor in Section 3.5, which contains three metrics **rule violation**, **collision**, and **timeout**. The time limit of **timeout** was set as 60 seconds, which is enough for the ADS under testing to reach the destination in generated test scenarios if the ADS drives normally.

5 RESULTS

5.1 RQ1: Effectiveness of Rule Parser

We calculated rule-parsing accuracies on 98 rules in the benchmark for five rule parsers. For GPT-4-KD, 71 rules can be parsed with 100% accuracy. The number is further improved by GPT-4-KD-KV and GPT-4-KD-KV-SM, achieving 73 and 90 respectively. For GPT-4-KD-KV, only 2 rules have less than 90% parsing accuracy. The results demonstrate that the proposed rule-parsing pipeline is effective in improving the rule-parsing accuracy. The performances of GPT-3.5 and GPT-3 are similar, with only about 30 rules parsed with 100% accuracy. The result means that a more powerful LLM can significantly improve the performance of rule parsing.

Table 5 shows the results of average component-parsing accuracy among all traffic rules in the benchmark for different rule parsers. From the table, all rule parsers can achieve 100% accuracies on the subcomponents *Weather* and *Time*. The GPT-4-powered rule parsers can achieve more than 90% accuracies on all subcomponents while GPT-3.5 and GPT-3 perform not well on the subcomponents *Behavior*, *Position reference*, *position relation*, and *Longitudinal oracle*. The result shows that rule parsers powered by GPT-4 have better logical inference abilities to infer actor behaviors and positions given traffic rules that do not contain accurate descriptions for these subcomponents. A future work direction is to explore multi-modality LLM to generate more accurate scenario representations based on the text and corresponding driving image.

We further investigated the wrong parsing results of GPT-4-KE-SV-SM. For *Road type*, the rule parser failed to infer `multi-lane road` when the traffic rule only implicitly mentioned that

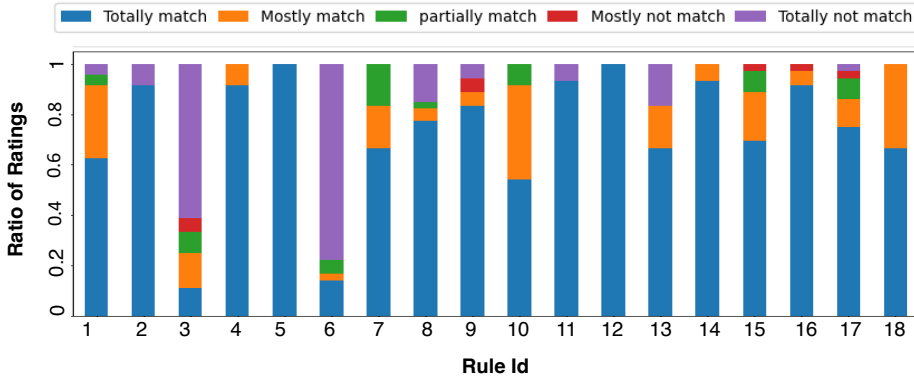


Fig. 5. Overall ratings of scenarios on 18 rules

the actors were changing lanes. For *Behavior*, the rule parser is sometimes confused about the current driving behavior and the expected driving behaviors (i.e., *longitudinal oracle* and *lateral oracle*). For *Position reference* and *Position relation*, the rule parser occasionally chose the wrong reference frame for actors. For example, it may output *Position reference* as intersection and *Position relation* as front to demonstrate that the intersection is in the front of the ego vehicle, while in the proposed DSL the relation should be presented as the ego vehicle is behind the intersection. The possible reason is that the rule parser forgets a part of the information in the provided context about the proposed DSL. Overall, even though the rule parser powered by GPT-4 with the proposed rule-parsing pipeline performed well on most of the traffic rules in the benchmark, it still has some problems in inferring implicit information and forgetting context information. Future work can be conducted to explore how to solve the problems for better rule-parsing performance.

5.2 RQ2: Capability of Test Scenario Generation


5.2.1 Execution Statuses of Generated Test Scenarios. For generated test scenarios, 90% executed normally, while 7% had compile errors, and 3% had runtime errors. We found that most errors were caused by potential bugs in Carla. Specifically, incorrect waypoint coordinates from the CARLA API caused vehicles to initialize under the ground, leading to simulation termination. Compile errors arose when actor initial positions collided with existing map objects, resulting in “None” object initialization and subsequent API call issues. A similar bug has been reported by other contributors on Github⁷. In essence, TARGET typically generates executable scenarios, but inherent CARLA bugs occasionally disrupt them.

5.2.2 Accuracy of Generated Test Scenarios in Accordance with Traffic Rules. Figure 5 reveals the voting result on all rules about whether generated test scenarios match traffic rule descriptions. Each bar represents the distribution of votes for the five categories, across all generated scenarios on different maps corresponding to a specific traffic rule. For the majority of test scenarios for the traffic rules, votes predominantly converged on the *Totally match* or *Mostly match* categories. This suggests that, on the whole, the generated scenarios are consistent with the articulated traffic rules. Within the set of 75 test scenarios presented for the human study, 50 were perceived to be at least a partial match with the rules. None of these 50 scenarios received votes for the *Most not*


⁷Bug report about waypoint height: <https://github.com/carla-simulator/carla/issues/2323>



(a) Traffic rule violation (Auto model [45]): Not Give way to the other vehicle in roundabout




(b) Traffic rule violation (Auto model [45]): Not give way to the other vehicle at an intersection



(c) Traffic rule violation (MMFN model [46]): Not stop before the stop sign



(d) MMFN model [46] collides on the roadside



(e) Autoware [23] collides with the front vehicle



(f) LAV [7] does not move even if the pedestrian has crossed the road

Fig. 6. Examples of detected problems on ADSs and Carla simulator

| Model | Rule violation | Collision | Timeout |
|---------------|----------------|-----------|---------|
| Auto [45] | 104 | 14 | 45 |
| MMFN [46] | 119 | 70 | 23 |
| LAV [7] | 69 | 2 | 70 |
| Autoware [23] | 95 | 112 | 27 |

Table 6. Detected violations for all ADSs under test

match or *Totally not match* categories, and 23 were thought to be in complete accordance with their respective rules.

To further analyze why participants thought some generated test scenarios do not match descriptions in the corresponding traffic rules, we manually checked test scenarios whose *Totally match* ratio is under 60%. Two factors were identified. First, the weather rendered by the simulator on some maps is low fidelity. For example, for the weather effect “wet”, the rendered scenarios in some maps do not look wet, more like shadows. Second, the road information about road marker obtained from Carla is not accurate. Most of the broken lines are annotated as solid lines, which causes the inconsistency of test scenarios that occur on the road with a solid line.

To evaluate the validity of the human study, we calculated Fleiss’ Kappa [13] for five surveys separately and then obtained the mean Fleiss’ Kappa. The Fleiss’ Kappa values for five surveys are 0.59, 0.70, 0.67, 0.67, and 0.79 respectively. The mean Fleiss’ Kappa value is 0.68, which shows a substantial degree of consensus among the raters. In summary, TARGET is believed to accurately generate test scenarios that match the corresponding traffic rules.

5.3 RQ3: Rule Violation Detection on ADSs

Table 6 shows the testing results of four ADSs in the 217 generated test scenarios. The generated test scenarios find many issues with these ADSs based on three metrics including rule violation, collision, and timeout. *MMFN*, *Autoware* are prone to violate the traffic rules and lead to collisions, while the rule violation and collision are much fewer. *Auto* and *LAV* are less likely to cause collisions.

However, *LAV* leads to more timeout problems. To be more specific, except for *LAV*, the other three ADSs have many violations of rules that require the ego vehicle to give way, as shown in Figures 6a and 6b; stop at the stop sign, as shown in Figures 6c; and increase following distances in different weather conditions. These rule violations mean that the three ADSs *Autoware*, *Auto*, and *MMFN* cannot handle common driving scenarios to keep safe driving.

We further analyzed the test scenario recordings of the violation cases to figure out the underlying reasons. For *LAV*, we find the reason why it has few rule violations is that its behavior is prone to conservative. It often slows down or even stops when it reaches an intersection without traffic signals, even though there are no vehicles or pedestrians in the front, as shown in Figure 6f. This issue was reported to the authors and was confirmed. With this driving strategy, *LAV* reduces the risk of rule violations such as giving way or keeping a safe distance from the front vehicle and achieving low collision. However, such conservative behaviors lead to more timeout problems, since it takes a long time to give way or stop and then fails to reach the destination within the time limit. The reason for a low collision rate of *Auto* is that it uses the ground-truth perception information rather than perceiving the environment by neural networks like other ADSs do.

In addition, we found that *MMFN*, and *Autoware* cause more collisions. The ego vehicle controlled by *MMFN* usually collides on the roadside, as shown in Figure 6d. The problem is possibly in the localization module, which mistakenly thinks the ego vehicle is at an intersection. This problem has been confirmed by the authors of *MMFN*. For *Autoware*, the problem is possibly in the perception system, which has difficulty detecting static or slow-moving vehicles. Then the ego vehicle collides with the front vehicle, as shown in Figure 6e, which was similar to a reported issue in Github⁸.

6 RELATED WORK

6.1 Scenario-based Testing

AC3R (Automatic Crash Constructor from Crash Reports) [16] constructs corner-case car crash scenarios for ADS testing using domain-specific ontology and the NLP technique dependency parsing [24] to process police reports. However, these techniques often focus on keyword identification rather than text understanding [38]. In addition, AC3R requires well-formatted police reports as inputs. On the contrary, our approach, guided by our DSL (Section 3.2), and LLM-powered rule-parsing pipeline, can understand comprehensive traffic rules and generate scenario representations, without needing rigid XML formatting as AC3R does. LawBreaker [39] is a fuzzing testing framework that assesses whether ADSs breach traffic laws. It manually translates real-world traffic rules into DSLs and employs a fuzzing engine to generate test scenarios. Our work complements LawBreaker by presenting an automated pipeline to parse traffic rules to executable initial driving scenarios in simulation. Furthermore, search-based techniques [1, 17, 18, 29] examine road object interactions, like pedestrians and vehicles. They use optimization to pinpoint simulation corner cases for ADS testing. They employ fitness functions, such as minimum distance from the ego vehicle to other objects or time-to-collision, to guide the search of testing scenarios. Usually, the search begins with a random or DSL-described scenario. Our approach enhances these by auto-generating seeding scenarios consistent with traffic rules, potentially benefiting search-based testing or fuzzing. We plan to delve deeper into this in upcoming research.

6.2 Scenario Description Language

There exists substantial prior research focused on the generation of driving scenarios for testing ADSs. As one kind of these methods, some DSLs are designed and proposed for ADS test generation. Fremont et al. [14] proposed Scenic, a DSL to describe scenarios (e.g., driving environment)

⁸Autoware issue: <https://github.com/carla-simulator/carla-autoware/issues/66>

using a probabilistic programming approach, to synthesize corner-case testing data. Queiroz et al. [36] proposed GeoScenario for the representation and evaluation of ADS test scenarios, by identifying relevant elements. However, it is not a trivial effort to design, understand, and master DSLs. AVUnit [48] is a framework proposed for systematic ADS testing based on customizable correctness specifications. It employs two languages, SCENEST to specify dynamic scenarios, and AVSpec to formulate test oracles using signal temporal logic (STL). OpenScenario [4], which is the current scenario description standard based on XML, exhibits a rigid syntax and demands precise descriptions of numerous parameters (e.g., coordinates and orientations of objects). To implement a test scenario in such DSL, the tester must acquire additional domain knowledge and programming syntax. Compared with existing DSLs, we propose a new DSL with simpler syntax, specifically tailored to describing test scenarios from traffic rules to facilitate automated test generation.

7 THREAT TO VALIDITY

The **external validity** concerns the generalizability of our proposed test generation method. We applied the most relevant rules from the Texas driver handbook, which is representative of North American standards. Using GPT-4 and our tailored rule-parsing pipeline, our rule parser accurately represented scenarios for 91.8% of the benchmarked traffic rules, highlighting its capability to understand traffic rules and extract key information. In future work, we will incorporate traffic rules from other regions such as Asia. For scenario generation, we implemented a template scenario script leveraging Carla APIs (e.g., changing the weather and controlling actors). These APIs are common designs for the most of existing simulators [11, 37]. Our approach can thus transition to other simulators by adjusting API commands in the template script.

In terms of **internal validity**, the concern is that GPT-4 itself is powerful enough to generate scenario representation. Therefore, we conducted an ablation study to evaluate the effectiveness of the proposed rule-parsing pipeline. The experiment results show that the proposed pipeline achieves better performance than only using GPT-4.

The **construct validity** is about the selection of ADSs under test and the simulator used. In this paper, we tested four ADSs. MMFN [46] and LAV [7]) were published at top conferences and performed well in Carla Challenge [6]. Auto [45] was developed based on the source code in the simulator Carla. Autoware [23] is one of the largest open-source industry-level ADSs. Consequently, our test results on these ADSs reflect the present state of ADS technology. We didn't assess the extensively studied [9, 19, 35, 41] ADS Baidu Apollo [3] due to the absence of a functional bridge linking Apollo and the Carla environment⁹. We selected Carla as the simulation platform since it is currently the most active open-source simulation project, offering several distinct maps with high fidelity. Although LGSVL [37] is a simulator frequently employed in ADS testing research [15, 26, 40, 42], we did not assess our method on it. This is because LGSVL's official development, support, and maintenance have ceased¹⁰.

8 CONCLUSION AND FUTURE DIRECTION

This paper presents TARGET, a framework that auto-generates ADS test scenarios from natural language traffic rules. We introduce a DSL for these rules and a GPT-4 based parser to translate them into scenario representations. Using a hierarchical search algorithm, these are converted to scenario scripts. Experiments show TARGET effectively identifies rule violations and uncovers known issues in ADSs. TARGET represents the first attempt to leverage LLMs for automating

⁹We attempted the existing bridge but faced challenges in launching it normally, as described in the GitHub issue https://github.com/guardstrikelab/carla_apollo_bridge/issues/30

¹⁰Official announcement for ceasing LGSVL: <https://www.svl-simulator.com/news/2022-01-20-svl-simulator-sunset>

the generation of driving scenarios directly from human rules. For future research directions, fuzzing and search-based algorithms can be developed to mutate scenario representations for generating more rule-violating test scenarios. Also, LLMs can be further studied such as integrating multi-modality LLMs to improve the parsing accuracy of traffic rules.

REFERENCES

- [1] Raja Ben Abdesslem, Annibale Panichella, Shiva Nejati, Lionel C Briand, and Thomas Stifter. 2018. Testing autonomous cars for feature interaction failures using many-objective search. In *2018 33rd IEEE/ACM International Conference on Automated Software Engineering (ASE)*. IEEE, 143–154.
- [2] Zhongguancun Intelligent Transportation Industry Alliance. 2020. Contents and methods of field test capability assessment for automated vehicle. <http://www.mzone.site/Uploads/Download/2020-12-18/5fdc0b7940984.pdf>.
- [3] ApolloAuto. 2021. Apollo. <https://bit.ly/2E3vWyo>.
- [4] ASAM. 2021. ASAM OpenSCENARIO: User Guide. <https://www.asam.net/index.php?eID=dumpFile&t=f&f=4092&token=d3b6a55e911b22179e3c0895fe2caae8f5492467>.
- [5] ASAM. 2021. ASAM OpenXOntology. <https://www.asam.net/standards/asam-openxontology/>.
- [6] Carla. 2022. CARLA Autonomous Driving Challenge. <https://leaderboard.carla.org/challenge/>.
- [7] Dian Chen and Philipp Krähenbühl. 2022. Learning from all vehicles. In *CVPR*.
- [8] Shitao Chen, Yu Chen, Songyi Zhang, and Nanning Zheng. 2019. A novel integrated simulation and testing platform for self-driving cars with hardware in the loop. *IEEE Transactions on Intelligent Vehicles* 4, 3 (2019), 425–436.
- [9] Yao Deng, Xi Zheng, Mengshi Zhang, Guannan Lou, and Tianyi Zhang. 2022. Scenario-based test reduction and prioritization for multi-module autonomous driving systems. In *Proceedings of ACM Joint European Software Engineering Conference and Symposium on the Foundations of Software Engineering*, 82–93.
- [10] Yao Deng, Xi Zheng, Tianyi Zhang, Guannan Lou, Miryung Kim, et al. 2020. RMT: Rule-based Metamorphic Testing for Autonomous Driving Models. *arXiv preprint arXiv:2012.10672* (2020).
- [11] Alexey Dosovitskiy, German Ros, Felipe Codevilla, Antonio Lopez, and Vladlen Koltun. 2017. CARLA: An open urban driving simulator. In *Conference on robot learning*. PMLR, 1–16.
- [12] Shuo Feng, Haowei Sun, Xintao Yan, Haojie Zhu, Zhengxia Zou, Shengyin Shen, and Henry X Liu. 2023. Dense reinforcement learning for safety validation of autonomous vehicles. *Nature* 615, 7953 (2023), 620–627.
- [13] Joseph L Fleiss. 1971. Measuring nominal scale agreement among many raters. *Psychological bulletin* 76, 5 (1971), 378.
- [14] Daniel J. Fremont, Tommaso Dreossi, Shromona Ghosh, Xiangyu Yue, Alberto L. Sangiovanni-Vincentelli, and Sanjit A. Seshia. 2019. Scenic: A Language for Scenario Specification and Scene Generation. In *Proceedings of the 40th ACM SIGPLAN Conference on Programming Language Design and Implementation (Phoenix, AZ, USA) (PLDI 2019)*. Association for Computing Machinery, New York, NY, USA, 63–78. <https://doi.org/10.1145/3314221.3314633>
- [15] Daniel J Fremont, Edward Kim, Yash Vardhan Pant, Sanjit A Seshia, Atul Acharya, Xantha Bruso, Paul Wells, Steve Lemke, Qiang Lu, and Shalin Mehta. 2020. Formal scenario-based testing of autonomous vehicles: From simulation to the real world. In *2020 IEEE 23rd International Conference on Intelligent Transportation Systems (ITSC)*. IEEE, 1–8.
- [16] Alessio Gambi, Tri Huynh, and Gordon Fraser. 2019. Generating effective test cases for self-driving cars from police reports. In *Proceedings of the 2019 27th ACM Joint Meeting on European Software Engineering Conference and Symposium on the Foundations of Software Engineering*, 257–267.
- [17] Alessio Gambi, Marc Mueller, and Gordon Fraser. 2019. Automatically testing self-driving cars with search-based procedural content generation. In *Proceedings of the 28th ACM SIGSOFT International Symposium on Software Testing and Analysis*, 318–328.
- [18] Alessio Gambi, Marc Müller, and Gordon Fraser. 2019. Asfaut: Testing self-driving car software using search-based procedural content generation. In *2019 IEEE/ACM 41st International Conference on Software Engineering: Companion Proceedings (ICSE-Companion)*. IEEE, 27–30.
- [19] Joshua Garcia, Yang Feng, Junjie Shen, Sumaya Almanee, Yuan Xia, Chen, and Qi Alfred. 2020. A comprehensive study of autonomous vehicle bugs. In *Proceedings of the ACM/IEEE 42nd international conference on software engineering*, 385–396.
- [20] Jeffrey M Girard. 2018. Weighting scheme. <https://github.com/jmgirard/mReliability/wiki/Weighting-scheme>.
- [21] Kevin A Hallgren. 2012. Computing inter-rater reliability for observational data: an overview and tutorial. *Tutorials in quantitative methods for psychology* 8, 1 (2012), 23.
- [22] W. Huang, K. Wang, Y. Lv, and F. Zhu. 2016. Autonomous vehicles testing methods review. In *ITSC*. IEEE, 163–168.
- [23] Shinpei Kato, Shota Tokunaga, Yuya Maruyama, Seiya Maeda, Manato Hirabayashi, Yuki Kitsukawa, Abraham Monrroy, Tomohito Ando, Yusuke Fujii, and Takuya Azumi. 2018. Autoware on board: Enabling autonomous vehicles with embedded systems. In *2018 ACM/IEEE 9th International Conference on Cyber-Physical Systems (ICCPS)*. IEEE, 287–296.
- [24] Sandra Kübler, Ryan McDonald, and Joakim Nivre. 2009. Dependency parsing. In *Dependency parsing*. Springer, 11–20.

- [25] Md Tahmid Rahman Laskar, M Saiful Bari, Mizanur Rahman, Md Amran Hossen Bhuiyan, Shafiq Joty, and Jimmy Xiangji Huang. 2023. A Systematic Study and Comprehensive Evaluation of ChatGPT on Benchmark Datasets. *arXiv preprint arXiv:2305.18486* (2023).
- [26] Guanpeng Li, Yiran Li, Saurabh Jha, Timothy Tsai, Michael Sullivan, Siva Kumar Sastry Hari, Zbigniew Kalbarczyk, and Ravishankar Iyer. 2020. Av-fuzzer: Finding safety violations in autonomous driving systems. In *2020 IEEE 31st international symposium on software reliability engineering (ISSRE)*. IEEE, 25–36.
- [27] Haotian Liu, Chunyuan Li, Qingyang Wu, and Yong Jae Lee. 2023. Visual instruction tuning. *arXiv preprint arXiv:2304.08485* (2023).
- [28] Guannan Lou, Yao Deng, Xi Zheng, Mengshi Zhang, and Tianyi Zhang. 2022. Testing of autonomous driving systems: where are we and where should we go?. In *Proceedings of the 30th ACM Joint European Software Engineering Conference and Symposium on the Foundations of Software Engineering*. 31–43.
- [29] Yixing Luo, Xiao-Yi Zhang, Paolo Arcaini, Zhi Jin, Haiyan Zhao, Fuyuki Ishikawa, Rongxin Wu, and Tao Xie. 2021. Targeting requirements violations of autonomous driving systems by dynamic evolutionary search. In *2021 36th IEEE/ACM International Conference on Automated Software Engineering (ASE)*. IEEE, 279–291.
- [30] Yifang Ma, Zhenyu Wang, Hong Yang, and Lin Yang. 2020. Artificial intelligence applications in the development of autonomous vehicles: A survey. *IEEE/CAA Journal of Automatica Sinica* 7, 2 (2020), 315–329.
- [31] Till Menzel, Gerrit Bagschik, and Markus Maurer. 2018. Scenarios for development, test and validation of automated vehicles. In *2018 IEEE Intelligent Vehicles Symposium (IV)*. IEEE, 1821–1827.
- [32] Demin Nalic, Tomislav Mihalj, Maximilian Bäuml, Matthias Lehmann, Arno Eichberger, and Stefan Bernsteiner. 2020. Scenario based testing of automated driving systems: A literature survey. In *FISITA web Congress*, Vol. 10.
- [33] Texas Department of Public Safety. 2022. Texas DMV Handbook. <https://driving-tests.org/texas/tx-dmv-drivers-handbook-manual/>.
- [34] OpenAI. 2022. ChatGPT: Optimizing Language Models for Dialogue. <https://openai.com/blog/chatgpt/>.
- [35] Zi Peng, Jinqiu Yang, Tse-Hsun Chen, and Lei Ma. 2020. A first look at the integration of machine learning models in complex autonomous driving systems: a case study on Apollo. In *Proceedings of the 28th ACM Joint Meeting on European Software Engineering Conference and Symposium on the Foundations of Software Engineering*. 1240–1250.
- [36] Rodrigo Queiroz, Thorsten Berger, and Krzysztof Czarnecki. 2019. GeoScenario: An Open DSL for Autonomous Driving Scenario Representation. In *2019 IEEE Intelligent Vehicles Symposium (IV)*. 287–294. <https://doi.org/10.1109/IVS.2019.8814107>
- [37] Guodong Rong, Byung Hyun Shin, Hadi Tabatabaee, Qiang Lu, Steve Lemke, Márton Možeiko, Eric Boise, Geehoon Uhm, Mark Gerow, Shalin Mehta, et al. 2020. Lgsvl simulator: A high fidelity simulator for autonomous driving. In *2020 IEEE 23rd International conference on intelligent transportation systems (ITSC)*. IEEE, 1–6.
- [38] Fei Sha and Fernando Pereira. 2003. Shallow parsing with conditional random fields. In *Proceedings of the 2003 Human Language Technology Conference of the North American Chapter of the Association for Computational Linguistics*. 213–220.
- [39] Yang Sun, Christopher M Poskitt, Jun Sun, Yuqi Chen, and Zijiang Yang. 2022. LawBreaker: An Approach for Specifying Traffic Laws and Fuzzing Autonomous Vehicles. In *Proceedings of the International Conference on Automated Software Engineering*.
- [40] Yun Tang, Yuan Zhou, Fenghua Wu, Yang Liu, Jun Sun, Wuling Huang, and Gang Wang. 2021. Route coverage testing for autonomous vehicles via map modeling. In *2021 IEEE International Conference on Robotics and Automation (ICRA)*. IEEE, 11450–11456.
- [41] Yun Tang, Yuan Zhou, Tianwei Zhang, Fenghua Wu, Yang Liu, and Gang Wang. 2021. Systematic testing of autonomous driving systems using map topology-based scenario classification. In *2021 36th IEEE/ACM International Conference on Automated Software Engineering (ASE)*. IEEE, 1342–1346.
- [42] Haoxiang Tian, Guoquan Wu, Jiren Yan, Yan Jiang, Jun Wei, Wei Chen, Shuo Li, and Dan Ye. 2022. Generating Critical Test Scenarios for Autonomous Driving Systems via Influential Behavior Patterns. In *37th IEEE/ACM International Conference on Automated Software Engineering*. 1–12.
- [43] Atro Voutilainen. 2003. *Part-of-speech tagging*. Vol. 219. The Oxford handbook of computational linguistics.
- [44] Xuezhi Wang, Jason Wei, Dale Schuurmans, Quoc V. Le, Ed H. Chi, Sharan Narang, Aakanksha Chowdhery, and Denny Zhou. 2023. Self-Consistency Improves Chain of Thought Reasoning in Language Models. In *The Eleventh International Conference on Learning Representations, ICLR 2023, Kigali, Rwanda, May 1-5, 2023*. OpenReview.net.
- [45] Qingwen Zhang. 2022. CARLA AUTO. https://github.com/Kin-Zhang/carla-expert/tree/master/team_code/expert_agent/auto.
- [46] Qingwen Zhang, Mingkai Tang, Ruoyu Geng, Feiyi Chen, Ren Xin, and Lujia Wang. 2022. MMFN: Multi-Modal-Fusion-Net for End-to-End Driving. In *2022 IEEE/RSJ International Conference on Intelligent Robots and Systems (IROS)*. IEEE, 8638–8643.

- [47] Xinhai Zhang, Jianbo Tao, Kaige Tan, Martin Törngren, Jose Manuel Gaspar Sanchez, Muhammad Rusyadi Ramli, Xin Tao, Magnus Gyllenhammar, Franz Wotawa, Naveen Mohan, et al. 2022. Finding critical scenarios for automated driving systems: A systematic mapping study. *IEEE Transactions on Software Engineering* 49, 3 (2022), 991–1026.
- [48] Yuan Zhou, Yang Sun, Yun Tang, Yuqi Chen, Jun Sun, Christopher M Poskitt, Yang Liu, and Ziji Yang. 2023. Specification-based Autonomous Driving System Testing. *IEEE Transactions on Software Engineering* (2023).

Received 20 February 2007; revised 12 March 2009; accepted 5 June 2009