

Scalable and Precise Application-Centered Call Graph Construction for Python

Kaifeng Huang
Tongji University
Shanghai, China

Yixuan Yan
Fudan University
Shanghai, China

Bihuan Chen
Fudan University
Shanghai, China

Yi Li
Fudan University
Shanghai, China

Zixin Tao
Fudan University
Shanghai, China

Yulei Sui
University of New South Wales
Sydney, Australia

Xin Peng
Fudan University
Shanghai, China

Abstract—Call graph construction is the foundation of inter-procedural static analysis. PYCG is the state-of-the-art approach for constructing call graphs for Python programs. Unfortunately, PYCG does not scale to large programs when adapted to whole-program analysis where application and dependent libraries are both analyzed. Moreover, PYCG is flow-insensitive and does not fully support Python’s features, hindering its accuracy.

To overcome these drawbacks, we propose a scalable and precise approach for constructing application-centered call graphs for Python programs, and implement it as a prototype tool JARVIS. JARVIS maintains a type graph (i.e., type relations of program identifiers) for each function in a program to allow type inference. Taking one function as an input, JARVIS generates the call graph on-the-fly, where flow-sensitive intra-procedural analysis and inter-procedural analysis are conducted in turn and strong updates are conducted. Our evaluation on a micro-benchmark of 135 small Python programs and a macro-benchmark of 6 real-world Python applications has demonstrated that JARVIS can significantly improve PYCG by at least 67% faster in time, 84% higher in precision, and at least 20% higher in recall.

I. INTRODUCTION

Python has become one of the most popular programming languages in recent years [1]. The prevalent adoption of Python in a variety of application domains calls for a great need for static analysis to ensure software quality. Call graph Construction (CGC) is the foundation of inter-procedural static analysis. It embraces a wide scope of static analysis tasks, e.g., security analysis [2], [3], [4], [5], dependency management [6], [7], [8] and software debloating [9], [10].

Problem. It is challenging to generate a precise and sound call graph for interpreted languages [11], [12], [13]. For example, dynamically typed variables demand the analysis to undertake a precise inter-procedural points-to analysis to resolve the type of variables. In response to the increasing demand for Python, several CGC approaches have been recently proposed, i.e., PYAN [14], DEPENDS [15] and PYCG [16]. Among these CGC tools for Python, PYCG is the state-of-the-art, which achieves the best accuracy, time and memory performance [16]. It conducts a flow-insensitive inter-procedural points-to analysis using a worklist algorithm [17], [18]. This algorithm takes unfixed iterations to update an *assignment graph* (i.e., points-to relations between program identifiers)

TABLE I: Scalability Results of PYCG on Our Benchmark (Time Limit is 24 Hours, Memory Limit is 8GB)

Project	LOC (A.)	LOC (W.)	Lib.	Time (hours)	Memory (GB)
P1	5.0k	120.5k	201	Exceeding time limit	2.3G
P2	4.8k	108.4k	191	Exceeding time limit	5.7G
P3	0.5k	515.3k	237	4h+	Recursion error
P4	2.9k	109.3k	190	Exceeding time limit	5.1G
P5	1.1k	200.4k	192	0.5h+	Out of memory
P6	2.5k	141.4k	202	Exceeding time limit	4.6G

until it is unchanged. After the assignment graph for the whole program is constructed, the call graph is generated.

Limitations. Whole-program CGC is important to support security analysis, dependency management and software debloating. However, PYCG encounters a scalability challenge, particularly for large applications which include hundreds of dependent libraries. This issue is reflected in our experiment, where PYCG encounters out-of-memory and recursion error in two projects and exceeds the time limit in the rest four projects, as illustrated in Table I. Moreover, PYCG conducts a flow-insensitive analysis which ignores control flows and over-approximately computes points-to relations. This over-approximation introduces false positives. In addition, PYCG does not fully support Python’s language features (e.g., context managers and built-in types), which introduces false negatives. Such false positives and false negatives would amplify the inaccuracy in longer call chains.

Approach. We propose a scalable and precise call graph construction approach for Python, and implement it as a prototype tool JARVIS. JARVIS has three characteristics which are different from PYCG and existing works. First, JARVIS is *application-centered*; i.e., JARVIS only constructs call relations and reachable callees from the application functions to the invoked library functions which we refer to as application-centered. In some cases such as tracing vulnerable library functions from the application or debloating library functions by application’s usage, application-centered CGC is more efficient than whole-program CGC. As can be seen from Table I, the projects depend on more than 190 libraries, and the scale of the

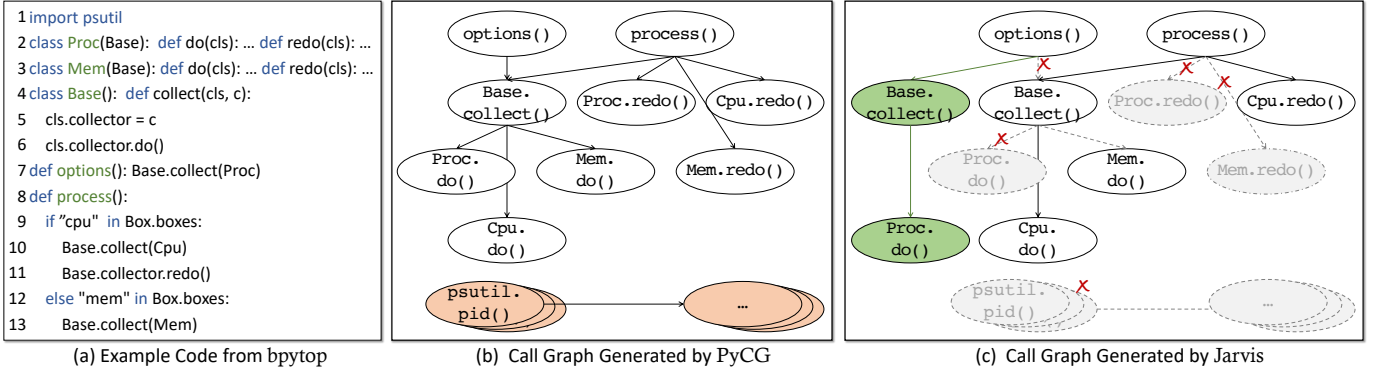


Fig. 1: Motivating Example Code and Call Graphs generated byPYCG and JARVIS

whole program (W.) is significantly larger than the application (A.) regarding the LOC. However, existing whole-program CGC methods could not be effortlessly migrated to application-centered CGC. Using application-centered CGC, JARVIS is scalable to applications with numerous depending libraries.

Second, JARVIS *conducts flow-sensitive type inference*. JARVIS maintains a local type graph for each function in a program. Such a design allows JARVIS to create a copy of type graph when control flow diverges in a function and merging type graphs when control flow converges, and reuse the type graph of a function without reevaluating the function at each call site. This allows JARVIS to be flow-sensitive and able to conduct strong updates if there are no loops, which would result in precise type inference. Third, JARVIS *supports Python's language features more comprehensively*, which improves its recall. Based on these three characteristics, by constructing the call graph on-the-fly, JARVIS is scalable to large programs.

Evaluation. We evaluate the efficiency and effectiveness of JARVIS on a micro-benchmark of 135 small Python programs and a macro-benchmark of 6 real-world Python applications. For efficiency, JARVIS takes an average of 8.16 seconds and 227 MB in application-centered CGC. JARVIS improves PYCG by at least 67% faster in time in the scenario of whole-program CGC. For effectiveness, JARVIS improves PYCG by 84% in precision and at least 20% in recall in application-centered CGC. We also demonstrate the application of JARVIS in dependency management.

In summary, this work makes the following contributions.

- We proposed JARVIS to scalably construct application-centered call graphs for Python programs via type inference.
- We conducted experiments on two benchmarks to demonstrate the improved efficiency and effectiveness over the state-of-the-art.
- We conducted a case study to demonstrate the application of JARVIS in dependency management.

II. MOTIVATING EXAMPLE

We discuss the drawbacks of PYCG and explain the insights of JARVIS using a motivating example.

Fig. 1(a) presents a snippet from `bpytop.py` in the `bpytop` project [19]. It is a resource monitor that shows usage and stats for cpu, memory, processes, etc. We have

made simplifications to the snippet for clearer understanding. The snippet imports `psutil` which is a dependent library. `Proc`, `Net` and `Mem` are the subclasses of `Base` where they all implement the `do()` and `redo()` methods. The function `process()` and `options()` are two entrances which would invoke the `do()` and `redo()` methods from `Proc`, `Net` or `Mem`.

We choose PYCG, which is the state-of-the-art CGC method for Python. PYCG adopts the worklist algorithm [17], [18] where iterations are unfixed until the global assignment graph remains unchanged. Fig. 1(b) presents the call graph generated by PYCG. It suffers from two issues.

- **Scalability issue.** PYCG treats the entire program equally without considering its hierarchy within the application and external dependencies. However, these dependencies are common due to open-source software supply chains. In this context, users of the call graph are interested in understanding how the application interacts with its dependencies, rather than focusing on outliers. The function `psutil.pid()` and its callees, filled in red in Fig. 1(b), denote that those outliers are not connected with the functions from the application. The computation for the outliers may be unnecessary because they are not reachable from the entry file `bpytop.py`. Yet it can be computationally expensive, especially in the case of library bloating [20], [21], [22].
- **Preciseness issue.** PYCG generates call relations connecting `options()` to `Base.collect()`, and `process()` to `Base.collect()`. The invocation of `Base.collect()` accepts `Proc` (Line 7), `CPU` (Line 10) and `Mem` (Line 13) as parameters. Due to its flow-insensitive nature, PYCG would create points-to relations from `Base.collector` to `Proc`, `CPU` and `Mem` overapproximatively. Consequently, when evaluating `Base.collector.redo()` (Line 11) in the next iterations, the points-to relations would create spurious call relations from `process()` to `Proc.redo()`, `Mem.redo()`, except for the only correct call relation from `process()` to `Cpu.redo()`. Additionally, PYCG reports two false call relations from `Base.collect()` to `Mem.do()` and `Cpu.do()` when calling `options()`, which is due to that PYCG does not distinguish different calling contexts in whole-program

analysis. Similarly, PYCG reports one false call relation from `process()` to `Proc.do()` as well.

We demonstrate how JARVIS can address these challenges through application-centered CGC. The key challenge in generating call graphs is finding a balance between precision and scalability. Fig. 1(c) shows the call graph generated by JARVIS. We use `options()` and `process()` as queries to generate application-centered call graphs. The dotted lines and grey nodes denote that those present in the original call graph are absent in ours. Overall, JARVIS differs from prior work in three aspects.

- **Application-centered call graph construction.** JARVIS takes the entrance function as an input, and generates the call graph on-the-fly, which can avoid over-approximation to some extent and be adapted to application scenarios where call graphs need to be constructed promptly. In Fig. 1(c), the red ovals turned light grey. Those outliers are not reachable from the entrance function, thereby would not be evaluated. Considering the scale of bloating libraries, it can significantly reduce the computational cost. Besides, in Fig. 1(c), we turned `Proc.do()` to light grey, and created the calling chain from `options()` to `Base.collect()`, `Proc.do()` denoted in green. By adopting application-centered CGC, we isolate the points-to relations of each entrance function, thereby spurious call relations are avoided.
- **Flow sensitive type inference.** Existing CGC techniques are not flow-sensitive, and are not capable of handling strong updates. In Fig. 1(c), we turned `Proc.redo()` and `Mem.redo()` to light grey. The two spurious call relations in the original call graph are caused by flow-insensitiveness when evaluating `Base.collector.redo()` (Line 11). JARVIS creates and maintains function type graphs to enable flow-sensitive analysis. It can precisely track the data flow and control flow so that strong updates of types can be performed, which can avoid false positives and improve the preciseness of call graphs.
- **New support for Python language features.** Existing CGC techniques do not support Python's language features comprehensively. We provide new support on Python's language features such as Python context managers, and provide enhancements on existing features.

III. APPROACH

We first explain give notions and domains of our analysis. Then, we describe the overview of JARVIS. Finally, we elaborate JARVIS in detail.

A. Notions and Domains

Our analysis works on the AST representation of Python programs using the built-in `ast` library in Python. Fig. 2 shows the basic notions used in our analysis. Specifically, each identifier type t is defined as a tuple $\langle \tau, \phi, n \rangle$, where τ denotes the identifier element, ϕ denotes the identifier namespace, and n denotes the identifier name. τ can be one of the five types, i.e., module in the application (**mod**), module in external dependent libraries (**ext_mod**), class (**cls**), function (**func**), and variable

(**var**). Each expression e can be of various types, and a full list of expressions can be found at the official Python website [23]. Then, we introduce the six domains that are maintained in our analysis.

$$\begin{aligned}
 d \in Type &::= \langle \tau, \phi, n \rangle \\
 \tau \in IdentifierElement &::= \mathbf{mod} \mid \mathbf{ext_mod} \mid \mathbf{cls} \mid \mathbf{func} \mid \mathbf{var} \\
 n \in IdentifierName &::= \text{the set of program identifier names} \\
 \phi \in Namespace &::= (n, \tau)^* \\
 e \in Expr &::= \text{the set of expressions}
 \end{aligned}$$

Fig. 2: Notions of Our Analysis

Function Type Graph (FTG). PYCG maintains the assignment graph (AG) globally, which consists of assignment relations between program identifiers program-wide. To avoid unnecessary analysis and enable flow-sensitiveness in application-centered CGC, we maintain function type graphs (FTG). A function type graph maintains type relations (i.e., classes, methods, functions) of a function, which is different from the program-level assignment graph in PYCG. It is designed at the function level to allow reuse and improve scalability. Formally, a function assignment graph is denoted as a 3-tuple $\langle Type, Expr, R \rangle$, where $Type$ denotes identifier types in a function, $Expr$ denotes expressions in a function, and R denotes type relations between identifiers. Each type relation $rls \in R$ is denoted as a 3-tuple $\langle t_1, t_2, e \rangle$ (or $t_1 \xrightarrow{e} t_2$), where $t_1, t_2 \in Types$, and $e \in Expr$ denotes the evaluated expression that results in rls . Here e facilitates flow-sensitive analysis (see Sec. III-C4).

Hereafter, we use FTG_{in} to denote the initial FTG before the evaluation of the first expression in a function, which contains type relations about parameter variables that are passed from its caller. We use FTG_e to denote the intermediate FTG after the expression e is evaluated. We use FTG_R to denote the final FTG after all expressions are evaluated. We use FTG_{out} to denote the output FTG which contains the final type relations about parameter variables that will be passed back to its caller.

Control Flow Graph (CFG). The control flow graph of a function maintains the control dependencies between expressions. It is denoted as a 4-tuple $\langle Expr, Ctrl, e_{en}, E_r \rangle$, where $Expr$ denotes expressions in a function, $Ctrl$ denotes control flows in a function, e_{en} denotes the entry expression, and E_r denotes the return expressions (either explicit returns or implicit returns). Each control flow $ctrl \in Ctrl$ is denoted as a 2-tuple $\langle e_1, e_2 \rangle$, representing the control flow from expression e_1 to expression e_2 . Notice that we add a virtual dummy expression e_{dum} that all return expressions flow to.

Function Summary (F). The function summary contains a set of functions that are visited in our analysis. Each function $f \in \mathcal{F}$ is denoted as a 2-tuple $\langle t, P \rangle$, where $t \in Type$ denotes the type of f , and P denotes the set of parameter names of f .

Class Summary (C). The class summary is denoted as a 2-tuple $\langle Hier, Incl \rangle$, where $Hier$ denotes class hierarchy (i.e., inheritance relations between classes), and $Incl$ denotes the

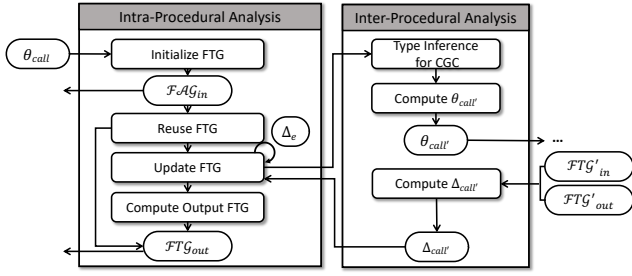


Fig. 3: Approach Overview of JARVIS

inclusion relations from class to its included function types. Each entry in *Hier* is denoted as a 2-tuple $\langle t_{clsb}, t_{clss} \rangle$, where t_{clsb} and $t_{clss} \in Type$ denote the base class and sub class, respectively. Each entry in *Incl* is denoted as a 2-tuple $\langle t_c, t_f \rangle$, where $t_c \in Type$ denotes a class, and $t_f \in Type$ denotes a function type in the class.

Import Summary (\mathcal{I}). The import summary contains type relations from the importing type to the imported type. Each entry in \mathcal{I} is denoted as a 3-tuple $\langle t_s, t_t, e \rangle$, where $t_s \in Type$ denotes the importing type, $t_t \in Type$ denotes the imported type, and e denotes the import expression.

Call Graph (\mathcal{CG}). The call graph contains call relations in a program. It is denoted as a 2-tuple $\langle V, E \rangle$, where each entry in E is denoted as a 2-tuple $\langle f_{er}, f_{ee} \rangle$, representing a call relation from the caller function $f_{er} \in V \subseteq Type$ to the callee function $f_{ee} \in V$.

B. Overview of JARVIS

The overview of JARVIS is shown in Fig. 3. Given an entry function, it first runs intra-procedural analysis on this function, and then runs inter-procedural analysis and intra-procedural analysis in turn.

Intra-Procedural Analysis. When running intra-procedural analysis on a function f , JARVIS takes as input θ_{call} , which denotes the type relations about argument variables passed from the call expression *call* that invokes f . For an entry function, its θ_{call} is empty by default. JARVIS takes four steps to complete intra-procedural analysis. First, JARVIS initializes FTG_{in} before evaluating the function's expressions. Then, JARVIS reuses FTG_{out} if the function has been visited before and the type relations about argument variables are the same as before. Otherwise, JARVIS updates the FTG. It applies transfer functions to evaluate each expression e in the function, and adds the evaluated result in Δ_e to obtain FTG_e . Specifically, if e is a call expression $call'$, JARVIS runs an inter-procedural analysis to obtain its evaluated result $\Delta_{call'}$. Finally, after all expressions are evaluated, JARVIS computes FTG_{out} , and passes FTG_{in} and FTG_{out} back to the inter-procedural analysis on *call*.

Inter-Procedural Analysis. JARVIS starts inter-procedural analysis when a call expression $call'$ in f is resolved into a callee function f' . Specifically, JARVIS first creates a call relation $\langle f, f' \rangle$ and updates it into the call graph. Then, JARVIS computes type relations about argument variables in $call'$ (i.e., $\theta_{call'}$). Next, JARVIS runs intra-procedural analysis on f' using $\theta_{call'}$, and passes FTG'_{in} and FTG'_{out} back. Finally, JARVIS computes the changed type relations about argument

Algorithm 1 Intra-Procedural Analysis

Input: f, θ_{call}
Output: FTG_{in}^f, FTG_{out}^f

```

1 function INTRA_ANALYSIS
2    $g_{in} = \text{computeParamType}(f.P, \theta_{call})$ 
3   if not isVisited( $m_f$ ) then
4      $\mathcal{F}, \mathcal{C}, \mathcal{I} \leftarrow \text{previsitModule}(m_f)$ 
5   end if
6    $g_{in} \leftarrow \mathcal{I}_{m_f}$ 
7   if isVisited( $f$ ) and isEqual( $g_{in}, FTG_{in}^f$ ) then
8     return  $FTG_{in}^f, FTG_{out}^f$ 
9   end if
10   $FTG_{in}^f = g_{in}$ 
11  for each  $e \in \text{preOrder}(\text{AST of } f)$  do
12    for each  $e.p \in \text{parents of } e$  and  $\text{outDegree}(e.p) > 1$  do
13       $FTG_{e.p}^f = \text{copy}(FTG_{e.p}^f)$ 
14    end for
15    if  $e$  has one parent then
16       $\Delta_e = \text{applyTransferRule}(f, e, FTG_{e.p}^f)$ 
17       $FTG_e^f = \text{updateFTG}(FTG_{e.p}^f, \Delta_e, e)$ 
18    end if
19    if  $e$  has more than one parent then
20       $g_{merge} = \bigcup_{e.p \in \text{parents of } e} FTG_{e.p}^f$ 
21       $\Delta_e = \text{applyTransferRule}(f, e, g_{merge})$ 
22       $FTG_e^f = \text{updateFTG}(g_{merge}, \Delta_e, e)$ 
23    end if
24  end for
25   $FTG_R^f = \bigcup_{e \in \mathcal{CG}_f.E_r} FTG_e^f$ 
26  setVisited( $f$ )
27   $FTG_{out}^f = \text{computeOutputFTG}(FTG_{in}^f, FTG_R^f)$ 
28  return  $FTG_{in}^f, FTG_{out}^f$ 
29 end function

```

variables (i.e., $\Delta_{call'}$) from FTG'_{in} to FTG'_{out} , and passes $\Delta_{call'}$ back to the intra-procedural analysis on f in order to reflect the evaluated results from $call'$.

After our intra-procedural analysis and inter-procedural analysis finish, we can directly obtain the call graph because it is constructed on the fly in our inter-procedural analysis.

C. Intra-Procedural Analysis

The algorithm of our intra-procedural analysis is presented in Alg. 1. It mainly consists of four steps, i.e., *Initialize FTG*, *Reuse FTG*, *Update FTG*, and *Compute Output FTG*.

1) **Initialize FTG:** Given the type relations θ_{call} about argument variables in the call expression *call* that invokes function f , this step initializes FTG_{in}^f (Line 2–6 in Alg. 1), i.e., the initial FTG of f before evaluating the first expression in f . First, it computes the type relations about parameter variables (i.e., $f.P$) according to θ_{call} based on the mapping between parameters and passed arguments, and puts the result to a temporary FTG g_{in} (Line 2). Then, if the module m_f where f locates (which can be derived from $f.d.\phi$) has not been visited, it updates \mathcal{F}, \mathcal{C} and \mathcal{I} by parsing the code of m_f (Line 3–5). Finally, it adds the global type relations resulting from import expressions to g_{in} (Line 6). Now g_{in} is the initial FTG of f , and will be assigned to FTG_{in}^f (Line 10).

2) **Reuse FTG:** If the function has been visited before, the FTG of f has been constructed, which provides the opportunity to reuse the FTG and improve scalability. To this end, this step first determines whether f has been visited before (Line 7). If yes, it further determines whether g_{in} equals to FTG_{in}^f that is constructed in the previous visit (Line 7). If yes (meaning

Import: $from\ m' \ import\ x, import\ m'$
 $t_1 = new_type(m, x), t_2 = new_type(m', x), t_3 = t_m, t_4 = new_type(m')$
 $\Delta_e \leftarrow \langle t_1, t_2, e \rangle, \Delta_e \leftarrow \langle t_3, t_4, e \rangle$

Assign: $x = y$
 $t_1 = new_type(x), t_2 = new_type(y)$
 $\Delta_e \leftarrow \langle t_1, t_2, e \rangle$

Store: $x.field = y$
 $t_i \in points(x), t_2 = new_type(y)$
 $\Delta_e \leftarrow \langle t_i.field, t_2, e \rangle$

Load: $y = x.field$
 $t_1 \in new_type(y), t_j \in points(x)$
 $\Delta_e \leftarrow \langle t_1, t_j.field, e \rangle$

New: $y = x(\dots)$
 $t_1 = new_type(y), t_2 = new_type(x)$

$\Delta_e \leftarrow INTER_ANALYSIS(f, e, FTG_{e.p}^f), \Delta_e \leftarrow \langle t_1, t_2, e \rangle$

Call: $a = x.m(\dots)$
 $t_1 = new_type(x), t_2 = new_type(t_1.m), t_3 = new_type(a)$
 $\Delta_{call} \leftarrow INTER_ANALYSIS(f, e, FTG_{e.p}^f), \Delta_{call} \leftarrow \langle t_3, t_2.ret, e \rangle$

Return: $def\ m' \dots return\ x$
 $t_1 = new_type(m'), t_2 = new_type(x)$
 $\Delta_e \leftarrow \langle t_1.ret, t_2, e \rangle$

Fig. 4: Transfer Rules of Our Analysis

that the FTG can be reused), it directly returns the previously constructed FTG_{in}^f and FTG_{out}^f (i.e., the final type relations about parameter variables) (Line 8). Otherwise, it goes to the next step to build the FTG.

3) **Update FTG**: Given FTG_{in}^f , this step iterates each expression by a preorder traversal on the AST of f (Line 11–24 in Alg. 1). The control flow graph (i.e., CFG_f) and the FTG are updated using each expression’s evaluated result in each iteration. CFG_f is used to enable flow-sensitive analysis, but we omit its straightforward construction detail. In each iteration, three steps depend on the positive of the evaluated expression e in CFG_f .

First, for each of e ’s parent expressions (denoted as $e.p$), if the out-degree of $e.p$ in CFG_f is larger than 1 (Line 12), it means that the control flow diverges with e as the first expression on the diverged flow. To enable flow-sensitive analysis, it creates a copy of $FTG_{e.p}^f$, i.e., the FTG after $e.p$ is evaluated, for further update (Line 13).

Second, if e has one parent in CFG_f , the resulting type relations Δ_e from evaluating e is strong-updated to $FTG_{e.p}^f$ for producing FTG_e^f (Line 15–18). The evaluation applies a transfer function, which is comprised of a list of transfer rules with respect to different expressions. Part of the transfer rules are reported in Fig. 4, and a full list is available on our website. Each transfer rule generates new type relations Δ_e . Notice that if e is a call expression, it runs inter-procedural analysis to compute Δ_e (see. Sec. III-D3). After Δ_e is computed, FTG_e^f is computed by adding Δ_e to $FTG_{e.p}^f$.

Third, if e has more than one parent, for all of e ’s parent expressions, it merges their $FTG_{e.p}^f$ into a new FTG g_{merge} (Line 20), representing that the control flow converges. Then, it evaluates e and adds newly generated type relations Δ_e to g_{merge} (Line 21–22).

After all iterations finish, for each of the return expressions, i.e., $e \in CFG_f.E_r$, there exists FTG_e^f . Our analysis

Algorithm 2 Inter-Procedural Analysis

Input: $f, call', FTG_{call'.p}^f$
Output: $\Delta_{call'}$

```

1 function INTER_ANALYSIS
2    $f' = updateCG(call', FTG_{call'.p}^f, \mathcal{I}, \mathcal{F}, \mathcal{C})$ 
3    $\theta_{call'} = compute\theta_{call'}(FTG_{call'.p}^f, call')$ 
4    $FTG_{in}^{f'}, FTG_{out}^{f'} = INTRA\_ANALYSIS(f', \theta_{call'})$ 
5    $\Delta_{call'} = compute\Delta_{call'}(FTG_{in}^{f'}, FTG_{out}^{f'})$ 
6   return  $\Delta_{call'}$ 
7 end function
```

proceeds to merge them into FTG_R^f , i.e., the final FTG after all expressions in f have been evaluated (Line 25).

4) **Compute Output FTG**: Given FTG_{in}^f and FTG_R^f , this step computes FTG_{out}^f (Line 27). Different from FTG_R^f which records possible type relations across all control flows, FTG_{out}^f is a subset of FTG_R^f where type relations about temporary variables are discarded and the rest of type relations are still in effect after the call to f is returned. In particular, for each type relation $t_1 \xrightarrow{e} t_2 \in FTG_{in}^f$, it first obtains t_1 from FTG_{in}^f , and then computes types that t_1 finally is in FTG_R^f . Notice that it also computes types that the fields of t_1 finally is. Concerning that t_1 may refer to multiple types, it compares the order of evaluated expression for each type relation using CFG_f in order to select the latest result as FTG_{out}^f .

Example III.1. Using CFG_f , we can learn that *Base.collector* is only the type of *Cpu* after the expression in Fig. 1(a) at Line 10 is evaluated. $FTG_R^{process()}$ contains two type relations from *process()* after *process()* in Fig. 1(a) is evaluated, i.e., $Base.collector \xrightarrow{bpytop:10} Cpu$, and $Base.collector \xrightarrow{bpytop:13} Mem$.

D. Inter-Procedural Analysis

The algorithm of our inter-procedural analysis is shown in Alg. 2. It has three steps, i.e., *Type Inference for CGC*, *Compute $\theta_{call'}$* , and *Compute $\Delta_{call'}$* .

1) **Type Inference for CGC**: JARVIS generates call relations during our inter-procedural analysis (Line 2 in Alg. 2). Given inputs as the call expression $call'$ at the caller function f as well as the FTG after evaluating $call'$ ’s parent expression $FTG_{call'.p}^f$, this step resolves the callee function f' using type inference from $FTG_{call'.p}^f$, and adds the call relation $\langle f, f' \rangle$ to CG .

Specifically, $call'$ can be in the form of $a.b(\dots)$ or $b(\dots)$. For the form of $a.b(\dots)$, it first searches $FTG_{call'.p}^f$ for the class types that are pointed to by the invoking variable (e.g., a) of $call'$. Then, for each searched class type t_{cls} , it checks whether there exists a function type t_b whose name $t_b.n$ equals to the call name (e.g., b) of $call'$ according to $\mathcal{C}.Incl$. If yes, the type of the callee function f' is inferred; otherwise, it continues this procedure on the super class of t_{cls} according to $\mathcal{C}.Hier$. In other words, the ancestor classes of t_{cls} are searched along the inheritance hierarchy. If f' is still not resolved, it searches $FTG_{call'.p}^f$ for the module type t_m that is pointed to by the invoking

variable (e.g., a) of $call'$. Then, it searches \mathcal{F} for the function type t_b that satisfies $t_b.n = b$ and $t_b.\phi = t_m.\phi.(t_m.n, \mathbf{mod})$ (i.e., the function type is imported through module import expression `import...`). If found, the type of the callee function f' is inferred.

For the form of $b(\dots)$, it obtains its call name (e.g., b). Then, it searches \mathcal{F} for the function type t_b that satisfies $t_b.n = b$ and $t_b.\phi = f.\phi$ (i.e., the function type is in the same module with f). If such a t_b is found, the callee function f' is resolved; otherwise, it continues to search \mathcal{I} for the type relation $\langle t_s, t_t, e \rangle$ that satisfies $t_s.n = b$ (i.e., the function type is imported by function import expression `from...import...`). If found, t_t is the callee function's type, and f' is resolved.

2) **Compute $\theta_{call'}$:** This step selects relevant type relations $\theta_{call'}$ from the caller's FTG, and passes $\theta_{call'}$ to the construction of the callee's FTG (Line 3 in Alg. 2). In other words, $\theta_{call'}$ is passed from the caller's inter-procedural analysis into the callee's intra-procedural analysis (Line 4). Specifically, $\theta_{call'}$ contains type relations about invoking variable and argument variables of $call'$, which can be directly selected from $\mathcal{FTG}_{call'.p}^f$.

3) **Compute $\Delta_{call'}$:** $\Delta_{call'}$ is computed as the result of our inter-procedural analysis, which is passed back to the previous intra-procedural analysis (Line 5 in Alg. 2). Given inputs as $\mathcal{FTG}_{in}^{f'}$ which is the FTG before intra-procedural analysis and $\mathcal{FTG}_{out}^{f'}$ which is the FTG after intra-procedural analysis, this step computes changed type relations from $\mathcal{FTG}_{in}^{f'}$ to $\mathcal{FTG}_{out}^{f'}$, and puts them into $\Delta_{call'}$. In particular, for each type relation $t_1 \xrightarrow{e_1} t_2$ in $\mathcal{FTG}_{out}^{f'}$, if t_1 exists in a type relation $t_1 \xrightarrow{e_2} t_3$ in $\mathcal{FTG}_{in}^{f'}$, it searches $\mathcal{FTG}_{out}^{f'}$ for the final pointed type t_n and adds a new type relation $t_1 \xrightarrow{e_3} t_n$ to $\Delta_{call'}$; and similarly, if a type relation about the field of t_1 exists in $\mathcal{FTG}_{out}^{f'}$ but does not exist $\mathcal{FTG}_{in}^{f'}$, this type relation is also added to $\Delta_{call'}$.

Example III.2. When evaluating the call to `redo()` of `Base.collector` in Fig. 1(a) at Line 11, there exists one type relation `Base.collector` $\xrightarrow{bpytop:10}$ `Cpu` selected from $\mathcal{FTG}_{in}^{process()}$. Therefore, the class type is inferred as `Cpu`. Then, `redo` is resolved to a method in the class of type `Cpu`, resulting calling relation from `process()` to `Cpu.redo()` in Fig. 1(c).

IV. EVALUATION

To evaluate the efficiency and effectiveness of JARVIS, we design our evaluation to answer two research questions.

- **RQ1 Scalability Evaluation:** What is JARVIS's scalability compared with the state-of-the-art approach PYCG?
- **RQ2 Accuracy Evaluation:** What is JARVIS's accuracy compared with the state-of-the-art approach PYCG?

Further, we demonstrate a potential application of JARVIS to enhance dependency management through a case study.

TABLE II: Statistics about Macro-Benchmark

Id.	Project	Stars	LOC (A.)	LOC (W.)	Func. (W.)	Lib.	Domain
P1	bpytop	9.0k	5.0k	120.5k	11.7k	201	resource monitor
P2	sqlparse	3.1k	4.8k	108.4k	10.8k	191	SQL parser module
P3	TextRank4ZH	2.8k	0.5k	515.3k	30.0k	237	text processing
P4	furl	2.4k	2.9k	109.3k	11.0k	190	url manipulation
P5	rich-cli	2.4k	1.1k	200.4k	18.6k	192	command line tool
P6	sshtunnel	1.0k	2.5k	141.4k	14.5k	202	remote SSH tunnels

A. Evaluation Setup

Benchmarks. We use two benchmarks including a micro-benchmark (Table IV) and a macro-benchmark (Table II). The micro-benchmark is extended from the dataset of PYCG [16] which contains 112 small Python programs covering a wide range of language features organized into 16 distinct categories. We extend it by respectively adding 4, 4, 4, 5 and 5 programs into category context managers, arguments, assignments, direct calls and imports to have more comprehensive coverage of the Python language features. Besides, to make our micro-benchmark support evaluation on flow-sensitivity, we create 5 programs into a new category control flow. The new categories are superscripted with “*” in Table IV.

For our macro-benchmark, we select 6 Python applications under four criteria. For popularity, we query GitHub for popular Python projects that have over 1000 stars. For quality, we select projects that at least have development activities in the past year, and we filter out demo projects, cookbooks, etc. For feasibility, we select real command-line projects that contain runnable test cases to facilitate the manual CGC. For scalability evaluation, we obtain the dependent libraries that are regarded as part of the whole program, and select projects whose whole program is more than 100k LOC and 10k functions. Table II reports the statistics about the selected Python applications, where *LOC (A.)* denotes the LOC in the application, *LOC (W.)* denotes the LOC in the whole program, *Func. (W.)* denotes the number of functions in the whole program, and *Lib.* denotes the number of dependent libraries.

RQ Setup. The experiments are conducted on a MacBook Air with Apple M1 Chip and 8GB memory. We compare JARVIS with PYCG in **RQ1** and **RQ2** based on four scenarios, i.e., Exhaustive Application-Program (**E.A.**), Exhaustive Whole-Program (**E.W.**), Application-Centered Application-Program (**A.A.**), and Application-Centered Whole-Program (**A.W.**) CGC. The functions in application-centered CGC in our experiment are a collection of application functions including those invoked from test cases, and those used in the Python module which would be automatically executed as a `main` when the module is being executed or imported.

RQ1 is evaluated on our macro-benchmark. We compare the time and memory performance of JARVIS and PYCG using `UNIX time` and `pmap` commands. We conduct this comparison only in E.A. and E.W. because PYCG intrinsically does not support A.A. and A.W.. Notice that we adapt PYCG to support E.W. PYCG is analyzed in three configurations in E.A.

and E.W., i.e., running one iteration (e.g., E.W. (1)), running two iterations (e.g., E.W. (2)), and waiting until it reaches a fixed-point (e.g., E.W. (m)). Besides, we adapt JARVIS to support E.A. and E.W. by taking all the functions in the analysis scope as entry functions.

Moreover, we assess the size of \mathcal{FAG} in JARVIS and the assignment graph (AG) in PYCG, i.e., the number of points-to relations, to gain an internal and fine-grained understanding of the scalability results. \mathcal{FAG} and AG represent the two intermediate components, respectively. For JARVIS, we compute the size of \mathcal{FAG} in A.W., concerning the number of analyzed functions. For PYCG, we compute the size of AG in E.W., concerning the number of iterations. Additionally, we measure the proportion of the AG that is changed (i.e., added or deleted) after each new iteration.

RQ2 is evaluated on micro-benchmark and macro-benchmark. For micro-benchmark, we compare JARVIS and PYCG with the number of programs whose generated call graph is complete (C.) and sound (S.), and the correct, incorrect and missing call relations (TP, FP, and FN) in different feature categories. A call graph is complete when it does not contain any call relation that is FP, and is sound when it does not have any call relation that is FN. For macro-benchmark, we compare the precision and recall of JARVIS and PYCG in E.A., A.A., and A.W., but we do not compare them in E.W. because of the potentially huge effort in constructing the ground truth. Precision and recall are calculated using the ground truth call graph (i.e., $\mathcal{CG}_{GT}.E$) and the generated call graph (i.e., $\mathcal{CG}_{Gen}.E$), as formulated in Eq. 1.

$$Pre. = \frac{|\mathcal{CG}_{Gen}.E \cap \mathcal{CG}_{GT}.E|}{|\mathcal{CG}_{Gen}.E|}, Rec. = \frac{|\mathcal{CG}_{Gen}.E \cap \mathcal{CG}_{GT}.E|}{|\mathcal{CG}_{GT}.E|} \quad (1)$$

As PYCG does not support A.A. and A.W., we use PYCG to generate call graphs in E.A. and E.W., and prune the call graphs by only keeping the functions that are reachable from the entry functions.

Ground Truth Construction. For micro-benchmark, we reuse the ground truth from PYCG [16] and we build the ground truth manually for our newly-added programs in micro-benchmark. For macro-benchmark, we first execute the test cases and collect call traces for each application by executing “`python -m trace -listfuncs <python_file>`”. Then, the call traces are transformed into the same format in the micro-benchmark. The transformed call graph contains implicit call relations that are invisible and inherently invoked by the Python interpreter; e.g., with `import` keyword, the Python interpreter invokes functions from `_frozen_importlib` which is not part of the whole program. We filter them out from the ground truth. Second, we enlarge the collection of call relations generated by test case execution by manually inspecting application functions (i.e., functions in application modules exclusive of library functions). Specifically, we go through the code of each application function and add missing call relations. This step is to improve the incomplete coverage of CGC using test cases, e.g., the missing branches while executing test cases.

Three of the authors are involved in this procedure, which takes 6 person months.

In summary, we construct the ground truth of call graphs with a total number of 5,653 functions and 20,085 call relations.

B. Scalability Evaluation (RQ1)

The scalability results in terms of time and memory performance on our macro-benchmark are reported in Table III.

In terms of time, JARVIS and PYCG generate a call graph in E.A. within a second. PYCG takes more time for more iterations in E.A. (i.e., from 0.36 seconds in E.A. (1) to 0.55 seconds in E.A. (m)). The gap becomes larger in E.W., where PYCG takes averagely 502.82 seconds in E.W. (1), and JARVIS takes averagely 301.26 seconds. As the iteration increases, PYCG crashes in two projects due to out-of-memory (OOM) and recursion error (RE). Specifically, PYCG runs out-of-memory in E.W. (2) and suffers recursion error in E.W. (m) on P3, while PYCG runs out-of-memory in E.W. (2) and E.W. (m) on P5. We record the consumed time immediately before PYCG is crashed. Thereby, the average time for PYCG in E.W. (2) and E.W. (m) is more than 774.21 seconds and more than 16.7 hours. Therefore, JARVIS runs 67% faster than PYCG in E.W. (1), and at least 157% faster than PYCG in E.W. (2). Furthermore, we also measure time for JARVIS’s application-centered CGC. JARVIS takes 0.33 seconds for A.A. and 8.16 seconds for A.W., which significantly consumes less time than in the exhaustive generation.

In terms of memory, JARVIS consumes 4 MB less memory than PYCG in E.A. (1), and 7 MB less memory than PYCG in E.A. (m). When the analysis scope is expanded to the whole program, PYCG consumes 266 MB less memory than JARVIS in E.W. (1). However, when the iteration number increases, PYCG consumes significantly more memory than JARVIS, and also suffers out-of-memory and recursion error in E.W. (2) and E.W. (m). Moreover, it takes JARVIS 31 MB in A.A. and 227 MB in A.W., which significantly consumes less memory than in exhaustive CGC.

Further, we report the size of AG in PYCG in Fig. 5 and the size of \mathcal{FTG} in JARVIS in Fig. 6. Specifically, Fig. 5(a) illustrates that PYCG generates a substantial number of points-to relations during the first iteration, ranging from 45k to 257k. Subsequent iterations show a continuous increase in the number of relations, with marginal increases after the 10th iteration. Notably, for P3 and P5, there is only a single dot representing the initial AG size before OOM occurs. For the other four projects, the AG size ranges from 59k to 82k after the 10th iteration. Additionally, Fig. 5(b) reveals that the proportion of changed AG decreases significantly as the iterations progress. After the 3rd iteration, the proportion of changed AG drops to a value of less than 10%, suggesting that a majority of the computation may be unnecessary. In contrast, Fig. 6 demonstrates that the size of \mathcal{FTG} generated by JARVIS scales proportionally with the number of analyzed functions as more functions are processed. On average, JARVIS analyzes 10,124 functions and maintains \mathcal{FTGs} with a total size of 39,714. In comparison to the average AG size of 107,499 in

TABLE III: Scalability Results on Our Macro-Benchmark (T . denotes time in seconds, M . denotes memory in MB if not specified)

Id.	PyCG										JARVIS							
	E.A. (1)		E.A. (m)		E.W. (1)		E.W. (2)		E.W. (m)		E.A.		E.W.		A.A.		A.W.	
	T.	M.	T.	M.	T.	M.	T.	M.	T.	M.	T.	M.	T.	M.	T.	M.	T.	M.
P1	0.78	79	1.26	90	78.49	766	113.50	799	24h+	2.3G	1.22	61	48.43	1003	0.88	53	7.23	190
P2	0.55	36	1.01	40	48.83	702	76.29	855	24h+	5.7G	0.46	33	33.79	764	0.31	30	2.69	82
P3	0.16	24	0.19	24	1705.07	1630	1947.39	OOM	4h+	RE	0.19	24	1465.26	2061	0.18	24	19.14	407
P4	0.25	30	0.35	30	47.14	569	72.53	636	24h+	5.1G	0.30	32	34.35	775	0.22	29	1.92	65
P5	0.20	26	0.25	28	988.36	1431	2190.40	OOM	0.5h+	OOM	0.26	26	163.01	1523	0.21	25	12.64	408
P6	0.19	28	0.24	29	149.02	684	245.13	741	24h+	4.6G	0.25	26	62.69	1250	0.19	26	5.38	213
Avg.	0.36	37	0.55	40	502.82	963	774.21	757	16.7h+	4.4G+	0.45	33	301.26	1229	0.33	31	8.16	227

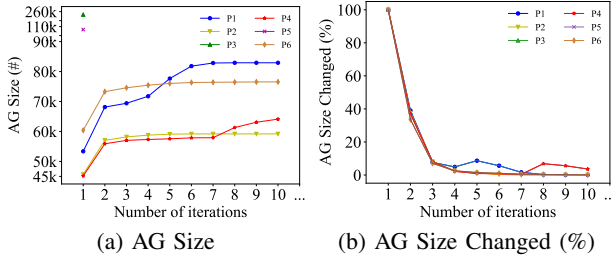


Fig. 5: The Size and Changed Proportion of the Assignment Graph (AG) in PYCG w.r.t the Number of Iterations

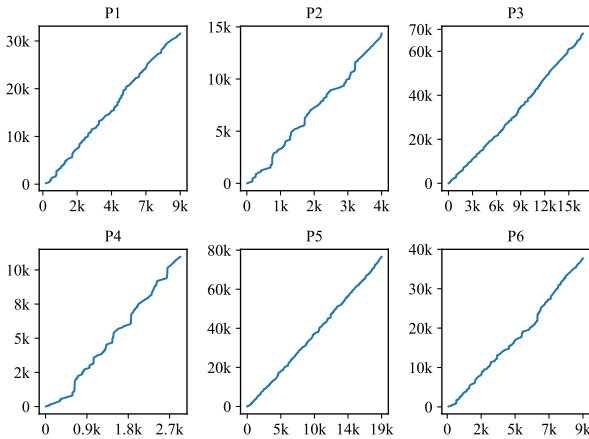


Fig. 6: The Total Size of the $FTGs$ in JARVIS w.r.t the Number of Analyzed Functions

PYCG, the total size is 63% smaller. This observation suggests that employing application-centered CGC could significantly reduce both the computational scale and memory requirement.

Summary. JARVIS runs 67% faster than PYCG in E.W. (1) and at least 157% faster than PYCG in E.W. (2). It only takes JARVIS averagely 8.16 seconds to generate application-centered whole-program call graphs (i.e., in A.W.). JARVIS is memory-efficient in both E.W. and A.W. Therefore, JARVIS is scalable.

C. Accuracy Evaluation (RQ2)

We present the accuracy results of JARVIS and PYCG on our micro-benchmark and macro-benchmark.

Micro-Benchmark. The accuracy results on our micro-benchmark are presented in Table IV. In terms of completeness,

PYCG generates call graphs that are complete for 113 programs. 20 of the incomplete cases come from our newly-added categories (superscripted with “*”) and the rest 5 incomplete cases come from the original category. Those incomplete cases generate call graphs with 27 false positives (FP). The majority (21) of the 27 false positives for PYCG are located in the five newly added categories. Differently, JARVIS generates complete call graphs for 132 cases. The incomplete cases of JARVIS span in categories such as `dicts` and `lists`. In terms of soundness, PYCG generates call graphs that are sound for 126 programs. The rest 12 unsound cases span in categories such as `context-managers`, `built-ins`, `control flow`, `assignment`, `dicts` and `lists`. The unsound cases cause 27 false negatives. There are 7 false negatives in `built-ins`, ranking at the top among other categories. In the meantime, JARVIS generates 134 sound call graphs. The unsound cases of JARVIS span in categories such as `assignments`, `built-ins`, `dicts` and `lists`.

Macro-Benchmark. The accuracy results on our macro-benchmark are presented in Table V. In terms of precision, JARVIS achieves similar precision in E.A. and A.A. compared with PYCG. Besides, PYCG achieves similar precision in E.A. (1) and E.A. (m), and A.A. (1) and A.A. (m) due to the relatively small analysis scope. In A.W., PYCG’s precision drastically drops to 0.19, while JARVIS’s precision also greatly drops to 0.35, but is 84% higher than PYCG. The reason for the drop is that in exhaustive analysis, accuracy is computed by comparing sets of call relations, whereas in application-centered CGC, accuracy is computed by comparing chains of call relations from entry functions. In other words, if there exists one false positive call relation, the subsequent call relations along the generated call chain are all considered as false positives. Therefore, for application-centered CGC, the impreciseness of the call graph is magnified. Nevertheless, JARVIS achieves a higher precision than PYCG.

Moreover, we inspect the precision loss of PYCG against JARVIS. The major reason is that PYCG reports call relations disregarding control flows, whereas JARVIS is flow-sensitive. In addition, PYCG also reports false positives due to insufficient treatment of class inheritance. For example, PYCG reports non-existing function calls in sub classes instead of in base classes.

The major reason of JARVIS’s impreciseness is correlated with unresolved function definitions. If the points-to relations

TABLE IV: Accuracy Results on Our Micro-Benchmark

Category	PYCG					JARVIS				
	C.	S.	TP	FP	FN	C.	S.	TP	FP	FN
arguments	6/6	6/6	14	0	0	6/6	6/6	14	0	0
assignments	4/4	3/4	13	0	2	4/4	3/4	13	0	2
built-ins	3/3	1/3	3	0	7	3/3	2/3	6	0	4
classes	22/22	21/22	65	0	1	22/22	21/22	64	0	2
decorators	6/7	7/7	22	1	0	7/7	7/7	22	0	0
dicts	12/12	11/12	21	0	2	11/12	12/12	23	1	0
direct calls	4/4	4/4	10	0	0	4/4	4/4	10	0	0
exceptions	3/3	3/3	3	0	0	3/3	3/3	3	0	0
functions	4/4	4/4	4	0	0	4/4	4/4	4	0	0
generators	6/6	6/6	18	0	0	5/6	6/6	18	1	0
imports	13/14	14/14	20	2	0	14/14	14/14	20	0	0
kwargs	2/3	3/3	9	1	0	3/3	3/3	9	0	0
lambdas	5/5	5/5	14	0	0	5/5	5/5	14	0	0
lists	7/8	6/8	14	1	2	4/8	7/8	15	5	1
mro	6/7	6/7	19	1	1	7/7	7/7	20	0	0
returns	4/4	4/4	12	0	0	4/4	4/4	12	0	0
context managers*	4/4	0/4	3	0	12	4/4	4/4	15	0	0
arguments*	0/4	4/4	8	4	0	4/4	4/4	8	0	0
assignments*	0/4	4/4	4	4	0	4/4	4/4	4	0	0
direct calls*	0/5	5/5	18	5	0	5/5	5/5	18	0	0
imports*	1/5	5/5	7	4	0	5/5	5/5	7	0	0
control flow*	1/4	4/4	16	4	0	4/4	4/4	16	0	0
Total	113/138	126/138	317	27	27	132/138	134/138	335	7	9

are not updated timely because of the unresolved function definitions, it would report false call relations because of the outdated points-to relations.

In terms of recall, JARVIS achieves a recall of 0.82 and 0.66 in E.A. and A.A., improving PYCG by 8% in both E.A. and A.A. In A.W. (1), JARVIS improves PYCG by 15%, while in A.W. (2), JARVIS improves PYCG by 10% on the four projects where PYCG does not crash. The recall of PYCG and JARVIS drops from E.A. to A.A., which is also mainly caused by the accuracy computing difference. The same reason also explains the recall drop from A.A. to A.W..

Furthermore, we inspect the recall gain of JARVIS against PYCG. The major reason is that JARVIS supports `built-ins` and `control flow` more comprehensively than PYCG. For example, regarding support for `built-ins`, PYCG misses the call `builtins.split` for the call expression `'telnum'.split('-')`; and regarding `control flow`, PYCG does not handle the `with` statements, and thus ignores the relevant control flows. We also inspect the false negatives of JARVIS, which are mainly caused by two reasons. First, functions stored in `list`, `tuple` and `dict` are missing as our FAG does not maintain points-to relations for the above data structures. Second, functions invoked from dynamic linked libraries (e.g., `math-python-*.so`) are missing due to reflective invocations and JARVIS's incapability of inter-procedural analysis of dynamic linked libraries.

Summary. JARVIS achieves similar precision to PYCG in E.A. and A.A., but improves PYCG in recall by 8% in E.A. and A.A. Further, JARVIS obtains a precision of 0.35 and a recall of 0.60 in A.W., which significantly improves PYCG by 84% in precision and at least 20% in recall.

D. Case Study: Fine-Grained Tracking of Vulnerable Dependencies

Dependency management tools (e.g., Dependabot [24] provided by GitHub) notify developers about vulnerable dependencies used in a project. However, these tools do not analyze whether the project invokes a vulnerable function. Such a reachability analysis requires scalable whole-program CGC which is missing in the literature. We show that JARVIS can be used to equip dependency management tools with vulnerability reachability analysis so that developers can give a high priority to fixing vulnerable dependencies whose vulnerable functions are reachable through call chains.

To this end, we conduct the following steps to demonstrate the usefulness of JARVIS in this context. First, we select 43 Python projects from the top 200 highly-starred GitHub projects by removing demos, learning guides, paper collections, etc. These 43 projects directly or transitively depend on 276 Python dependencies. Second, we choose the top 10 most commonly used dependencies. These dependencies are utilized in 30 projects. We query GitHub advisory [25] to obtain vulnerabilities in these dependencies. As a result, we collect 36 vulnerabilities in 6 dependencies, affecting 9 projects.

Finally, we use JARVIS to generate call graphs for these 9 affected projects in A.W. mode, and analyze whether the vulnerable functions (identified by vulnerability patches) are reachable through call chains. JARVIS successfully generates call graphs for all projects. It turns out that 6 vulnerabilities in one dependency are reachable through 6 call chains in 6 projects. We manually confirm that the 6 call chains generated by JARVIS are all correct.

Comparison to PYCG. We evaluate PYCG on the 9 projects. However, it suffers OOM on 3 projects. PYCG finds that 4 vulnerabilities in one dependency are reachable through call chains in 4 project.

Summary. Of the 36 vulnerabilities in 6 dependencies that are used in 9 projects, JARVIS helps to identify 6 vulnerabilities in one dependency that are reachable via 6 call chains in 6 projects. This fine-grained analysis guides developers to focus on reachable and thus more risky vulnerable dependencies.

E. Threats

The primary threats to the validity of our experiments are our benchmark and the construction of ground truth. For micro-benchmark, we add 23 programs that are written by two authors that have at least two years of Python programming experience to have a more complete coverage of language features. Although it is exhaustive, we believe it is representative. Besides, the ground truth of these 25 programs is easy to build

TABLE V: Accuracy Results on Our Macro-Benchmark

Id.	PYCG												JARVIS					
	E.A. (1)		A.A. (1)		E.A. (m)		A.A. (m)		A.W. (1)		A.W. (2)		E.A.		A.A.		A.W.	
	Pre.	Rec.	Pre.	Rec.	Pre.	Rec.	Pre.	Rec.	Pre.	Rec.	Pre.	Rec.	Pre.	Rec.	Pre.	Rec.	Pre.	Rec.
P1	0.99	0.84	1.00	0.83	0.99	0.84	1.00	0.83	0.20	0.60	0.20	0.60	0.99	0.92	1.00	0.93	0.27	0.66
P2	0.99	0.62	1.00	0.32	0.99	0.62	1.00	0.32	0.19	0.48	0.19	0.49	0.99	0.64	1.00	0.35	0.42	0.64
P3	1.00	0.87	1.00	0.90	1.00	0.87	1.00	0.90	0.20	0.28	-	-	1.00	0.95	1.00	0.90	0.29	0.34
P4	0.99	0.60	1.00	0.31	0.99	0.60	1.00	0.31	0.15	0.49	0.15	0.49	1.00	0.63	1.00	0.31	0.49	0.61
P5	0.96	0.82	1.00	0.78	0.96	0.82	1.00	0.78	0.14	0.51	-	-	1.00	0.95	1.00	0.94	0.19	0.65
P6	1.00	0.80	1.00	0.52	1.00	0.80	1.00	0.52	0.23	0.51	0.23	0.52	1.00	0.85	1.00	0.56	0.34	0.68
Aver.	0.99	0.76	1.00	0.61	0.99	0.76	1.00	0.61	0.19	0.48	0.19	0.52	0.99	0.82	1.00	0.66	0.35	0.60

because they are all simple programs. For macro-benchmark, we carefully select 6 real-world Python applications. We believe they are representative because they are popular in the community, well-maintained, feasible to run, and large-scale in whole-program. However, the construction of their ground truth is a challenging task. Therefore, we construct it in two ways, i.e., automated test case execution, and manual investigation. The manual investigation is conducted by two of the authors independently, and another author is involved in resolving disagreements. We do not use the macro-benchmark of PYCG as it only contains call relations in application code. To the best of our knowledge, our macro-benchmark is the largest one.

V. RELATED WORK

Points-to Analysis. Many research works have proposed to improve the precision of points-to analysis from different perspectives, e.g., combining call-site sensitivity with object sensitivity [26], [27], [28], demand-driven points-to analysis [29], [30], [31], [29], combining type-analysis with points-to analysis [32], selectively applying context-sensitive analysis w.r.t precision-critical methods [33], [34]. Hardekopf et al. [35] propose to collapse inclusion constraint cycles based on inclusion-based pointer analysis [36] to reduce the scalability of online cycle detection. Wilson et al. [37] summarize the effects of a procedure using partial transfer function (PTF). Our approach uses flow-sensitive points-to analysis by encoding point-to relations with flow information in the function assignment graph.

Type Inference for Dynamic programming languages. Type inference is a classic topic in programming language research. For dynamic programming languages, the types of the variables are not determined until runtime execution, which renders type inference more demanded. PySonar2 [38] and Pyr [39] are two popular unification-based type inference tools for Python. PyAnnotate [40] generates type annotations based on arguments and return types observed at runtime. Salib proposes Starkille [41], which includes an External Type Description Language that enables extension authors to document how their foreign code extensions interact with Python. Xu et al. propose Pyttrace [42], which uses attribute accesses and variable names to infer variable types. Differently, JARVIS uses a static and direct type inference approach. Instead of collecting attributes access and variable names, JARVIS directly infers the type of variables based on the assignment

statements using flow-sensitive analysis. While conducting the flow-sensitive analysis, JARVIS makes strong updates on variables to make type inference more precise.

Call Graph Construction (CGC). CGC methods typically correlate with the characteristics of programming languages. In Java, many approaches are proposed to handle language features such as reflection [43], [44], [45], [46], [47], [48], foreign function interface [49], dynamic method invocation [50], serialization [51], and library call [52]. To deal with scalability issues, Ali et al. propose CGC [53] and Averroes [54] to approximate the call graph by considering application-only. In the face of *application-centered* needs, some approaches consider only the *influenced nodes* compared to those exhaustive ones for the entire program [55], [56], [57], [31]. Reif [58] proposes CGC for potentially exploitable vulnerabilities. In JavaScript, many approaches are proposed to handle reflection [59], event-driven [60], and scalability issues [61]. Madsen et al. [62] combine pointer analysis with use analysis to save the effort of analyzing library API bodies. In Scala, Petrashko et al. [63] and Ali et al. [64] handle polymorphism to enhance CGC.

In Python, Salis et al. [16] propose PYCG to generate a practical call graph that could efficiently and accurately generate call graph edges by handling several Python features. PYCG outperforms PYAN [14] and DEPENDS [15] in CGC. Besides, Hu et al. [65] propose to link the missing edges caused by foreign function interfaces in Python. However, CGC for Python is not scalable to application with hundreds of dependent libraries. To overcome the drawbacks in Python CGC, we propose a *application-centered* CGC approach for Python.

Evaluating Call Graph Construction. Several studies have evaluated CGC tools for various languages such as C [66], Java [67], [68], [69], and JavaScript [70]. In Java ecosystem, Sui et al. [71] construct a micro-benchmark for dynamic language features to evaluate the soundness of Soot [72], WALA [73] and Doop [74]. Besides, Sui et al. [75] also evaluate the soundness of Doop with real-world Java programs. Reif et al. [67], [68] construct an extensive test suite covering language and API features in Java, and compare the soundness and time overhead of Soot, WALA, OPAL [76] and Doop. Differently, Tip and Palsberg [77] explore the precision and scalability of different approaches for resolving virtual function calls (e.g., CHA [78], RTA [79] and *k*-CFA [80], [81]). To the best of our knowledge, none of these studies address the scalability

problem in Python language, and our work fills this gap.

VI. CONCLUSIONS

In this paper, we have proposed a scalable and precise application-centered call graph generation approach JARVIS for Python. Our evaluation has demonstrated that JARVIS is efficient and effective. We have released the source code at our replication site <https://pythonjarvis.github.io/> with all of our experimental data set. We plan to apply JARVIS to foster downstream applications in security analysis and debloating Python dependencies.

REFERENCES

- [1] TIOBE. (2023) Tiobe index for january 2023. [Online]. Available: <https://www.tiobe.com/tiobe-index/>
- [2] P. Barros, R. Just, S. Millstein, P. Vines, W. Dietl, M. d’Amorim, and M. D. Ernst, “Static analysis of implicit control flow: Resolving java reflection and android intents (t),” in *Proceedings of the 30th IEEE/ACM International Conference on Automated Software Engineering*, 2015, pp. 669–679.
- [3] B. Chess and G. McGraw, “Static analysis for security,” *IEEE security & privacy*, vol. 2, no. 6, pp. 76–79, 2004.
- [4] V. B. Livshits and M. S. Lam, “Finding security vulnerabilities in java applications with static analysis,” in *Proceedings of the 14th Conference on USENIX Security Symposium*, 2005, pp. 271–286.
- [5] S. Guarnieri and V. B. Livshits, “Gatekeeper: Mostly static enforcement of security and reliability policies for javascript code,” in *Proceedings of the 18th conference on USENIX Security Symposium*, vol. 10, 2009, pp. 78–85.
- [6] J. Hejderup, A. van Deursen, and G. Gousios, “Software ecosystem call graph for dependency management,” in *Proceedings of the IEEE/ACM 40th International Conference on Software Engineering: New Ideas and Emerging Technologies Results*, 2018, pp. 101–104.
- [7] J. C. Santos, R. A. Jones, C. Ashiogwu, and M. Mirakhorli, “Insight exploring cross-ecosystem vulnerability impacts,” in *Proceedings of the Automated Software Engineering*, 2022, pp. 37–42.
- [8] K. Huang, B. Chen, C. Xu, Y. Wang, B. Shi, X. Peng, Y. Wu, and Y. Liu, “Characterizing usages, updates and risks of third-party libraries in java projects,” *Empirical Software Engineering*, vol. 27, no. 4, pp. 1–41, 2022.
- [9] A. Quach, A. Prakash, and L. Yan, “Debloating software through piecewise compilation and loading,” in *Proceedings of the 27th USENIX Security Symposium*, 2018, pp. 869–886.
- [10] B. R. Bruce, T. Zhang, J. Arora, G. H. Xu, and M. Kim, “Jshrink: In-depth investigation into debloating modern java applications,” in *Proceedings of the 28th ACM Joint Meeting on European Software Engineering Conference and Symposium on the Foundations of Software Engineering*, 2020, p. 135–146.
- [11] S. H. Jensen, A. Möller, and P. Thiemann, “Type analysis for javascript,” in *Proceedings of the 16th International Static Analysis Symposium*, 2009, pp. 238–255.
- [12] B. Nagy, T. Brunner, and Z. Porkoláb, “Unambiguity of python language elements for static analysis,” in *Proceedings of the IEEE 21st International Working Conference on Source Code Analysis and Manipulation*, 2021, pp. 70–75.
- [13] B. B. Nielsen, M. T. Torp, and A. Möller, “Modular call graph construction for security scanning of node. js applications,” in *Proceedings of the 30th ACM SIGSOFT International Symposium on Software Testing and Analysis*, 2021, pp. 29–41.
- [14] D. Fraser, E. Horner, J. Jeronen, and P. Massot. (2019) Pyan3: Offline call graph generator for python 3. [Online]. Available: <https://github.com/davidfraser/pyan>
- [15] G. Zhang and W. Jin. (2018) Depends is a fast, comprehensive code dependency analysis tool. [Online]. Available: <https://github.com/multilang-depends/depends>
- [16] V. Salis, T. Sotiropoulos, P. Louridas, D. Spinellis, and D. Mitropoulos, “Pycg: Practical call graph generation in python,” in *Proceedings of the IEEE/ACM 43rd International Conference on Software Engineering*, 2021, pp. 1646–1657.
- [17] D. Rayside and K. Kontogiannis, “A generic worklist algorithm for graph reachability problems in program analysis,” in *Proceedings of the Sixth European Conference on Software Maintenance and Reengineering*, 2002, pp. 67–76.
- [18] O. Lhoták and L. Hendren, “Scaling java points-to analysis using spark,” in *Proceedings of the 12th International Conference on Compiler Construction*, 2003, pp. 153–169.
- [19] GitHub. (2023) Bpytop. [Online]. Available: <https://github.com/aristocratos/bpytop>
- [20] C. Porter, G. Mururu, P. Barua, and S. Pande, “Blankit library debloating: Getting what you want instead of cutting what you don’t,” in *Proceedings of the 41st ACM SIGPLAN Conference on Programming Language Design and Implementation*, 2020, pp. 164–180.
- [21] C. Soto-Valero, N. Harrand, M. Monperrus, and B. Baudry, “A comprehensive study of bloated dependencies in the maven ecosystem,” *Empirical Software Engineering*, vol. 26, no. 3, p. 45, 2021.
- [22] Q. Xin, Q. Zhang, and A. Orso, “Studying and understanding the tradeoffs between generality and reduction in software debloating,” in *Proceedings of the 37th IEEE/ACM International Conference on Automated Software Engineering*, 2022, pp. 1–13.
- [23] P. S. Foundation. (2023) Abstract syntax tree - python. [Online]. Available: <https://docs.python.org/3/library/ast.html#expressions>
- [24] GitHub. (2018) Dependabot: Automated dependency updates built into github. [Online]. Available: <https://github.com/dependabot>
- [25] ——. (2023) Github advisories. [Online]. Available: <https://github.com/advisories>
- [26] G. Kastrinis and Y. Smaragdakis, “Hybrid context-sensitivity for points-to analysis,” in *Proceedings of the 34th ACM SIGPLAN Conference on Programming Language Design and Implementation*, 2013, pp. 423–434.
- [27] J. Lu, D. He, and J. Xue, “Eagle: Cfl-reachability-based precision-preserving acceleration of object-sensitive pointer analysis with partial context sensitivity,” *ACM Transactions on Software Engineering and Methodology*, vol. 30, no. 4, pp. 1–46, 2021.
- [28] O. Lhoták and L. Hendren, “Evaluating the benefits of context-sensitive points-to analysis using a bdd-based implementation,” *ACM Transactions on Software Engineering and Methodology*, vol. 18, no. 1, pp. 1–53, 2008.
- [29] Y. Sui and J. Xue, “Demand-driven pointer analysis with strong updates via value-flow refinement,” *arXiv preprint arXiv:1701.05650*, 2017.
- [30] M. Sridharan, D. Gopan, L. Shan, and R. Bodík, “Demand-driven points-to analysis for java,” *ACM SIGPLAN Notices*, vol. 40, no. 10, pp. 59–76, 2005.
- [31] J. Späth, L. Nguyen Quang Do, K. Ali, and E. Bodden, “Boomerang: Demand-driven flow-and context-sensitive pointer analysis for java,” in *Proceedings of the 30th European Conference on Object-Oriented Programming*, 2016, pp. 1–26.
- [32] N. Allen, P. Krishnan, and B. Scholz, “Combining type-analysis with points-to analysis for analyzing java library source-code,” in *Proceedings of the 4th ACM SIGPLAN International Workshop on State Of the Art in Program Analysis*, 2015, pp. 13–18.
- [33] Y. Li, T. Tan, A. Möller, and Y. Smaragdakis, “Precision-guided context sensitivity for pointer analysis,” *Proceedings of the ACM on Programming Languages*, vol. 2, no. OOPSLA, pp. 1–29, 2018.
- [34] J. Lu, D. He, and J. Xue, “Selective context-sensitivity for k-cfa with cfl-reachability,” in *Proceedings of the 28th International Static Analysis Symposium*, 2021, pp. 261–285.
- [35] B. Hardekopf and C. Lin, “The ant and the grasshopper: fast and accurate pointer analysis for millions of lines of code,” in *Proceedings of the 28th ACM SIGPLAN Conference on Programming Language Design and Implementation*, 2007, pp. 290–299.
- [36] L. O. Andersen, *Program analysis and specialization for the C programming language*. Datalogisk Institut, Københavns Universitet, 1994.
- [37] R. P. Wilson and M. S. Lam, “Efficient context-sensitive pointer analysis for c programs,” in *Proceedings of the ACM SIGPLAN 1995 Conference on Programming Language Design and Implementation*, 1995, pp. 1–12.
- [38] Pysonar2. (2023) Pysonar2 - an advanced semantic indexer for python. [Online]. Available: <https://github.com/yinwang0/pysonar2>
- [39] M. O. Source. (2023) Pyre a performant type-checker for python 3n. [Online]. Available: <https://pyre-check.org/>
- [40] dropbox. (2023) Pyannotate: Auto-generate pep-484 annotations. [Online]. Available: <https://github.com/dropbox/pyannotate>
- [41] M. Salib, “Starkiller: A static type inferencer and compiler for python,” Ph.D. dissertation, Massachusetts Institute of Technology, 2004.
- [42] Z. Xu, X. Zhang, L. Chen, K. Pei, and B. Xu, “Python probabilistic type inference with natural language support,” in *Proceedings of the 2016 24th ACM SIGSOFT international symposium on foundations of software engineering*, 2016, pp. 607–618.
- [43] X. Sun, L. Li, T. F. Bissyandé, J. Klein, D. Octeau, and J. Grundy, “Taming reflection: An essential step toward whole-program analysis of android apps,” *ACM Transactions on Software Engineering and Methodology*, vol. 30, no. 3, pp. 1–36, 2021.
- [44] J. Sawin and A. Rountev, “Assumption hierarchy for a cha call graph construction algorithm,” in *Proceedings of the IEEE 11th International Working Conference on Source Code Analysis and Manipulation*, 2011, pp. 35–44.
- [45] E. Bodden, A. Sewe, J. Sinschek, H. Oueslati, and M. Mezini, “Taming reflection: Aiding static analysis in the presence of reflection and custom class loaders,” in *Proceedings of the 33rd International Conference on Software Engineering*, 2011, pp. 241–250.

- [46] J. Liu, Y. Li, T. Tan, and J. Xue, "Reflection analysis for java: Uncovering more reflective targets precisely," in *Proceedings of the IEEE 28th International Symposium on Software Reliability Engineering*, 2017, pp. 12–23.
- [47] L. Sui, J. Dietrich, and A. Tahir, "On the use of mined stack traces to improve the soundness of statically constructed call graphs," in *Proceedings of the 24th Asia-Pacific Software Engineering Conference*, 2017, pp. 672–676.
- [48] N. Grech, G. Fourtounis, A. Francalanza, and Y. Smaragdakis, "Heaps don't lie: countering unsoundness with heap snapshots," *Proceedings of the ACM on Programming Languages*, vol. 1, no. OOPSLA, pp. 1–27, 2017.
- [49] S. Lee, H. Lee, and S. Ryu, "Broadening horizons of multilingual static analysis: semantic summary extraction from c code for jni program analysis," in *Proceedings of the 35th IEEE/ACM International Conference on Automated Software Engineering*, 2020, pp. 127–137.
- [50] E. Bodden, "Invokedynamic support in soot," in *Proceedings of the ACM SIGPLAN International Workshop on State of the Art in Java Program analysis*, 2012, pp. 51–55.
- [51] J. C. Santos, R. A. Jones, C. Ashiogwu, and M. Mirakhorli, "Serialization-aware call graph construction," in *Proceedings of the 10th ACM SIGPLAN International Workshop on the State Of the Art in Program Analysis*, 2021, pp. 37–42.
- [52] W. Zhang and B. G. Ryder, "Automatic construction of accurate application call graph with library call abstraction for java," *Journal of Software Maintenance and Evolution: Research and Practice*, vol. 19, no. 4, pp. 231–252, 2007.
- [53] K. Ali and O. Lhoták, "Application-only call graph construction," in *Proceedings of the 26th European Conference on Object-Oriented Programming*, 2012, pp. 688–712.
- [54] —, "Averroes: Whole-program analysis without the whole program," in *Proceedings of the 27th European Conference on Object-Oriented Programming*, 2013, pp. 378–400.
- [55] G. Agrawal, J. Li, and Q. Su, "Evaluating a demand driven technique for call graph construction," in *Proceedings of the International Conference on Compiler Construction*, 2002, pp. 29–45.
- [56] N. Heintze and O. Tardieu, "Demand-driven pointer analysis," in *Proceedings of the ACM SIGPLAN 2001 Conference on Programming Language Design and Implementation*, 2001, pp. 24–34.
- [57] G. Agrawal, "Demand-driven construction of call graphs," in *Proceedings of the International Conference on Compiler Construction*, 2000, pp. 125–140.
- [58] M. Reif, M. Eichberg, B. Hermann, J. Lerch, and M. Mezini, "Call graph construction for java libraries," in *Proceedings of the 24th ACM SIGSOFT International Symposium on Foundations of Software Engineering*, 2016, pp. 474–486.
- [59] M. Schäfer, M. Sridharan, J. Dolby, and F. Tip, "Dynamic determinacy analysis," in *Proceedings of the 34th ACM SIGPLAN Conference on Programming Language Design and Implementation*, 2013, pp. 165–174.
- [60] M. Madsen, F. Tip, and O. Lhoták, "Static analysis of event-driven node.js javascript applications," in *Proceedings of the 2015 ACM SIGPLAN International Conference on Object-Oriented Programming, Systems, Languages, and Applications*, 2015, pp. 505–519.
- [61] A. Feldthaus, M. Schäfer, M. Sridharan, J. Dolby, and F. Tip, "Efficient construction of approximate call graphs for javascript ide services," in *Proceedings of the 35th International Conference on Software Engineering*, 2013, pp. 752–761.
- [62] M. Madsen, B. Livshits, and M. Fanning, "Practical static analysis of javascript applications in the presence of frameworks and libraries," in *Proceedings of the 9th Joint Meeting on Foundations of Software Engineering*, 2013, pp. 499–509.
- [63] D. Petrashko, V. Ureche, O. Lhoták, and M. Odersky, "Call graphs for languages with parametric polymorphism," in *Proceedings of the 2016 ACM SIGPLAN International Conference on Object-Oriented Programming, Systems, Languages, and Applications*, 2016, pp. 394–409.
- [64] K. Ali, M. Rapoport, O. Lhoták, J. Dolby, and F. Tip, "Type-based call graph construction algorithms for scala," *ACM Transactions on Software Engineering and Methodology*, vol. 25, no. 1, pp. 1–43, 2015.
- [65] M. Hu, Y. Zhang, W. Huang, and Y. Xiong, "Static type inference for foreign functions of python," in *Proceedings of the IEEE 32nd International Symposium on Software Reliability Engineering*, 2021, pp. 423–433.
- [66] G. C. Murphy, D. Notkin, W. G. Griswold, and E. S. Lan, "An empirical study of static call graph extractors," *ACM Transactions on Software Engineering and Methodology*, vol. 7, no. 2, pp. 158–191, 1998.
- [67] M. Reif, F. Kübler, M. Eichberg, and M. Mezini, "Systematic evaluation of the unsoundness of call graph construction algorithms for java," in *Proceedings of the 7th International Workshop on the State Of the Art in Program Analysis*, 2018, pp. 107–112.
- [68] M. Reif, F. Kübler, M. Eichberg, D. Helm, and M. Mezini, "Judge: Identifying, understanding, and evaluating sources of unsoundness in call graphs," in *Proceedings of the 28th ACM SIGSOFT International Symposium on Software Testing and Analysis*, 2019, pp. 251–261.
- [69] K. Ali, X. Lai, Z. Luo, O. Lhoták, J. Dolby, and F. Tip, "A study of call graph construction for jvm-hosted languages," *IEEE Transactions on Software Engineering*, vol. 47, no. 12, pp. 2644–2666, 2019.
- [70] G. Antal, P. Hegedus, Z. Tóth, R. Ferenc, and T. Gyimóthy, "Static javascript call graphs: A comparative study," in *Proceedings of the IEEE 18th International Working Conference on Source Code Analysis and Manipulation*, 2018, pp. 177–186.
- [71] L. Sui, J. Dietrich, M. Emery, S. Rasheed, and A. Tahir, "On the soundness of call graph construction in the presence of dynamic language features—a benchmark and tool evaluation," in *Proceedings of the Asian Symposium on Programming Languages and Systems*, 2018, pp. 69–88.
- [72] R. Vallée-Rai, P. Co, E. Gagnon, L. Hendren, P. Lam, and V. Sundaresan, "Soot - a java bytecode optimization framework," in *Proceedings of the 1999 Conference of the Centre for Advanced Studies on Collaborative Research*, 1999.
- [73] IBM, "The t. j. watson libraries for analysis (wala)," 2017.
- [74] M. Bravenboer and Y. Smaragdakis, "Strictly declarative specification of sophisticated points-to analyses," in *Proceedings of the 24th ACM SIGPLAN conference on Object oriented programming systems languages and applications*, 2009, pp. 243–262.
- [75] L. Sui, J. Dietrich, A. Tahir, and G. Fourtounis, "On the recall of static call graph construction in practice," in *Proceedings of the IEEE/ACM 42nd International Conference on Software Engineering*, 2020, pp. 1049–1060.
- [76] M. Eichberg, F. Kübler, D. Helm, M. Reif, G. Salvaneschi, and M. Mezini, "Lattice based modularization of static analyses," in *Proceedings of the 7th International Workshop on the State Of the Art in Program Analysis*, 2018, pp. 113–118.
- [77] F. Tip and J. Palsberg, "Scalable propagation-based call graph construction algorithms," in *Proceedings of the 15th ACM SIGPLAN conference on Object-oriented programming, systems, languages, and applications*, 2000, pp. 281–293.
- [78] J. Dean, D. Grove, and C. Chambers, "Optimization of object-oriented programs using static class hierarchy analysis," in *Proceedings of the 9th European Conference on Object-Oriented Programming*, 1995, pp. 77–101.
- [79] D. F. Bacon and P. F. Sweeney, "Fast static analysis of c++ virtual function calls," in *Proceedings of the 11th ACM SIGPLAN conference on Object-oriented programming, systems, languages, and applications*, 1996, pp. 324–341.
- [80] F. E. Allen, "Control flow analysis," in *Proceedings of the Symposium on Compiler Optimization*, 1970, pp. 1–19.
- [81] O. G. Shivers, *Control-flow analysis of higher-order languages or taming lambda*. Carnegie Mellon University, 1991.