

# Dreams Are More “Predictable” Than You Think

Lorenzo Bertolini

Department of Informatics, University of Sussex, Brighton BN1 9RH, UK

l.bertolini@sussex.ac.uk

## Abstract

A consistent body of evidence suggests that dream reports significantly vary from other types of textual transcripts with respect to semantic content. Furthermore, it appears to be a widespread belief in the dream/sleep research community that dream reports constitute rather “unique” strings of text. This might be a notable issue for the growing amount of approaches using natural language processing (NLP) tools to automatically analyse dream reports, as they largely rely on neural models trained on non-dream corpora scraped from the web. In this work, I will adopt state-of-the-art (SotA) large language models (LLMs), to study if and how dream reports deviate from other human-generated text strings, such as Wikipedia. Results show that, taken as a whole, DreamBank does not deviate from Wikipedia. Moreover, on average, single dream reports are significantly more predictable than Wikipedia articles. Preliminary evidence suggests that word count, gender, and visual impairment can significantly shape how predictable a dream report can appear to the model.

## 1 Introduction

Dream reports describe the content of our conscious experiences while asleep. Given their connection with our awakened state (Blagrove et al., 2004) and conscious experience (Nir and Tononi, 2010; Siclari et al., 2017), dream reports have long been of great interest to researchers and practitioners, and a variety of frameworks were built to study, analyse and annotate their content (Hall and Van De Castle, 1966; Hauri, 1975; Schredl, 2010).

The analysis and annotation process of dream reports can be extremely time-consuming and relies upon human experts that usually undergo long training. This has limited the growth and reproducibility of research around dreams and dream

reports (Elce et al., 2021). For this reason, researchers and practitioners have shown great interest in adopting natural language processing (NLP) tools to automatically analyse dream reports’ content and structure (see Elce et al. (2021) for a review). Many of these approaches use machine-learning solutions trained on large amounts of text from the internet, like Wikipedia (Nadeau et al., 2006; Razavi et al., 2013; Altszyler et al., 2017; Sanz et al., 2018; McNamara et al., 2019; Bertolini et al., 2023).

While the extent to which dream reports differ from other forms of textual transcripts remains a matter of significant debate (Kahan and LaBerge, 2011; Domhoff, 2017; Zheng and Schweickert, 2023), evidence suggests that their semantic content and word use can significantly diverge from transcripts describing or concerning awakening (see Altszyler et al. (2017); Bulkeley and Graves (2018); Zheng and Schweickert (2023), inter alia). However, it seems largely accepted by the research community that dream reports actually constitute a set of rather unique strings of text. Should this be the case, the growing practice of adopting NLP models trained on non-dream text could be significantly negatively impacted, especially when adopting unsupervised approaches, as already partially shown by Bertolini et al. (2023).

This work proposes to investigate this question using a fully unsupervised solution based on GPT-2 (Radford et al., 2019), a pre-trained autoregressive large language model (LLM), shown to efficiently model many linguistic structures and properties. The main question under investigation is related to the one proposed by Zheng and Schweickert (2023). However, instead of qualitatively identifying *what content* makes a (limited set of) dream and waking reports different, I study, in a quantitative manner, *how much* a (large) set of dream reports seems “surprising” to a model that has seen a huge amount of non-dream-based text.

This work makes four main contributions. First, it shows that, as a whole corpus, (a large proportion of) DreamBank is as predictable as (a comparable section of) Wikipedia. Second, at the single-text level, dream reports are on average significantly more predictable than Wikipedia articles. Third, it identifies a negative correlation between the number of words in a report/article and how “surprising” such a report/article appears to the model. Fourth, it provides preliminary evidence suggesting gender and visual impairment can significantly impact how “surprising” a report appears to the model.

## 2 Related Work

Elce et al. (2021) provide an exhaustive summary of work adopting computational approaches to the investigation of dream reports. As highlighted in the work, many of these approaches are based on dictionary-based frequency analysis of content words (e.g. (Bulkeley and Graves, 2018; Mallett et al., 2021; Zheng and Schweickert, 2021; Yu, 2022; Zheng and Schweickert, 2023)). Of note, Bulkeley and Graves (2018) propose a critical analysis of the use of a dictionary-based approach such as LIWC (Pennebaker et al., 2015), noticing, similarly to Zheng and Schweickert (2023) how such a solution could be limited by problematic aspects of dream reports, such as typographical errors. However, the work strengthened the evidence that a method like LIWC could be used to discover differences between different types of dreams, such as nightmares, lucid dreams, and baseline dream reports.

Zheng and Schweickert (2023) expanded previous work by studying the differences between dream reports and other types of textual transcripts, using both LIWC and support vector machines (Cortes and Vapnik, 1995) (SVM). The LIWC approach found a large set of categories that significantly differ between dream and non-dream reports, and the proposed SVM approach could successfully discriminate between the two categories of reports. However, the adopted dataset was quite limited in magnitude — circa 800 instances, balanced between dream and non-dream reports. This limits the generalisability of the findings, largely grounding the observed difference to the dataset of choice. Moreover, since LIWC features were used as training and test data to the SVMs, it is not surprising that the model was able

to discriminate between the two categories.

Lastly, Altszyler et al. (2017) compared two word-embedding approaches (namely LSA (Landaauer and Dumais, 1997) and word2vec’s skip-gram with negative samples (Mikolov et al., 2013)) to investigate how the relationship between a content word like *run* changes in large web corpora compared to a large collection of dream reports from DreamBank (Domhoff and Schneider, 2008), and found that LSA better encoded the difference in the type of contexts such words appear in the two types of corpora.

Overall, while previous work reveals qualitative information on *what* makes a (frequently limited) set of reports different from a (relatively limited) set of textual transcripts, they do not reveal *if* or *how strongly* dream reports (quantitatively) deviate, on average, from other types of human-generated data. This work focuses on this last question and provides a first set of analyses on which macro-factors might impact how well dream reports can be modelled by current NLP tools.

## 3 Experimental Setup

### 3.1 Model and measure

The primary interest of this work is to investigate if dream reports are in fact harder to model and predict for a model like GPT-2. To study this question, I adopt perplexity, which can be intuitively seen as a measure of how uncertain a model is about a given string of tokens (Huyen, 2019). While many other solutions have been proposed to evaluate how well a language model can capture different linguistic phenomena, perplexity is still widely used, and can surely inform us on how well a model reflects natural language (Meister and Cotterell, 2021), and hence reveal how distant another string is to a more “natural” sequence. Since the goal is to understand if a machine trained on a very large amount of textual data “perceives” dream reports as “surprising” (i.e., as having a high perplexity), I adopt GPT-2 (small) as the language model, using the Hugging Face (Wolf et al., 2020) implementation. When testing whole datasets, I follow Hugging Face’s source code, I adopt a stride of 512, and a maximal input of 1024 tokens, as it produces the closest results to the original GPT-2 work<sup>1</sup>. Of note, a very similar set-

<sup>1</sup><https://huggingface.co/docs/transformers/perplexity>

up was also adopted by Colla et al. (2022), which showed how perplexity scores from GPT-2 and *n-gram* models can be used to discriminate between healthy participants and patients with Alzheimer’s disease.

### 3.2 Dream dataset

Dream reports are extracted from a section<sup>2</sup> of DreamBank (Domhoff and Schneider, 2008). The final dataset contains approximately 22k reports in the English language, annotated with respect to gender, year of collection, and Series — subsets of DreamBank representing (groups of) individuals from which dreams are collected.

### 3.3 Text baseline

As a baseline, I consider the perplexity produced by the model on the WikiText2 dataset (Merity et al., 2017), from which the article’s titles were removed. The choice is motivated by three reasons. First, Wikipedia was not included in the data used to train the selected model, limiting the possibility of data contamination. Second, it allows for a comparison with a more standardised text in terms of syntactic and semantic structure. Large parts of Wikipedia are formally structured and heavily curated, and can hence work as a “stress” test for the hypothesis that dream reports are notably different. Third, while statistically different ( $p < .001$ ), the distributions of the number of words per text (No.Words) are not substantially different, as shown in Figure 1.

### 3.4 Analyses

Throughout the work, distributions are compared with a random permutation test. Reported  $p$  values refer to the corrected score, obtained via Holm (Holm, 1979) correction. All experiments are run with the support of an RTX 3090 GPU. Code and collected data are freely available here<sup>3</sup>.

## 4 DreamBank vs. WikiText2

The first experiment focuses on the overall perplexity of DreamBank and WikiText. That is, the two datasets of choice are compared in their entirety. For a fair comparison, DreamBank (~22k items) is tested against the train split of (title-less)

<sup>2</sup>Available at <https://huggingface.co/datasets/DReAMy-lib/DreamBank-dreams-en>  
<sup>3</sup>[https://github.com/lorenzoscottb/dream\\_perplexity](https://github.com/lorenzoscottb/dream_perplexity)

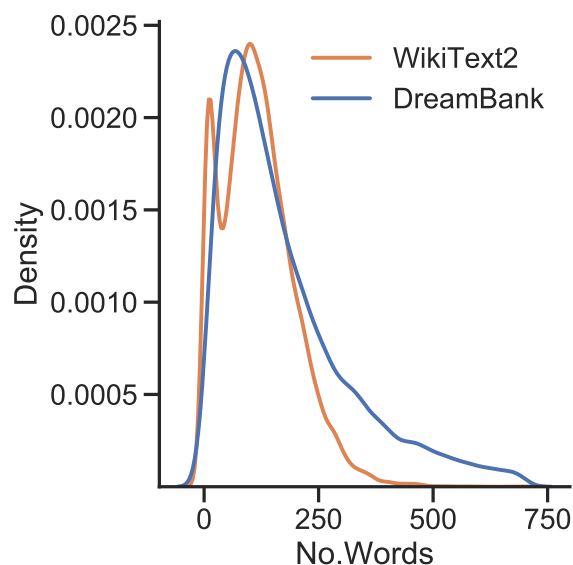


Figure 1: Density distributions of word counts (No.Words, x-axis) per textual report/article in DreamBank and WikiText2 (train).

WikiText2 (~18k items). The maximum input sequence to the model is here set to 1024 tokens, with a stride of 512 tokens. Figure 2 reports the perplexities produced by the model on the two datasets and shows how the two datasets, comparable in size and tokens-per-text, also obtain comparable results in terms of general perplexity. In other words, considered as a whole, DreamBank appears as predictable as (a subset of) Wikipedia to GPT-2.

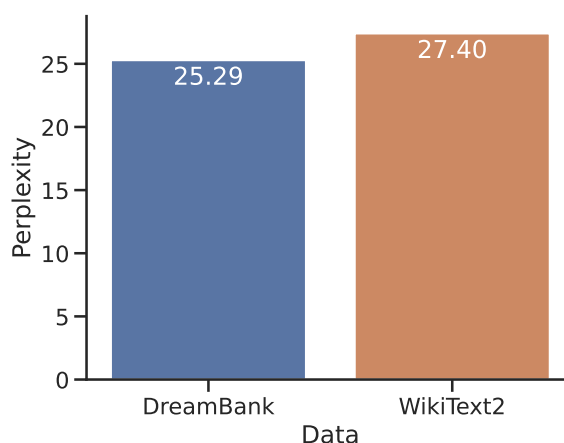


Figure 2: Overall perplexities. Perplexities scores (lower is better) obtained by GPT-2 on the whole DreamBank and (train) WikiText2 datasets.

Figure 4 reports the distributions of the perplexity scores generated by GPT-2 for each dream re-

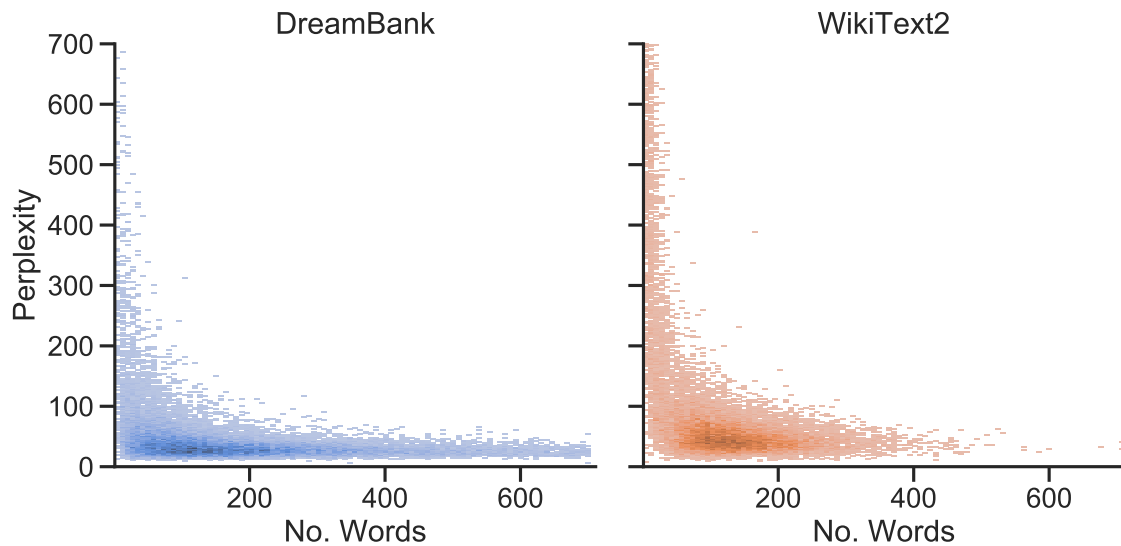


Figure 3: Perplexity and the number of words (No. Words) correlation analysis. Visualisation of the interaction between the number of words in a given text (x-axis) and the perplexity score (y-axis) generated by GPT-2 for each text, divided by datasets (columns, DreamBank vs. Wikitext2 (train)).

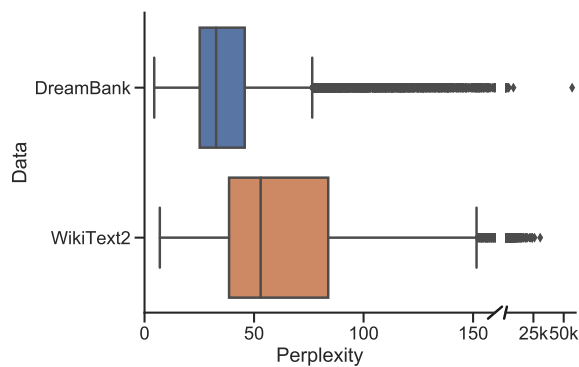


Figure 4: Per-report perplexities. Distributions of perplexities scores obtained by GPT-2 on DreamBank and (train) WikiText2 on different reports separately.

port and WikiText2 (train) articles. The distributions are significantly different ( $p < .001$ ), and show how, overall, dream reports present a lower and less varied perplexity, compared to articles from Wikipedia.

## 5 Impact of Macro-Factors

This section concerns the impact of the immediately available features of dream reports (i.e., number of words, gender and series, year of collection, and visual impairment) on the perplexity. Since series contain reports from participants that identify themselves as the same gender, the inves-

tigation of gender and series is presented together. For the same reason, and given the imbalance of visual impairment (i.e., blind vs. normal-sighted participants) and gender distributions, the statistical analyses are performed separately, instead of using a general logistic or linear model.

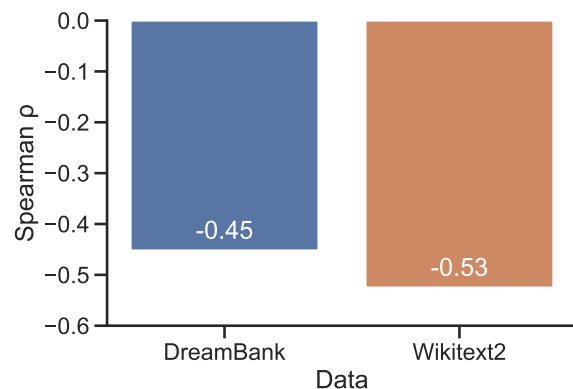


Figure 5: Correlations (in Spearman's  $\rho$ ) between perplexity and word count (No.Words), divided by datasets.

### 5.1 Word count

Figure 5 reports the results of the correlation analysis between the number of words per report (No.Words) and perplexity scores. For comparison, the same analysis is conducted on WikiText2 (train) articles. As shown in the figure, both (sig-

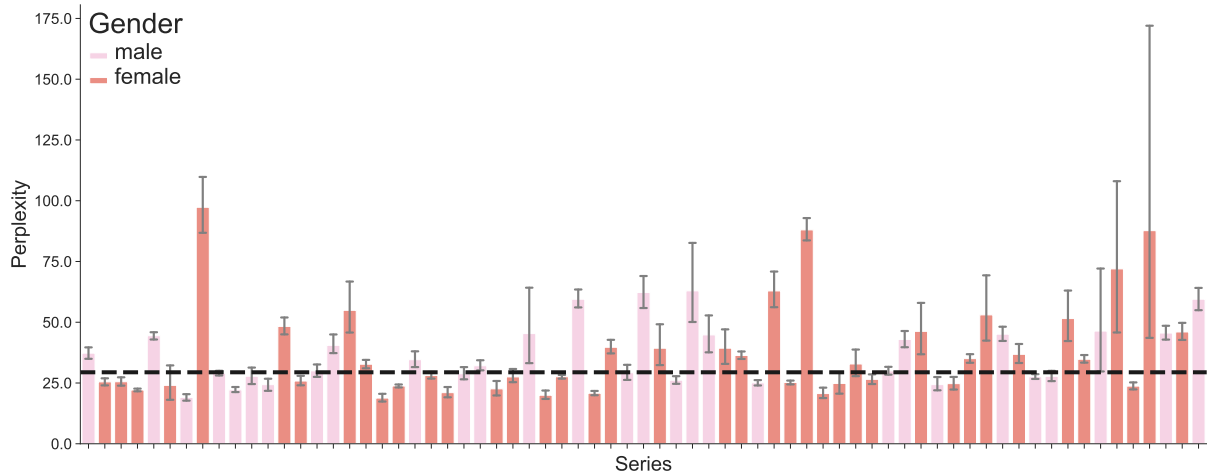


Figure 6: Perplexity by series (and gender). Average ( $\pm$  standard deviation) of DreamBank’s perplexity score extracted from GPT 2, divided by Series (x axis) and gender (hue). The dashed line reports the perplexity of the whole WikiText2 (test) dataset.

nificant,  $p < .0001$ ) correlations are markedly negative. In other words, as reports/articles grow in the number of words, the perplexity scores generated by GPT-2 decrease. Intuitively, this suggests that longer reports are easier to predict for GPT-2. However, as shown by the distribution plot in Figure 3, the cores of the distributions are notably close to the origin, and most of the distribution seems parallel to the x axis (No.Words), especially in the case of DreamBank. This suggests that the effect might be strongly modulated by outliers that are impacted by other factors than the number of words constructing a report/article.

## 5.2 Gender and series

Figure 7 compares perplexity scores obtained for reports from male and female participants. Male-generated reports are significantly ( $p < .05$ ) easier to predict than female ones and present less variance in the perplexity scores. Given the mentioned negative relation between perplexity scores and the number of words, one might expect to see male reports to be on average significantly longer than female ones. However, the observed trend is exactly the opposite, as shown in Figure 8. That is, male participants write notably (and significantly,  $p < .001$ ) shorter reports than females, as already observed in other work (e.g., Mathes and Schredl (2013))

A correlation analysis based on Spearman’s  $\rho$  did not find a relevant interaction between DreamBank’s series and perplexity ( $\rho = -0.13$ ,  $p < .0001$ ) or word count ( $\rho = -0.09$ ,  $p < .0001$ ). However, as

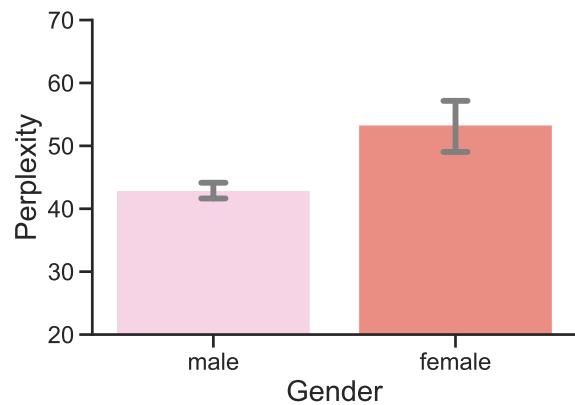


Figure 7: Per-report perplexities: gender. Distributions of perplexities scores obtained by GPT-2 on DreamBank single dream reports divided by the gender of the participants.

suggested by Figure 6, it is possible that the higher and less stable perplexity observed in female participants is impacted by a small set of series, with a high average perplexity and strong inner variance. Moreover, it is interesting to notice how almost half — 49% — of all series actually present an average perplexity score comparable to the one of WikiText2 (test).

## 5.3 Year of collection

The effect of the year of data collection on the perplexity scores was also assessed with correlation analysis. To better analyse and interpret the relation between perplexity and the year of collection, the categorical framing of the variable (e.g.,

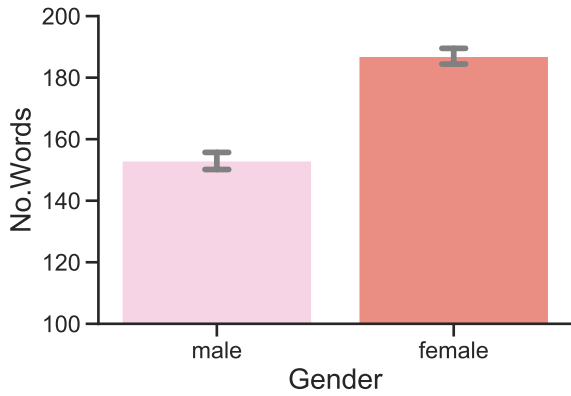


Figure 8: Per-report number of words: gender. Distributions of the word count of DreamBank single dream reports divided by the gender of the participants.

“1980s - 1990s”) was converted into a continuous one, by simply finding the average year of collection (e.g, 1985). Instances with non-available data were excluded from the analysis.

The obtained value, together with the original ones, are presented in Table 1 of Appendix A. The result of the analysis suggests a negative correlation between the year of collection and perplexity scores. In other words, as one might expect, reports produced in more recent years are easier to model for GPT-2, and hence tend to produce lower perplexity scores. However, while strongly significant ( $p < .0001$ ), the effect was very weak ( $\rho = -.17$ ).

#### 5.4 Vision impairment

Lastly, I consider a final variable that allows us to discriminate between dream reports: visual impairment. Among the series of DreamBanks, two of them collect reports from (male and female) blind participants. To compare this set with reports with one collected from sighted participants, I sampled a set of reports from DreamBank reports having the same range of perplexity scores observed for blind participants.

Figure 9 presents the comparison of perplexity scores distributions produced by visually impaired and sighted participants. The two distributions significantly ( $p < .001$ ) and notably differ with respect to their perplexity scores. As shown in the figure, even when sampling from a limited range of perplexity scores, values for visually impaired participants are notably lower, have a notably smaller variance, and have a median score

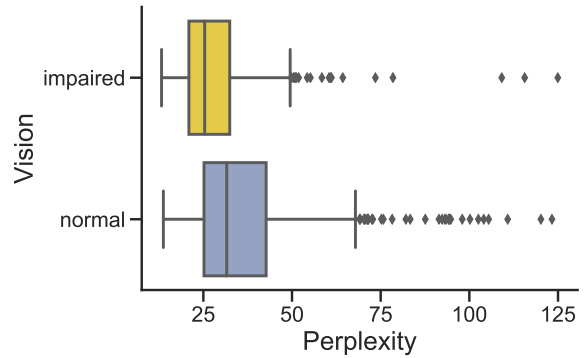


Figure 9: Per-report perplexities: vision impairment. Distributions of perplexities scores obtained by GPT-2 on DreamBank single dream reports divided by vision impairment of the participants.

lower than WikiText2 (test) perplexity. The two classes of reports also significantly differ in terms of length ( $p < .05$ ). Similar to what was observed for gender, the class with the lower average perplexity — visually-impaired participants — is also the class producing (slightly) shorter reports, as shown in Figure 10.

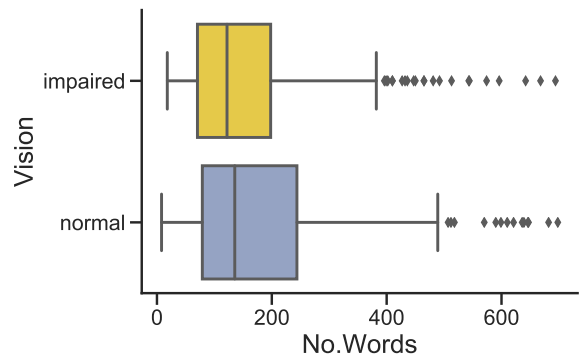


Figure 10: Per-report number of words: vision impairment. Distributions of the word count (No.Words) for DreamBank single dream reports divided by vision impairment of the participants.

## 6 Discussion

A growing amount of work has adopted NLP tools to investigate and annotate dream reports (see Elce et al. (2021); Bertolini et al. (2023) for more details). Many of these approaches rely on neural models of various dimensions, trained on large text corpora scraped from the web (Radford et al., 2019). While a consistent body of evidence has shown that the semantic content of dream reports significantly differs from other types of tex-

tual transcripts (see [Altszyler et al. \(2017\)](#); [Bulkeley and Graves \(2018\)](#); [Zheng and Schweickert \(2023\)](#), inter alia), the dream/sleep research community seems to believe that they also constitute a rather “unique” set of textual strings. Should this be the case, dream reports might be difficult to model and predict for many NLP models, especially if used without supervision — as already hinted by [Bertolini et al. \(2023\)](#).

In this work, I adopted a state-of-the-art large language model (LLM) to test such a hypothesis. More specifically, I studied how well GPT-2 (small), can model and predict dream reports, compared to a more “standard” piece of text like Wikipedia. Using perplexity as a measure of uncertainty, the work has shown that, taken as a whole, DreamBank is not harder to model than Wikipedia. Moreover, perplexity scores were found to be significantly lower (hence better) for single dream reports than for single Wikipedia. This suggests that GPT-2 pre-training, based on a web-scraped corpus, is likely enough to allow the model to manipulate dream reports without further supervision. Furthermore, it could be evidence of the fact that the findings from [Bertolini et al. \(2023\)](#) might be more related to the specific sentiment-analysis dataset used for fine-tuning, rather than to the absence of direct supervision.

The main findings of this work suggest that dream reports are not a unique and unpredictable class of textual strings per-se. However, just like Wikipedia’s articles, some *can be*. The work has hence proposed a first set of analyses to understand what might make a report more predictable. The focus was on the four variables immediately measurable from the adopted dataset: word count (No.Words), series and gender, year of collection, and visual impairments. The correlation analysis found a (rather expected) negative interaction between No.Words and perplexity scores. However, a more detailed investigation suggested that the observed effect might be largely influenced by a consistent set of outliers. In other words, there appears to be another mediating variable influencing how difficult it is for GPT-2 to model a dream report. Overall, the analysis further weakened the hypothesis that dream reports are rather unique strings of texts. All DreamBank’s results, from the negative correlation to the outliers’ effect and the shape of the distribution, found a strong match in the results produced by the model when tested on

Wikipedia data.

The analysis of the results based on gender and visual impairment further challenged the strength of the negative correlation between perplexity and word count. In both cases, the group with significantly lower perplexity scores (i.e., male and blind participants) also tend to produce significantly shorter reports. This suggests that the real issue is less related to the actual number of words and more to the *kind* of words. A similar conclusion was also proposed in [Bertolini et al. \(2023\)](#). Using an out-of-distribution ablation experiment, it was shown that leaving a specific DreamBank series out of training made it difficult for the model to handle a specific emotion (e.g., happiness for the `Bea 1` series.). The authors noted that this could not be simply explained by the number of instances in the training data, and was likely related to the specific vocabulary used in that series to describe that specific emotion.

The work also adds more evidence to the existing body of work investigating gender-based differences in dream reports ([Hall and Van De Castle, 1966](#); [Schrudel and Reinhard, 2008](#); [Wong et al., 2016](#)). While repeatedly observed, these differences were mainly constrained to a report’s semantic content and/or grammatical structure, such as a reference to a specific emotion, use of violent language, or part of speech use. This work suggests that the observed distinction might have a very tangible effect since reports produced by male dreamers were found to be significantly easier, on average, to model by GPT-2. This likely suggests that the distinction is even deeper than previously noted, and might include a combination of content, vocabulary, and structure.

The result suggesting that blind dreamers produced more predictable reports seems more difficult to frame in the current literature and knowledge. Multiple pieces of evidence across time have shown how blind participants express a significantly lower amount of visual features in their reports, predominately presenting auditory, tactile and olfactory reference ([Kirtley, 1975](#); [Hurovitz et al., 1999](#); [Meaidi et al., 2014](#)). However, [Meaidi et al. \(2014\)](#) showed that these differences can significantly vary between congenitally and late blind, participants, and both series contain a mixture of congenitally and non-congenitally blind participants (although most have been for more than 20 years). A possibility might be that main-

taining access to the visual modality while dreaming allows for a larger degree of abstraction and variance of dream content, leading sighted participants to generate more diverse reports, that can result in harder sequences to predict for the model.

Concerning the year of collection of each report, one might find the neglectable effect of this variable as unexpected, especially considering that many reports were collected at a time when the internet existed only in the minds of visionary scientists and writers. However, this might be easily explained by the fact that the internet is now a collection of extremely heterogeneous documents, that obviously include very old textual instances. It is hence possible that, while specific reports did not leak into the training data, their vocabulary and style might very well have. In other words, the model might have been exposed also to the form and vocabulary used in older reports.

To conclude, it is important to notice that this work has three main limitations. First of all, since WebText, the dataset used to train GPT-2, is not open-source, it is hard to estimate possible data leakage. That is, whether a part of the test data used in this work was also included in the training data for the model. In their work, Radford et al. (2019) note that training text was scraped following outbound links from Reddit, with at least 3 karma, and one link connecting Reddit to DreamBank. However, the link reached the main page of DreamBank, which does not allow scraping dream reports. As shown by example codes (e.g., here<sup>4</sup>), the main solution to acquire dream reports from DreamBank is to iteratively sample them via the `random sample` page, which requires actively entering specific settings — such as series or number of words — to print out a set of reports. In other words, it seems quite unlikely that a consistent part of the test data for this work was in fact also included in the training data for GPT-2. Second, the language of tested items was limited to English. Third, the adopted dream report dataset, DreamBank, is not fully transparent about the extent to which the reports were manipulated. The extended amount of grammatical errors and unformal structures/forms found upon a manual inspection of a (limited) set of reports suggested that the data went through a very limited manipulation, but this can not be widely confirmed. Future

---

<sup>4</sup><https://github.com/mattbierner/DreamScrape>

work will have to investigate how strongly these findings can be generalised to other languages and dream reports datasets, as well as provide a more detailed explanation of what might make a report more complex to predict for a current LLM like GPT-2, taking more into consideration semantic content and syntactic structures.

## 7 Conclusion

This work proposed adopting large language models (LLM) to test the hypothesis that dream reports are, a priori rather unique strings of texts, and are hence difficult to model and predict for current NLP tools trained on large non-dream corpora scraped from the web. Using perplexity as an uncertainty measure, and GPT-2 as a model, the work has shown that, taken as a whole, predicting and modelling DreamBank is not harder than doing the same with Wikipedia. Furthermore, when considered separately, dream reports are on average significantly easier to model compared to single Wikipedia articles. The study then presented a detailed analysis of how reports' length and other macro-factors of DreamBank's reports shape how easy it is for the selected model to predict a report.

## Acknowledgements

This research was supported by the EU Horizon 2020 project HumanE-AI (grant no. 952026). I would like to thank Adriana Michalak for her comments on a previous draft of the work.

## References

- Edgar Altszyler, Sidarta Ribeiro, Mariano Sigman, and Diego Fernández Slezak. 2017. [The interpretation of dream meaning: Resolving ambiguity using latent semantic analysis in a small corpus of text](#). *Consciousness and Cognition*, 56:178–187.
- Lorenzo Bertolini, Valentina Elce, Adriana Michalak, Giulio Bernardi, and Julie Weeds. 2023. [Automatic scoring of dream reports' emotional content with large language models](#).
- Mark Blagrove, Laura Farmer, and Elvira Williams. 2004. [The relationship of nightmare frequency and nightmare distress to well-being](#). *Journal of Sleep Research*, 13(2):129–136.



- Kelly Bulkeley and Mark Graves. 2018. [Using the LIWC program to study dreams](#). *Dreaming*, 28(1):43–58.
- Davide Colla, Matteo Delsanto, Marco Agosto, Benedetto Vitiello, and Daniele P. Radicioni. 2022. [Semantic coherence markers: The contribution of perplexity metrics](#). *Artificial Intelligence in Medicine*, 134:102393.
- Corinna Cortes and Vladimir Vapnik. 1995. Support-vector networks. *Machine learning*, 20(3):273–297.
- G William Domhoff. 2017. *The emergence of dreaming: Mind-wandering, embodied simulation, and the default network*. Oxford University Press.
- G. William Domhoff and Adam Schneider. 2008. [Studying dream content using the archive and search engine on DreamBank.net](#). *Consciousness and Cognition*, 17(4):1238–1247.
- Valentina Elce, Giacomo Handjaras, and Giulio Bernardi. 2021. [The language of dreams: Application of linguistics-based approaches for the automated analysis of dream experiences](#). *Clocks & Sleep*, 3(3):495–514.
- Calvin S. Hall and Robert L. Van De Castle. 1966. *The Content Analysis of Dreams*. Appleton-Century-Crofts.
- P Hauri. 1975. Categorization of sleep mental activity for psychophysiological studies. *The experimental study of sleep: Methodological problems*, pages 271–281.
- S. Holm. 1979. A simple sequentially rejective multiple test procedure. *Scandinavian Journal of Statistics*, 6:65–70.
- Craig S. Hurovitz, Sarah Dunn, G. William Domhoff, and Harry Fiss. 1999. The dreams of blind men and women: A replication and extension of previous findings. *Dreaming*, 9:183–193.
- Chip Huyen. 2019. Evaluation metrics for language modeling. *The Gradient*.
- Tracey L. Kahan and Stephen P. LaBerge. 2011. [Dreaming and waking: Similarities and differences revisited](#). *Consciousness and Cognition*, 20(3):494–514.
- Donald D Kirtley. 1975. *The psychology of blindness*. Nelson-Hall.
- Thomas K. Landauer and Susan T. Dumais. 1997. A solution to plato’s problem: The latent semantic analysis theory of acquisition, induction, and representation of knowledge. *Psychological Review*, 104:211–240.
- Remington Mallett, Claudia Picard-Deland, Wilfred Pigeon, Madeline Wary, Alam Grewal, Mark Blagrove, and Michelle Carr. 2021. [The relationship between dreams and subsequent morning mood using self-reports and text analysis](#). *Affective Science*, 3(2):400–405.
- Jonas Mathes and Michael Schredl. 2013. Gender differences in dream content: Are they related to personality? *International Journal of Dream Research*, 6:104–109.
- Patrick McNamara, Kelly Duffy-Deno, Tom Marsh, and Thomas Marsh. 2019. [Dream content analysis using artificial intelligence](#). *International Journal of Dream Research*, Vol 12:No 1 (April 2019).
- Amani Meaidi, Poul Jennum, Maurice Ptito, and Ron Kupers. 2014. [The sensory construction of dreams and nightmare frequency in congenitally blind and late blind individuals](#). *Sleep Medicine*, 15(5):586–595.
- Clara Meister and Ryan Cotterell. 2021. [Language model evaluation beyond perplexity](#). In *Proceedings of the 59th Annual Meeting of the Association for Computational Linguistics and the 11th International Joint Conference on Natural Language Processing (Volume 1: Long Papers)*, pages 5328–5339, Online. Association for Computational Linguistics.
- Stephen Merity, Caiming Xiong, James Bradbury, and Richard Socher. 2017. [Pointer sentinel mixture models](#). In *International Conference on Learning Representations*.
- Tomas Mikolov, Kai Chen, Greg Corrado, and Jeffrey Dean. 2013. [Efficient estimation of word representations in vector space](#).
- David Nadeau, Catherine Sabourin, Joseph De Koninck, Stan Matwin, and Peter D. Turney. 2006. Automatic dream sentiment analysis.

- Proc. of the Workshop on Computational Aesthetics at the Twenty-First National Conf. on Artificial Intelligence.
- Yuval Nir and Giulio Tononi. 2010. [Dreaming and the brain: from phenomenology to neurophysiology](#). *Trends in Cognitive Sciences*, 14(2):88–100.
- James W. Pennebaker, Ryan L. Boyd, Kayla Jordan, and Kate Blackburn. 2015. [The development and psychometric properties of liwc2015](#).
- Alec Radford, Jeff Wu, Rewon Child, David Luan, Dario Amodei, and Ilya Sutskever. 2019. [Language models are unsupervised multitask learners](#).
- Amir H. Razavi, Stan Matwin, Joseph De Koninck, and Ray Reza Amini. 2013. [Dream sentiment analysis using second order soft co-occurrences \(SOSCO\) and time course representations](#). *Journal of Intelligent Information Systems*.
- Camila Sanz, Federico Zamberlan, Earth Erowid, Fire Erowid, and Enzo Tagliazucchi. 2018. [The experience elicited by hallucinogens presents the highest similarity to dreaming within a large database of psychoactive substance reports](#). *Frontiers in Neuroscience*, 12.
- Michael Schredl and Iris Reinhard. 2008. [Gender differences in dream recall: a meta-analysis](#). *Journal of Sleep Research*, 17(2):125–131.
- Michael Schredl. 2010. [Dream content analysis: Basic principles](#).
- Francesca Siclari, Benjamin Baird, Lampros Perogamvros, Giulio Bernardi, Joshua J LaRocque, Brady Riedner, Melanie Boly, Bradley R Postle, and Giulio Tononi. 2017. [The neural correlates of dreaming](#). *Nature Neuroscience*, 20(6):872–878.
- Thomas Wolf, Lysandre Debut, Victor Sanh, Julien Chaumond, Clement Delangue, Anthony Moi, Pierric Cistac, Tim Rault, Remi Louf, Morgan Funtowicz, Joe Davison, Sam Shleifer, Patrick von Platen, Clara Ma, Yacine Jernite, Julien Plu, Canwen Xu, Teven Le Scao, Sylvain Gugger, Mariama Drame, Quentin Lhoest, and Alexander Rush. 2020. [Transformers: State-of-the-art natural language processing](#). In *Proceedings of the 2020 Conference on Empirical Methods in Natural Language Processing: System Demonstrations*, pages 38–45, Online. Association for Computational Linguistics.
- Christina Wong, Reza Amini, and Joseph De Koninck. 2016. [Automatic gender detection of dream reports: A promising approach](#). *Consciousness and Cognition*, 44:20–28.
- Calvin Kai-Ching Yu. 2022. [Automated analysis of dream sentiment—the royal road to dream dynamics?](#) *Dreaming*, 32(1):33–51.
- Xiaofang Zheng and Richard Schweickert. 2021. [Comparing hall van de castle coding and linguistic inquiry and word count using canonical correlation analysis](#). *Dreaming*, 31(3):207–224.
- Xiaofang Zheng and Richard Schweickert. 2023. [Differentiating dreaming and waking reports with automatic text analysis and support vector machines](#). *Consciousness and Cognition*, 107:103439.

## A Year of Collection

<b>DreamBank</b>	<b>Integer Conversion</b>
1897-1918	1907
1912-1965	1938
1939	1939
1940-1998	1969
1940s-1950s	1945
1940s-1950s & 1990s	1960
1946-1950	1948
1948-1949	1948
1949-1964	1956
1949-1997	1973
1957-1959	1958
1960-1997	1978
1960-1999	1979
1962	1962
1963-1965	1964
1963-1967	1965
1964	1964
1968	1968
1970	1970
1970-2008	1989
1971	1971
1980-2002	1991
1985-1997	1991
1990-1999	1994
1990s	1990
1991-1993	1992
1992-1998	1995
1992-1999	1995
1995	1995
1996	1996
1996-1997	1996
1996-1998	1997
1997	1997
1997-1999	1998
1997-2000	1998
1997-2001	1999
1998	1998
1998-2000	1999
1999-	2010
1999-2000	1999
1999-2001	2000
2000	2000
2000-2001	2000
2001-2003	2002
2003-2004	2003
2003-2005	2004
2003-2006	2004
2004	2004
2007-2010	2008
2009	2009
2010-2011	2010
?	NaN
late 1990s	1998
mid-1980s	1985
mid-1990s	1995

Table 1: Conversion table for DreamBank's year of collection variable.