

# What's next? Forecasting scientific research trends

Dan Ofer<sup>1</sup>, Michal Linial<sup>1</sup>

<sup>1</sup>Department of Biological Chemistry, Institute of Life Sciences, The Hebrew University of Jerusalem, Jerusalem, 91904, Israel

**Keywords:** PubMed, NLP, MeSH, bibliometrics, time series, machine learning, bibliometrics, Citation analysis

## Abstract

Scientific research trends and interests evolve over time. The ability to identify and forecast these trends is vital for educational institutions, practitioners, investors, and funding organizations. In this study, we predict future trends in scientific publications using heterogeneous public sources, including historical publications from PubMed, research and review articles, and patents. We demonstrate that scientific trends can be predicted five years in advance, with preceding publications and future patents serving as leading indicators for emerging scientific topics. We found that the ratio of reviews to original research articles is an informative feature for identifying increasing or declining topics, with declining topics having an excess of reviews. We find that language models provide improved insights and predictions into topic temporal dynamics. Our findings suggest that similar dynamics apply to molecular, technological, and conceptual topics across biomedical research.

## Introduction

The progress of science relies on the discovery and dissemination of new knowledge through scientific publications. The ability to forecast future research trends is important for both researchers and organizations, as it can provide guidelines for directing scientific efforts. The importance of predicting trends over time for scientific topics is of utmost importance for funding agencies, the planning of new research centers, and more. In academia, and especially in experimental fields such as life science, it has a direct impact on faculty recruitment, advanced class curriculum, scientific meetings, developing careers, and revisiting university structures.

The number of scientific papers published has been accelerating for at least 4 decades, and citation and annotation behaviors have changed with it (Bornmann and Mutz 2015). Changes might be attributed to the increase in publications, better automated data, and the establishment of a keyword annotation scheme (e.g., the Medical Subject Headings system, MeSH (Mao and Lu 2017)). Other changes within the last four decades include the expansion of open access policies, increased research originating in industry, and the ongoing increase in the total number of researchers and expected research output in many fields. While presenting the current state can be based on a historical view, the problem of predicting future trends remains challenging (Ofer et al. 2021; Salganik 2023).

Some fields, such as methods in computer science and biotechnology have fast dynamics due to a few impactful technological breakthroughs (e.g., machine learning, Crispr gene editing) (Chu and Evans 2021). In other domains, such as medicine, topics are often less dynamic over time (e.g., cancer). Popularity is also

influenced by social factors and bias (Klein and Stern 2009). Statistical machine learning models are commonly used in attempting to forecast future events and trends (Cohen et al. 2021; Spiliotis et al. 2022).

Traditionally, most of the published research on scientific trend behavior focused on descriptive analyses of past trends, or citation networks (Abelson 1964; Effendy and Yap 2017). Such studies aimed to detect existing trends, such as defining topics with increasing popularity. Alternatively, predictive or prescriptive analytics approaches aim to predict future behaviors in order to answer questions such as "which topics will become more (or less) popular?", or "what can make a topic popular?" (Mazov et al. 2020; Savov et al. 2020; Serrano Najera et al. 2021). In this study, we aim to make predictions about the future behavior of scientific topics.

Only a limited number of studies have investigated time-series data for forecasting future topic citations. Studies analyzed the absolute quantity of citations for a specific paper, rather than topic trends across many papers (Van Noorden 2013). Other studies focused mainly on narrow domains (e.g., only predicting for domain-specific conferences (Abuhay et al. 2018; Nezhad et al. 2022). Tattershall et al. looked at binary trends within 5 years in computer science terms (Tattershall et al. 2020). Other studies analyzed the relationships between patents and original papers (Griffin et al. 2010; Park et al. 2023) suggesting that these types of publications carry mutual information.

Our goal is to predict the future popularity of diverse scientific topics, with an emphasis on life science and biomedical domains. We developed a methodology that accounts for the acceleration in the overall number of publications. We discuss novel exogenous factors, such as patents and per-domain publication literature trends, that can indicate if a field's popularity is increasing or decreasing. We show strong predictive results when predicting 5 years into the future and discuss insights and the potential impact of such predictions.

## **Methods**

### **Data compilation**

We constructed a diverse list of topics focused mostly on life science. We included neuroanatomical regions, experimental methods, and emerging biomedical technology. We included domain-expert selections for science, technology, and engineering research topics. For example, ultrasound was selected as a broad technology with an emerging use in broad medical diagnostics. Topics such as opioids had clear past historical and funding trends. Other topics were derived from Wikipedia's biomedical "emerging technologies" page. All together, we present 127 topics.

### **Normalized publication measurements**

The total quantity of publications and citations is increasing over time. For example, the Medline database recorded 274K citations in 1979, but 774K in 2021 (based on Bibliographic Services Division (BSD) at the NIH ([www.nlm.nih.gov/bsd/medline\\_cit\\_counts\\_yr\\_pub.html](http://www.nlm.nih.gov/bsd/medline_cit_counts_yr_pub.html))). This necessitates methods that consider inflation and overcome naive comparisons. We adapted a solution by which any given topic is determined by using per-year normalized citation frequency. This normalized citation frequency is referred to as "popularity". Specifically, instead of the absolute quantities (e.g., number of citations in a year), we use the normalized fraction of citations a paper receives, out of the total number of citations in PubMed each year. Historical topic popularity was extracted from PubMed using PubMed By Year (<https://esperr.github.io/pubmed-by-year>).

Search queries are parsed by NCBI's automatic term mapping algorithm, allowing for automatic term and acronym expansion. For each topic, we calculated the relative fraction of its popularity score due to review

articles, and non-review (i.e., original research publication). An absolute quantity of citations (rather than the per year citation-normalized frequency) per topic was estimated as a feature, by multiplying the normalized frequency by the number of Medline publications that year. The total fraction of US publications out of all Medline publications was added (extracted from [www.nlm.nih.gov/bsd/medline\\_cit\\_counts\\_yr\\_pub.html](http://www.nlm.nih.gov/bsd/medline_cit_counts_yr_pub.html)). The number of patents per topic, per year was acquired using the USPTO PatentsView database from the U.S. Patent and Trademark Office ([patentsview.org/download](http://patentsview.org/download)) along with the topic's patents relative fraction out of all patents that year.

The first occurrence date of each topic (starting from 1946) was included, as was the first “valid” date (defined as an occurrence with at least 4 previous occurrences in the preceding 5 years), and the time elapsed between those dates, as well as from the prediction date. Details are provided in **Table S1** and our open code repository <https://github.com/ddofer/Trends>.

### **Statistical modeling:**

Features were derived from the above inputs, with a forecast horizon of 5 years (i.e., all time-dependent features were from at least 5 years before the target time of prediction), and the target is popularity 5 years in the future. Additional derived candidate features were explored using the SparkBeyond autoML framework (as used in (Cohen et al. 2021; Ofer and Linial 2022)) and included different lags, and lagged interaction features (e.g., the difference, and ratio of review to research papers for a topic), aggregated time-window based features (e.g., the historical average popularity between 5 and 10 years beforehand) as well as differencing and similar transformations of each input time-series variable.

Machine learning regression models were trained on the data using the Catboost (Dorogush et al. 2018) and Scikit-learn libraries (Pedregosa et al. 2011), with default hyperparameters. Pretrained deep language models used the sentence-transformers package (Reimers and Gurevych 2019).

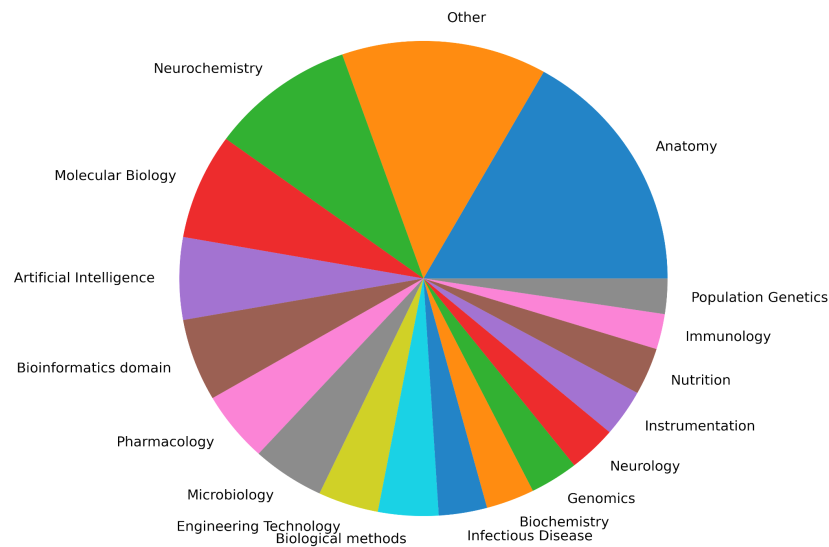
As the last 4 decades better represent modern trends in scientific research, we limited the training data to the years 1979-2019. These years cover the historical USPTO PatentsView database. We do use prior historical data when generating features, and retrospective analyses. For modeling, we defined for each topic the relevant starting point. This applies for the first year in which it had citations in at least 4 of the past 5 years, and at least 5 valid occurrences, post 1978. This threshold was used to overcome observed errors in PubMed, with some topics appearing (i.e., being cited) just a few times over decades, apparently due to erroneous annotations. Model performance was evaluated using step-forward temporal cross validation as implemented in scikit-learn, over all topic time-series simultaneously.

Test-set was defined using scikit-learn's temporal cross-validation protocol, with 30 splits. Linear model is a scikit-learn RidgeRegressionCV linear model. Boosting Tree is a Catboost regression tree model with default parameters, and additional target encoding of the topic as a categorical feature. Tree and embedding augmented is the Catboost model with embeddings of the topic names as additional input features, extracted using the deep learning all-MiniLM-L12-v2 model (Wang et al. 2020).

## **Results**

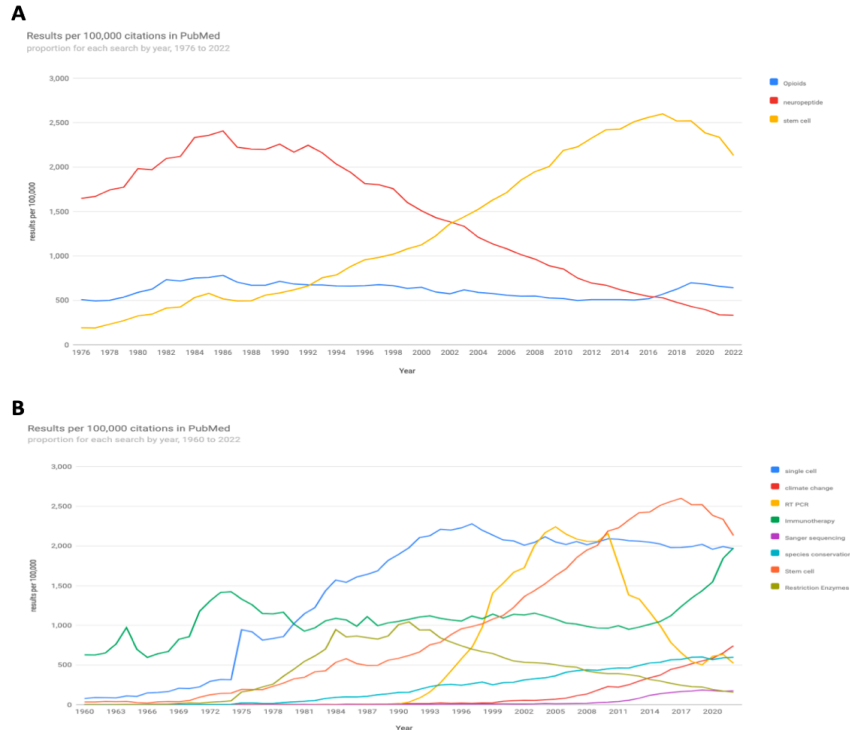
### **The dynamics of scientific terms popularity levels**

**Fig. 1** presents an overview of 127 representative topics and their breakdown into broad themes. Detailed information on the topics and their associated fields is available in Supplemental **Table S1**. Obviously, this list is not exhaustive, although the collection of topics is diverse and representative of a wide range of emerging and established scientific topics.



**Figure 1.** Topics by domain - Overview of the 127 topics clustered by their association with high level field domain. A full list is available in Supplementary Table S2.

A sample of topics and their trend over time are illustrated in **Fig. 2A**. We follow the topic popularity (see Methods) in the past 45 years and show that topics gain, lose and sometimes regain popularity over time. For example, while the popularity of *opioids* is quite stable, the difference along the years for the topic *stem cell* and *neuropeptides* show very different levels of popularity and dynamics (**Fig. 2**). There was a clear change in popularity in 1990 and 2010 for *neuropeptides* and *stem cells*, respectively.



**Figure 2** - Different levels of popularity in PubMed for indicated topics. The popularity of each topic is normalized per 100,000 citations out of all citations that year. **(A)** Sample of topics in the years 1976 to 2022. **(B)** Changes in the levels of popularity as extracted from PubMed covering years 1960 to 2022. Source: PubMed by year (see Methods).

**Fig. 2B** shows the dynamics for 62 years (1960 to 2022). Some topics display complex dynamics. For example, *RT-PCR* that was only introduced in the early 1990's, exhibits a sharp increase in popularity within 5 years (2005-2010) and a similar sharp decline that only stabilized in recent years. On the other hand, topics like *species conservation* and *climate change* monotonically increased in popularity, albeit only after two decades for the latter. The topic *single cell* shows doubling in popularity that occurred in 1974, increasing popularity for two decades and then remaining high but stable for the last 25 years.

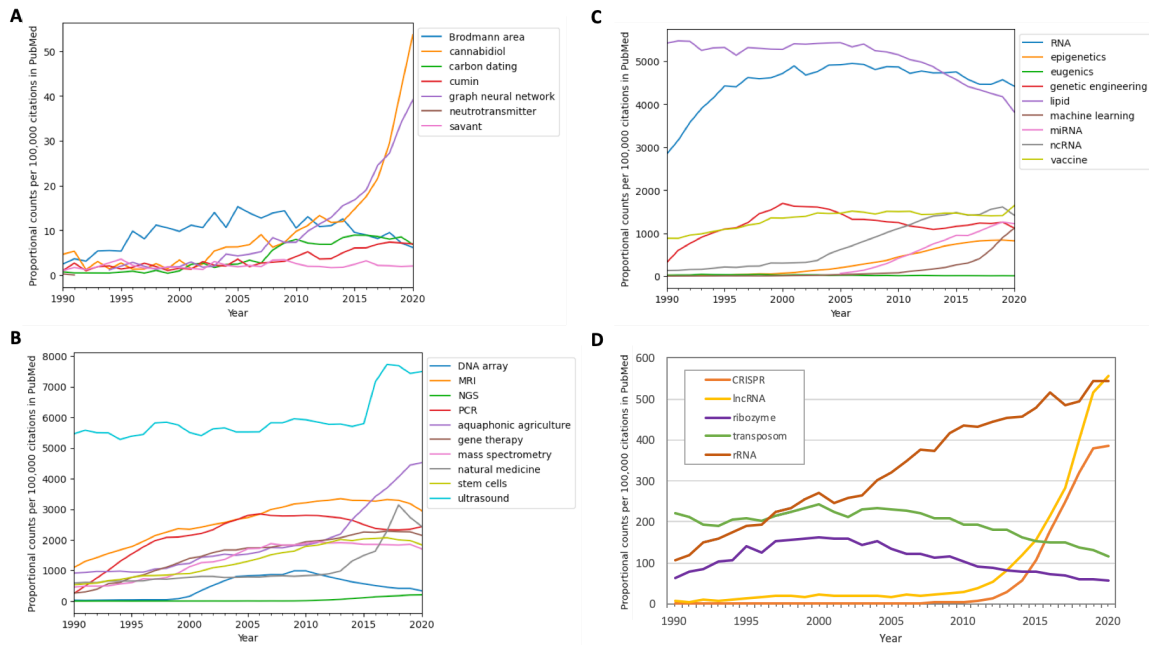
### Correlations with the popularity of scientific topics

Since topics' popularity includes reviews, the popularity of just review articles on a topic is significantly correlated with its overall popularity. Specifically, the total popularity of all publications (combining review and non-review articles) in that same year shows a high Pearson correlation coefficient ( $r=0.87$ ), and 5 years before ( $r=0.85$ ), as is expected. We list the ratios of review articles to research works overall (Supplementary **Table S1**) and note that it varies greatly by topics and the ongoing dynamics of a topic's popularity. Overall, a popular topic will have a higher fraction of reviews, while a rapidly growing topic may have fewer review articles relative to original research works. We conclude that the relation between the feature and its trend (i.e., changes in its popularity in the future) is different from the static popularity at the same point in time.

We further anticipated that patents are reflecting the popularity of the topic. Indeed, the overall popularity is correlated with the number of patents in that year with Pearson rank correlation ( $r=0.37$ ), and 5 years before ( $r=0.40$ ). This suggests that patents may be a leading indicator for scientific publication trends, with patents preceding "valuable" research.

We observe that topics' popularity over time is highly correlated with their own past values. A topic's popularity value and its value from 5 years beforehand is strongly correlated ( $r=0.953$ ,  $R^2=0.969$ ).

**Fig. 3** displays a diverse set of topics that we analyzed within a narrower timeframe (1990-2020). We show that popularity can change sharply with 4-5 fold increases within 5 years (e.g., *cannabidiol*, **Fig. 3A**). Many such cases represent breakouts for topics with relatively low (<50 per 100K normalized citations) previous popularity. Popular topics may also exhibit high growth and stable citation for decades (e.g., 8000 for *ultrasound*, **Fig. 3B**). Classical topics like *vaccines*, *lipids* display a rather stable dynamics for decades (**Fig. 3C**). The gradual drop in lipids popularity (from 5.5% to 4%) is likely due to the emergence of new concepts at recent years (e.g., *machine learning*). We emphasize that some topics are quite general (e.g. DNA, RNA) and represent many subtopics that often exhibit distinctive popularity dynamics. We illustrate it by partition of the term *RNA* with respect to more specific related subtopics (**Fig. 3D**). While the general topic of RNA shows a stable trend (**Fig. 3C**), when seeking CRISPR (based on gRNA) and long noncoding RNA (lncRNA), there is a 10-fold increase in popularity within 10 years while maximal popularity for transposon and ribozymes was associated with year 2000. A 5-fold monotonic increase in rRNA (**Fig. 1D**). reflects the evolution of the microbiome and metagenomics fields in which rRNA is used for microbial species identification. All these informative changes are deemed by considering RNA as a general term.



**Figure 3.** Examples from the dataset, showing different levels of popularity and dynamics over three decades (1990-2020) for selected representative topics. A-D cover a wide range in popularity level from 50 to 8000 per 100,000 citations in PubMed. (D) Focusing on subtopics in the molecular aspects of RNAs. Source: PubMed by year (see Methods).

### Natural language as a clue to topics' dynamics

As shown (**Fig. 3**), the topics we discuss cover not just different scientific domains but also vary in how general or specific they are, as well as representing different concepts. Specifically, there are topics that concern methods (e.g., NGS (next generation sequencing), PCR (polymerase chain reaction)) while others cover biological fields that are defined precisely such as anatomical regions. We expect different fields and entities to show different behaviors and temporal dynamics. Furthermore, topics greatly vary by the size and nature of their community, e.g., applied medical clinicians versus ethical research. We would like to incorporate relevant information into our models, to help them learn latent dynamics. For example, we anticipate that technological methods might be made obsolete or replaced by other techniques (e.g., the methodologies for transgenic mice or creating cell lines). Nevertheless, terms for well-defined anatomical entities such as the *Hippocampus* are unlikely to be superseded, even if interest in them varies, and the topic will remain despite being subjected to new research technology. For example, fMRI (Functional magnetic resonance imaging), is a leading technology associated with neuroscience and cognitive psychology that exhibits a massive growth in popularity thanks to its allowing psychology experiments with live subjects in real time. But a topic such as genetic engineering will most likely not match the dynamic of eugenics. The latter term has a negative historical context and thus is not expected to correlate well with genetic engineering, despite their shared roots and semantic similarity.

We used a pretrained deep learning language model, all-MiniLM-L12-v2 (Wang et al. 2020) to extract a quantitative representation (embeddings) for each of our preselected topics, using the name of the topic as input, and used this embedding as an additional input feature for the models (see *Tree & embedding augmented Table 1*). The language model was trained in advance on a general corpus of text, and we do not

fine-tune it. Such representations have been shown to efficiently represent information (Brandes et al. 2022).

**Table 1** shows the model forecasting performance. We show that the combined tree and embedding models have improved the explained variance ( $R^2$ ) scores and overall results. All results reported for the test set (see Methods). Lag baseline is the last valid value of the target, or the transformed target, from 5 years beforehand in a single feature linear model.

### Predictive model results

Machine learning models were trained on different targets: (i) The popularity of each topic in 5 years ( $\hat{Y}$ ), and (ii) the percent change in a topic's popularity in 5 years relative to the present ( $\Delta\hat{Y}$ ). The latter target is a more challenging one that also implicitly neutralizes the naïve lagging baseline, and reduces the bias due to differing mean levels of popularity between topics. We found that non-linear boosting tree models gave the best results (**Table 1**). Our models outperform the historical lag baseline, which presents a proxy for human guesses.

**Table 1** - Model results for 5-years forecasting

Target	Model	$R^2$	Mean absolute error	Median absolute error	RMSE (Root mean square error)
$\hat{Y}$ - popularity	Lag baseline	0.973	113.80	44.37	229.12
	Linear model	0.974	101.19	45.11	214.82
	Boosting Tree (Catboost)	0.981	75.58	26.32	183.673
	Tree & embedding augmented	<b>0.991</b>	<b>58.53</b>	<b>23.22</b>	<b>132.30</b>
$\Delta\hat{Y}$ - % change in popularity	Lag baseline	0.004	115.42	83.38	289.98
	Linear model	0.03	114.83	66.19	286.22
	Boosting Tree (Catboost)	0.306	60.56	18.47	241.96
	Tree & embedding augmented	<b>0.447</b>	<b>48.29</b>	<b>15.11</b>	<b>216.04</b>

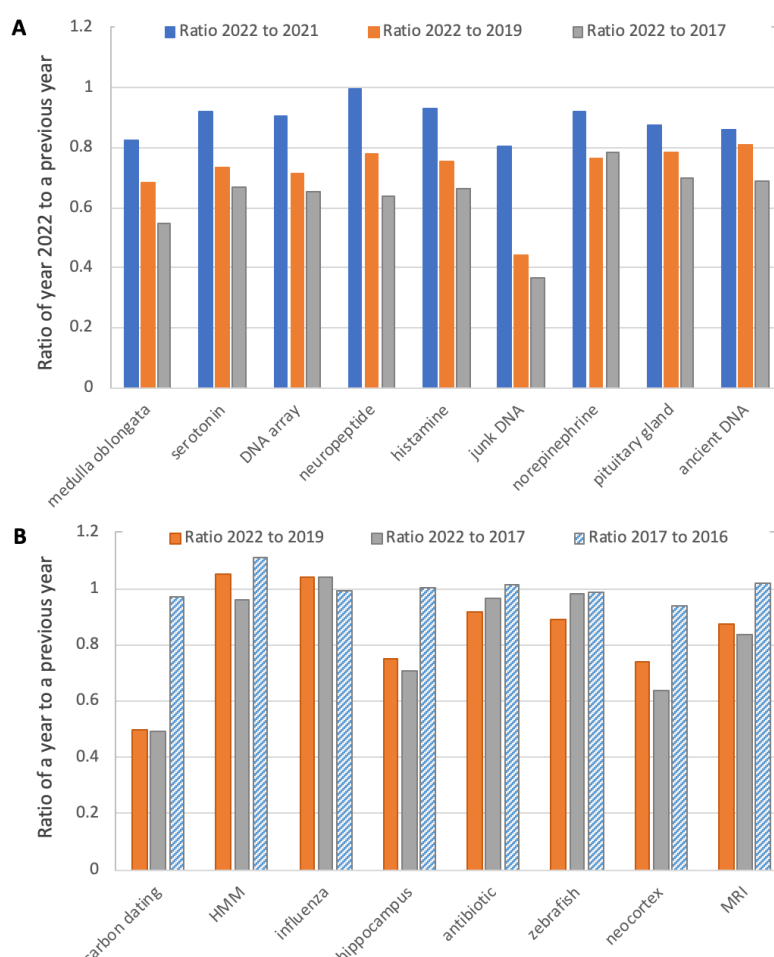
### Predicting the rise and fall in topics popularity

We limited the training data up to 2019, partially due to the extreme societal changes and publication biases in the past 2 years during the COVID-19 epidemic (Ahmad et al. 2021). Nevertheless, we examined the model predictions for the present time, i.e., the per-topic model predictions for 2022, using 2017 data.

**Table 2** provides a sample of topics predicted to have the greatest, relative ( $\Delta\hat{Y}$ ) change, selected from the models' top results. Model predictions for 2022 were sorted by highest absolute predicted change relative to 2017 popularity, then selected. We list topics that had declining popularity before 2017 and predicted to continue to decline for 2022. An example of an erroneous model prediction is influenza, likely due to the 2020 COVID-19 epidemic knock-on effects. We further show several topics with an inverse directionality. These are other topics that were increasing in popularity in 2017 relative to their popularity level in 2016, and we predicted decline in 2022, or that were predicted to show the opposite change trend. Namely, decreased popularity in 2017 relative to 2016, but that nevertheless, we predict their trend to reverse.

**Table 2.** Selected predictions for 2022 with information limited to the year 2017

a) Predicted to be more popular in 2022	miRNA, drug repurposing, nanopore, carbon nanotubes, synthetic biology, metabolome, mononucleosis, illumina, NGS, connectome, lithium, cannabidiol, natural medicine, graph neural network, biosimilar, cumin, lncRNA, CRISPR, machine learning
b) Predicted to be less popular in 2022	medulla oblongata, serotonin, DNA array, norepinephrine, neuropeptide, histamine, influenza, junk DNA, pituitary gland, ancient DNA, hypothalamus, somatosensory cortex, acetylcholine, cocaine, ribozyme
c) Predicted to reverse direction by 2022	eugenics, cerebellum, mononucleosis, hippocampus, MRI, antibiotic, norepinephrine, ancient viruses, zebra fish, neocortex, carbon nanotubes, carbon dating, HMM, savant



**Figure 4.** Actual changes in popularity for 2022 based on PubMed. **(A)** 2022 Predictions for a decline in popularity with the trend of 1-year, 3-year and 5-year. The topics are representatives from Table 2b. **(B)** Predictions for 2022 that do not agree with the previous year's trend. The change in popularity for 3-years, 5-years and the 2017 to 2016 (stripped bar) are show. The topics are representatives from Table 2C.



Manual analysis showed a majority of predictions to be correct, at the least at the binary trend level (increasing or decreasing) with examples such as cumin, graph neural networks (**Table 2**). We included cases where the trend for a topic (increasing or decreasing popularity) is predicted to reverse, as was indeed the observed case (e.g. MRI, antibiotics). The 48 topics in Table 2 covers 37% of all studied topics. They are sorted by the success order of the predictive model.

### **Publications lag behind patents: CRISPR as a case study**

An important concept in forecasting are leading indicators, exogenous variables which provide predictive, potentially causal information about targets of interest. Often in experimental science such as in biology, the discovery of the microscope that established of the germ theory preceded a vast increase in biological and medical research. Similar lag can be attribute to the discovery of DNA structure that led to the evolution of molecular biology technologies (RT-PCR, CRISPR, NGS).

Patents are an intriguing candidate for predicting similar turning points in scientific research (Griffin et al. 2010). Commercially relevant works are advised to obtain defensive patents prior to publication. In this case, patents most likely should precede publications. We examine the CRISPR-CAS9 gene editing technology as a case study (Sander and Joung 2014). We observe from the data that the number of patents in earlier years is a strong, leading indicator, and better predicts research papers than the number of patents in that same year (Supplementary **Table S3**). Recall that typically, temporal distance reduces the correlation between variables. The correlation between the number of CRISPR publications and patents filed the same year is by Pearson correlation  $r=0.93$ , while the correlation with patents filed 1 year before is  $r=0.98$ . Using patent values from 1 year into the future gives an even lower correlation with popularity ( $r = 0.88$ ).

## **Discussion**

While bibliometric publication trend statistics are not a perfect approximation for scientific research, they can provide valuable insights into trends in a field and help researchers and investors make informed predictions about the future direction of research. It is possible to identify emerging trends in a field and to predict to some extent how trends may evolve over time. With respect to the known quote from Niels Bohr (1970) “It is difficult to make predictions, especially about the future”, we aim to predict scientific topics in 5- years to the future. We show that it is possible to outperform the naïve baselines by which what is popular today, will be popular in 5 years. The long-term forecasting in this domain is non-trivial and was thoroughly discussed in the electronic media (Forecasting 2023).

We present a non-exhaustive list of 127 topics representing a wide range of emerging and established scientific and biological topics. We then searched PubMed, using PubMed by year tool (Sperr 2006) and used this data to identify trends in scientific research over decades. We used the data to train forecasting models to predict topics’ popularity 5 years in advance. We show that our models are capable of predicting future trends in existing topics, and outperform the historical (lag) baseline. We experimented with adding the popularity of each topics associated major MeSH term, but found that this addition did not improve the models and it was thus removed from the final model.

Numerous studies also used quantitative approach while analyzing publications and citations per topic with or without the dynamics over the years. Studies used publications to identify hidden connection between topics. A systematic identification of patterns in such large datasets can accelerate innovation and augment

creativity (Hope et al. 2017; Kittur et al. 2019). In tracing the evolution of topics, abstracts were parsed by rhetorical framing (Prabhakaran et al. 2016). They found that topics referred to in results sections tend to decline, while the opposite holds for topics appearing in methods sections. Such findings are in accordance with our study where the abundance of reviews relative to original research articles often precedes stagnating or declining topic popularity.

In this study we found that a relatively high number of reviews correlates with reduced future topic popularity. This could be because review articles are often published (and cited) when a field or a technology is mature. When a field is in its early stages, a lot of new research being published, especially in experimental fields. In other instances, such as the recent COVID-19 global pandemic, the field is so dynamic that the relative number of reviews were suppressed in view of a flood of original publications. It is likely that once a field matures, both conceptual and literature surveys are being presented, and it may stagnate. This is supported by different works on the relative locations, and context of topics in articles. Examples include MRI and fMRI in cognitive and neuroscience research, or deep learning in computer vision (Krizhevsky et al. 2017), language and biology (Devlin et al. 2018; Ofer et al. 2021; Savov et al. 2020).

We also observed that the (normalized) mean popularity of most observed topics increased over time, despite our normalization (see Supplementary **Fig. S2**). We hypothesize this linear trend might be due to improving automated annotation methods resulting in more keywords being annotated over all works and note that it persists even with further attempts at naively detrending the popularity target (not shown), or the percent change target ( $\Delta\hat{y}$ ).

We found that unstructured text embeddings of the topics using just their name provides additional information and the best predictive models out of those tested, likely reflecting the models' added capacity to learn different latent dynamics between different domains (Ofer et al. 2021; Ofer and Linial 2022). However, these results should be viewed with caution, as the underlying language model was trained on data from 2018. While it was not exposed to our tasks, the possibility of future information leaking cannot be discounted, barring a full retrain of the model for every year covered. We leave this as a direction for future research, having established the value of such information to the forecasting task.

The dynamics and value ranges of the topics vary greatly by topic and time, and range over more than 4 orders of magnitude, even after normalization. Despite these dynamic and scale varying targets, our results suggest that scientific publication trends are predictable years in advance using historical data, as well as patents, and in-domain publication trends, such as the number of reviews relative to research articles. We suggest that such methods can be of great benefit for planning critical decisions regarding career development, technological implantation, training and education, as well as for early stage researchers investing in infrastructure and training.

**Acknowledgements:** We thank the members from D. Shahaf and M Linial laboratories for sharing their ideas and valuable discussions. This work was partially supported by the Center for Interdisciplinary Data Science Research (CIDR) at the Hebrew University, Jerusalem.

## References

- Abelson PH (1964) Trends in Scientific Research: Rapid evolution of the frontiers is a hazard for scientists young and old. *Science* 143: 218-223.
- Abuhay TM, Nigatie YG, Kovalchuk SV (2018) Towards predicting trend of scientific research topics using topic modeling. *Procedia Computer Science* 136: 304-310.
- Ahmad T, Murad MA, Baig M, Hui J (2021) Research trends in COVID-19 vaccine: a bibliometric analysis. *Hum Vaccin Immunother* 17: 2367-2372. doi: 10.1080/21645515.2021.1886806

- Bornmann L, Mutz R (2015) Growth rates of modern science: A bibliometric analysis based on the number of publications and cited references. *Journal of the Association for Information Science and Technology* 66: 2215-2222.
- Brandes N, Ofer D, Peleg Y, Rappoport N, Linial M (2022) ProteinBERT: a universal deep-learning model of protein sequence and function. *Bioinformatics* 38: 2102-2110. doi: 10.1093/bioinformatics/btac020
- Chu JSG, Evans JA (2021) Slowed canonical progress in large fields of science. *Proc Natl Acad Sci U S A* 118. doi: 10.1073/pnas.2021636118
- Cohen S, Dagan N, Cohen-Inger N, Ofer D, Rokach L (2021) ICU survival prediction incorporating test-time augmentation to improve the accuracy of ensemble-based models. *IEEE Access* 9: 91584-91592.
- Devlin J, Chang M-W, Lee K, Toutanova K (2018) Bert: Pre-training of deep bidirectional transformers for language understanding. *arXiv preprint arXiv:1810.04805*.
- Dorogush AV, Ershov V, Gulin A (2018) CatBoost: gradient boosting with categorical features support. *arXiv preprint arXiv:1810.11363*.
- Effendy S, Yap RH Analysing trends in computer science research: A preliminary study using the microsoft academic graph *Proceedings of the 26th international conference on world wide web companion 2017*, pp 1245-1250
- Forecasting C (2023) Insights into the accuracy of social scientists' forecasts of societal change. *Nat Hum Behav*. doi: 10.1038/s41562-022-01517-1
- Griffin TD, Boyer SK, Councill IG Annotating patents with Medline MeSH codes via citation mapping *Advances in Computational Biology 2010*. Springer, pp 737-744
- Hope T, Chan J, Kittur A, Shahaf D Accelerating innovation through analogy mining *Proceedings of the 23rd ACM SIGKDD International Conference on Knowledge Discovery and Data Mining 2017*, pp 235-243
- Kittur A, Yu L, Hope T, Chan J, Lifshitz-Assaf H, Gilon K, Ng F, Kraut RE, Shahaf D (2019) Scaling up analogical innovation with crowds and AI. *Proceedings of the National Academy of Sciences* 116: 1870-1877.
- Klein DB, Stern C (2009) Groupthink in academia: Majoritarian departmental politics and the professional pyramid. *The Independent Review* 13: 585-600.
- Krizhevsky A, Sutskever I, Hinton GE (2017) Imagenet classification with deep convolutional neural networks. *Communications of the ACM* 60: 84-90.
- Mao Y, Lu Z (2017) MeSH Now: automatic MeSH indexing at PubMed scale via learning to rank. *J Biomed Semantics* 8: 15. doi: 10.1186/s13326-017-0123-3
- Mazov N, Gureev V, Glinskikh V (2020) The methodological basis of defining research trends and fronts. *Scientific and Technical Information Processing* 47: 221-231.
- Nezhad FG, Osareh F, Ghane MR (2022) Forecasting the Subject Trend of International Library and Information Science Research by 2030 Using the Deep Learning Approach. *International Journal of Information Science & Management* 20.
- Ofer D, Brandes N, Linial M (2021) The language of proteins: NLP, machine learning & protein sequences. *Comput Struct Biotechnol J* 19: 1750-1758. doi: 10.1016/j.csbj.2021.03.022
- Ofer D, Linial M (2022) Inferring microRNA regulation: A proteome perspective. *Frontiers in Molecular Biosciences* 9: 989.
- Park M, Leahey E, Funk RJ (2023) Papers and patents are becoming less disruptive over time. *Nature* 613: 138-144.
- Pedregosa F, Varoquaux G, Gramfort A, Michel V, Thirion B, Grisel O, Blondel M, Prettenhofer P, Weiss R, Dubourg V (2011) Scikit-learn: Machine learning in Python. *the Journal of machine Learning research* 12: 2825-2830.
- Prabhakaran V, Hamilton WL, McFarland D, Jurafsky D Predicting the rise and fall of scientific topics from trends in their rhetorical framing *Proceedings of the 54th Annual Meeting of the Association for Computational Linguistics (Volume 1: Long Papers) 2016*, pp 1170-1180
- Reimers N, Gurevych I (2019) Sentence-bert: Sentence embeddings using siamese bert-networks. *arXiv preprint arXiv:1908.10084*.
- Salganik MJ (2023) Predicting the future of society. *Nat Hum Behav*. doi: 10.1038/s41562-023-01535-7
- Sander JD, Joung JK (2014) CRISPR-Cas systems for editing, regulating and targeting genomes. *Nat Biotechnol* 32: 347-55. doi: 10.1038/nbt.2842

- Savov P, Jatowt A, Nielek R (2020) Identifying breakthrough scientific papers. *Information Processing & Management* 57: 102168.
- Serrano Najera G, Narganes Carlon D, Crowther DJ (2021) TrendyGenes, a computational pipeline for the detection of literature trends in academia and drug discovery. *Sci Rep* 11: 15747. doi: 10.1038/s41598-021-94897-9
- Sperr EV (2006) Libraries and the future of scholarly communication. *Molecular cancer* 5: 1-2.
- Spiliotis E, Assimakopoulos V, Makridakis S, Assimakopoulos V (2022) The M5 Accuracy competition: Results, findings and conclusions. *Int. J. Forecast.*
- Tattershall E, Nenadic G, Stevens RD (2020) Detecting bursty terms in computer science research. *Scientometrics* 122: 681-699.
- Van Noorden R (2013) Formula predicts research papers' future citations. *News, Nature* 3.
- Wang W, Bao H, Huang S, Dong L, Wei F (2020) Minilmv2: Multi-head self-attention relation distillation for compressing pretrained transformers. *arXiv preprint arXiv:2012.15828*.

**Supplemental Tables**

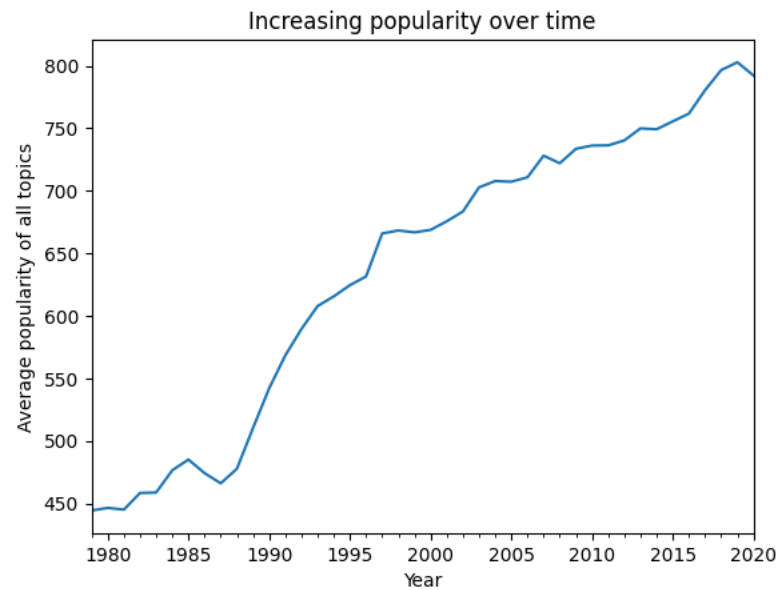
**Table S1.** Topic list along with dynamic information (.xls)

**Table S2.** Topic list by assigned domain (.xls)

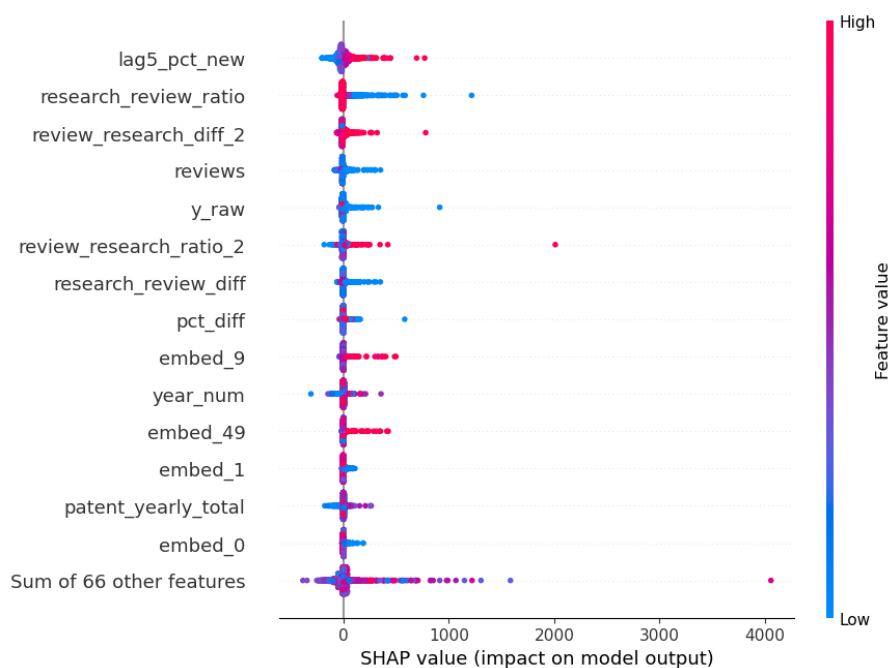
**Table S3.** Crispr patents over time (.xls)

**Supplemental Figures**

**Figures S1-S2.**



**Figure S1.** Change in popularity over time for all discussed topics



**Figure S2** - Feature importance to the tree and text augmented model

The figure shows Shapley Values for the model trained on the percent change target, using the augmented deep learning embedding features. Briefly, Embed\_X features are component vectors of the topic embedding from the deep learning text embedding model. Research\_review\_ratio is the ratio of research to review publications. Review\_research\_diff is the difference (rather than ratio, i.e., reviews-popularity minus research-popularity, for the topic). Lag5\_pct\_new is the percent change in a topic's popularity relative to 5 years before. Pct\_diff is the percent change in a topic's popularity relative to 1 year before. Y\_raw is the undifferenced value of the target. Year\_num is the year (time elapsed) of prediction. Patent\_yearly\_total is the sum total patents released that year, relevant to the topic. Features are explained in detail in the code.