

# Mixer: Image to Multi-Modal Retrieval Learning for Industrial Application

Zida Cheng  
chengzida.czd@alibaba-inc.com  
Alibaba Group  
China

Shuai Xiao\*  
shuai.xsh@alibaba-inc.com  
Alibaba Group  
China

Zhonghua Zhai  
zhaizhonghua.zzh@alibaba-inc.com  
Alibaba Group  
China

Xiaoyi Zeng  
yuanhan@taobao.com  
Alibaba Group  
China

Weilin Huang  
weilin.hwl@alibaba-inc.com  
Alibaba Group  
China

## ABSTRACT

Cross-modal retrieval, where the query is an image and the doc is an item with both image and text description, is ubiquitous in e-commerce platforms and content-sharing social media. However, little research attention has been paid to this important application. This type of retrieval task is challenging due to the facts: 1) domain gap exists between query and doc. 2) multi-modality (i.e. image and text) alignment and fusion. 3) skewed training data and noisy labels collected from user behaviors. 4) huge number of queries and timely responses while the large-scale candidate docs exist. To this end, we propose a novel scalable and efficient image query to multi-modal entity retrieval learning paradigm called *Mixer*, which adaptively integrates multi-modality data, mines skewed and noisy data more efficiently and scalable to high traffic (e.g., thousands of queries per second) with low online serving computational cost. The *Mixer* consists of three key ingredients: First, for query and doc image, a shared encoder network followed by separate transformation networks are utilized to account for their domain gap. Second, in the multi-modal doc, images and text are not equally informative. So we design a concept-aware modality fusion module, which extracts high-level concepts from the text by external attention and then fuses the two modalities with a text-to-image attention mechanism. Lastly, but most importantly, we turn to a new data organization and training paradigm for single-modal to multi-modal retrieval: large-scale fine-grained classification learning which treats single-modal query and multi-modal doc as equivalent samples of certain classes. Besides, the data organization follows a weakly-supervised manner, which can deal with skewed data and noisy labels inherited in the industrial systems. Learning such a large number of categories for real-world multi-modality data is non-trivial and we design a specific learning strategy for it. The proposed *Mixer* achieves SOTA performance on public datasets from industrial retrieval systems.

\*Corresponding Author

Permission to make digital or hard copies of all or part of this work for personal or classroom use is granted without fee provided that copies are not made or distributed for profit or commercial advantage and that copies bear this notice and the full citation on the first page. Copyrights for components of this work owned by others than ACM must be honored. Abstracting with credit is permitted. To copy otherwise, or republish, to post on servers or to redistribute to lists, requires prior specific permission and/or a fee. Request permissions from [permissions@acm.org](mailto:permissions@acm.org).

SIGIR '23, ,

© 2023 Association for Computing Machinery.  
ACM ISBN 978-1-4503-XXXX-X/18/06...\$15.00  
<https://doi.org/XXXXXXX.XXXXXXX>

The code and data used in our experiments will be made publicly available.<sup>1</sup>

## CCS CONCEPTS

• **Information systems** → *Image search; Similarity measures; Content ranking*; • **Computing methodologies** → *Neural networks*.

## KEYWORDS

cross-modal, neural networks, representation learning, information retrieval

## ACM Reference Format:

Zida Cheng, Shuai Xiao, Zhonghua Zhai, Xiaoyi Zeng, and Weilin Huang. 2023. *Mixer: Image to Multi-Modal Retrieval Learning for Industrial Application*. In *Proceedings of Make sure to enter the correct conference title from your rights confirmation email (SIGIR '23)*. ACM, New York, NY, USA, 9 pages. <https://doi.org/XXXXXXX.XXXXXXX>

## 1 INTRODUCTION

Cross-modal retrieval where the query is an image and the doc is text or the query is text and the doc is images have been extensively studied. For example, MS COCO [18] and Flickr [39] dataset which contains both images and text descriptions has been widely used in image caption or sentence ranking tasks [2, 19, 20]. Text-to-image search has been investigated [12, 13, 38] and applied for search engines like Bing's Clickture [38] and Etsy [26]. One type of cross-modal retrieval, where the query is an image and the doc is an entity with both image and textual descriptions, has been less studied in the literature. However, this type of retrieval is valuable and emerging in real-world scenarios in the era of short videos and the rising of Vlogs. For example, in e-commerce search platforms like Amazon and Alibaba, it's convenient for users to take a photo to search for products that they can't describe easily, like drugs or fashion clothes. In content-sharing social media like Instagram and TikTok, the users can upload a picture or short video and the platform can recommend similar pictures and videos which usually contain pictures or short videos plus users' captions and comments. A typical example of the investigated task is shown in Figure 1. Except for single-modal image/video to image/video similarity, the text descriptions can provide complementary information about what the image shows from another viewpoint. For instance, an

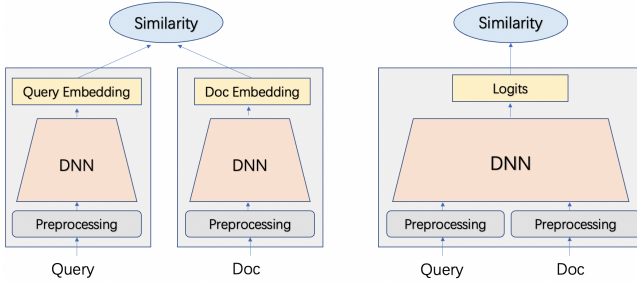
<sup>1</sup>Most Work of this paper is completed in 2021 and this paper was submitted to SIGIR 2023



**Figure 1: In the cross-modal retrieval task, the query is an image and doc is an entity with both image and text.**

image can contain the object for sale and surrounding irrelevant objects, and therefore the text can help differentiate the main object from irrelevant objects. The text can also provide high-level abstraction about the image, which is informative for retrieval.

Previous works for cross-modal retrieval mainly fall into two categories: no interaction between queries and docs and interaction between queries and docs. The two paradigms of learning are given in Figure 2. Non-interaction methods follow a two-tower schema



**Figure 2: Two approaches of learning retrieval model: Non-interaction between the query and docs in the left and interaction between the query and docs in the right.**

where the query and doc are encoded in separate towers. The interaction approaches are devoted to complex dependency between queries and docs to obtain the similarity distance where cross attention between words and image regions are used [2, 9, 20, 22, 25]. For non-interaction methods, the embedding vector of the query only depends on the query input, and the embedding vector of the doc only depends on the doc input. Therefore, the embedding vector of the query and docs can be computed independently after training. The embedding vectors of large-scale docs can be computed beforehand without knowing the query and stored in a fast K-nearest neighbor search engines [1, 17, 36] like Faiss [17] and retrieved efficiently when the embedding vector of the query is available. For interaction methods, however, the representations of the query and doc rely on both the query and doc input. The embedding vectors of docs have to be computed once again when a new query comes, which is computationally costly. In industrial scenarios, the number

of docs usually ranges from 100 million to tens of billions, and the number of queries per second ranges from one thousand to one million. For example, if the number of queries per second is  $M$  (i.e., 1000) and the number of candidate docs is  $N$  (i.e., 1,000,000,000), then  $M \times N$  times of model inference has to be finished within one second, which is impossible under sustainable computational cost. Therefore, real-world industrial retrieval systems usually choose the no-interaction methods where the number of docs is large.

Typical non-interaction methods include binary classification and metric learning. Binary classification-based methods [16, 26] construct positive and negative pairs and then use separated networks to represent the query and docs and compute their similarity probability based on the representation. Representative works including Deep Semantic Similarity Model (DSSM) [16] learn a pairwise classification model by constructing positive and negative pairs from explicit user feedback or manual annotations.

Metric learning-based methods [11, 19, 34] employ triplet loss [31] or variants which construct both positive and negative pairs between queries and docs and push the embedding vector close of positive pairs and far away between negative pairs. Faghri et al. [11] mine hard negative samples within the triplet loss. Previous works mainly focus on applications where the docs are single modality, which is different from our investigated one.

Existing non-interaction cross-modal retrieval approaches are faced with several challenges when applied to large-scale industrial image-to-multi-modal retrieval applications. Firstly, for the multi-modal learning scenario, image-to-text/text-to-image retrieval tasks are primarily different from our image-to-multi-modal task. In our task, the two modalities are not equally informative. The images that appear in both queries and docs provide fine-grained details and the textual descriptions contain high-level abstraction and concepts about docs. Thus, we need to flexibly capture the interaction between docs' images and texts and fuse the heterogeneous modalities adaptively.

A more serious challenge is data collection and organization. Data collected from those real applications to train the models are usually skewed and noisy. For instance, clothes have a larger exposure probability than electronic devices and a small fraction of the clicked items are not the same as the query. Therefore, training data constructed from users' behavior are skewed and the positive pairs are noisy and contain false labels.

Besides, the performance of those methods hugely relies on the number and quality of pairs with an exponentially combinatorial size for large-scale datasets, which leads to a significant increase in the number of training iterations. Especially, hard negative sample mining is important, but particularly difficult and complicated [32].

To tackle the above challenges in one framework, we propose a novel scalable and efficient image query to multi-modal entity retrieval learning paradigm called *Mixer* under the setting of large-scale industrial online retrieval. Firstly, for the query and doc images, a shared encoder network followed by separate transformation networks are utilized to account for their domain gap. Second, to tackle the unequal information of the two modalities on the doc side, we design a concept-aware modality fusion module, which consists of a concept extraction module and a fusion module. In the concept extraction module, we employ external attention to learn important high-level concepts from doc text. In the fusion module,

another attention mechanism from text to image is designed to fuse the two heterogeneous modalities adaptively. Lastly, but most importantly, we turn to a new learning paradigm of multi-modal retrieval for scalable industrial applications. First, we re-organize the data to tackle data skew and noise problems inherited in the industrial systems. The data organization changes to weakly-supervised clustering from traditional users' behavior log. Second, large-scale classification learning with a designed learning strategy is proposed and learns more efficiently by reducing sample comparison. The model treats single-modal query and multi-modal doc as equivalent samples of certain classes (i.e., the number of classes scales up to 100 million categories). Learning such a large number of categories for real-world multi-modality is non-trivial we design specific learning strategies for it. Specifically, curriculum learning is employed as the difficulty of learning increases with the size of categories and training samples as it contains more long-tailed samples and noise. We first train the encoder and category proxies simultaneously on a medium size of data and then scale to a larger size by first fixing the encoder and learning the category proxies. Then the encoder and category proxies are trained in an end-to-end manner after learning category proxies well.

The framework is simple (neat architecture and deployed to inference easily) and scalable both in training samples and large-scale online serving.

In a nutshell, the main contributions of our paper are 1). We solicit a cross-modal retrieval field where the query is an image and the doc is an image and text description which has been less studied and deserves more research attention due to its wide applications in real scenarios. 2). We propose a novel scalable and efficient learning paradigm for this type of cross-modal retrieval in the large-scale application setting. Specifically, we utilize large-scale fine-grained classification which treats single-modal query and multi-modal docs as equivalent samples for large-scale categories and re-organizes the data suitable for industrial scenarios. 3). The proposed method achieves SOTA performances in public data sets from real scenarios and findings are useful for later research.

## 2 RELATED WORKS

The section introduces two research fields, namely cross-modal retrieval and deep metric learning, which are closely related to our work.

### 2.1 Cross-modal Retrieval

Most existing works for cross-modal retrieval focus on the scenarios where the query comes from one modality and the doc from another modality, such as image to text, or text to image [2, 12, 13, 19, 20, 38]. The methods can be categorized into two types: no interaction and complex interaction between queries and docs. No interaction methods include classification-based methods [16, 26] which use two towers to represent queries and docs, and learn a pair-wise classification model by constructing positive and negative pairs. Another line of no interaction methods contains metric learning-based methods [11, 19, 34] which employ triplet loss [31]. Kiros et al. [19] use deep convolutional neural networks to encode images and recurrent neural networks to encode sentences based on triplet loss. Wang et al. [34] use triplet loss plus auxiliary classification loss

which differentiates the image and text. Some large-scale pretraining models also follow the pair-based paradigm [28] and use deep transformer-based networks and large datasets.

Complex interaction methods [2, 9, 20, 21] use attention mechanism and graph matching to model complex interaction between words and image regions. Oscar model [22] is a transformer-based large-scale pretraining model where images and text are fed to a unified transformer. Thus the transformer can learn complex interactions between the query and doc. SGRAF [9] constructs graph treating words and image regions as nodes and learn the interaction by graph propagation and graph attention.

### 2.2 Deep Metric Learning

Metric learning consists of a bunch of methods that define a metric that can learn a representation that discriminates objects. Deep metric learning used in computer vision tasks has made a lot of progress. Firstly, the contrastive approach, including contrastive loss [5], triplet loss [31], quadruplet loss [3], structured loss [27], etc, pulls a pair of samples together if their class labels are the same and push them away otherwise. Triplet loss takes a triplet of anchor, positive and negative as input and makes the anchor-positive distance smaller than the anchor-negative distance. Several issues exist for this approach: 1). A combinatorial explosion on the number of pairs or triplets with large-scale datasets, which leads to a significant increase in the number of training iterations to ensure the model has seen enough negative pairs. 2). Hard negative samples is important and informative for training models, however, hard sample mining is difficult and computationally expensive as the space of pairs is exponential [32]. Margin-based methods, such as Center loss [37], SphereFace [23], CosFace [35], ArcFace [7], etc, pull the features to corresponding class centers and require the angular distance between categories above a margin. SphereFace enforces the class centers far away from each other by introducing margins between categories. CosFace and ArcFace define the margin in the cosine space and angle space separately. Those methods have been demonstrated to work successfully in human face classification. The samples are only pulled to class centers so that the challenge due to the combinatorial explosion of pair samples in contrastive approaches are mitigated. Inspired by this line of research, we propose a class-centered learning paradigm for large-scale online cross-modal retrieval.

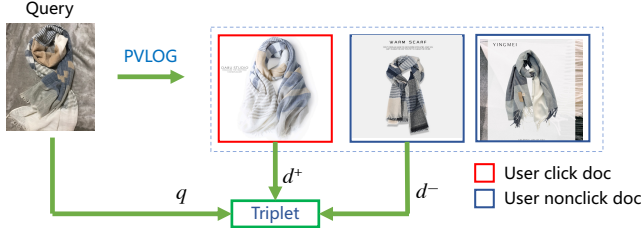
## 3 PROBLEM REVISITED AND SOLUTION

In this section, we'll introduce problems of existing methods for industrial systems and propose a new efficient solution to deal with the existing problems. Then the network architecture and training method of *Mixer* are given.

### 3.1 Industrial Systems and Solution

Industrial retrieval and recommendation systems select the most relevant items to expose to users based on users' queries or interests. Exposure data in this system is naturally skewed as certain items get larger exposure probability than others partially due to the Matthew effect, which is also evidenced in the experimental dataset part. Most existing cross-modal retrieval methods build training data from the system exposure log and therefore suffer from the

skewed data problem: the items that are exposed abundantly are learned better than items that are exposed rarely. Figure 3 shows one typical example of how the training data is constructed. Train-

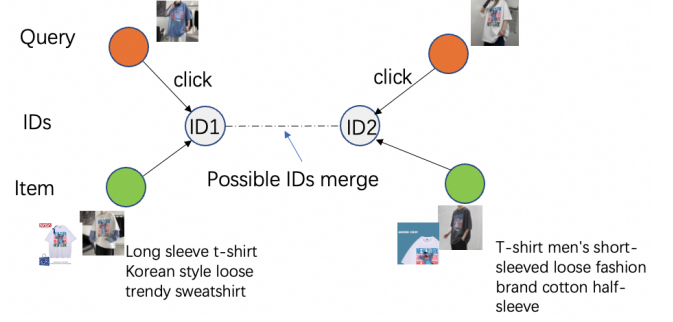


**Figure 3: The industrial system exposure log and traditional training data collection process used for information retrieval. The red box means positive samples and blue box means negative samples.**

ing data is extracted from the system exposure log by composing the query and clicked item as positive pairs, and the query and unclicked items as negative pairs. This pair-based training data collection is subject to the data exposure of industrial systems and therefore suffers from skewed data distribution, prevalent in most retrieval systems. Besides, the pairs usually contain false labels as the users' behaviors have a certain degree of randomness, which causes the clicked positive items may be irrelevant to the query. The number of pairs also grows exponentially with the number of queries and docs number increases, which makes the learning algorithms less efficient. One common technique to deal with a large number of pairs is to mine hard negative samples which leads to high computational cost.

To get rid of the above problems in industrial systems, we propose a new data organization method and learning algorithm for cross-modal retrieval in industrial settings. Instead of composing pairs from users' behavior logs, we define a large number of categories (IDs) in the dataset. Both the single-modal query and multi-modal doc are treated as equivalent samples of certain IDs. On the query side, each query image is seen as one sample. On the doc side, each item image plus text description is seen as one sample. Each sample will be assigned an ID. Then IDs can be merged if their content is the same. Taking product retrieval for an example, Figure 4 shows the query samples and doc samples are merged if a doc in a query is clicked. Unsupervised clustering methods like K-means and DBSCAN [10] can be used to merge IDs based on content similarity, which is useful for e-commerce platforms as different docs may be the same product. In this way, each ID contains query and doc samples that are similar and unexposed docs are also contained in training data, which reduces the negative effect of skewed data exposure. The final number of category IDs is usually large, ranging from 1 million to tens of millions.

Then we propose to use separate networks to encode single-modal query and multi-modal doc, and project single-modal and multi-modal into a unified embedding space by pulling embedding vectors from the same IDs together and pushing embedding vectors far away from different IDs. The embeddings of samples are pulled close to their ID center and far away from different ID centers. This learning schedule greatly reduces embedding pair comparisons as



**Figure 4: The new data organization process using weakly-supervised users' behaviors and unsupervised clustering.**

the number of pairs between samples and ID centers is significantly smaller than the number of pairs between samples used in previous methods. The next section will introduce how to embed queries and docs to deal with the domain gap between them and unequal information in docs' images and text.

### 3.2 Network Architecture

The *Mixer* treats single-modal query and multi-modal doc as equivalent samples of certain classes. The network follows a two-tower style where the query and doc are encoded by separate networks.

The network contains four components: image and text encoders, modality fusion module, transformation module, and ID center proxies, as shown in Figure 5. For encoders, both the query and doc images share parameters of feature extracting network (e.g., ResNet [15] or Swin Transformer [24]). For doc text, it's firstly embedded by BERT [8]. Then we fuse the doc image and doc text by *concept-aware modality fusion* module. Then separate transformation layers (i.e., multi-layer perceptron consisting of fully connected and batch normalization layers) are used to project the embeddings to the final common space, which deals with the domain gap between queries and docs. The details are as follows.

**Concept-aware modality fusion module** This part includes a concept extraction module and a fusion module. The concept extraction module aims to extract high-level concepts from text modality. Then the fusion module fuses the image and text modalities and gets a final doc embedding.

For the concept extraction module, we use the *external attention* technique [14] to extract high-level concepts from the text of the doc. The external attention uses two external memory units ( $M_k$  and  $M_v$ ) as the key and value, which are trainable parameters and independent from specific input. The independent external memory is able to capture the correlation between samples and learn some common concepts in the dataset, e.g. clothes' style and color on the e-commerce platform. The concept extraction module finally outputs a vector for a text sentence, which is named *concept vector*. The detail of concept extraction is summarized in **Algorithm 1**:

For the fusion module, we fuse the image and text modalities from the doc by another attention procedure: K (key) and V (value) are acquired by applying two fully connected layers on the image feature output from the image encoder and we use the *concept vector* c from the text as Q (query). The motivation of this fusion design

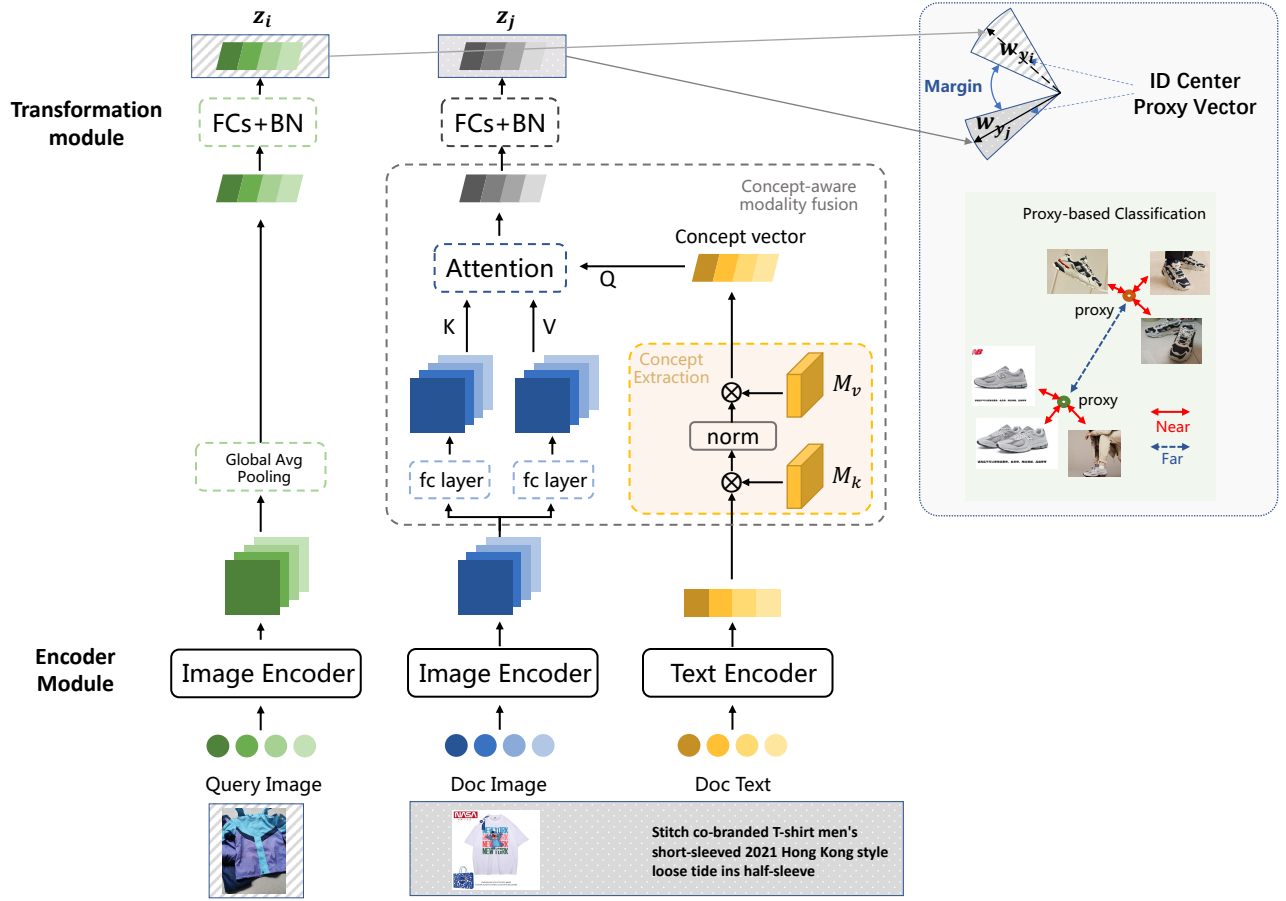


Figure 5: The network architecture of the proposed method *Mixer* which consists of four parts: encoders, modality fusion, transformation and ID center proxies. In doc side, the concept-aware modality fusion module contains a concept extraction module and a fusion module.

---

**Algorithm 1:** Detail of concept extraction module

---

**Input:**  $d$ : the dimension of both input text feature and output concept vector;

$e$ : the number of columns in external key unit;

$\mathbf{t} \in \mathcal{R}^d$ : input text feature from BERT;

$\mathbf{M}_k \in \mathcal{R}^{e \times d}$ : external key unit, a trainable parameter;

$\mathbf{M}_v \in \mathcal{R}^{d \times e}$ : external value unit, a trainable parameter;

- 1 Multiply the input text feature with the external key unit, then get a normalized weight vector by softmax:  
 $\mathbf{w}_c = \text{softmax}(\mathbf{M}_k \mathbf{t}), \mathbf{w}_c \in \mathcal{R}^e$
- 2 Apply the weight vector  $\mathbf{w}_c$  on the external value unit and get the final concept vector:  $\mathbf{c} = \mathbf{M}_v \mathbf{w}_c, \mathbf{c} \in \mathcal{R}^d$ .

**Output:** concept vector  $\mathbf{c}$

---

is to consider the unequal information from two modalities. As image modality conveys detailed information while text conveys high-level abstract information, we use the *concept vector* as  $\mathbf{Q}$  so that it only influences the weight multiplied with  $\mathbf{V}$ .  $\mathbf{K}$  and  $\mathbf{V}$  are from image modality so that images still play the major role. In detail, the image modality input is the image feature output from

the image encoder, with dimension  $h \times h \times n$ , and we reshape it as a matrix with dimension  $h^2 \times n$ . We transform it by fully connected layers on the last dimension and get the  $\mathbf{K}$  and  $\mathbf{V}$ :  $\mathbf{K}_I, \mathbf{V}_I \in \mathcal{R}^{h^2 \times d}$ . Then a standard attention procedure is performed on  $\mathbf{K}_I, \mathbf{V}_I$  and concept vector  $\mathbf{c}$  from text modality, finally we get the fusion result  $\mathbf{f}_d \in \mathcal{R}^d$ . The detail of the fusion module can be summarized in **Algorithm 2**.

The last step on doc side is to convert  $\mathbf{f}_d$  to the common space by the transformation module, we name the final representation of doc as  $\mathbf{z}_d$ .

On the query side, we apply global average pooling on the encoder output and apply the transformation module, finally getting the representation of the query as  $\mathbf{z}_q$ . The final components are proxies: for each category, we set a learnable proxy vector, which can be seen as the center of the category in the representation space. For category ID  $c$ , we denote the proxy as  $\mathbf{w}_c$ . Both the query embedding vector  $\mathbf{z}_q$  and doc vector  $\mathbf{z}_d$  are forced to be close to their category proxy  $\mathbf{w}_c$  and far away from proxies of other categories. The learning details will be given in the next section.



**Algorithm 2:** Detail of fusion module

**Input:**  $d$ : the dimension of fusion result vector ;

$\mathbf{I} \in \mathcal{R}^{h^2 \times n}$  : image feature output from image encoder ;

$\mathbf{c}$ : concept vector from concept extraction module;

**Trainable networks:**  $\mathcal{F}_K, \mathcal{F}_V$  (fully connected layers to generate K and V)

- 1 Get K and V by applying the fully connected layers on the input image feature map:  $\mathbf{K}_I = \mathcal{F}_K(\mathbf{I})$ ;  $\mathbf{V}_I = \mathcal{F}_V(\mathbf{I})$ ;  $\mathbf{K}_I, \mathbf{V}_I \in \mathcal{R}^{h^2 \times d}$
- 2 Use concept vector as Q, multiply it with  $\mathbf{K}_I$  and get the weight vector:  $\mathbf{W}_f = \text{softmax}(\mathbf{K}_I \mathbf{c})$ ,  $\mathbf{W}_f \in \mathcal{R}^{h^2}$
- 3 Apply weight vector on  $\mathbf{V}_I$  and get the fusion result:  $\mathbf{f}_d = \mathbf{V}_I^T \mathbf{W}_f$ ,  $\mathbf{f}_d \in \mathcal{R}^d$

**Output:** fusion result  $\mathbf{f}_d$

### 3.3 Learning Algorithm

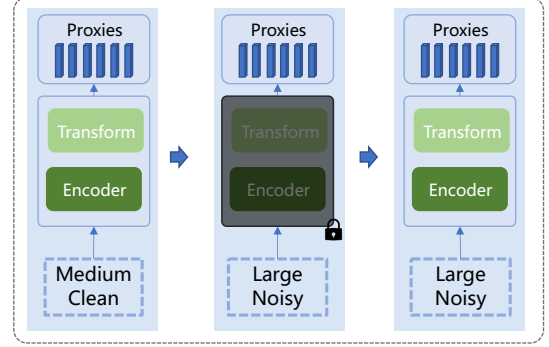
The network parameters of the proposed *Mixer* can be trained in an end-to-end way using weakly-supervised large-scale category data. Inspired by the face recognition works [7], we utilize cosine similarity and margin enforcement in the loss function. For  $i$ -th sample (which can be query sample or doc sample),  $y_i$  is its category ID and  $\mathbf{z}_i$  is its representation vector from the network. We denote the angle between category  $c$ 's proxy vector and  $i$ -th sample's representation vector as  $\theta_{c,i} = \langle \mathbf{w}_c, \mathbf{z}_i \rangle$ . The final loss is:

$$L = -\frac{1}{N} \sum_{i=1}^N \log \frac{\exp\{s \cos(\theta_{y_i,i} + m)\}}{\exp\{s \cos(\theta_{y_i,i} + m)\} + \sum_{c \neq y_i} \exp\{s \cos(\theta_{c,i})\}}, \quad (1)$$

where  $m$  is the margin parameter and  $s$  is a temperature parameter. The loss function pulls the representation vector close to its corresponding category proxy and pushes it far away from proxies of other categories. And the margin parameter further enforces the embedding vectors of samples far away from other category center proxies at least with a margin.

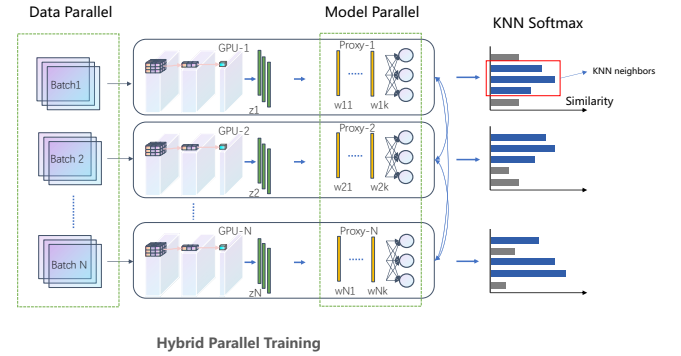
As the number of IDs is very large, the difficulty of training the model also increases due to several facts: 1) the parameters of proxies increase linearly with the number of IDs. 2) the samples of IDs are skewed. Some IDs have more samples (e.g. 100-1000) while some IDs have a few samples (e.g. 3-10). Therefore, we utilized a curriculum learning way to train the model. First, we sample a medium-sized dataset. All components of *Mixer* are trained in an end-to-end manner on the medium-size dataset. Then we freeze the encoders, modality fusion module, and transformation parts and train the proxy vectors on a large dataset. New emerging IDs proxies are randomly initialized. After the proxies are trained enough, all components are trained in an end-to-end way. This learning process is illustrated in Figure 6. It should be noted that the proxies is only used for training. For inference, we only need the encoders and transformation module to get the representation vector and calculate the cosine similarity between queries and docs. So the proxies bring no extra cost for inference.

During training, most parameters storage and computing happen at the final proxies comparison layer. Data-parallel and model-parallel are used to accelerate the training where the data flow process is shown in Figure 7. We adopt the data parallel technique which is commonly used in multi-GPU deep model training, i.e.,



**Figure 6: The curriculum learning process for the proposed method. Network parameters are first trained on medium-size data and finally on large data by fixing encoder and transform modules first and then all parameters relaxed.**

the data is organized as multiple batches and fed into multiple GPUs. The model parallel is used for the proxy parameters. The parameters of proxies can be larger than the memory capacity of one GPU so we need to split the parameters of proxies into multiple GPUs, i.e., model parallel.



**Figure 7: The training techniques.**

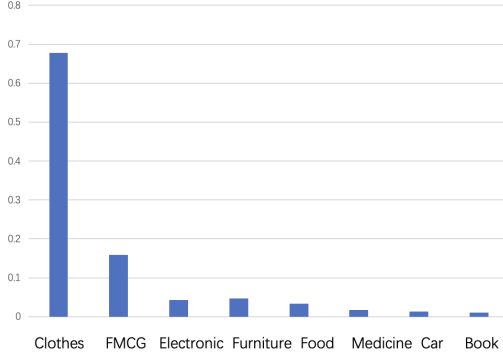
To calculate the final loss function, we need to compute the cosine similarities between samples' embedding vectors and proxies located at different GPUs. A large amount of computation and inter-GPU communication take place here. To reduce the computation and communication cost and speed up training, we use KNN softmax method [33]. For each sample of category  $c$ , only top-K similar proxies to proxy  $\mathbf{w}_c$  are used for loss calculation in Equation 1, as shown in Figure 7. The  $K$  is set to 0.1 of the number of categories. We maintain a IDs proxies similarity matrix using cosine distance between proxies to calculate the top-K similar proxies and the matrix is updated every 1000 training iterations.

## 4 EXPERIMENT

We evaluate our approach on public real application datasets and compare the performance with the state-of-the-art cross-modal retrieval methods. Findings and meaningful discoveries are discussed.

#### 4.1 Dataset

**AliProduct dataset** is a large-scale and fine-grained product dataset collected from Alibaba e-commerce platform [4]<sup>2</sup>. The dataset covers different categories, namely clothes, cosmetics, foods, devices, toys and other fast-moving consumer goods (FMCG). This dataset is skewed. The distribution of exposure is shown in Figure 8. Each product has several images, one title, and also query images which can be linked to products if the products are clicked with the queries. Overall, the training set includes 12 million products with 1.1 billion images and 12 million texts. The validation set has 240 thousand positive and negative pairs of queries and docs. The test set has 1500 new queries and each query have 100 candidates with labels indicating their relationship with queries.



**Figure 8: The distribution of exposure for different categories.**

**Taobao Live dataset** A multimodal dataset named Watch and Buy (WAB)<sup>3</sup> extracted from Alibaba’s Taobao livestreaming platform. During the broadcast, the live streamer will display lots of clothes, which are sold at Taobao. It would be beneficial for customers if the product being displayed by streamers is identified and recommended in time. Keyframes in the videos are annotated and linked to products. For each product, the object in images is annotated and the title text is provided. Totally, 1,042,178 images are annotated. The dataset is split into 70% training, 10% evaluation, and 20% testing samples. This fine-grained clothes fashion identification is challenging in e-commerce scenarios. The clothes have large deformations, occlusions, and similarities in appearance. Besides, domain discrepancies exist between live streaming and shop images.

#### 4.2 Experiment setup

For images in the AliProduct dataset, we use YOLO [30] based detection method to detect the main object of interest, then we crop the region of the main object and finally resize the images to  $224 \times 224$ . For the Taobao Live dataset, we use the given bounding box to crop the images and finally resize them to  $224 \times 224$ ; we clip the product titles with a maximum length of 20, which is adequate for most sentences. For the doc (product) side, we treat each object/box

as an independent entity. We use ResNet50 [15] as image encoders for both query and doc and use BERT [8] to get text embedding of doc. In compared approaches, we use the same feature extraction networks. We use SGD for optimization, with a learning rate of 0.001. The ResNet image encoder is pre-trained by ImageNet dataset [6] and other parts are trained from scratch.

In the concept-aware modality fusion module, we set the dimension of the concept vector and final representation  $d = 256$ . In the external memory mechanism, there are  $e$  rows/columns in  $\mathbf{M}_k/\mathbf{M}_v$ , we set  $e = 16$ . In the classification loss, we set the temperature  $s = 64$  and margin  $m = 0.5$ .

**Compared approaches** We use the same encoder network for all compared approaches on both images and text. This paper focuses on the learning paradigm and multi-modal learning of retrieval so we do not use complicated large-scale pretraining modes like CLIP as baselines. Because CLIP mainly benefits from the deep transformer-based backbone and large dataset but its learning paradigm is simple triplet-loss-style. Some large-scale pretraining methods contain query-doc interaction, which is not applicable to our large-scale industrial setting.

(1). **Deep structured semantic model (DSSM)** [16, 26] computes the inner-product similarity between queries and docs and conducts binary classification. Here the embedding features of query and doc image are extracted with ResNet50. The doc text is embedded using BERT and the embedding of the doc image and text is combined by average pooling.

(2). **Triplet loss** [31] Here the anchor is the query image and the positive instance is the item image plus text that has the same label as queries. The negative instance is the item image plus text that is sampled from distinct labeled items with queries. The embedding of doc image and text is combined by average pooling.

(3). **DSSM-C** [34] uses DSSM plus auxiliary classification loss. We use the coarse-grained category label of the Taobao Live dataset (only 23 categories) and append a fully connected layer to the final layer of encoders to perform classification with simple softmax cross-entropy loss. This setting is used to study the different impacts of coarse-grained classification and large-scale fine-grained classification.

(4). The ensemble of Triplet and DSSM are evaluated by concatenating the embedding from Triplet and DSSM, which is named *Ensemble*.

(5). **CLIP** [29] is a pre-trained two-tower vision-language model trained on large-scale images paired with text collected on the internet. CLIP has powerful “zero-shot” capability but still has a poor generalization to images not covered in its pre-training dataset. The model is data-hungry and computationally cost, where the size of training data is 0.4 billion image and text pairs and the model trains on 256 GPUs for 2 weeks.

(6). **Oscar** [22] uses salient object tags detected in images as anchor points to align with text descriptions. The model is pre-trained on the public corpus of 6.5 million text-image pairs and finetuned on the retrieval task.

(7). **ViLBERT** [25] follows a BERT-based model for learning task-agnostic joint representations of image content and natural language. ViLBERT firstly encodes both visual and textual inputs in separate towers and then interacts through co-attentional transformer layers. This model and Oscar is not feasible for industrial

<sup>2</sup><https://tianchi.aliyun.com/competition/entrance/531884/information>

<sup>3</sup><https://tianchi.aliyun.com/dataset/dataDetail?dataId=75730>

**Table 1: Comparison of image-to-multimodal retrieval on AliProduct dataset in terms of precision and MAP/MRR.**

Approach	Identical@1	Relevance@1	MAP	MRR
<i>DSSM</i>	66.58%	73.46%	0.5283	0.6973
<i>Triplet</i>	68.53%	71.36%	0.5312	0.7015
<i>DSSM-C</i>	66.92%	69.83%	0.5286	0.6989
<i>Ensemble</i>	72.47%	76.25%	0.5562	0.7683
<i>CLIP</i>	71.68%	73.38%	0.5462	0.7425
<i>Oscar</i>	69.03%	71.24%	0.5378	0.7153
<i>ViLBERT</i>	69.61%	71.89%	0.5403	0.7282
<i>Mixer-I</i>	75.82%	74.68%	0.5875	0.7983
<i>Mixer-E</i>	75.61%	77.28%	0.5812	0.7942
<i>Mixer</i>	78.41%	79.82%	0.6075	0.8164

**Table 2: Comparison of image-to-multimodal retrieval on Taobao Live dataset in terms of precision and MAP/MRR.**

Approach	Identical@1	Identical@5	MAP	MRR
<i>DSSM</i>	44.70%	51.48%	0.3338	0.4769
<i>Triplet</i>	46.79%	55.36%	0.3686	0.4831
<i>DSSM-C</i>	41.09%	53.66%	0.3103	0.4597
<i>Ensemble</i>	49.12%	59.49%	0.3959	0.5288
<i>CLIP</i>	47.94%	57.37%	0.3846	0.5192
<i>Oscar</i>	46.89%	55.93%	0.3701	0.4914
<i>ViLBERT</i>	47.02%	56.13%	0.3725	0.5087
<i>Mixer-I</i>	51.16%	66.33%	0.4022	0.5852
<i>Mixer-E</i>	51.01%	66.23%	0.4040	0.5872
<i>Mixer</i>	52.86%	67.48%	0.4148	0.5971

deployment as the embedding of docs can't be computed and docs can't be retrieved through fast similarity search methods.

(8) *Mixer-I* and *Mixer-E* are degraded versions of the proposed model for ablation study. In *Mixer-I*, only the image is used on the doc side, to study the impact of the text. In *Mixer-E*, the final doc embedding is obtained by simply averaging the image and text embedding, which is used to study the impact of the concept-aware modality fusion module.

**Evaluation metrics** For inference, we calculate the similarity between the query and doc embedding and sort the doc by similarity scores. Note that one query may correspond to multiple correct results. Identical@ $k$  means the ratio of queries where the identical product appears in the top  $k$  results. Relevance@ $k$  is similar, but it considers human-labeled products which are relevant but not identical to the query. Mean average precision (MAP) and mean reciprocal rank (MRR) are also used. For MRR, we consider the first correct product in the retrieved result.

### 4.3 Results and discussion

Q1: How much the proposed method can improve the performance?

As shown in Table 1, the *Mixer* outperforms the alternatives with a notable margin on the large-scale AliProduct dataset. In Table 2, the proposed method achieves a dramatically large gain on Taobao Live. Since most of the products in this dataset are clothes,

this is a fine-grained scenario and *Mixer* has a larger advantage. In general, with the large-scale fine-grained classification learning paradigm and concept-aware modality fusion, *Mixer* outperforms several main-stream retrieval methods significantly.

Q2: What can text contribute to cross-modal retrieval?

As shown in Table 1, the relevance results improve a lot when text is considered (*Mixer* v.s. *Mixer-I*, *Mixer-E* v.s. *Mixer-I*). When concept-aware modality fusion is used, the identical results also improve significantly (*Mixer* v.s. *Mixer-I*). In Table 2, the Taobao Live dataset has no human-labeled relevance relationship, but we can still see a gain in precision and MAP/MRR. In general, text information can improve the overall relevance of the retrieval results to the query.

Q3: What impact can the concept-aware modality fusion method bring?

As shown in Table 1 and Table 2, *Mixer* outperforms *Mixer-E*, especially on the large AliProduct dataset. Since the image and text modalities are unequal for doc, naive modality fusion methods, e.g. average pooling in *Mixer-E*, can not perform well. The concept-aware modality fusion first extracts concept from the text by external memories and fuse two modalities by attention mechanism, which is more adaptive and reasonable.

Q4: What is the advantage of fine-grained classification compared with coarse-grained classification?

By comparing *Mixer/Mixer-E* and *DSSM-C*, we can see fine-grained classification loss is better for large-scale retrieval tasks. Because the fine-grained product ID label naturally meets our needs while the coarse-grained label provides little helpful information. Besides, see Table 2, as the products in Taobao Live is fine-grained, we can see adding coarse-grained classification loss is even harmful by comparing *DSSM-C* and *DSSM*.

**Table 3: Impact of the number of training samples in one category on AliProduct dataset (Identical@1).**

Sample Size	5	10	15
<i>Mixer</i>	65.42%	74.85%	78.41%

The proposed large-scale classification paradigm for multi-modal retrieval relies on adequate samples in large-scale categories. We conduct experiments to study the number of samples in one category in AliProduct, where the maximum number of samples per category is clipped. See Table 3, the retrieval performance improves significantly when more samples are accessible in one category.

## 5 CONCLUSION

In this paper, we propose a new learning framework for cross-modal retrieval in industrial settings. The proposed method uses weakly-supervised and unsupervised clustering to obtain large-scale categorical data to deal with the data skew problem in existing methods for industrial applications. A specific learning algorithm is designed to learn the two-tower networks which adaptively encode the multi-modal inputs. For future work, using a sophisticated encoder, such as Swin Transformer, is a promising direction to investigate. Data augment can boost the generalization for long-tailed categories.



## REFERENCES

- [1] Alibaba. 2021. proximabilin. <https://github.com/alibaba/proximabilin>.
- [2] Kan Chen, Trung Bui, Chen Fang, Zhaowen Wang, and Ram Nevatia. 2017. AMC: Attention guided multi-modal correlation learning for image search. In *Proceedings of the IEEE Conference on Computer Vision and Pattern Recognition*. 2644–2652.
- [3] Weihua Chen, Xiaotang Chen, Jianguo Zhang, and Kaiqi Huang. 2017. Beyond triplet loss: a deep quadruplet network for person re-identification. In *Proceedings of the IEEE conference on computer vision and pattern recognition*. 403–412.
- [4] Lele Cheng, Xiangzeng Zhou, Liming Zhao, Dangwei Li, Hong Shang, Yun Zheng, Pan Pan, and Yinghui Xu. 2020. Weakly supervised learning with side information for noisy labeled images. In *European Conference on Computer Vision*. Springer, 306–321.
- [5] Sumit Chopra, Raia Hadsell, and Yann LeCun. 2005. Learning a similarity metric discriminatively, with application to face verification. In *2005 IEEE Computer Society Conference on Computer Vision and Pattern Recognition (CVPR'05)*, Vol. 1. IEEE, 539–546.
- [6] J. Deng, W. Dong, R. Socher, L.-J. Li, K. Li, and L. Fei-Fei. 2009. ImageNet: A Large-Scale Hierarchical Image Database. In *CVPR09*.
- [7] Jiankang Deng, Jia Guo, Niannan Xue, and Stefanos Zafeiriou. 2019. Arcface: Additive angular margin loss for deep face recognition. In *Proceedings of the IEEE/CVF Conference on Computer Vision and Pattern Recognition*. 4690–4699.
- [8] Jacob Devlin, Ming-Wei Chang, Kenton Lee, and Kristina Toutanova. 2018. Bert: Pre-training of deep bidirectional transformers for language understanding. *arXiv preprint arXiv:1810.04805* (2018).
- [9] Haiwen Diao, Ying Zhang, Lin Ma, and Huchuan Lu. 2021. *Similarity Reasoning and Filtration for Image-Text Matching*. Technical Report. Technical Report.
- [10] Martin Ester, Hans-Peter Kriegel, Jörg Sander, and Xiaowei Xu. 1996. A Density-Based Algorithm for Discovering Clusters in Large Spatial Databases with Noise. In *Proceedings of the Second International Conference on Knowledge Discovery and Data Mining (Portland, Oregon) (KDD'96)*. AAAI Press, 226–231.
- [11] Fartash Faghri, David J Fleet, Jamie Ryan Kiros, and Sanja Fidler. 2017. Vse++: Improving visual-semantic embeddings with hard negatives. *arXiv preprint arXiv:1707.05612* (2017).
- [12] Chuang Gan, Tianbao Yang, and Boqing Gong. 2016. Learning attributes equals multi-source domain generalization. In *Proceedings of the IEEE conference on computer vision and pattern recognition*. 87–97.
- [13] Albert Gordo, Jon Almazán, Jerome Revaud, and Diane Larlus. 2016. Deep image retrieval: Learning global representations for image search. In *European conference on computer vision*. Springer, 241–257.
- [14] Meng-Hao Guo, Zheng-Ning Liu, Tai-Jiang Mu, and Shi-Min Hu. 2021. Beyond Self-attention: External Attention using Two Linear Layers for Visual Tasks. *arXiv:2105.02358* [cs.CV]
- [15] Kaiming He, Xiangyu Zhang, Shaoqing Ren, and Jian Sun. 2016. Deep residual learning for image recognition. In *Proceedings of the IEEE conference on computer vision and pattern recognition*. 770–778.
- [16] Po-Sen Huang, Xiaodong He, Jianfeng Gao, Li Deng, Alex Acero, and Larry Heck. 2013. Learning deep structured semantic models for web search using clickthrough data. In *Proceedings of the 22nd ACM international conference on Information & Knowledge Management*. 2333–2338.
- [17] Jeff Johnson, Matthijs Douze, and Hervé Jégou. 2019. Billion-scale similarity search with GPUs. *IEEE Transactions on Big Data* 7, 3 (2019), 535–547.
- [18] Andrej Karpathy and Li Fei-Fei. 2015. Deep visual-semantic alignments for generating image descriptions. In *Proceedings of the IEEE conference on computer vision and pattern recognition*. 3128–3137.
- [19] Ryan Kiros, Ruslan Salakhutdinov, and Richard S Zemel. 2014. Unifying visual-semantic embeddings with multimodal neural language models. *arXiv preprint arXiv:1411.2539* (2014).
- [20] Kuang-Huei Lee, Xi Chen, Gang Hua, Houdong Hu, and Xiaodong He. 2018. Stacked cross attention for image-text matching. In *Proceedings of the European Conference on Computer Vision (ECCV)*. 201–216.
- [21] Kunpeng Li, Yulun Zhang, Kai Li, Yuanyuan Li, and Yun Fu. 2019. Visual semantic reasoning for image-text matching. In *Proceedings of the IEEE/CVF International Conference on Computer Vision*. 4654–4662.
- [22] Xiujun Li, Xi Yin, Chunyuan Li, Pengchuan Zhang, Xiaowei Hu, Lei Zhang, Lijuan Wang, Houdong Hu, Li Dong, Furu Wei, et al. 2020. Oscar: Object-semantics aligned pre-training for vision-language tasks. In *European Conference on Computer Vision*. Springer, 121–137.
- [23] Weiyang Liu, Yandong Wen, Zhiding Yu, Ming Li, Bhiksha Raj, and Le Song. 2017. Spheraface: Deep hypersphere embedding for face recognition. In *Proceedings of the IEEE conference on computer vision and pattern recognition*. 212–220.
- [24] Ze Liu, Yutong Lin, Yue Cao, Han Hu, Yixuan Wei, Zheng Zhang, Stephen Lin, and Baining Guo. 2021. Swin transformer: Hierarchical vision transformer using shifted windows. *arXiv preprint arXiv:2103.14030* (2021).
- [25] Jiasen Lu, Dhruv Batra, Devi Parikh, and Stefan Lee. 2019. Vilbert: Pretraining task-agnostic visiolinguistic representations for vision-and-language tasks. *Advances in neural information processing systems* 32 (2019).
- [26] Corey Lynch, Kamelia Aryafar, and Josh Attenberg. 2016. Images don't lie: Transferring deep visual semantic features to large-scale multimodal learning to rank. In *Proceedings of the 22nd ACM SIGKDD International Conference on Knowledge Discovery and Data Mining*. 541–548.
- [27] Hyun Oh Song, Yu Xiang, Stefanie Jegelka, and Silvio Savarese. 2016. Deep metric learning via lifted structured feature embedding. In *Proceedings of the IEEE conference on computer vision and pattern recognition*. 4004–4012.
- [28] Alec Radford, Jong Wook Kim, Chris Hallacy, Aditya Ramesh, Gabriel Goh, Sandhini Agarwal, Girish Sastry, Amanda Askell, Pamela Mishkin, Jack Clark, et al. 2021. Learning transferable visual models from natural language supervision. In *International Conference on Machine Learning*. PMLR, 8748–8763.
- [29] Alec Radford, Jong Wook Kim, Chris Hallacy, Aditya Ramesh, Gabriel Goh, Sandhini Agarwal, Girish Sastry, Amanda Askell, Pamela Mishkin, Jack Clark, et al. 2021. Learning transferable visual models from natural language supervision. In *International conference on machine learning*. PMLR, 8748–8763.
- [30] Joseph Redmon and Ali Farhadi. 2018. YOLOv3: An Incremental Improvement. *arXiv:1804.02767* [cs.CV]
- [31] Florian Schroff, Dmitry Kalenichenko, and James Philbin. 2015. Facenet: A unified embedding for face recognition and clustering. In *Proceedings of the IEEE conference on computer vision and pattern recognition*. 815–823.
- [32] Kihyuk Sohn. 2016. Improved deep metric learning with multi-class n-pair loss objective. In *Advances in neural information processing systems*. 1857–1865.
- [33] Liuyihan Song, Pan Pan, Kang Zhao, Hao Yang, Yiming Chen, Yingya Zhang, Yinghui Xu, and Rong Jin. 2020. Large-scale training system for 100-million classification at alibaba. In *Proceedings of the 26th ACM SIGKDD International Conference on Knowledge Discovery & Data Mining*. 2909–2930.
- [34] Bokun Wang, Yang Yang, Xing Xu, Alan Hanjalic, and Heng Tao Shen. 2017. Adversarial cross-modal retrieval. In *Proceedings of the 25th ACM international conference on Multimedia*. 154–162.
- [35] Hao Wang, Yitong Wang, Zheng Zhou, Xing Ji, Dihong Gong, Jingchao Zhou, Zhifeng Li, and Wei Liu. 2018. Cosface: Large margin cosine loss for deep face recognition. In *Proceedings of the IEEE conference on computer vision and pattern recognition*. 5265–5274.
- [36] Jianguo Wang, Xiaomeng Yi, Rentong Guo, Hai Jin, Peng Xu, Shengjun Li, Xiangyu Wang, Xiangzhou Guo, Chengming Li, Xiaohai Xu, et al. 2021. Milvus: A Purpose-Built Vector Data Management System. In *Proceedings of the 2021 International Conference on Management of Data*. 2614–2627.
- [37] Yandong Wen, Kaipeng Zhang, Zhifeng Li, and Yu Qiao. 2016. A discriminative feature learning approach for deep face recognition. In *European conference on computer vision*. Springer, 499–515.
- [38] Ting Yao, Tao Mei, and Chong-Wah Ngo. 2015. Learning query and image similarities with ranking canonical correlation analysis. In *Proceedings of the IEEE International Conference on Computer Vision*. 28–36.
- [39] Peter Young, Alice Lai, Micah Hodosh, and Julia Hockenmaier. 2014. From image descriptions to visual denotations: New similarity metrics for semantic inference over event descriptions. *Transactions of the Association for Computational Linguistics* 2 (2014), 67–78.