

# Revisiting Lightweight Compiler Provenance Recovery on ARM Binaries

Jason Kim  
Georgia Tech  
nosajmik@gatech.edu

Daniel Genkin  
Georgia Tech  
genkin@gatech.edu

Kevin Leach  
Vanderbilt University  
kevin.leach@vanderbilt.edu

**Abstract**—A binary’s behavior is greatly influenced by how the compiler builds its source code. Although most compiler configuration details are abstracted away during compilation, recovering them is useful for reverse engineering and program comprehension tasks on unknown binaries, such as code similarity detection. We observe that previous work has thoroughly explored this on x86-64 binaries. However, there has been limited investigation of ARM binaries, which are increasingly prevalent.

In this paper, we extend previous work with a shallow-learning model that efficiently and accurately recovers compiler configuration properties for ARM binaries. We apply opcode and register-derived features, that have previously been effective on x86-64 binaries, to ARM binaries. Furthermore, we compare this work with Pizzolotto et al., a recent architecture-agnostic model that uses deep learning, whose dataset and code are available.

We observe that the lightweight features are reproducible on ARM binaries. We achieve over 99% accuracy, on par with state-of-the-art deep learning approaches, while achieving a 583-times speedup during training and 3,826-times speedup during inference. Finally, we also discuss findings of overfitting that was previously undetected in prior work.

**Index Terms**—compiler provenance, binary analysis

## I. INTRODUCTION

The *compiler provenance* (a.k.a. toolchain provenance) of a binary is most commonly defined as the family, version, and optimization level of the compiler used to produce the binary [2, 17, 26, 30, 38, 40, 41]. While the compiler provenance of many commercial off-the-shelf (COTS) binaries is not explicitly available due to abstraction during compilation or intentional obfuscation, recovering this information is important in reverse engineering and program comprehension tasks that involve malicious, obfuscated, or legacy binaries.

For example, compilers may induce unintended side effects when optimizing on certain pieces of code [53], leading to the omission of memory scrubbing for sensitive data [7, 16, 55] and emergence of timing differences in constant-time code [7, 16]. On another angle, Ji et al. [17] use compiler provenance to compile the source code in the most accurate environment possible as that of the binary, where they can subsequently treat the problem as a similarity task between binaries.

Moreover, it is important for binaries in safety-critical systems to be guaranteed they will function exactly as their source code specifies. For instance, Airbus uses CompCert [22], a formally verified C compiler, for its flight control software [10, 18, 44]. That is, an accurate model that recovers

provenance from a certain compiler may assist in comprehending correctness guarantees for closed-source COTS binaries.

Existing work has primarily considered accuracy [2, 5, 17, 30, 34, 35, 40, 41, 48]. However, the growing volume of binaries that must be reverse engineered has also made throughput an important consideration [11, 13, 21, 36]. A fast model is beneficial not only for efficiency, but also for explainability: iteratively excluding subsets of training data and retraining can help developers understand the contribution of removed subsets to the model’s behavior, and check for biases [1, 27, 37]. Furthermore, understanding how the model makes decisions is crucial for debugging and combating overfitting [3, 12, 19, 39], creating a need for a model that is accurate, fast, and readily interpretable.

In line with recent machine learning trends forgoing shallow models for deep neural networks, many works use the latter to recover compiler provenance [2, 5, 17, 26, 30, 34, 35, 48, 54]. However, neural networks are not a panacea for classification. Their complexity makes them expensive to train not only in time, but also energy [20, 32, 45, 46]: the CO<sub>2</sub> footprint of training a large AI model can exceed 626,000 pounds [45]. In addition, these models preclude straightforward interpretation. As such, we desire compiler provenance classification without the costs associated with deep neural networks.

Furthermore, a substantial body of work on such models apply only to x86 and x86-64 binaries [2, 4, 5, 17, 26, 30, 34, 38, 40, 41, 48]. Despite the growth of the ARM architecture in embedded, mobile, and recently desktop computing [23, 43, 50, 52, 56], limited work has explored compiler provenance for ARM binaries [14, 35, 54].

With this in mind, we adapt the most recent state-of-the-art work in compiler provenance for x86-64 binaries, called DComP [4], to apply to 32- and 64-bit ARM binaries. DComP uses a shallow learning model to recover compiler provenance information, but does not consider ARM. Thus, we discuss how we adapted their approach to work with ARM binaries. Furthermore, we compare against a state-of-the-art deep learning approach for compiler provenance, described in Pizzolotto et al. [35]. Pizzolotto et al. describe an architecture-agnostic approach to compiler provenance recovery, and they share a large dataset of binaries and model source code.

We compare our approach to compiler provenance recovery against Pizzolotto’s deep learning approach using their benchmark. We show that our shallow-learning approach can achieve

classification performance for ARM binaries that is on par with state-of-the-art deep learning methods, while using a fraction of the time and resources.

### Our Contributions.

In this paper, we augment two previously published studies: DComP [4] and Pizzolotto et al. [35]. DComP provides a shallow learning approach to recover compiler provenance information from x86-64 binaries, but not ARM. On the other hand, Pizzolotto provides a deep learning approach that is architecture-agnostic. We reimplement techniques described in DComP to provide support for 32- and 64-bit ARM binaries, and then evaluate these techniques with respect to model accuracy, scalability, and interpretability.

Based upon our investigation of corpora of ARM binaries, we adapt a lightweight set of features that aggregates ARM assembly into a representation emphasizing how the compiler uses general-purpose registers and uncommon opcodes. We build a hierarchy of linear support vector machines (SVMs) that quickly and accurately recovers provenance information from ARM binaries. We leverage SVMs for their fast training and evaluation speed, and direct correlation of classifier weights to features (unlike other shallow models such as random forests or boosting).

We present an evaluation that directly compares accuracy and runtime performance with the shallow-learning techniques shown in DComP [4] against the deep-learning techniques described in Pizzolotto et al. [35]. Here, we reproduce similar accuracy on ARM binaries compared to DComP and Pizzolotto. We also show that our model can be trained 583 times faster, and can classify samples 3,826 times faster than state-of-the-art deep learning approaches. Akin to DComP, this speedup makes training and evaluation of large binary corpora feasible even without dedicated GPU hardware.

Subsequently, we demonstrate this performance is consistent on 32-bit ARM binaries, and also achieve a near-perfect accuracy in distinguishing certified CompCert binaries from ‘conventional’ GCC or Clang binaries. In addition, we leverage the interpretability of our model to explore various hypotheses for differences in compiler backends that lead to these discernible differences among compiler provenances, mirroring DComP’s analysis for x86-64 on ARM. Finally, we address an overfitting issue in the dataset of Pizzolotto et al., and contribute the most comprehensive comparison of works on compiler provenance recovery to our knowledge.

This replication study provides a valuable approach to generalizing results found in DComP to support ARM binaries. We release prototypes of our tool on GitHub<sup>1</sup> and Zenodo<sup>2</sup>.

## II. BACKGROUND AND RELATED WORK

We discuss and compare the contributions of preceding works, especially DComP [4] and Pizzolotto et al. [35].

**Compiler Provenance as a Classification Problem.** Compiler provenance recovery is a budding application of machine

learning models to stripped binary analysis. The seminal work of Rosenblum et al. [41] predicts the compiler family for x86-64 binaries using a conditional random field (CRF). Their second work [40] follows with control flow graph (CFG)-derived features, adding a SVM to recover the *full* compiler provenance (family, version, and optimization). Rahimian et al. [38] use a hierarchical classifier, where the compiler family prediction affects the inference for the other labels.

**Applications of Deep Learning.** Subsequently, deep learning models were applied, minimizing the models’ dependency on handcrafted features. Instead, these models attempt to learn features from instruction-to-matrix embeddings. Chen et al. [5] and Yang et al. [54] use recurrent (RNN) and convolutional (CNN) neural networks for this, respectively. Notably, Yang et al. are the first to address the ARM architecture (with all prior works targeting x86 or x86-64). Tian et al. [48] follow with a hybrid of RNNs and CNNs, and He et al. [14] use transformers, an improved version of RNNs now commonly used for natural language processing.

Furthermore, graph neural networks (GNNs) [28, 42] were applied to learn features from CFGs of binaries. Massarelli et al. [26] use a GNN to recover the compiler family, and also applies attention [49], a technique to emphasize learning on a subset of the input. Benoit et al. [2] follow with a hierarchical GNN model that recovers the full compiler provenance. Ji et al. [17] augment CFG- and instruction-derived features, embedding them as input to a GNN.

**Diversity in Recent Approaches.** More recently, diverse inference techniques have been applied to compiler provenance recovery. In contrast to prior works performing static analyses, Du et al. [8] execute individual functions in isolation with a binary emulation library to execution traces as features, then classify them with a gradient-boosting algorithm. Moreover, some recent models by Otsubo et al. [30, 31] and Pizzolotto et al. [34] aim to recover the full compiler provenance from a short sequence of information from a binary. Notably, [14, 31, 34] embed raw bytes from a binary’s executable section without any consideration of architecture.

**Replicating ARM-based Models.** To our knowledge, three works have addressed compiler provenance on ARM binaries. Yang et al. [54] focus mainly on feature engineering for ARM assembly than developing classifiers for different labels. While the work of He et al. [14] is the most recent, we were unable to find code or data artifacts for replication. On the other hand, the follow-up work of Pizzolotto et al. [35] contributes an extended evaluation of their architecture-agnostic model on binaries from various ISAs, including ARM. We use this work as one baseline to compare the performance of DComP’s feature engineering approach against a deep-learning model.

**Our Baseline for a Deep-learning Model.** The feature extraction technique of the Pizzolotto model is one the authors describe as “naive” [34, Section III-B], but is demonstrably accurate (>90%) for multiple architectures. The technique dumps the executable section of each binary, and splits it into fixed-size chunks that range from 1 to 2048 bytes (our comparison in Section V is against the full 2048 bytes).

<sup>1</sup><https://github.com/lcp-authors/lightweight-compiler-provenance>

<sup>2</sup><https://zenodo.org/record/6361049>

Table I: Summary of preceding works that recover the compiler provenance of binaries with a machine learning model.

Work	Year	Arch(s).	NN?*	Model Type	Attn.†	CFG	Regs.‡	Family§	Version§	Opti.§	Granularity
Rosenblum [41]	2010	x86-64	No	CRF	—	No	Yes	3	—	—	Byte
Rosenblum [40]	2011	x86-64	No	CRF, SVM	—	Yes	Yes	3	3	2	Function
Rahimian [38]	2015	x86-64	No	Uncertain¶	—	Yes	No	4	2	2	Binary
Chen [5]	2018	x86-64	Yes	LSTM	No	No	No	—	—	4	Function
Yang [54]	2019	ARM32	Yes	CNN	No	No	No	—	—	4	Object File
Massarelli [26]	2019	x86-64	Yes	GNN, RNN	Yes	Yes	No	3	—	—	Function
Otsubo [30]	2020	x86-64, x86	Yes	CNN	Yes	No	No	4	1-2	2	Binary
Pizzolotto [34]	2020	x86-64	Yes	CNN, LSTM	No	No	No	2	—	2	Chunk
Benoit [2]	2021	x86-64	Yes	GNN	No	Yes	No	4	5-6	4	Binary
Ji [17]	2021	x86-64	Yes	GNN	Yes	Yes	Yes	2	3	4	Binary
Tian [48]	2021	x86-64	Yes	CNN, RNN	Yes	No	Yes	3	1-4	3	Function
Pizzolotto [35]	2021	Agnostic	Yes	CNN, LSTM	No	No	No	2	—	5	Chunk
DICoMP [4]	2022	x86-64	Yes	MLP	No	No	Yes	2	2-3	5	Binary
Otsubo [31]	2022	Agnostic	Yes	CNN	Yes	No	No	2-4	1-2	2	Chunk
Du [8]	2022	x86-64	No	Boosting	No	No	Yes	3	1-2	3	Function
He [14]	2022	Agnostic	Yes	Transformer	Yes	No	No	2	—	2-4	Chunk
Our study	2023	ARM32/64	No	Linear SVM	—	No	Yes	3	1-2	2-5	Binary

\* NN? indicates if the model is a neural network. † The presence or absence of the attention technique applies to neural networks only. ‡ This column indicates if register use is considered for feature extraction. § These columns indicate the size of the label space for compiler family, version, and optimization levels. ¶ The classifier is not specified explicitly in this work, but is reported as hierarchical.

The classifier is either a CNN or a long short-term memory (LSTM) model, a type of RNN [15]. While the LSTM outperforms the CNN by a small gap (within 8%) in accuracy, its end-to-end runtime is up to 6 times slower. Therefore, our evaluation uses the CNN, given its advantage in speed for a less notable sacrifice in accuracy. The Pizzolotto model evaluates both models on binaries from 7 architectures, including 32- and 64-bit ARM. We base our evaluation on their corpus of 64-bit ARM binaries, since it offers the broadest label space of 2 compiler families and 5 optimization levels.

**DICoMP: Our Baseline for a Lightweight Model.** In contrast to a series of works using deep learning, DICoMP [4] is a recent model demonstrating that a handcrafted feature set and lightweight classifier can outperform prior models in not only accuracy, but most notably speed. By disassembling ground-truth x86-64 binaries from identical source code but varying in compiler family, version, or optimization level, the authors observe that the compiler provenance is distinguishable through unique patterns in the opcodes (also called mnemonics) and register usage of the binaries’ instructions.

Accordingly, DICoMP derives features from opcodes, registers, and function boundaries to train a hierarchy of multi-layer perceptrons (MLP). While they are a type of neural network, MLPs are among the lightest, with a fraction of the complexity of typical CNNs, RNNs, and GNNs. Despite the simple structure, DICoMP achieves perfect accuracy on predicting the compiler family, and high accuracy for optimization level.

Hence, our replication study focuses on the feature engineering of DICoMP, investigating if opcode- and register-derived features are also effective for ARM binaries. We take more

steps towards a lightweight model by replacing the MLPs with linear SVMs and forgoing the function boundary feature (which requires a reverse engineering tool). We compare this revised model on the dataset and model code of our deep-learning baseline from Pizzolotto et al. [35]

**State of the Art in Compiler Provenance.** Finally, we show a summary of all previous works in compiler provenance recovery we have discussed, and contrast them by a number of key metrics in Table I.

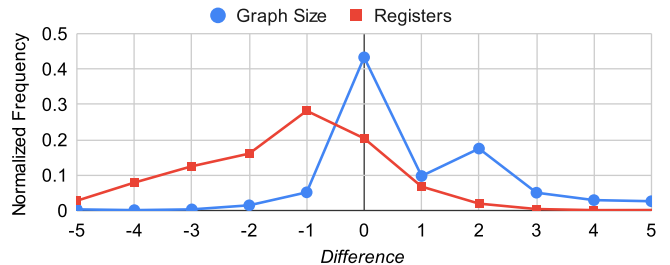


Figure 1: Frequency distribution of the *Difference* in CFG size and # registers used in each binary’s main function.

### III. MOTIVATION

We now discuss our motivation for reproducing DICoMP’s opcode- and register-focused features on ARM binaries instead of x86-64 binaries. Noticing from Table I that several x86-64 models performed CFG extraction to derive features, we aim to determine how suitable graph-based and instruction-based analyses are for a fast model working on ARM binaries.

To do so, we compile pairs of x86-64 and ARM binaries from the same source code, then profile them based on their



Figure 2: Overview of our replication of DICoMP [4] with minor revisions to the methodology. We first disassemble the binaries. Then, we generate frequency distributions for register usage, and score opcodes by TF-IDF to emphasize patterns in less common opcodes. We concatenate the two distributions and the score vector for classification.

CFG and instructions separately. Next, we discuss the differences between the binaries which manifest in each metric, and also whether that type of analysis is apt for ARM binaries.

**Experimental Setup.** We collect 30 open-source projects from GitHub with C or C++ source code, and compile the projects with identical build configurations on x86-64 and 32-bit ARM machines. We use 32-bit ARM for this comparison due to the ISA having a similar number of general-purpose registers as x86-64 [6, 25]. We compile the x86-64 binaries on a system with an Intel i5-8250U CPU, 8 GB of RAM, and Ubuntu 21.04, and the ARM binaries on a Raspberry Pi 4 Model B with 2 GB of RAM.

We compile each project several times across several compiler types and options, permuting the label space of the binaries on each pass. We use gcc versions 6 and 8, Clang versions 7 and 9, and optimization levels O0 and O2. After compilation, we remove binaries with duplicate checksums, where most are ‘toy’ binaries produced by the build system (e.g., CMake and configure scripts). This results in 976 pairs of x86-64 and 32-bit ARM binaries. For profiling, we consider only the main function of each binary to reduce discrepancies between large and small binaries, and for experimental expediency.

We use angr [51] to extract the main function’s CFG and profile the number of basic blocks in it (i.e., graph size), as an example of a CFG-derived metric. Also, we use radare2 [29] to count the number of distinct registers to exemplify an instruction-based metric. We define a unit, *Difference*, as the metric in the x86-64 binary in each pair minus that in the 32-bit ARM binary, i.e.,  $D = x_{x86-64} - x_{ARM}$ . For each value of  $D$  on the x-axis, we report the normalized frequency of pairs of binaries exhibiting that difference on the y-axis. For example, the coordinate (2, 0.18) on the blue line indicates that the graph size is greater by 2 in the x86-64 binary than the ARM binary in 18% of the pairs.

**Results.** We plot the frequency distributions in Figure 1. In the blue plot for graph size, the ARM binary has 1-3 fewer basic blocks in more than 30% of pairs. This suggests that the x86-64 ISA may allow a routine to run conditionally in some cases, whereas it must run linearly on ARM.

Furthermore, in the red plot for the number of distinct registers used, the ARM binary uses 1-5 more registers in

more than 70% of pairs. This indicates that x86-64 is less likely to use the full set of registers, instead spilling and reusing registers in a smaller working set. Since registers  $r8$  through  $r15$  in x86-64 have no counterparts in the 32-bit x86 architecture, we hypothesize the reason may be legacy or compatibility reasons in compiler backends. Furthermore, with 64-bit ARM having roughly double the general-purpose registers [24] of 32-bit ARM, we expect an even larger working set and thus greater variety.

**Insights for Classifying ARM Binaries.** We find angr’s runtime to be prohibitive for a fast model, taking more than 10 minutes for some binaries. In contrast, radare2 completes in a few seconds at most to count registers, motivating our replication study towards instruction-based analysis akin to DICoMP [4]. Furthermore, given the smaller CFG size and greater register coverage of ARM binaries, we hypothesize DICoMP’s technique for x86-64 binaries will transfer well.

#### IV. A LIGHTWEIGHT FEATURE SET FOR ARM BINARIES

In this section, we present our approach to predict the compiler provenance of a stripped ARM binary. Following the approach of DICoMP [4], we first preprocess input binaries into their disassembly, a much faster task than graph extraction which proved to be prohibitive (cf. Section III). Also noticing that the ARM ISA provides more freedom in register selection from Section III, we make frequency distributions over all registers when each is used as a source or destination.

Subsequently, we make minor adaptations to DICoMP’s approach. Instead of picking a fixed set of opcodes per classification task [4], we adapt the TF-IDF metric to automatically score opcodes that stand out. Moreover, instead of a hierarchy of MLP classifiers, we replace the MLPs with linear SVMs for a more lightweight model and greater transparency of the decision boundary. To that aim, we do not follow DICoMP’s function boundary feature, as it uses an LSTM model, adding significant bulk to the model’s weight. Similarly to DICoMP, the SVMs predict the compiler family, version, and optimization level. See Figure 2.

**Preprocessing.** Following DICoMP [4], we use the objdump utility to disassemble all executable sections of the input binary.

**Profiling Register Usage.** Subsequently, we collect the relative frequency distributions of source operands and destination



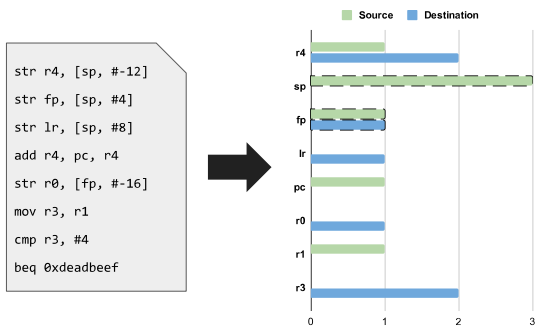


Figure 3: Motivating example and its source and destination register frequency distributions. The frequencies for `fp` and `sp` are shown as bars with dashed lines. Unused registers are omitted for brevity but have frequency zero.

operands over all general-purpose registers. For instance, the two operands and one destination for an `add` instruction have different purposes, and thus we profile them separately.

For 64-bit ARM assembly, registers can be referenced by all 64 bits, or their lower 32 bits. We treat them as separate cases since their usage by the compiler may differ. For example, a register may hold a pointer in the former in contrast to an `int` in the latter. Furthermore, we use the ratio of references of `fp` to references of `sp` as an additional feature, after observing that compilers use either to reference local variables.

Finally, we show a motivating example of how a snippet of ARM assembly (using 32-bit ARM for simplicity) is represented in the feature space in Figure 3.

**Profiling Opcodes with TF-IDF.** We now focus on the opcodes from the preprocessing step. DComP [4] uses a fixed set for each classification task, which they determine by analyzing binaries of their training corpus with reverse engineering tools. In contrast, we use TF-IDF (term frequency-inverse document frequency), a statistic from information retrieval to quantify the relative importance of each word in a document given a collection of documents. TF-IDF is commonly used by search engines to determine the most relevant results to a query, which we adapt instead of manually picking opcodes that are distinguishable across compiler provenances.

We view the binary’s opcode sequence as a document of words, and repurpose TF-IDF such that ‘words’ are opcodes and ‘documents’ are ARM binaries in our corpus. We hypothesize that rare opcode usage patterns in a binary would result in statistics that are distinct enough to be separated by our classifier. Given that TF-IDF puts emphasis on words that occur frequently in a document yet seldom occur in the collection of documents, we attempt to identify the opcodes distinctly preferred by each compilation environment. A common example in ARM would be zeroing a register `reg`, which a compiler backend can emit as either `mov reg, #0` or `eor reg, reg`, among many others.

For each binary in the corpus, we calculate the relative term frequency for all opcodes present in the disassembly. That is, for opcode  $i$  in a binary with  $k$  instructions,  $tf_i = \frac{\text{count}(i)}{k}$ . Next, we count the occurrences of each opcode in the entire corpus to calculate the inverse document frequency. If  $N$  is the

size of the corpus and  $n_i$  is the number of binaries in which opcode  $i$  appears, then  $idf_i = \log \frac{N}{n_i}$ .

Multiplying  $tf_i$  over all opcodes  $i$  present in the corpus with its corresponding  $idf_i$  results in a fixed-size vector of TF-IDF scores for each binary. If an opcode is not present in a binary at all, we treat its term frequency as zero. We then take the L2, or Euclidean, norm of the vector before forwarding it to the classifier. As an example, we show these calculations used for a snippet of 32-bit ARM assembly in Figure 4.

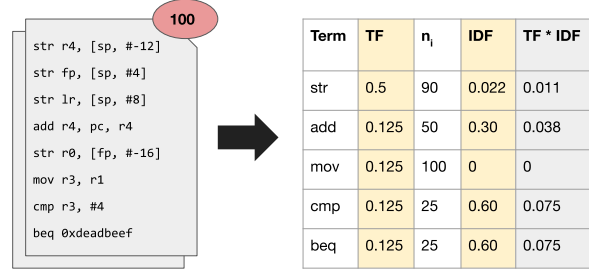


Figure 4: Example TF-IDF calculation. For simplicity, we assume the number of binaries containing each opcode shown in the table above, and a corpus size of 100 binaries including the ARM assembly snippet. The final  $tf * idf$  column (in grey) is the product of the two columns highlighted in yellow.

**Classification.** We concatenate the two frequency distributions of register usage with the TF-IDF scores of each binary. We then classify the features with a hierarchy of four linear-kernel SVMs using L1 penalty. See Figure 5. This follows the classifier of DComP [4], but replaces the MLP (a simple neural network) with an even more lightweight SVM.

We run 10-fold cross validation and set their class weights inversely proportional to the class frequency to combat overfitting. In each fold, we first classify the compiler family and optimization level in parallel. Following DComP’s hierarchy, the family prediction determines if the features should be handled by a version classifier for gcc or for Clang. That is, we expect the features for each compiler family to differ notably, since a subtle difference in which registers a program favors to use or which opcode the compiler picks will translate to different features in aggregate.

Our model outputs a tuple of the predicted compiler family, version, and optimization labels. We apply this model to several experimental corpora of ARM binaries to measure its accuracy and speed against our deep-learning baseline model of Pizzolotto et al. [35], and then to large repositories of ARM binaries to measure scalability.

## V. EVALUATION

We recall that our goal is to recover the compiler provenance of unknown and stripped ARM binaries with a model derived from DComP [4] that is accurate, fast, and interpretable. In this section, we gauge the performance of our model explained in Section IV along these three criteria for 32- and 64-bit ARM binaries, to determine if DComP’s approach is reproducible.

We use a corpus of 64-bit ARM binaries from the work of Pizzolotto et al. [35] and the model source code for that

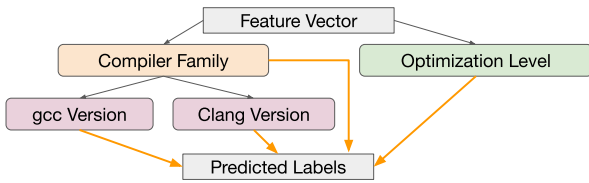


Figure 5: Organization of SVMs in our model. Gray arrows indicate the feature vector being relayed, while the orange arrows indicate resulting predictions.

work to perform a direct comparison against our model. We show that our lightweight approach achieves accuracy on par with the state-of-the-art CNN-based Pizzolotto model, while training 583 times and classifying samples 3,826 times faster.

In addition, by inspecting weight vectors of each SVM component in our model, we develop insights about the most salient features that distinguish compiler families and optimization levels, mirroring DComP’s analysis using reverse engineering tools. These are observations which are difficult to deduce in state-of-the-art neural networks, since they apply nonlinear transformations on the previous state at each layer.

Subsequently, we show that our model remains accurate and fast on our own corpus of 32-bit ARM binaries compiled over a larger label space, including binaries from a formally-verified compiler and binaries from multiple compiler versions within each family. Once more, we identify the features which help our model classify the most accurately, and discuss how they differ from their counterparts on 64-bit ARM.

Finally, we show that the DComP-based lightweight technique is scalable to large binary corpora by predicting the compiler provenance of binaries from the package repositories and installation images of three widely-used Linux distributions for ARM. We performed all experiments on a ThinkPad X1 laptop with an Intel i7-10710U CPU, 16 GB of RAM, and Ubuntu 21.04, unless mentioned otherwise.

### A. Evaluation on 64-bit ARM

We compare our model’s performance against our deep-learning baseline model [35], then show how it achieves the same accuracy while executing faster and allowing developers to better understand its decision-making. We reuse the publicly-available dataset from Pizzolotto et al. [35], which contains 15,925 samples across a label space of {gcc, Clang} for the compiler family and {-O0, -O1, -O2, -O3, -Os} for the optimization level. We use the CNN model presented in Pizzolotto et al. [35] for comparison as it is much faster with a minimal loss in accuracy. On the CNN, their paper claims an accuracy of 0.9996 for the compiler family and 0.9181 for the optimization level [35, Section V-A]. We reproduced the results using their pretrained CNN as-is to achieve accuracies of 0.9988 and 0.9167 respectively.

**Binary Size Imbalance Leads to Overfitting.** We recall from Section II that the preprocessing step of the Pizzolotto model consists of taking the executable section of an input binary and then dividing it into 2048-byte chunks. Each chunk then becomes an input to the CNN. A consequence of this step

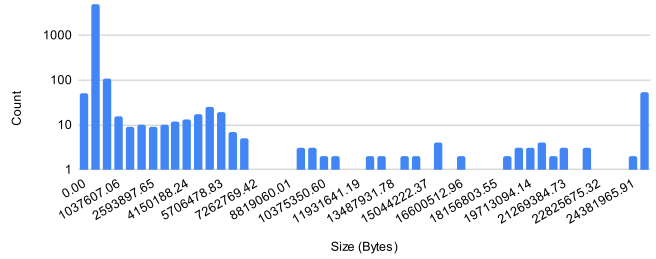


Figure 6: Histogram of binary sizes in the original 64-bit ARM dataset from the work of Pizzolotto et al. [35]

is that the number of samples provided to the CNN by each binary is proportional to its size.

During training, if the training set contains a disproportionately large binary, the model risks being overfit to classify the large binary instead of developing a generalizable decision binary that applies to other smaller binaries. This is because correctly classifying 2048-byte chunks from the large binary minimizes the training loss. In contrast, we take one sample per binary to avoid overfitting. We show the distribution of binary sizes from the 64-bit ARM dataset in Figure 6.

The histogram indicates that most binaries are smaller than 1 MB in size. However, it also shows a long tail of binaries exceeding it (note the y-axis is logarithmic), many of them disproportionately large in size. In raw numbers, the 50 largest binaries have a combined size of 2.1 GB. Conversely, the remaining 15,875 binaries have a combined size of 1.9 GB. That is, the 50 largest binaries contribute more data to the model than all other binaries. We demonstrate this imbalance leads to overfitting below, and rectify it in our benchmark.

**Experimental Setup With Dataset Filtering.** Since the majority of binaries are smaller than 1 MB in this data set, we removed binaries larger than 1 MB from consideration. We also removed binaries with duplicate checksums (cf. Section III) from this dataset, ultimately reducing it to 14,140 binaries smaller than 1 MB. We show a histogram of binary sizes on this filtered dataset in Figure 7.

We note that, compared to Figure 6, the inequality between large and smaller binaries is much less pronounced. We use this filtered dataset to evaluate the CNN model and our replication of DComP on two metrics: accuracy and end-to-end runtime for training followed by evaluation (from preprocessing the binaries to outputting predictions).

We use the Linux `time` utility to measure the latter, where we take the sum of the `user` and `sys` times (all units are seconds). We note this is not wall clock time.

**Accuracy and Runtime Results.** First, we use the pretrained model on the filtered dataset to determine if the large binaries had overfitted the model. The compiler family accuracy decreases sharply from 0.9988 to 0.0212. Although less striking, the optimization level accuracy decreases substantially from 0.9167 to 0.7290. Next, we use Pizzolotto model code as-is without modifications to train the CNN on our corpus of binaries less than 1 MB in size.

On evaluation, the retrained CNN achieves accuracies of 0.9852 on the compiler family and 0.7515 on the optimization

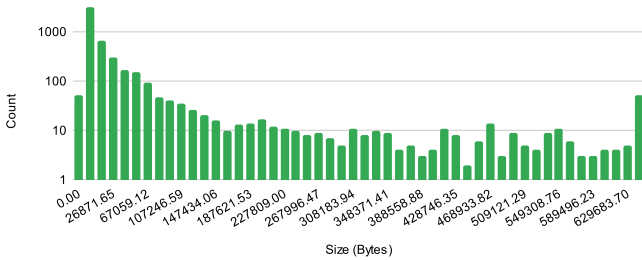


Figure 7: Histogram of binary sizes after filtering binaries larger than 1 MB.

level, comparable to the numbers reported on the work of Pizzolotto et al. [35, Section V-A] for the former, but a substantial decrease for the latter. *We regard these accuracy figures as baselines for accuracy against our model.*

With our model, using the same number of classes for compiler family (2: gcc and Clang) and optimization level (5: Os, O0, etc.), we observed mean accuracies of 0.9991 and 0.7180 respectively on 10-fold cross validation, putting it on par with the CNN model with regard to accuracy. In comparison to DComP [4]’s results, we almost match their perfect accuracy on distinguishing gcc and Clang. DComP evaluates its optimization level classification performance separately per compiler on precision, recall, and F1-score, with all three metrics at about 0.90 for gcc and 0.70 for Clang. While this makes a direct comparison more nebulous, our model shows their technique generally transfers well to ARM binaries without significant drops in performance.

Like DComP, the lightweight structure of our model contributes substantially to the performance of compiler provenance models with regard to runtime. As shown in Table II, we observe a 583-times speedup in training time on each binary, and a 3,826-times speedup on evaluating it. The only portion of the end-to-end benchmark where we did not observe orders of magnitude improvements is feature extraction. Though, we note this step is bound by disk read speeds, since either model must load the binary into memory.

These speedups also lead to pronounced reductions in energy use, a problem that deep neural models continue to face (cf. Section I). Overall, we show with this benchmark that DComP’s technique [4] is reproducible on ARM binaries.

Table II: Comparison of accuracy and end-to-end runtime between our DComP-based model [4] and the CNN model of Pizzolotto et al. [35]

Metric	Our Model	CNN [35]	Advantage
Compiler Accuracy	0.9991	0.9852	0.0139
Optimization Accuracy	0.7180	0.7515	-0.0335
Training per Binary	15.80 ms	9.21 s	583.13x
Extraction per Binary*	130.15 ms	225.64 ms	1.73x
Prediction per Binary	1.15 $\mu$ s	4.40 ms	3,826.09x

\*This step entails reading the binaries from disk and thus is I/O-bound.

**Experimental Setup for Model Interpretation.** Since we use a hierarchy of linear-kernel SVMs, the model weights

for each feature translate directly to the coefficients of the hyperplane decision boundary, giving us insights of which features are the most important for the predictions. In contrast, neural networks are often notoriously difficult to interpret in this manner due to the sheer volume of layers, parameters, and nonlinear transformations (e.g., Sigmoid or ReLU).

After training each SVM in the hierarchy (recall Figure 5), we use the ELIS library [47] to map feature names to dimensions in the feature vector on the first cross-validation fold, and then obtain the five features with the largest learned weights (by magnitude). Mirroring DComP [4], we apply this methodology throughout this section to develop insights about how compiler provenance impacts code generation.

**Insights from Model Interpretation.** The dataset from this subsection specifies a binary classification task for the compiler family, but a 5-way task for the optimization level. In the latter task, we use five one vs. rest classifiers. Hence, we show the five heaviest weights by magnitude and their corresponding feature names for the six linear-kernel SVMs in Table III (the greater the magnitude, the greater the influence on prediction). For the feature names, the prefix `src_` indicates the feature is a register being used as a source operand, and `dst_` as a destination operand. For the registers, 64-bit register names start with `x`, while their 32-bit counterparts (i.e. lower 32 bits of each register) start with `w`.

When classifying the compiler family, we note that both `x8` and `w8` are heavily weighed. They are the indirect result register [24] used to pass pointers between subroutines. Furthermore, `wzr` is a ‘zero’ register, where reads are 0 and writes are discarded. Accordingly, the model may distinguish Clang from gcc by where each compiler stores function parameters or return values, or by the compiler’s use of zero registers.

For the optimization level, we observe `nops` are important for every label except `-O3`, in addition to the presence of both frame and stack pointers (`x29` and `sp` respectively) and the `sdiv` (signed divide) instruction. This can be explained by `nops` being rare in higher optimization levels (especially `-Os` to reduce binary size), and frame and stack pointers being used less commonly when small functions become inlined.

## B. Evaluation on 32-bit ARM

We now mirror the experiments in Section V-A, but on a dataset of 32-bit ARM binaries we built and release with this paper. In addition to having binaries from gcc and Clang and compiled with `{-O0, -O1, -O2, -O3, -Os}`, we compile binaries on versions 6 and 8 for gcc, and 5 and 7 for Clang. This enables an additional classification task of distinguishing old and new compiler versions.

Moreover, 32-bit ARM is distinctive in its use of conditionally executed instructions, which set the condition flags instead of relying on preceding instructions. With 64-bit ARM having removed conditionally executed instructions and having nearly double the amount of general-purpose registers at the compiler’s discretion, we aim to determine if DComP [4] is also reproducible with high performance on 32-bit ARM. As

Table III: Heaviest weights of each SVM and their corresponding features when trained on the filtered 64-bit ARM dataset. Register features are italicized.

Task		1	2	3	4	5
Family	Weight	28.347	20.164	17.607	4.249	3.183
	Feature	<i>dst_x8</i>	<i>src_wzr</i>	<i>dst_w8</i>	<i>stur</i>	<i>b.lt</i>
-O0	Weight	12.131	5.085	-4.977	-3.996	3.732
	Feature	<i>nop</i>	<i>dmb</i>	<i>cbz</i>	<i>src_x19</i>	<i>src_sp</i>
-O1	Weight	-35.996	-27.139	-19.041	18.799	-15.941
	Feature	<i>nop</i>	<i>sdiv</i>	<i>dst_sp</i>	<i>src_x30</i>	<i>src_w8</i>
-O2	Weight	20.589	-13.904	12.474	-7.218	6.719
	Feature	<i>nop</i>	<i>movz</i>	<i>udf</i>	<i>dst_x29</i>	<i>umov</i>
-O3	Weight	-19.415	19.361	12.720	11.041	-10.278
	Feature	<i>dst_x29</i>	<i>dup</i>	<i>sbfiz</i>	<i>movi</i>	<i>dmb</i>
-Os	Weight	42.171	-22.245	-16.490	-12.939	-12.103
	Feature	<i>sdiv</i>	<i>nop</i>	<i>dst_x17</i>	<i>b.cs</i>	<i>dst_x25</i>

before, we also discuss how these ISA differences change the features deemed important by the SVM.

**Experimental Setup.** We compile a total of 8,187 binaries on a Raspberry Pi 4 Model B with 2 GB of RAM, varying the compiler family, version, and optimization level. Our pool of source code includes the GNU coreutils, diffutils, findutils, and inetutils packages, in addition to open-source C and C++ projects that we scraped from GitHub. Following our case study in Section III, we remove binaries with duplicate checksums to reduce label noise.

After these filtering steps, the final sample size of our corpus is 6,354 binaries. In contrast to our 64-bit ARM dataset (Section V-A), we do not apply size filtering because the range of binary sizes is smaller (the largest ARM32 binary is 1.5 MB, compared to 97 MB in our ARM64 dataset). We perform 10-fold cross validation and report the mean accuracy, runtime for all folds combined, and the five most heavily weighed features for each SVM.

**Results.** Our model achieves an accuracy of 0.9920 on the compiler family and 0.7860 on optimization level (with 5 labels), numbers that are consistent with its evaluation on 64-bit ARM binaries. When the label space for optimization level is reduced, we furthermore observe notable improvements in accuracy. Firstly, building on the insight that binaries compiled with -O2 and -O3 show high levels of similarity [9], we combine the two flags under one label. Here, the mean accuracy increases to 0.8560.

Secondly, we further simplify the problem as a binary classification task to detect the presence or absence of optimization, similarly to the first work of Pizzolotto et al. [34]. That is, we treat -O0 as one label, and the other four flags as the second label. In this setting, we observe an accuracy of 0.9929. Lastly, our model distinguishes binaries from old and new versions of gcc with 0.9664 accuracy, and of Clang with 0.8522 accuracy.

We also observe runtimes per binary that are consistent with the speed from Section V-A, which we report in Table IV. Here, the combined training and evaluation time are for all

three experiments: compiler family, optimization level, and compiler version. We note that when the optimization level is treated as a binary classification task, the model speeds up drastically since one vs. rest classifiers are no longer used.

Table IV: Accuracies and runtimes for the evaluation of our DComP-based model [4] on 32-bit ARM binaries.

Label	Accuracy	Task per Binary	Runtime
Family	0.9920	Extraction	127.63 ms
gcc Ver.	0.9664		
Clang Ver.	0.8522		
Optimization (5)	0.7860	Train + Evaluate*	22.14 ms
Optimization (4)	0.8560	Train + Evaluate*	24.05 ms
Optimization (2)	0.9929	Train + Evaluate*	1.39 ms

\*The Train + Evaluate tasks correspond to the end-to-end runtime to train all SVMs and predict compiler family, version, and each variation of optimization level classification. (5) indicates all five levels, (4) indicates the case where -O2 and -O3 are grouped, and (2) indicates the case where it is a binary classification task (-O0 against the rest).

Table V: Heaviest weights of each SVM and their corresponding features when trained on the 32-bit ARM dataset. Register features are italicized.

Task		1	2	3	4	5
Family	Weight	13.704	-7.499	-5.789	-5.037	4.231
	Feature	<i>bxeq</i>	<i>bxls</i>	<i>dst_lr</i>	<i>dst_r3</i>	<i>blt</i>
-O0	Weight	-4.774	-3.804	3.737	3.578	3.504
	Feature	<i>mrc</i>	<i>src_r6</i>	<i>src_ip</i>	<i>src_sp</i>	<i>and</i>
-O1	Weight	37.137	35.471	-30.865	-20.777	-19.942
	Feature	<i>andne</i>	<i>blne</i>	<i>ands</i>	<i>nop</i>	<i>clz</i>
-O2	Weight	27.711	25.517	-15.429	10.016	-8.143
	Feature	<i>clz</i>	<i>ands</i>	<i>dst_pc</i>	<i>bcs</i>	<i>bhi</i>
-O3	Weight	13.905	11.487	11.071	10.626	-10.225
	Feature	<i>src_r9</i>	<i>rsb</i>	<i>bhi</i>	<i>bxeq</i>	<i>push</i>
-Os	Weight	23.722	-22.803	17.638	-17.572	16.887
	Feature	<i>push</i>	<i>pop</i>	<i>ldrec</i>	<i>dst_lr</i>	<i>bgt</i>
gcc (6, 8)	Weight	-98.766	-28.465	26.945	8.583	8.221
	Feature	<i>bxls</i>	<i>subcs</i>	<i>bxeq</i>	<i>dst_fp</i>	<i>movw</i>
Clang (5, 7)	Weight	137.185	-79.410	-27.634	-25.791	-19.940
	Feature	<i>bmi</i>	<i>ldrbq</i>	<i>popeq</i>	<i>ldreq</i>	<i>ldrbne</i>

**Insights from Model Interpretation.** Due to space constraints, we show the learned classifier weights for optimization level only for the experiment where we considered all five labels (shown in Table V). There, we use the same notation for feature names as in Section V-A and Table III.

First, we note that some of the most emphasized features for the compiler family are the link register (*lr*; stores the return address) and *bx* instructions executed conditionally. The latter is another hallmark of 32-bit ARM, where *bx* is the *branch and exchange instruction set* instruction. Whereas 64-bit ARM has one instruction set, 32-bit ARM supports two



instruction sets, ARM and Thumb. Thumb uses 2- or 4-byte long instructions to shrink code size. Thus, an explanation could be that gcc and Clang binaries can be distinguished by how willing the compiler backend is to switch instruction sets.

For the one vs. rest classifiers on optimization level, we first note the absence of `nop` as an important feature in contrast to 64-bit ARM. Instead, the ‘hallmark’ features seem to vary for each optimization level. For example, `-O0` weighs the intraprocedural call register (`ip`) and stack pointer heavily from more function calls due to the lack of inlining. `-Os` has an emphasis on `push` and `pop`, which we attribute to the compiler grouping pushes or pops for multiple registers into one instruction, instead of emitting an instruction for one register as early as possible (to reduce code size).

Lastly, for compiler versions, `bx` instructions are again salient for gcc, hinting at a different preference for emitting ARM vs. Thumb instructions over its version history. For Clang, we observe `load (ldr)` instructions that are conditionally executed being heavily weighed — possibly an improvement in optimizing smaller if-then-else structures.

Table VI: Heaviest weights of the SVM classifier trained on the CompCert dataset. Register features are italicized.

Task		1	2	3	4	5
CompCert	Weight	-9.852	8.319	-3.474	3.049	-2.976
	Feature	<code>push</code>	<code><i>dst_ip</i></code>	<code>pop</code>	<code>bic</code>	<code>movw</code>

### C. Distinguishing Binaries from CompCert

We turn our focus to formally verified compilers, given the increasing presence of ARM processors in embedded and safety-critical systems. Hypothetically, an oracle that perfectly and quickly separates binaries originating from a formally-verified compiler would be useful as a scanning tool, such that binaries which pass its test can be guaranteed for correctness (i.e., the machine code exhibits the behavior specified by the original source code exactly).

We expect binaries from a formally verified compiler to manifest major differences in code generation, assuming that the compiler would make very conservative optimizations. In turn, we expect these differences would make our model a good approximation of such an oracle, given its high performance in Section V-A and Section V-B. We thus refine our model to distinguish binaries from CompCert [22], a formally verified C compiler, against binaries from gcc or Clang.

**Experimental Setup.** We use CompCert to cross-compile binaries for 32-bit ARM. CompCert does not currently support C++ and is not fully compatible with all C features (e.g., arrays of unknown length). Thus, for projects that failed to build to completion, we retain individual object files that successfully compiled. In addition, we add several C-based projects (e.g., the PHP engine). We compile this updated corpus with `-O0` and `-O2` on {CompCert, gcc 6, gcc 8, Clang 7, Clang 9}.

Next, we filter the corpus as in Section V-B, eliminating binaries with duplicate checksums or feature vectors, resulting in a sample size of 1,977. We run our model on a binary

classification task, where we assign one label to binaries from CompCert and one label to all other binaries.

**Results.** We observe an accuracy of 0.9934 on this task. Feature extraction took 44.18 ms per binary on our model, and the training and classification step took 7.97 ms per binary. Akin to our previous experiments, we show the features with heaviest weight in Table VI. Here, we find a notable correlation between the heaviest weights assigned by the SVM and patterns in assembly generated by CompCert. The weights of `push`, `dst_ip` and `pop` seem to result from how CompCert implements function calls, and serve as evidence that the SVM learns features which are contrasting between labels.

Instead of `push {fp}` or the equivalent `str fp, [sp, #IMM]` to store the frame pointer on the stack, function prologues in CompCert tend to begin with `mov ip, sp` followed by a subtraction of `sp`. In fact, assembly generated by CompCert seems to seldom make use of `fp`. CompCert’s function epilogues also seem distinct, with an addition to `sp` followed by a branch to `lr`, the link register (which holds the return address), instead of `pop` instructions to `fp` and `pc`.

### D. Surveying ARM Binaries in the Wild

We now show the applicability of DComP’s technique [4] to large corpora of readily-available binaries. We train our model on the 32-bit ARM dataset from Section V-B, but it predicts labels for more than 42,000 binaries of unknown provenance. Our target platforms are three Linux distributions with support for ARM: CentOS 7 (2019), Raspberry Pi OS released on May 7, 2021, and Ubuntu 20.04.

We take binaries (including shared objects) that were prepackaged in the `/usr/bin` folder of each distribution, and scrape a large set of binaries from their default package repositories. We list the sample size for each source in Table VII. Our classification task is identical to that in Section V-A, where the label space is {gcc, Clang} for the compiler family and {-O0, -O1, -O2, -O3, -Os} for the optimization level.

Table VII: Sample size for each Linux distribution, separated by prepackaged binaries and binaries we scraped from their default repository.

Binaries	CentOS	Raspberry Pi OS	Ubuntu
Repositories	9,887	17,678	12,372
Prepackaged	1,009	756	565

**Modifications to TF-IDF Feature Extraction.** Recall from Section IV that we consider TF-IDF scores computed over the vocabulary of distinct opcodes in binaries. As a result, it is possible for different sets of binaries to have different feature vector lengths and orderings (i.e., different vocabularies). Furthermore, using the IDF from the unknown binaries would result in a different pattern of emphasis on certain opcodes from that which the SVMs were trained to distinguish. To address these issues, we save the vocabulary and IDF vectors for all SVMs in the training step.

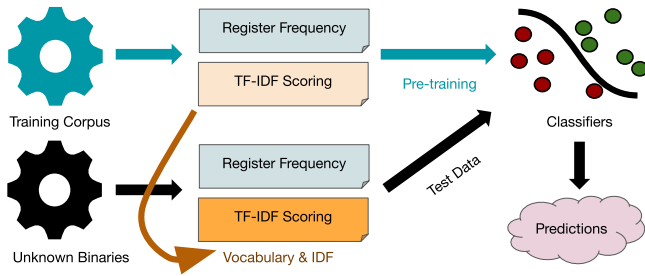


Figure 8: Overview of our revised model design for generating predictions on binaries without ground-truth labels. We omit the preprocessing step in this figure for brevity.

When extracting features for the unknown binaries, we leave the frequency distributions of register usage unchanged, since it is a statistic profiled per binary (and not the entire corpus being evaluated). However, for TF-IDF, we calculate the term frequency (TF) of only the opcodes that are present in each SVM’s dictionary. Next, we take the product of each TF vector and the IDF vector paired to the vocabulary that generated the TF vector, and L2-normalize the result. See Figure 8 for a model overview which reflects the changes for this experiment.

**Results.** We show our model’s predictions for the compiler family and optimization levels in Figure 9 (Top) for the prepackaged binaries, and Figure 9 (Bottom) for the binaries we scraped from each Linux distribution’s package repository.

For both prepackaged and scraped binaries, our model predicts the vast majority of them to have originated from gcc. In general, our model predicts -O2 or -O3 for most binaries, more specifically an affinity towards -O3 for binaries from Ubuntu, but in contrast -O2 for binaries from Raspberry Pi OS. While the work of Pizzolotto et al. predicts -O2 for most Ubuntu Server 20.04 binaries on x86-64 [35, Section V-E], our dataset is based on Ubuntu for Raspberry Pi (32-bit ARM).

After observing a majority of -Os predictions on macOS Catalina (x86-64), Pizzolotto et al. suggest it may be wrong to assume that unknown binaries were compiled with -O2 when reverse engineering them, despite its popularity in build systems [33]. We note the considerable proportion of -O1, -O3 and -Os in our predictions agrees with their statement.

## VI. THREATS TO VALIDITY

In this section, we state the assumptions we rely on to build our model and the limitations it can face should these assumptions not hold true. Firstly, we assume the features which were salient for distinguishing different compiler provenances in our work are generalizable to the corpora that the model evaluates. For instance, if our model is deployed as a scanning tool for specialized software built with an in-house toolchain, the assembly code of that software may not exhibit the same idiosyncrasies as the binaries in our datasets.

Secondly, we assume our pool of source code will cause compiler backends to generate substantially different assembly code from each other. However, we acknowledge that this may

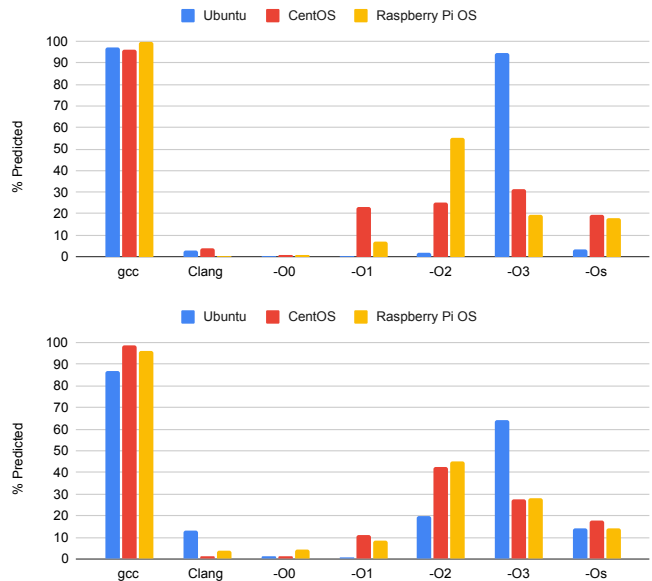


Figure 9: (Top) predictions for binaries prepackaged with each Linux distribution. (Bottom) predictions for binaries scraped from the default package repository of each Linux distribution.

be less likely for source code that makes extensive use of inline assembly, such as device drivers.

Thirdly, we assume that the binaries our model encounters have one compiler provenance. We recognize this may not be true in some cases, such as a binary which is statically linked with a library produced by a different compiler.

## VII. CONCLUSION

We are motivated to design an accurate, fast, and transparent model to recover the compiler provenance of ARM binaries, an area whose research has been limited despite the popularity of ARM devices. In this paper, we replicate the lightweight approach to feature engineering and model design of DComP [4], adapting it to classify 32- and 64-bit ARM binaries. We compare our model against a state-of-the-art deep neural network for compiler provenance that is architecture-agnostic [35], first addressing a previously undetected overfitting issue on the work’s dataset, and then showing we achieve accuracy on par. However, we show the lightweight approach trains and evaluates faster by orders of magnitude, and provides insights on features that shape the decision boundary via a direct inspection of model weights. Finally, we demonstrate a number of case studies using our model, recognizing binaries from a formally verified compiler with near-perfect accuracy, and surveying the provenance of ARM binaries from package repositories.

## REFERENCES

- [1] Rachel KE Bellamy, Kuntal Dey, Michael Hind, Samuel C Hoffman, Stephanie Houde, Kalapriya Kannan, Pranay Lohia, Jacquelyn Martino, Sameep Mehta, Aleksandra Mojsilović, et al. Ai fairness 360: An extensible toolkit for detecting and mitigating algorithmic bias. *IBM Journal of Research and Development*, 63(4/5):4–1, 2019.

- [2] Tristan Benoit, Jean-Yves Marion, and Sébastien Bardin. Binary level toolchain provenance identification with graph neural networks. In *2021 IEEE International Conference on Software Analysis, Evolution and Reengineering (SANER)*, pages 131–141. IEEE, 2021.
- [3] Diogo V Carvalho, Eduardo M Pereira, and Jaime S Cardoso. Machine learning interpretability: A survey on methods and metrics. *Electronics*, 8(8):832, 2019.
- [4] Ligeng Chen, Zhongling He, Hao Wu, Fengyuan Xu, Yi Qian, and Bing Mao. Dicom: Lightweight data-driven inference of binary compiler provenance with high accuracy. In *2022 IEEE International Conference on Software Analysis, Evolution and Reengineering (SANER)*, pages 112–122. IEEE, 2022.
- [5] Yu Chen, Zhiqiang Shi, Hong Li, Weiwei Zhao, Yiliang Liu, and Yuansong Qiao. Himalia: Recovering compiler optimization levels from binaries by deep learning. In *Proceedings of SAI Intelligent Systems Conference*, pages 35–47. Springer, 2018.
- [6] Microsoft Corporation. x64 architecture - windows drivers — microsoft docs. <https://docs.microsoft.com/en-us/windows-hardware/drivers/debugger/x64-architecture>, 2022.
- [7] Vijay D’Silva, Mathias Payer, and Dawn Song. The correctness-security gap in compiler optimization. In *2015 IEEE Security and Privacy Workshops*, pages 73–87. IEEE, 2015.
- [8] Yufei Du, Kevin Snow, Fabian Monrose, et al. Automatic recovery of fine-grained compiler artifacts at the binary level. In *2022 USENIX Annual Technical Conference (USENIX ATC 22)*, pages 853–868, 2022.
- [9] Manuel Egele, Maverick Woo, Peter Chapman, and David Brumley. Blanket execution: Dynamic similarity testing for program binaries and components. In *23rd USENIX Security Symposium (USENIX Security 14)*, pages 303–317, 2014.
- [10] Ricardo Bedin França, Denis Favre-Felix, Xavier Leroy, Marc Pantel, and Jean Souyris. Towards formally verified optimizing compilation in flight control software. In *PPES 2011: predictability and performance in embedded systems*, volume 18, pages 59–68. Schloss Dagstuhl, Leibniz-Zentrum fuer Informatik, 2011.
- [11] Luca Gazzola, Daniela Micucci, and Leonardo Mariani. Automatic software repair: A survey. *IEEE Transactions on Software Engineering*, 45(1):34–67, 2017.
- [12] Leilani H Gilpin, David Bau, Ben Z Yuan, Ayesha Bajwa, Michael Spector, and Lalana Kagal. Explaining explanations: An overview of interpretability of machine learning. In *2018 IEEE 5th International Conference on data science and advanced analytics (DSAA)*, pages 80–89. IEEE, 2018.
- [13] Mark Harman. The role of artificial intelligence in software engineering. In *2012 First International Workshop on Realizing AI Synergies in Software Engineering (RAISE)*, pages 1–6. IEEE, 2012.
- [14] Xu He, Shu Wang, Yunlong Xing, Pengbin Feng, Haining Wang, Qi Li, Songqing Chen, and Kun Sun. Binprov: Binary code provenance identification without disassembly. In *Proceedings of the 25th International Symposium on Research in Attacks, Intrusions and Defenses*, pages 350–363, 2022.
- [15] Sepp Hochreiter and Jürgen Schmidhuber. Long short-term memory. *Neural computation*, 9(8):1735–1780, 1997.
- [16] Michael J Hohnka, Jodi A Miller, Kenrick M Dacumos, Timothy J Fritton, Julia D Erdley, and Lyle N Long. Evaluation of compiler-induced vulnerabilities. *Journal of Aerospace Information Systems*, 16(10):409–426, 2019.
- [17] Yuede Ji, Lei Cui, and H Howie Huang. Vestige: Identifying binary code provenance for vulnerability detection. In *International Conference on Applied Cryptography and Network Security*, pages 287–310. Springer, 2021.
- [18] Daniel Kästner, Xavier Leroy, Sandrine Blazy, Bernhard Schommer, Michael Schmidt, and Christian Ferdinand. Closing the gap—the formally verified optimizing compiler compcert. In *SSS’17: Safety-critical Systems Symposium 2017*, pages 163–180. CreateSpace, 2017.
- [19] Sanjay Krishnan and Eugene Wu. Palm: Machine learning explanations for iterative debugging. In *Proceedings of the 2Nd workshop on human-in-the-loop data analytics*, pages 1–6, 2017.
- [20] Alexandre Lacoste, Alexandra Luccioni, Victor Schmidt, and Thomas Dandres. Quantifying the carbon emissions of machine learning. *arXiv preprint arXiv:1910.09700*, 2019.
- [21] Claire Le Goues, Michael Dewey-Vogt, Stephanie Forrest, and Westley Weimer. A systematic study of automated program repair: Fixing 55 out of 105 bugs for \$8 each. In *2012 34th International Conference on Software Engineering (ICSE)*, pages 3–13. IEEE, 2012.
- [22] Xavier Leroy, Sandrine Blazy, Daniel Kästner, Bernhard Schommer, Markus Pister, and Christian Ferdinand. Compcert—a formally verified optimizing compiler. In *ERTS 2016: Embedded Real Time Software and Systems, 8th European Congress*, 2016.
- [23] Mark Lipacis, Vedvati Shrotrre, and Natalia Winkler. Cloud instance analysis - aug’20: Graviton (arm) and inferentia ramp. <http://pdf.zacks.com/pdf/JY/H5669536.PDF>, Sep 2020. Accessed: July 23, 2021.
- [24] ARM Ltd. Arm cortex-a series programmer’s guide for armv8-a. <https://developer.arm.com/documentation/den0024/a/ARMv8-Registers>, 2022.
- [25] ARM Ltd. Arm compiler armasm user guide version 5.04. <https://developer.arm.com/documentation/dui0473/j/overview-of-the-arm-architecture/arm-registers>, 2022.
- [26] Luca Massarelli, Giuseppe A Di Luna, Fabio Petroni, Leonardo Querzoni, and Roberto Baldoni. Investigating graph embedding neural networks with unsupervised features extraction for binary analysis. In *Proceedings of the 2nd Workshop on Binary Analysis Research (BAR)*, 2019.
- [27] Ninareh Mehrabi, Fred Morstatter, Nripsuta Saxena, Kristina Lerman, and Aram Galstyan. A survey on bias and fairness in machine learning. *ACM Computing Surveys (CSUR)*, 54(6):1–35, 2021.
- [28] Alessio Micheli. Neural network for graphs: A contextual constructive approach. *IEEE Transactions on Neural Networks*, 20(3):498–511, 2009.
- [29] Maxime Morin and Sergi Alvarez. The radare2 book. <https://radare.gitbooks.io/radare2book/content/>, 2022.
- [30] Yuhei Otsubo, Akira Otsuka, Mamoru Mimura, Takeshi Sakaki, and Hiroshi Ukegawa. o-glassesx: compiler provenance recovery with attention mechanism from a short code fragment. In *Proceedings of the 3rd Workshop on Binary Analysis Research*, 2020.
- [31] Yuhei Otsubo, Akira Otsuka, and Mamoru Mimura. Compiler provenance recovery for multi-cpu architectures using a centrifuge mechanism. *arXiv preprint arXiv:2211.13110*, 2022.
- [32] Davide Patterson, Joseph Gonzalez, Quoc Le, Chen Liang, Lluís-Miquel Munguia, Daniel Rothchild, David So, Maud Texier, and Jeff Dean. Carbon emissions and large neural network training. *arXiv preprint arXiv:2104.10350*, 2021.
- [33] Jannik Pewny, Behrad Garmany, Robert Gawlik, Christian Rossow, and Thorsten Holz. Cross-architecture bug search in binary executables. In *2015 IEEE Symposium on Security and Privacy*, pages 709–724. IEEE, 2015.
- [34] Davide Pizzolotto and Katsuro Inoue. Identifying compiler and optimization options from binary code using deep learning approaches. In *2020 IEEE International Conference on Software Maintenance and Evolution (ICSME)*, pages 232–242. IEEE, 2020.
- [35] Davide Pizzolotto and Katsuro Inoue. Identifying compiler and optimization level in binary code from multiple architectures. *IEEE Access*, 9:163461–163475, 2021.
- [36] Mario Polino, Andrea Scorti, Federico Maggi, and Stefano Zanero. Jackdaw: Towards automatic reverse engineering of large datasets of binaries. In *International conference on detection of intrusions and malware, and vulnerability assessment*, pages 121–143. Springer, 2015.
- [37] Romila Pradhan, Jiongli Zhu, Boris Glavic, and Babak Salimi. Interpretable data-based explanations for fairness debugging. *arXiv preprint arXiv:2112.09745*, 2021.
- [38] Ashkan Rahimian, Paria Shirani, Saed Alrbaee, Lingyu Wang, and Mourad Debbabi. Bincomp: A stratified approach to compiler provenance attribution. *Digital Investigation*, 14:S146–S155, 2015.
- [39] Nathalie Rauschmayr, Vikas Kumar, Rahul Huilgol, Andrea Olgiati, Satadal Bhattacharjee, Nihal Harish, Vandana Kannan, Amol Lele, Anirudh Acharya, Jared Nielsen, et al. Amazon sagemaker debugger: a system for real-time insights into machine learning model training. *Proceedings of Machine Learning and Systems*, 3:770–782, 2021.
- [40] Nathan Rosenblum, Barton P Miller, and Xiaojin Zhu. Recovering the toolchain provenance of binary code. In *Proceedings of the 2011 International Symposium on Software Testing and Analysis*, pages 100–110, 2011.

- [41] Nathan E Rosenblum, Barton P Miller, and Xiaojin Zhu. Extracting compiler provenance from program binaries. In *Proceedings of the 9th ACM SIGPLAN-SIGSOFT workshop on Program analysis for software tools and engineering*, pages 21–28, 2010.
- [42] Franco Scarselli, Marco Gori, Ah Chung Tsoi, Markus Hagenbuchner, and Gabriele Monfardini. The graph neural network model. *IEEE transactions on neural networks*, 20(1):61–80, 2008.
- [43] Masayoshi Son. Markets for arm: 2015 and 2020. [https://group.softbank/system/files/news/conference/2016/20160718/20160718\\_01\\_en.pdf](https://group.softbank/system/files/news/conference/2016/20160718/20160718_01_en.pdf), Jul 2016. Accessed: July 23, 2021.
- [44] J Souyris. Industrial use of compcert on a safety-critical software product, feb. 2014. 2014. URL [http://projects.laas.fr/IFSE/FMF/J3/slides/P05\\_Jean\\_Souyris.pdf](http://projects.laas.fr/IFSE/FMF/J3/slides/P05_Jean_Souyris.pdf).
- [45] Emma Strubell, Ananya Ganesh, and Andrew McCallum. Energy and policy considerations for deep learning in nlp. *arXiv preprint arXiv:1906.02243*, 2019.
- [46] Emma Strubell, Ananya Ganesh, and Andrew McCallum. Energy and policy considerations for modern deep learning research. In *Proceedings of the AAAI Conference on Artificial Intelligence*, volume 34, pages 13693–13696, 2020.
- [47] TeamHG-Memex. Teamhg-memex/eli5: A library for debugging/inspecting machine learning classifiers and explaining their predictions. <https://github.com/TeamHG-Memex/eli5>, 2022.
- [48] Zhenzhou Tian, Yaqian Huang, Borun Xie, Yanping Chen, Lingwei Chen, and Dinghao Wu. Fine-grained compiler identification with sequence-oriented neural modeling. *IEEE Access*, 9:49160–49175, 2021.
- [49] Ashish Vaswani, Noam Shazeer, Niki Parmar, Jakob Uszkoreit, Llion Jones, Aidan N Gomez, Łukasz Kaiser, and Illia Polosukhin. Attention is all you need. *Advances in neural information processing systems*, 30, 2017.
- [50] Preeti Wadhvani and Shubhangi Yadav. Microcontroller market size & share: Global forecasts 2027. <https://www.gminsights.com/industry-analysis/microcontroller-market>, Jan 2021.
- [51] Fish Wang and Yan Shoshitaishvili. Angr-the next generation of binary analysis. In *2017 IEEE Cybersecurity Development (SecDev)*, pages 8–9. IEEE, 2017.
- [52] James Wang. Increasing in share of developers, apple and amazon could topple intel’s x86 empire. <https://seekingalpha.com/article/4360818-increasing-in-share-of-developers-apple-and-amazon-topple-intels-x86-empire>, Jul 2020. Accessed: June 3, 2021.
- [53] Xi Wang, Nikolai Zeldovich, M Frans Kaashoek, and Armando Solar-Lezama. Towards optimization-safe systems: Analyzing the impact of undefined behavior. In *Proceedings of the Twenty-Fourth ACM Symposium on Operating Systems Principles*, pages 260–275, 2013.
- [54] Shouguo Yang, Zhiqiang Shi, Guodong Zhang, Mingxuan Li, Yuan Ma, and Limin Sun. Understand code style: Efficient cnn-based compiler optimization recognition system. In *ICC 2019-2019 IEEE International Conference on Communications (ICC)*, pages 1–6. IEEE, 2019.
- [55] Zhaomo Yang, Brian Johannsmeyer, Anders Trier Olesen, Sorin Lerner, and Kirill Levchenko. Dead store elimination (still) considered harmful. In *26th USENIX Security Symposium (USENIX Security 17)*, pages 1025–1040, 2017.
- [56] Richard York. Embedded segment market update. [https://www.arm.com/zh/files/event/1\\_2015\\_ARM\\_Embedded\\_Seminar\\_Richard\\_York.pdf](https://www.arm.com/zh/files/event/1_2015_ARM_Embedded_Seminar_Richard_York.pdf), Jul 2015. Accessed: July 23, 2021.