

Adapting Transformer Language Models for Predictive Typing in Brain-Computer Interfaces

Shijia Liu and David A. Smith
Khoury College of Computer Sciences
Northeastern University
Boston, MA

liu.shij@northeastern.edu, dasmith@ccs.neu.edu

Abstract

Brain-computer interfaces (BCI) are an important mode of alternative and augmentative communication for many people. Unlike keyboards, many BCI systems do not display even the 26 letters of English at one time, let alone all the symbols in more complex systems. Using language models to make character-level predictions, therefore, can greatly speed up BCI typing (Ghosh and Kristensson, 2017). While most existing BCI systems employ character n-gram models or no LM at all, this paper adapts several wordpiece-level Transformer LMs to make character predictions and evaluates them on typing tasks. GPT-2 fares best on clean text, but different LMs react differently to noisy histories. We further analyze the effect of character positions in a word and context lengths.

1 Introduction

The use of state-of-the-art language models in facilitating typing tasks is prominent in various computer applications nowadays. From autocomplete features in email and text messaging apps to search suggestion functionalities in many websites, language models have been playing an important roles in reducing users' typing time and thus enhancing their overall experience by providing accurate typing predictions.

One distinctive use of language models in predictive typing is in brain-computer interface (BCI) systems. BCI systems enable people who have lost their motor functions and cannot communicate via common writing and speaking channels to express themselves by brain waves (Birbaumer et al., 1999; Sellers et al., 2010). Specifically, these systems observe signals, such as electroencephalograms (EEG), and process them in order to detect users' intended expressions.

During typing in BCI systems, candidate letters are often presented to users in series, so it is desirable to show more likely target letters earlier to

save typing time. Thus, language models become useful since they are able to make relatively accurate typing suggestions as well as correct errors (Ghosh and Kristensson, 2017). Currently, studies on using language models to facilitate BCI typing have limited scope: the language models examined are mostly simple character n-gram models (Oken et al., 2014; Mora-Cortes et al., 2014; Speier et al., 2016, 2017, 2018) or other finite-state approaches (Dudy et al., 2018). Dong et al. (2019) shows an LSTM based language model for typing prediction that is robust to noisy input, but it requires training on noisy data.

In the past few years, large-scale pretrained language models have proved to be best suited for many NLP tasks due to the significant performance improvements they are able to achieve. Hence, these models are good candidates to incorporate into BCI systems. In this scenario, we would like language models to give accurate predictions on what users intend to type. For such a task, autoregressive language models, which are trained to sequentially generate text, have shown to be very effective. This class of models—starting with GPT (Radford et al., 2018), GPT-2 (Radford et al., 2019), and Transformer-XL (Dai et al., 2019)—generate coherent paragraphs of text that are increasingly hard to distinguish from human output.

For text generation tasks, these autoregressive language models are typically evaluated on metrics such as perplexity (PPL), bits-per-character (BPC) or word level accuracy. However, since in BCI systems candidate characters are presented sequentially to users, the rankings of the target letters matter the most. Thus, information retrieval measures such as mean reciprocal rank (MRR) and recall at rank k should be the main evaluation metrics when judging predictive performance. It is essential to achieve high mean reciprocal rank on the correct letters and high recall of the correct characters in the top k candidates presented to the users.

In this paper, therefore, we evaluate several current pretrained language models on a predictive typing task. We chose models that are large enough to have proven effective on several tasks in prior work, but small enough to run on a single machine for deployment in a BCI system. The language models we evaluate are all based on the transformer architecture (Vaswani et al., 2017), which has become the standard choice for many NLP problems. We seek to predict the next characters the users intend to type given the input so far. The research questions we aim to answer are: (1) What is the overall performance on character prediction of the different models that we evaluate? How does the performance differ when predicting different character positions in words? (2) How does the predictive performance vary with different context length (we model context length as the number of complete words in given input)? (3) In the presence of noise, how does the performance degradation diverge for different models, and what are the reasons for such difference? Further, is such degradation correlated with different context lengths?

Four different transformer language models are examined in order to address these questions: Reformer (Kitaev et al., 2020), Transformer-XL (Dai et al., 2019), GPT-2 (Radford et al., 2019) and GPT (Radford et al., 2018). We also utilize a unigram baseline model to compare results. Two datasets we use to run experiments on are the ALS Phrasenet (Costello, 2014) and the Switchboard Corpus (Godfrey et al., 1992).

Evaluation results indicate that GPT-2 gives best performance on both evaluation datasets across all metrics with clean input text. Predicting the first characters in words proves to be the most difficult for all transformer models, where it generally gets easier when predicting the later parts of words. Longer context length usually helps improve the predicting performance, although not always for predicting the first characters in words. Finally, different models react differently to input noise, where some of the best performing models on clean text degrade significantly with the presence of noise. With some variation, the performance degradation with noise is generally correlated with context lengths.

2 Related Work

There have been multiple attempts to integrate language models into BCI systems. Oken et al. (2014)

utilizes a six-gram character level language model, where the difference between the predicted probabilities of the target letters and the top ranked letters is used to mark the levels of spelling difficulty. Speier et al. (2016, 2017, 2018) is a series of work that investigates how typing rate and accuracy could be improved with the help of language models in BCI systems by carrying out actual user studies. Dudy et al. (2018) proposes an FST based joint word-character language model that incorporates ambiguous history into decoding in order to build a more robust prediction system, which achieves promising results on perplexity and predictive accuracy. Lastly, Dong et al. (2019) examines the usefulness of training recurrent language models on noisy text since it makes the models more robust to typical noisy input in BCI systems.

3 Models and Methods

3.1 Models

As stated above, we mainly consider pretrained transformer-based autoregressive language models for character prediction. The models we use for our experiments are Reformer, Transformer-XL, GPT-2 and GPT. We briefly review the main ideas of these models below:

- **Reformer** (Kitaev et al., 2020): Reformer is an autoregressive transformer language model with techniques that allow improved computing efficiency. The techniques include replacing dot-product attention by LSH (locality-sensitive hashing) attention, as well as using reversible residual layers instead of standard residuals. The model we use for our experiments is a character level Reformer model trained on enwik8 (Hutter, 2018).
- **Transformer-XL** (Dai et al., 2019): Transformer-XL introduces a novel recurrence mechanism that allows the model to learn longer-term dependencies beyond a fixed length context. The segment-level recurrence mechanism (a segment is a number of consecutive tokens), which considers inputs from two consecutive segments, enables the model to capture information from the previous segment as well as the current one.
- **GPT-2** (Radford et al., 2019): GPT-2 is a 1.5B parameter transformer pretrained on a large

and diverse English corpus. It is trained to predict the next words in sentences. The training process is autoregressive, meaning that the target sequences of the model are the same as the input sequences, shifted one token to the right. When making predictions, the model can only see input from history, not from future. Hence, the model is suitable for text generation tasks.

- **GPT (Radford et al., 2018):** GPT is the previous version of GPT-2. It has the same autoregressive training objective and is trained on the BookCorpus dataset (Zhu et al., 2015). The model has 117M parameters.

3.2 Methods

In this section we detail the methods we use to generate character level predictions from what is returned by language models in §3.1.

3.2.1 Reformer: Direct Character Level Predictions

The Reformer model is a character level model, which returns a probabilistic distribution over a set of characters in its vocabulary for next character prediction. We simply use this distribution as final result.

3.2.2 Transformer-XL: Whole Word Prediction with a Closed Vocabulary

The Transformer-XL model utilizes a closed vocabulary of English words. We simply take the input and remove the partially-typed last word. The model gives a prediction of the last word over the entire vocabulary. Then we select words in the vocabulary that have prefixes matching the partially-typed last word from the input. Then we renormalize the probability distribution over the selected words and marginalize over the first character after the matched prefix. The resulting character-level distribution is a prediction of the next character given current input.

3.2.3 GPT-2 and GPT: Beam Search on Subword Units

As for GPT-2 and GPT models, byte-pair encoding (BPE) (Sennrich et al., 2016) is used for tokenization. The main idea of BPE is to create a fixed-size vocabulary that contains common English subword units. A less common word would thus be broken down into several subword units in the vocabulary.

For example, in GPT-2, the tokenization of character sequence “*peanut butter and jelly*” would be (“_” denotes a space character):

[*'pe', 'anut', '_butter', '_and', '_j', 'el'*]

Therefore, in order to generate a predictive distribution on the next characters, we need to examine all the possibilities that could complete the final subword units in the input sequences. Similar to what we do for the Transformer-XL model, we make the model predict the last subword unit over the entire subword vocabulary. Then we select the subword units with prefixes matching the partially-typed last subword from the input (in the example case above, the selected subword units should start with “*el*”). We then perform the same renormalization and marginalization as for the Transformer-XL model and obtain a distribution over a set of characters.

However, predicting only the final subword units may limit the space of possible continuations of the input. To remedy that, we need to look beyond one subword unit. We therefore use beam search to generate multiple subword units. Beam search is a heuristic search algorithm that expands the most promising hypotheses in a selected set. In our case, the most promising hypotheses would be the top ranked subword units on the current beam. For each of these hypotheses, we make the language model further predict the next subword unit over the entire vocabulary. Then the top ranked hypotheses returned are again retained for further expansion. The renormalization and marginalization are performed at the end of the beam search for all candidates on the beam. The beam size and the beam search depth are hyperparameters that can be adjusted.

4 Data and Experiments

4.1 Data

In our experiments we evaluate on two datasets. The first is closely related to the BCI domain: it contains manually anonymized messages created by people with ALS (Amyotrophic Lateral Sclerosis, a progressive nervous system disease that causes loss of muscle control). The second dataset is the Switchboard corpus (Godfrey et al., 1992), which is a collection of transcripts of two-sided telephone conversations. We choose this dataset since we would like to simulate the conversational nature of communications between BCI users and

systems. Below we will give more detailed information of these two datasets.

- **ALS Phraseset** (Costello, 2014): The dataset contains 2,082 messages that serve as a “vocabulary” in a message bank. The creation of these message is a part of a process called *voice banking*. Voice banking is a procedure of “recording a large inventory of someone’s speech which is then used to create a synthetic voice that approximates their natural voice” (Costello, 2014). This enables people to communicate messages via a voice synthesizer that imitates their natural speech. The message vocabulary in this dataset can be retrieved by users of augmentative communication technologies and they can speak them in their own voice.
- **Switchboard Corpus** (Godfrey et al., 1992): The Switchboard Corpus contains transcripts from about 260 hours of speech. Specifically, it includes about 2,400 two-sided telephone conversations among 543 speakers from around the United States. The corpus was collected automatically over T1 lines at Texas Instruments. The callers are given appropriate recorded prompts, and topics for discussion are also introduced before the conversations start.

4.2 Experiments

In this section, we describe the experiments performed for our analysis. We first outline data preprocessing steps and introduce evaluation metrics. Then we inspect results from various experiments in detail.

4.2.1 Data Preprocessing

For the ALS phraseset, we remove all the punctuation marks and expand all contractions. As for the Switchboard corpus, we delete interjections such as “uh-huh”, “yeah” and “uh”, as well as punctuation and dialogue-specific placeholders such as “MUMBLEx”.

For evaluation, we use the whole ALS phraseset and randomly sample 500 conversations from Switchboard. For our experiments on character predictions, we only look at the first four turns of the Switchboard conversations.

4.2.2 Evaluation Metrics

The main evaluation metrics for our character prediction task is MRR and Recall@ k . We report and

compare MRR@ k and Recall@ k across different models, where k indicates the number of top-ranked characters in our predictions that will be taken into account when computing the metrics. Specifically, MRR@ k is the mean over different predictions of the reciprocal rank of the correct target letter if it is in the top k characters or zero otherwise. Recall@ k indicates the proportion of the cases where the correct target letter is in the top k characters suggested by the language model.

4.3 Main Results on Character Prediction

In this section, we report the main results of our character prediction task on the ALS Phraseset and the Switchboard Corpus. We examine results averaged over all character positions in words, as well as results for different character positions. For the ALS Phraseset, we let the language models predict the characters in the last word of each phrase. For the Switchboard Corpus, the last word of each turn is used for prediction. Furthermore, we use a unigram language model trained on the ALS Phraseset to interpolate with all the transformer models (except for the character level model Reformer) in our experiments for smoothing purposes, since the distributions given by the transformer models can be very “sharp”, where most of the probability mass falls on the top few letters. Therefore, interpolating with a unigram model gives more probability to the lower ranked letters. We choose an interpolation coefficient of 0.8. As for the beam search method we use for GPT-2 and GPT, the beam size is chosen to be 20 where the search depth is 2. We use the Huggingface transformers v4.17.0¹ implementations for all transformer language models and run our experiments with their default parameter settings. For all experiments, we report the mean results of 3 consecutive runs. We run our experiments on a computing cluster with GPUs and it takes \sim 9 hours to complete one run on both datasets.

Averaging over all character positions in a word Table 1 shows the results on the ALS phraseset, averaged over all character positions. To give a straightforward sense of the good performance all transformer language models deliver, we include a unigram baseline model (trained on the ALS Phraseset). As we can see, all transformer language models perform significantly better than the unigram baseline model. Among all models, GPT-2

¹<https://huggingface.co/docs/transformers/index>

Language Model	MRR@10	Recall@10	MRR@5	Recall@5	MRR@3	Recall@3
Unigram Baseline	0.2294	0.7022	0.1835	0.3681	0.1552	0.2424
Reformer	0.7080	0.9381	0.6984	0.8664	0.6806	0.7883
Transformer-XL	0.7267	0.9308	0.7185	0.8700	0.7039	0.8060
GPT: Beam Search	0.7776	0.9487	0.7706	0.8973	0.7607	0.8545
GPT-2: Beam Search	0.8253	0.9611	0.8196	0.9195	0.8103	0.8789

Table 1: Results on the ALS Phraseset, averaged across all character positions

Language Model	MRR@10	Recall@10	MRR@5	Recall@5	MRR@3	Recall@3
Unigram Baseline	0.2292	0.7184	0.1821	0.3669	0.1543	0.2420
Reformer	0.7361	0.9394	0.7265	0.8708	0.7115	0.8050
Transformer-XL	0.7648	0.9419	0.7558	0.8756	0.7447	0.8270
GPT: Beam Search	0.6474	0.8960	0.6316	0.7774	0.6180	0.7175
GPT-2: Beam Search	0.8185	0.9530	0.8122	0.9055	0.8028	0.8650

Table 2: Results on the Switchboard Corpus, averaged across all character positions

fares best across all metrics, achieving a 82.53% MRR@10 and a 96.11% Recall@10. Interestingly, the Reformer model, which is trained at the character level, does not perform as well as other transformer models trained at word (or subword) level. This is probably due to the fact that the corpus that the Reformer model is trained on (enwik8) is relatively smaller and less diverse compared to the training corpus of other transformer models.

Table 2 shows the results on the Switchboard Corpus, averaged over all character positions. Same as what we see on the ALS phraseset, GPT-2 gives the best performance across all metrics, achieving a 81.85% MRR@10 and a 95.30% Recall@10. Interesting, GPT does not perform as well as it does on the ALS phraseset. In fact, it has the worst results among all models. This is probably because the BookCorpus dataset it is trained on (Zhu et al., 2015) has little in common with conversational transcripts. The Reformer and the Transformer-XL models perform reasonably well. Similar to the what we have for the ALS phraseset, Reformer as a character based transformer model does not fare as well as word based models such as Transformer-XL and GPT-2.

On specific positions in a word Figure 1 and Figure 2 illustrate the results on MRR@10 and Recall@10 for different character positions in the predicted words on the ALS Phraseset. As shown in these figures, predicting the first character in a word proves to be the most difficult across all transformer models. GPT-2 and GPT fare better in predicting the first character than Reformer and

Transformer-XL do. As we have more characters appearing in a word as context, the performance starts to improve for all transformer models, and the gap between models begins to decrease. All transformer models achieves near-perfect results in Recall@10 when we have more than 8 characters typed in a word.

Figure 3 and Figure 4 show results for different character positions in the predicted words on the Switchboard Corpus. Similar to what we have on the ALS phraseset, predicting the first character in a word is the most difficult for transformer models. When predicting earlier positions in words, there are significant gaps between the results of GPT and that of other transformer models. Such gaps contribute to the fact that GPT performs worst among all transformer models on average over all character positions. The gaps eventually diminish as we have longer context in predicted words. Although both MRR@10 and Recall@10 approach 1 for transformer models towards the end of predicted words, we do see a drop in MRR@10 from GPT and Transformer-XL when the number of context character is 12, which is interesting.

4.4 The Role of Context Length

In this section we discuss how performance varies with different context lengths in input history. We represent context length as the number of words in the input prior to the words used for prediction. Since the context lengths in the Switchboard corpus are scattered sparsely over a large range of numbers, the results do not provide very meaningful interpretations. Therefore, we only show results on

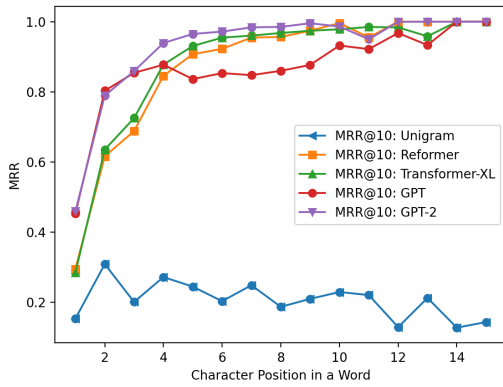


Figure 1: MRR@10 for different character positions on ALS Phraseset

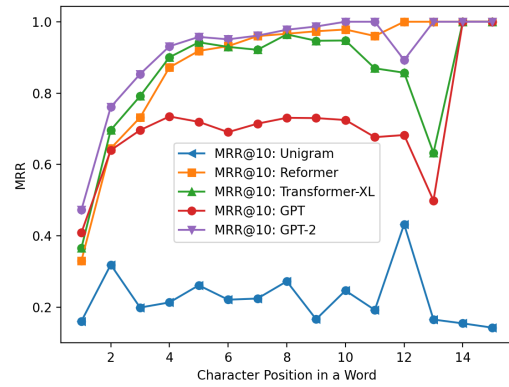


Figure 3: MRR@10 for different character positions on Switchboard Corpus

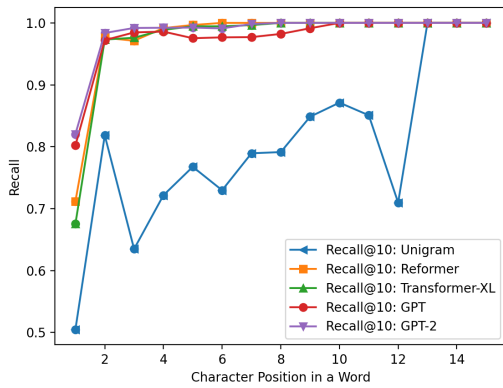


Figure 2: Recall@10 for different character positions on ALS Phraseset

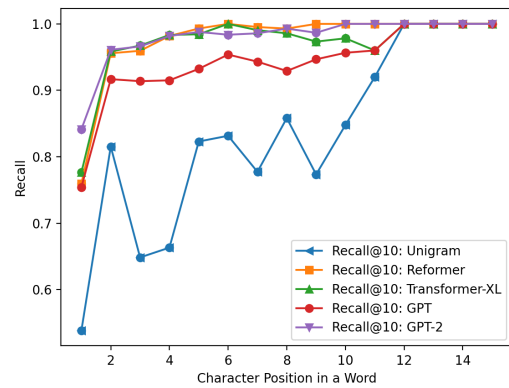


Figure 4: Recall@10 for different character positions on Switchboard Corpus

the ALS Phraseset in this section.

Average performance over all character positions Figure 5 and Figure 6 show MRR@10 and Recall@10 averaged over all character positions in predicted words for different number of context words. As we can see, results on both metrics increase as we have more words in context for transformer models. Of all transformer models, GPT-2 gives best results on both MRR@10 and Recall@10 for almost all different context lengths, which is aligned with our observations from §4.3 that GPT2 fares best across all models.

GPT-2’s performance vs. context length on predicting different character positions of words Figure 7 and Figure 8 illustrate MRR@10 and Recall@10 on predicting the first, second, third and fourth characters in words versus different number of context words from the GPT-2 model. As shown in the results, the performance on predicting the

first character is consistently the worst. The results on both metrics also show a general improvement in performance when the character position increases. There is no strict upward trend in MRR as we have more context, especially for predicting the first character.

4.5 Noisy Histories

In this section, we examine the effect of noise in typing history and how it changes the prediction performance of different models. Noisy input is very common in BCI settings since BCI users often make spelling mistakes. In our experiment, we artificially replace a certain amount of context with randomly selected letters from the English alphabet.

Table 3 and Table 4 show the decreases in performance metrics for various models on the ALS Phraseset and on the Switchboard Corpus. Absolute numbers of the performance metrics are in

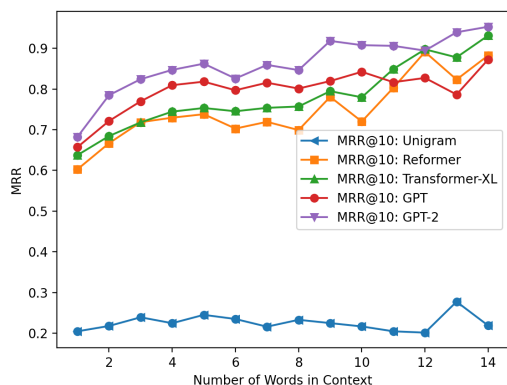


Figure 5: MRR@10 for different number of context words on ALS Phraseset

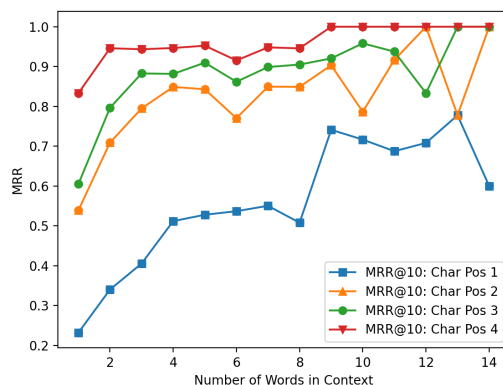


Figure 7: GPT2 model's MRR@10 vs. context length on predicting different character positions of words on ALS Phraseset

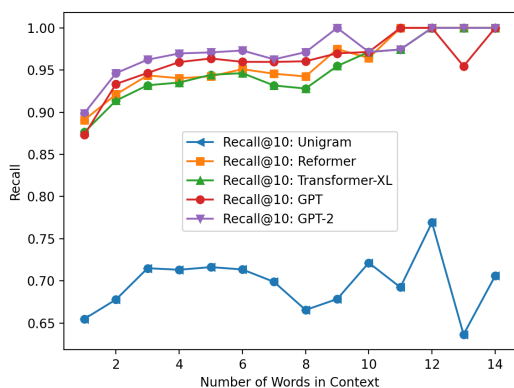


Figure 6: Recall@10 for different number of context words on ALS Phraseset

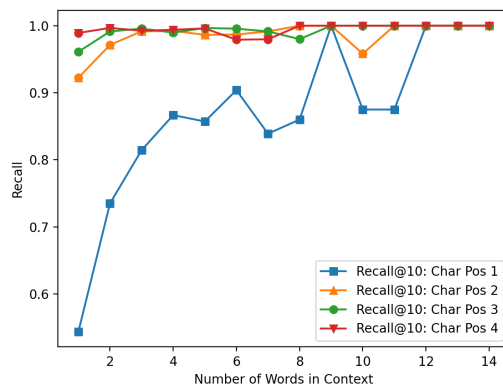


Figure 8: GPT2 model's Recall@10 vs. context length on predicting different character positions of words on ALS Phraseset

appendix A. On both datasets, Transformer-XL exhibits the smallest degradation in performance among all models. Furthermore, Transformer-XL shows the best absolute performance across all metrics. This is probably due to the fact that, since Transformer-XL employs a closed vocabulary, we do not use beam search to predict multiple subword units. Instead we let the model predict the last word of input and compute exact character marginals on words in the vocabulary that have prefixes matching the partially typed last word. Therefore, the effect of noise is smaller since the model considers longer input units (words instead of subwords or individual characters). When a single incorrect character appears in a relatively long whole word, it may not confuse the model very much. On the other hand, both GPT and GPT-2 see significant drops in performance with the presence of noise, indicating that these models are not very robust to noisy input.

Figure 9 and Figure 10 illustrate the changes in MRR and Recall for different models with respect to different context lengths (As in Section 4.4 above, we only experiment on the ALS phraseset). In general, the drops in two metrics increases when the context is longer. This is probably because more noise (in an absolute sense) is introduced with longer input, which brings more negative impact on predictions given by the language models. However, we do see a few outliers where the changes drop sharply with longer context. This is an interesting phenomenon, and we would like to explore more on it for future work.

5 Conclusion

In this paper we explore the performance of four transformer language models (Reformer, Transformer-XL, GPT-2 and GPT) on predictive

Language Model	$\Delta\text{MRR}@10$	$\Delta\text{Recall}@10$	$\Delta\text{MRR}@5$	$\Delta\text{Recall}@5$	$\Delta\text{MRR}@3$	$\Delta\text{Recall}@3$
Reformer	-0.0903	-0.0338	-0.0947	-0.0662	-0.0990	-0.0846
Transformer XL	-0.0401	-0.0079	-0.0423	-0.0231	-0.0448	-0.0332
GPT: Beam Search	-0.2089	-0.0777	-0.2192	-0.1546	-0.2294	-0.1999
GPT2: Beam Search	-0.1863	-0.0631	-0.1940	-0.1201	-0.2040	-0.1633

Table 3: Results Difference on the ALS Phraseset with 10% noise present, averaged across all character positions

Language Model	$\Delta\text{MRR}@10$	$\Delta\text{Recall}@10$	$\Delta\text{MRR}@5$	$\Delta\text{Recall}@5$	$\Delta\text{MRR}@3$	$\Delta\text{Recall}@3$
Reformer	-0.1162	-0.0453	-0.1218	-0.0891	-0.1267	-0.1097
Transformer XL	-0.0693	-0.0245	-0.0702	-0.0319	-0.0753	-0.0532
GPT: Beam Search	-0.1607	-0.0713	-0.1677	-0.1244	-0.1756	-0.1588
GPT2: Beam Search	-0.1935	-0.0708	-0.2013	-0.1288	-0.2093	-0.1643

Table 4: Results Difference on the Switchboard Corpus with 10% noise present, averaged across all character positions

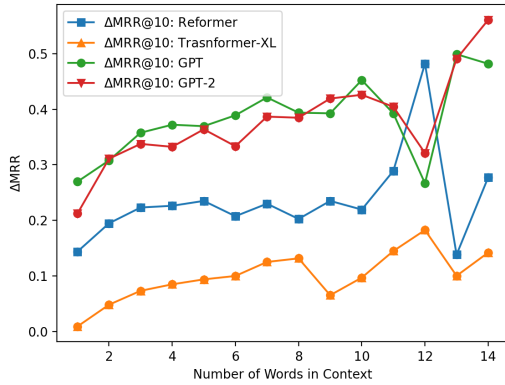


Figure 9: $\Delta\text{MRR}@10$ for different number of context words on ALS Phraseset with 10% noise present

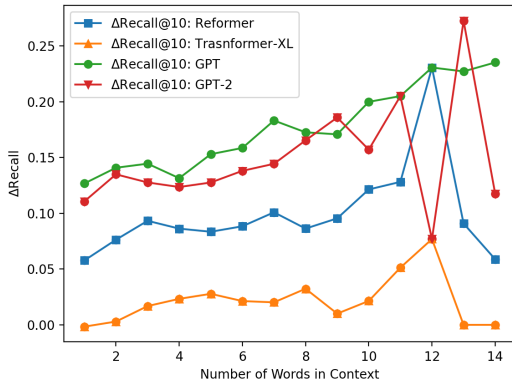


Figure 10: $\Delta\text{Recall}@10$ for different number of context words on ALS Phraseset with 10% noise present

typing tasks, using metrics relevant to their deployment in brain-computer interface systems. We experiment on two datasets: the ALS Phraseset and the Switchboard corpus. We also develop a beam search based algorithm for GPT-2 and GPT to predict multiple subword units. We examine the experimental results averaged over all character positions in a word, as well as on different character positions. Among all the models, GPT-2 fares best in most scenarios. We also see that the performance improves for all models on later character positions in a word. Furthermore, we investigate the effect of context lengths in prediction performance. Generally, the predictions are more accurate with longer context. Lastly, we examine the effect of noise in input. It turns out that Transformer-XL is the most noise-robust language model at the level of 10% noise. On the other hand, the performance of GPT-2 and GPT are heavily impacted by the presence of noise. The performance degradation with noise is generally correlated with context lengths.

Future work will involve investigating the relationship between prediction performance and the internal properties of language models. For example, we explore how perplexity relates to these predictive evaluation metrics. Moreover, we can see whether fine-tuning the language models with noisy input could reduce the performance degradation with noisy context. Lastly, we are happy to share that our collaborators have begun testing these language models on real BCI systems. It would be interesting to see how actual users react to the enhancements these language models provide. Overall, we believe that our experiments open exciting avenues for this line of research.

6 Limitations

We have conducted an extensive evaluation of the performance of large language models using the transformer architecture on character-level predictive typing tasks. We note, however, a few areas of limitation that suggest avenues for future work:

- As noted above, models using subword tokenization seem particularly susceptible to character typing errors in the history. More work needs to be done exploring how character-level edits change tokenization, how they interact with search errors in beam search, and how these cascading errors can be mitigated.
- Due to a lack of extensive, anonymized BCI typing logs, we use a character unigram edit model to simulate noisy data. As more real BCI interaction data becomes available, we could simulate more realistic noisy histories.
- Analyzing typing accuracy in longer documents or long-running dialogues, where transformer architectures can take advantage of more context, is left for future work.

References

- Niels Birbaumer, Nimr Ghanayim, Thilo Hinterberger, Iver Iversen, Boris Kotchoubey, Andrea Kübler, Juri Perelmouter, Edward Taub, and Herta Flor. 1999. A spelling device for the paralysed. *Nature*, 398(6725):297–298.
- John M Costello. 2014. Message banking, voice banking and legacy messages. *Boston, MA: Boston Children’s Hospital*.
- Zihang Dai, Zhilin Yang, Yiming Yang, Jaime Carbonell, Quoc Le, and Ruslan Salakhutdinov. 2019. [Transformer-XL: Attentive language models beyond a fixed-length context](#). In *Proceedings of the 57th Annual Meeting of the Association for Computational Linguistics*, pages 2978–2988, Florence, Italy. Association for Computational Linguistics.
- Rui Dong, David A Smith, Shiran Dudy, and Steven Bedrick. 2019. Noisy neural language modeling for typing prediction in bci communication. In *Proceedings of the Eighth Workshop on Speech and Language Processing for Assistive Technologies*, pages 44–51.
- Shiran Dudy, Steven Bedrick, Shaobin Xu, and David A Smith. 2018. A multi-context character prediction model for a brain-computer interface. In *Proceedings of the conference. Association for Computational Linguistics. North American Chapter. Meeting*, volume 2018, page 72. NIH Public Access.
- Shaona Ghosh and Per Ola Kristensson. 2017. Neural networks for text correction and completion in keyboard decoding. *arXiv preprint arXiv:1709.06429*.
- John J Godfrey, Edward C Holliman, and Jane McDaniel. 1992. Switchboard: Telephone speech corpus for research and development. In *Acoustics, Speech, and Signal Processing, IEEE International Conference on*, volume 1, pages 517–520. IEEE Computer Society.
- Marcus Hutter. 2018. The human knowledge compression contest.
- Nikita Kitaev, Lukasz Kaiser, and Anselm Levskaya. 2020. [Reformer: The efficient transformer](#). In *International Conference on Learning Representations*.
- Anderson Mora-Cortes, Nikolay V Manyakov, Nikolay Chumerin, and Marc M Van Hulle. 2014. Language model applications to spelling with brain-computer interfaces. *Sensors*, 14(4):5967–5993.
- Barry S Oken, Umut Orhan, Brian Roark, Deniz Erdogmus, Andrew Fowler, Aimee Mooney, Betts Peters, Meghan Miller, and Melanie B Fried-Oken. 2014. Brain-computer interface with language model–electroencephalography fusion for locked-in syndrome. *Neurorehabilitation and neural repair*, 28(4):387–394.
- Alec Radford, Karthik Narasimhan, Tim Salimans, and Ilya Sutskever. 2018. Improving language understanding by generative pre-training.
- Alec Radford, Jeffrey Wu, Rewon Child, David Luan, Dario Amodei, Ilya Sutskever, et al. 2019. Language models are unsupervised multitask learners. *OpenAI blog*, 1(8):9.
- Eric W Sellers, Theresa M Vaughan, and Jonathan R Wolpaw. 2010. A brain-computer interface for long-term independent home use. *Amyotrophic lateral sclerosis*, 11(5):449–455.
- Rico Sennrich, Barry Haddow, and Alexandra Birch. 2016. [Neural machine translation of rare words with subword units](#). In *Proceedings of the 54th Annual Meeting of the Association for Computational Linguistics (Volume 1: Long Papers)*, pages 1715–1725, Berlin, Germany. Association for Computational Linguistics.
- William Speier, C Arnold, and Nader Pouratian. 2016. Integrating language models into classifiers for bci communication: a review. *Journal of neural engineering*, 13(3):031002.
- William Speier, Corey Arnold, Nand Chandravadia, Dustin Roberts, Shrita Pendekanti, and Nader Pouratian. 2018. Improving p300 spelling rate using language models and predictive spelling. *Brain-Computer Interfaces*, 5(1):13–22.
- William Speier, Nand Chandravadia, Dustin Roberts, Shrita Pendekanti, and Nader Pouratian. 2017. Online bci typing using language model classifiers by als patients in their homes. *Brain-Computer Interfaces*, 4(1-2):114–121.
- Ashish Vaswani, Noam Shazeer, Niki Parmar, Jakob Uszkoreit, Llion Jones, Aidan N Gomez, Łukasz Kaiser, and Illia Polosukhin. 2017. Attention is all you need. *Advances in neural information processing systems*, 30.
- Yukun Zhu, Ryan Kiros, Rich Zemel, Ruslan Salakhutdinov, Raquel Urtasun, Antonio Torralba, and Sanja Fidler. 2015. Aligning books and movies: Towards story-like visual explanations by watching movies and reading books. In *Proceedings of the IEEE international conference on computer vision*, pages 19–27.

A Further Noisy Input Results

Table 5 and Table 6 show the absolute values of performance metrics with 10% noise present. As we can see, Transformer XL delivers the best results among all models on both datasets. Further, all transformer language models perform significantly better than the unigram baseline even with the presence of noise.

Language Model	MRR@10	Recall@10	MRR@5	Recall@5	MRR@3	Recall@3
Unigram Baseline	0.2294	0.7022	0.1835	0.3681	0.1552	0.2424
Reformer	0.6177	0.9043	0.6037	0.8002	0.5816	0.7037
Transformer XL	0.6866	0.9229	0.6762	0.8469	0.6591	0.7728
GPT: Beam Search	0.5687	0.8710	0.5514	0.7427	0.5313	0.6546
GPT2: Beam Search	0.6390	0.8980	0.6256	0.7994	0.6063	0.7156

Table 5: Results on the ALS Phraseset with 10% noise present, averaged across all character positions

Language Model	MRR@10	Recall@10	MRR@5	Recall@5	MRR@3	Recall@3
Unigram Baseline	0.2292	0.7184	0.1821	0.3669	0.1543	0.2420
Reformer	0.6199	0.8941	0.6047	0.7817	0.5848	0.6953
Transformer XL	0.6955	0.9174	0.6856	0.8437	0.6674	0.7738
GPT: Beam Search	0.4867	0.8247	0.4639	0.6530	0.4424	0.5587
GPT2: Beam Search	0.6250	0.8822	0.6109	0.7767	0.5935	0.7007

Table 6: Results on the Switchboard Corpus with 10% noise present, averaged across all character positions