

Transformer Working Memory Enables Regular Language Reasoning And Natural Language Length Extrapolation

Ta-Chung Chi

Carnegie Mellon University
tachungc@andrew.cmu.edu

Alexander I. Rudnicky
Carnegie Mellon University
air@cs.cmu.edu

Ting-Han Fan

Princeton University
tinghanf@princeton.edu

Peter J. Ramadge

Princeton University
ramadge@princeton.edu

Abstract

Unlike recurrent models, conventional wisdom has it that Transformers cannot perfectly model regular languages. Inspired by the notion of working memory, we propose a new Transformer variant named RegularGPT. With its novel combination of Weight-Sharing, Adaptive-Depth, and Sliding-Dilated-Attention, RegularGPT constructs working memory along the depth dimension, thereby enabling efficient and successful modeling of regular languages such as PARITY. We further test RegularGPT on the task of natural language length extrapolation and surprisingly find that it rediscovers the local windowed attention effect deemed necessary in prior work for length extrapolation.

1 Introduction

It is long believed that *Working Memory* (WM), a term coined in 1960s to liken human minds to computers, plays an important role in humans' reasoning ability and the guidance of decision-making behavior (Baddeley and Hitch, 1974; Baddeley, 1992; Ericsson and Kintsch, 1995; Cowan, 1998; Miyake et al., 1999; Oberauer, 2002; Diamond, 2013; Adams et al., 2018). While no single definition encompasses all applications of WM (Adams et al., 2018), the following one should be shared by all of the theories of interest:

*Working memory is a system of components that holds a **limited amount** of information temporarily in a heightened state of availability for use in ongoing processing.* - Adams et al. (2018)

WM is instantiated in the two major driving forces of sequence modeling: Recurrent neural networks' (RNN) (Elman, 1990; Jordan, 1997; Hochreiter and Schmidhuber, 1997) short term memory modulated by their recurrent nature and gate design (Rae and Razavi, 2020a; Nematzadeh

et al., 2020; Armeni et al., 2022), and Transformers' (Vaswani et al., 2017) salient tokens heightened by self-attention.

In reality, self-attention often attends broadly (Clark et al., 2019), violating the limited amount of information notion of WM. Our hypothesis is that such violation is to blame for Transformers' failure on algorithmic reasoning of regular languages (Deletang et al., 2023; Liu et al., 2023) such as PARITY, a seemingly simple task that checks if the number of 1s in a bit string is even. Surprisingly, a Transformer can only count the number of 1s correctly when the sequence length is held fixed at training sequence length T_{tr} , and it fails miserably when the testing sequence length extrapolates to $T_{ex} > T_{tr}$ (Hahn, 2020; Bhattamishra et al., 2020; Chiang and Cholak, 2022; Deletang et al., 2023; Liu et al., 2023). In contrast, an RNN can extrapolate perfectly.

The goal of this work is therefore to enable Transformers' WM by limiting the amount of accessible information at a time. Existing attempt that uses a combination of scratchpad and recency biases (Wei et al., 2022; Nye et al., 2022; Anil et al., 2022; Liu et al., 2023) is not optimal as it completely foregoes the parallelization property of a Transformer, making it as computationally inefficient as an RNN.

This begs the question: *Does there exist a more efficient Transformer working memory design?* The answer is affirmative thanks to the proposed **RegularGPT**, which boils down to the three design choices: Weight-Sharing, Adaptive-Depth, and Sliding-Dilated-Attention; Each of them has been proposed previously but it is the unique combination that sparks the successful and efficient learning of regular languages. We will further demonstrate its: 1) similar recursive parallel structure as linear RNN (Orvieto et al., 2023), resulting in a $\log T_{tr,ex}$ number of layers, and 2) generalizability by showing strong performances on the task of Transformer

natural language length extrapolation (Press et al., 2022; Chi et al., 2022a,b).

In this work, we use $[N]$ to denote the list of non-negative integers $[0, \dots, N - 1]$. The Transformer model used in this work is always causal. It takes in an input sequence of $T \leq T_{tr}$ units (can be tokens or bits) $\sigma_{i \in [T]}$, passes them through a fixed amount of L transformer layers, and finally computes the distribution over the vocabulary V via the prediction head W_o .

2 Background

2.1 Regular Language and Algorithmic Reasoning

The Chomsky hierarchy (Chomsky, 1956b) classifies formal languages into different hierarchies based on their increasing complexity. Each hierarchy represents a family of formal languages that can be solved by the corresponding automaton. At the lowest level resides the family of regular languages, which can be expressed using a finite state automaton (FSA), a computational model comprising a set of states and transitions connecting them.

Our primary objective is to enhance the algorithmic reasoning of the Transformer model on regular languages by testing its language transduction capability under the extrapolation setting. Concretely, the model is trained only to predict desired outputs on a set of short length- T sequences with $T \leq T_{tr}$. Still, it must also predict the correct outputs for longer testing sequences of length $T_{ex} \gg T_{tr}$. It is worth noting that we evaluate our model via language transduction following recent work (Deletang et al., 2023; Liu et al., 2023), instead of the conventional language recognition protocol. Both settings are equally hard as they are underpinned by the same finite state semiautomaton. Interested readers may refer to Deletang et al. (2023) for further details regarding the two evaluation protocols. We also reveal the connection between RegularGPT and finite state semiautomaton later in §7.

2.2 Failure Mode and An Inefficient Fix

The PARITY task involves a length T bit string $\sigma_1 \sigma_2 \dots \sigma_T$ where each bit σ_i is randomly sampled from a Bernoulli distribution with $\mathbb{P}(\sigma_i = 1) = 0.5$. The goal is to determine whether the sequence contains an even or odd number of 1s.

It has been observed that a Transformer is incapable of performing length extrapolation on PARITY, but what could be its potential failure mode?

Previous work sheds light on this by showing that a Transformer might settle on the naive-summation approach (Anil et al., 2022; Deletang et al., 2023; Liu et al., 2023). Concretely, it sums up all the bits and outputs the summation modulo 2. This approach fails since unseen summations will be produced when the model takes sequences of length $T_{ex} > T$ as input or $\mathbb{P}(S_i)$ deviates from 0.5.

To the best of our knowledge, the existing remedy (Liu et al., 2023; Anil et al., 2022) is to use scratchpad (Wei et al., 2022; Nye et al., 2022) along with recency biases (Press et al., 2022) to enforce the correct learning: They create a scratchpad that interleaves the sequence of input bits and intermediate answers $(\sigma_1, q_1, \sigma_2, q_2, \dots, \sigma_T, q_T)$, where $q_i = \text{solve}(\sigma_1 \dots \sigma_i)$. The model is trained to predict all the $\sigma_{i \in [T]}$. Recency biases play the role of limiting a Transformer’s receptive field to only a few most recent σ and q at every timestep i . This is to prevent self-attention from ignoring q and giving the same naive-summation solution.

Scratchpad and recency biases jointly create the notion of WM along the temporal dimension similar to RNNs, thereby enabling successful extrapolation on regular languages. Nevertheless, we note that this fix is inefficient during inference since all the intermediate answers q_i have to be generated sequentially before reaching the final answer q_T . A desirable fix should only take in the input bits $(\sigma_1, \sigma_2, \dots, \sigma_n)$ and directly generate the final answer q_T . In other words, our goal is to find an efficient WM design for a Transformer.

2.3 A Desirable Fix for PARITY (Figure 1)

An alternative solution to the PARITY problem is based on the spirit of divide-and-conquer, where we first divide the sequence into T/C chunks with each chunk of length $C < T$, and we compose the final answer by recursively merging the chunk outputs. This approach does not suffer from the unseen summation issue as the model was trained to handle a fixed amount of C bits at a time in its WM (chunk). It then recursively applies the already-seen results to compose the final solution when it encounters longer sequences during inference. More importantly, it is more efficient than the scratchpad and recency biases approach since it only requires $\log_C T$ layers of parallel computations instead of $2T$ steps of sequential decoding.

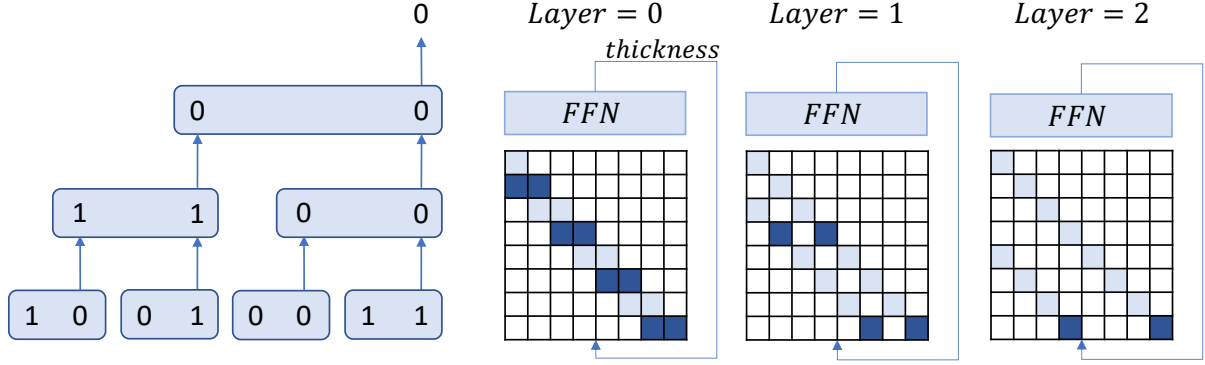


Figure 1: This is the divide-and-conquer approach that solves the PARITY problem. The lightly shaded blue cells represent $M_{mn}^{(l)}$ in eq. (1). The darkened blue cells represent the routing path to solve the result for the last bit specifically. As we can see, this approach requires at most $\log_2 T$ layers to obtain the result for a length T input sequence, rendering it a more efficient approach compared to the combination of scratchpad and recency biases.

3 Proposed Architecture of RegularGPT

We present our modifications to the vanilla Transformer below. Only the related operations will be expanded, and we follow all the other details of GPT2 (Radford et al., 2019).

3.1 Sliding-Dilated-Attention

A Transformer layer at layer l consists of a self-attention operation denoted as $SA^{(l)}$ and feed-forward network denoted as $FFN^{(l)}$. Originally, $SA^{(l)}$ computes the inter-token relationships across all T units. Instead, we set the chunk size to C and produce T/C non-overlapping chunks;¹ Only the units within the same chunk inter-attend with each other. In practice, this can be achieved by an attention mask $M^{(l)} \in \mathbb{R}^{T \times T}$ at layer l . $M^{(l)}$ shares the same shape as the self-attention matrix (see Figure 1) and is defined as:

$$M_{mn}^{(l)} = \begin{cases} r_{(m-n)/C^l}, & \text{if } \frac{m-n}{C^l} \in [C] \\ -\text{inf}, & \text{otherwise} \end{cases} \quad (1)$$

Note that M is a lower triangular matrix due to the causal nature of our model. r_i 's with $i \in [C]$ are learnable relative positional scalars. To be precise, each attention head has a different set of learnable biases r_i 's. Here, we drop the dependency on the head for notational simplicity.

The use of r_i 's is similar to the positional scalars of T5 (Rae and Razavi, 2020a) except that we do not use the log-binning strategy over $m - n$. It is to facilitate the extraction of global information instead of enforcing the windowed-attention effect (Raffel et al., 2020; Press et al., 2022; Chi

¹Whenever T is not divisible by C , we pad the input sequence such that its length is a multiple of C .

et al., 2022a,b). M will then be added to the original self-attention matrix, creating the proposed Sliding-Dilated-Attention effect. The output of $SA^{(l)}$ will be transformed by the positional-independent $FFN^{(l)}$ to produce $o_{i \in [T]}^{(l)}$.

The case of $C = 2$ is used as a possible construction of Theorem 1 in Liu et al. (2023). However, their focus is not on length extrapolation, hence lacking the below two proposed modifications.

3.2 Adaptive-Depth and Weight-Sharing

Since our Sliding-Dilated-Attention limits the number of accessible tokens at a time, we need an adaptive depth $\bar{L} = \log_C T$ so that the final output can utilize every single piece of input information. However, when $T_{ex} > T_{tr}$, the depth during inference will be higher than that during training. The simplest way to solve this challenge without further parameter updating is to perform Weight-Sharing across layers. To account for the possible performance loss due to Weight-Sharing, we first thicken the model by K times, resulting in a total number of $K \cdot \bar{L}$ layers. Next, we share the weights across the $K \cdot \bar{L}$ layers in the following way for $k \in [K]$:

$$\begin{aligned} SA^{(l \cdot K + k)} &= SA^{(k)} \quad \text{for } l \in [\bar{L}] \\ FFN^{(l \cdot K + k)} &= FFN^{(k)} \quad \text{for } l \in [\bar{L}] \end{aligned}$$

It can be equivalently interpreted as stacking more SA and FFN components within every Transformer layer, and the same thickened layer is reused \bar{L} times. This layer thickening design is only used in the natural language modeling experiments in §6.

3.3 Where is the WM Notion?

Instead of instantiating WM along the temporal dimension as the combination of scratchpad and

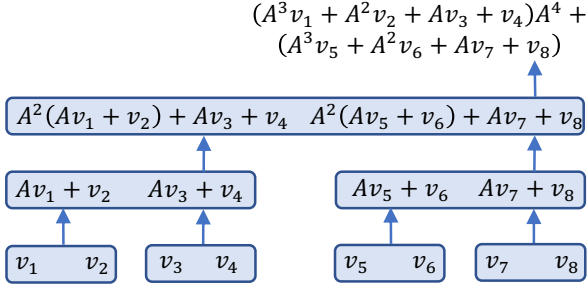


Figure 2: This is the parallel scan algorithm that can accelerate a linear RNN. In this example, we visualize the routing path for computing x_8 . Blocks at the same layer can be computed in parallel on GPUs.

recency biases, RegularGPT limits the amount of information along the depth dimension. As we have seen, the idea of breaking T units into several chunks limits the amount of accessible information at each layer, thereby enabling the WM notion. A similar argument was made by [Yogatama et al. \(2021\)](#) in a sense that they categorized Longformer ([Beltagy et al., 2020](#)), a transformer variant with local attention pattern, as a model of working memory. Finally, thanks to modern accelerators such as GPU, all chunks at a layer can be processed concurrently, and this further makes RegularGPT more favorable over the scratchpad and recency biases approach.

3.4 Complexity Analysis

The sparse attention pattern of RegularGPT suggests it might enjoy the same speedup provided by sparsified Transformers. The complexity of our model is $O(TCK \log_C T)$ where TC is the complexity of each self-attention module and $K \log_C T$ is the total number of layers. On the other hand, the vanilla Transformer follows $O(T^2L)$. To illustrate the possible speedup, if $T = 512$ and $C = 128$, then $512 \cdot 128 \cdot K \log_{128} 512 < 512^2L$ when $K < \frac{512L}{128 \log_{128} 512} \approx 3.11L$. Namely, as long as $K < 3L$, our model is likely to be more efficient than a vanilla Transformer.

4 Connection to Prior Work

Sliding-Dilated-Attention This special attention pattern dates back to pre-Transformer era such as Wavenet ([van den Oord et al., 2016](#)) with dilated convolution. It can also be viewed as a special form of Longformer attention pattern with systematic dilation ([Beltagy et al., 2020](#)).² Limiting the

²The original Longformer also adopts dilated attention on a few heads at higher layers but without the systematic pattern

range of attention in lower layers of a Transformer is also corroborated in [Rae and Razavi \(2020b\)](#), where they find such design does not deteriorate the performance.

Adaptive-Depth and Weight-Sharing ALBERT ([Lan et al., 2020](#)) and Universal Transformer ([Dehghani et al., 2019](#)) share the parameters across layers. The weight sharing design makes them compatible with the idea of Adaptive Computation Time ([Graves et al., 2014](#)) and Dynamic Halting ([Dehghani et al., 2019; Elbayad et al., 2020](#)), which allocate different computational budget depending on the complexity of tasks ([Simoulin and Crabbé, 2021; Csordás et al., 2022](#)). However, they lack the special Sliding-Dilated-Attention design that is necessary for ruling out naive solutions.

Linear RNN Given $x_0 = 0 \in \mathbb{R}^N$ and the input vectors $u_1 \cdots u_T$, a linear RNN ([Orvieto et al., 2023](#)) for $k \in [T]$ can be written as:

$$x_k = Ax_{k-1} + Bu_k = \sum_{j=0}^{k-1} A^j Bu_{k-j} = \sum_{j=0}^{k-1} A^j v_{k-j},$$

where we set $v_{k-j} = Bu_{k-j}$. The operation can be accelerated by the parallel scan algorithm that permits efficient cumulative sum ([Ladner and Fischer, 1980; Blelloch, 1990; Lakshminarayanan and Dhall, 1994; Martin and Cundy, 2018; Liu et al., 2023; Smith et al., 2023](#)). As we can see in Figure 2, the routing path specified by the parallel scan algorithm is the same as our Sliding-Dilated-Attention illustrated in Figure 1.

5 Regular Language Experiments

5.1 Language Transduction and Extrapolation

First, we want to know if endowing a Transformer with the notion of WM really improves its length extrapolation capability on regular languages. We test RegularGPT and all the baselines on two sets of regular languages from prior work ([Deletang et al., 2023; Bhattamishra et al., 2020](#)).³ Prior work often reports the maximum score across different hyperparameter settings and random seeds because their

used in this work.

³Our implementation is based on the codebase of [Deletang et al. \(2023\)](#) at: https://github.com/deepmind/neural_networks_chomsky_hierarchy. We additionally implement the regular languages in the second section of Table 1.

Task	RNN	Transformer	RegularGPT	
			$C = 2$	$C = 3$
<i>1) Deletang et al.</i>				
Even Pairs	100.0 / 100.0	99.7 / 73.2	100.0 / 89.3	100.0 / 96.6
Modular Arithmetic	100.0 / 100.0	21.9 / 20.3	96.4 / 82.6	21.2 / 20.5
Parity Check	100.0 / 98.9	52.3 / 50.1	100.0 / 100.0	100.0 / 88.7
Cycle Navigation	100.0 / 100.0	21.7 / 20.6	100.0 / 100.0	100.0 / 78.6
<i>2) Bhattamishra et al.</i>				
D_2	100.0 / 100.0	100.0 / 80.1	100.0 / 100.0	99.8 / 96.5
D_3	100.0 / 100.0	100.0 / 77.8	100.0 / 99.7	98.6 / 93.0
D_4	100.0 / 100.0	100.0 / 82.6	100.0 / 98.7	97.7 / 91.6
D_{12}	100.0 / 100.0	100.0 / 80.3	100.0 / 99.8	94.1 / 90.4
Tomita 3	100.0 / 100.0	100.0 / 94.4	100.0 / 99.7	100.0 / 99.9
Tomita 4	100.0 / 100.0	100.0 / 70.0	100.0 / 99.8	100.0 / 99.3
Tomita 5	100.0 / 100.0	74.5 / 74.5	100.0 / 99.8	98.2 / 84.1
Tomita 6	100.0 / 100.0	50.0 / 50.0	100.0 / 98.5	100.0 / 65.7

Table 1: **Length generalization results on Regular Languages (Max/Avg)**. All models in the first section (Deletang et al.) are trained on sequences of length 40. The reported numbers are the average of length extrapolation results from 41 to 500. Each result is an average over 3 seeds. All models in the second section (Bhattamishra et al.) are trained on sequences of length 50. The reported numbers are the average of length extrapolation results from 51 to 100. Each result is an average over 3 seeds. Please refer to Appendix A for the detailed hyperparameters.

goal is to know if a model can extrapolate *at all*. We additionally report the average scores since we want to know if the model can consistently obtain good performance. The baseline models we compare against are an RNN and vanilla Transformer with Transformer-XL style relative positional embedding (Dai et al., 2019). Table 1 shows that RegularGPT with $C = 2$ achieves similar performance as an RNN and substantially outperforms a vanilla Transformer.

5.2 The Effect of Chunk Size C

We vary the chunk size C of RegularGPT to see its impact on the performance. The motivation for using a larger C is to reduce the number of layers (i.e., $\bar{L} = \log_C T$ decreases in C) and increase the degree of parallelization. However, in Table 1, a larger C seems to pose a challenge to RegularGPT on the Modular Arithmetic task. Modular Arithmetic is a hard task with far more states and complicated state transitions. Increasing C is likely to increase the task difficulty by composing more state transitions at once. We will have an in-depth discussion of the theoretical reasons in §7.

5.3 Robust to Probability Changes

Other than the length extrapolation experiment, we alter the probability of sampling 1s of PARITY, i.e., set $\mathbb{P}(\sigma_i) \neq 0.5$. The results in Table 2 show

Settings	Probability $\mathbb{P}(\sigma_i = 1)$				
	0.1	0.3	0.5	0.7	0.9
<i>1) Same Length</i>					
RegularGPT	100	100	100	100	100
RNN	100	100	100	100	100
Transformer	98.4	99.8	99.6	97.8	77.2
<i>2) Extrapolation</i>					
RegularGPT	100	100	100	100	100
RNN	100	100	100	100	100
Transformer	50.1	49.7	50.3	49.9	50.0

Table 2: We alter the probability $\mathbb{P}(\sigma_i = 1)$ used to sample 1s of PARITY. The same length setting is 40. The extrapolation setting is from 41 to 500. Each entry is an average over 3 seeds.

that RegularGPT is robust to different sampling probabilities, indicating its successful modeling of the underlying regular language grammar. In contrast, a vanilla Transformer model struggles to achieve good performance even for the same length setting, again validating the fact that it only finds the naive-summation solution as discussed in §2.2.

6 Natural Language Experiments

Given that RegularGPT has been battle-tested on the main experiment of regular languages, we now shift gear to benchmark its performance in the natural language scenario. Given a model trained on sequences of length T_{tr} , we test it on much longer sequences of length $T_{ex} \gg T_{tr}$ during inference,

L_{ex}	KERPLE	T5	ALiBi	RegularGPT (C/K)				
				32 / 6	64 / 6	128 / 6	128 / 12	256 / 6
512	24.71	24.50	24.53	32.06	30.17	28.80	26.37	27.90
1024	24.42	24.38	24.90	32.03	30.30	28.94	26.91	34.38
2048	24.21	25.01	25.08	791.74	30.56	29.14	27.08	34.85
4096	24.53	28.91	25.08	812.00	30.80	29.25	27.28	35.11
8192	24.74	39.08	25.08	818.49	1175.91	29.41	27.39	35.42

Table 3: **Natural language extrapolation results on OpenWebText2.** The training length is 512. The numbers are averaged over three random seeds. Please refer to Appendix B for the detailed hyperparameters.

and the goal is to observe similar perplexities. We ensure only the perplexity of the last token in a sequence is used to compute the result so that we do not suffer from the early token curse (Press et al., 2022; Chi et al., 2022b). We average over 1,000 sequences and report their averaged perplexities. We compare our model against the existing methods that are known to demonstrate the ability of length extrapolation including T5 (Raffel et al., 2020), ALiBi (Press et al., 2022), and KERPLE (Chi et al., 2022a).⁴ To counteract the loss of expressive power due to weight sharing, we thicken each layer of RegularGPT to K as detailed in §3.

In Table 3, we first observe exploding perplexities for $C = 32$ after $L_{ex} \geq 2048$. RegularGPT might only learn to model $\lceil \log_{32} 512 \rceil = 2$ layers during training, hence it fails to recursively model more than $32^2 = 1024$ tokens during inference. This is validated by $C = 64$ since this time it is able to extrapolate until $64^{\lceil \log_{64} 512 \rceil} = 4096$. While the above argument seems to suggest large C , setting $C = 256$ also deteriorates the performance. This might be due to the limited number of chunks ($512/256 = 2$) and r_i 's (in Eq. (1)) observed at the second layer, making the learning of r_i 's harder. Overall, C is a hyperparameter that needs to be carefully decided for RegularGPT on natural languages. We also observe that 128/12 performs better than 128/6, implying RegularGPT's performance could be improved by stacking more layers to counteract the performance loss due to Weight-Sharing.

It is worth noting that 128/12 performs relatively well and is close to previous methods designed specifically for the task of natural language extrapolation. We will analyze its inner workings in depth in Figure 4 and §7, in which we find that Regu-

larGPT learns the similar local receptive field as prior work, which is likely the key to its successful natural language extrapolation performance.

7 Discussion and Analysis

7.1 Regular Language and Finite State Semiautomaton

Regular language is the type of formal language recognized by an FSA (Chomsky, 1956a), which is a 5-tuple $(Q, \Sigma, \delta, q_0, F)$, where Q is a finite non-empty set of states, Σ is a finite non-empty set of symbols, $q_0 \in Q$ is an initial state, $\delta : Q \times \Sigma \rightarrow Q$ is a transition function; $F \subseteq Q$ is a set of final states. However, some of our tasks are better modeled by a finite-state transducer (FST) as discussed in §2.1. To underpin both FSA and FST, we consider a semiautomaton $\mathcal{A} = (Q, \Sigma, \delta)$ (i.e., an FSA without q_0 and F) and establish its connection to a Transformer model.

Let $\sigma_{a:b}$ be the sequence from position a (inclusive) to b (exclusive) out of a length T input sequence (i.e., $0 \leq a < b \leq T$). We define $\mathcal{A}(\sigma_{a:b}) : Q \rightarrow Q$ as the $(b - a)$ -step state transition relation after receiving $\sigma_{a:b}$.

$$\mathcal{A}(\sigma_{a:b}) = \delta(\cdot | \sigma_{b-1}) \circ \cdots \circ \delta(\cdot | \sigma_a),$$

where $f(\cdot) \circ g(\cdot) = f(g(\cdot))$ denotes function composition. With abuse of notation, we define $\mathcal{A}_q(\sigma_{a:b}) \in Q$ as the state after receiving $\sigma_{a:b}$ if starting at $q \in Q$.

$$\mathcal{A}_q(\sigma_{a:b}) = \delta(\cdot | \sigma_{b-1}) \circ \cdots \circ \delta(\cdot | \sigma_a) \circ q.$$

7.2 Modeling Transition Composition

We want to show that the layers of RegularGPT with chunk size $C = 2$ can model the composition of two transition functions:

$$\mathcal{A}(\sigma_{a:b}) = \mathcal{A}(\sigma_{i:b}) \circ \mathcal{A}(\sigma_{a:i}) \text{ for } i \in [a+1, \dots, b].$$

This way, the regular language problem can be solved recursively using the construction outlined

⁴We use the nanoGPT codebase: <https://github.com/karpathy/nanoGPT>, and the OpenWebText2 dataset: https://huggingface.co/datasets/the_pile_openwebtext2.

in §3 and Figure 1. To formalize the statement, we first observe that $\mathcal{A}(\sigma_{a:b})$, $\mathcal{A}(\sigma_{a:i})$, and $\mathcal{A}(\sigma_{i:b})$ can be represented in $\mathbb{R}^{|Q|^2}$:

$$\mathcal{A}(\sigma_{a:b}) = \begin{bmatrix} \text{OneHot}_{|Q|}(\mathcal{A}_{q_0}(\sigma_{a:b})) \\ \text{OneHot}_{|Q|}(\mathcal{A}_{q_1}(\sigma_{a:b})) \\ \dots \\ \text{OneHot}_{|Q|}(\mathcal{A}_{q_{|Q|-1}}(\sigma_{a:b})) \end{bmatrix} \in \mathbb{R}^{|Q|^2}, \quad (2)$$

where $\text{OneHot}_{|Q|}(i)$ is a one-hot vector of length $|Q|$ with the i -th index being 1.

The next step is to mix $\mathcal{A}(\sigma_{a:i})$ and $\mathcal{A}(\sigma_{i:b})$ together and get $\mathcal{A}(\sigma_{a:b})$. We show in Lemma 1 that a 2-layer ReLU network can learn (and so can a transformer layer) the composition. The proof of Lemma 1 is deferred to Appendix C.

Lemma 1 (Approximation for Binary Matrix Product). *Let $A, B \in \{0, 1\}^{n \times n}$ be binary matrices of dimension $n \times n$. Then, there exists a two-layer ReLU network such that*

$$f_{\text{mlp}}([\text{Flat}(A), \text{Flat}(B)]) = \text{Flat}(AB),$$

where $\text{Flat}(X)_{(i-1)n+j} = X_{i,j}$ for $i, j \in [n]$ is the operation that flattens a matrix into a vector.

Now, we can relate Lemma 1 to the FFN layers in RegularGPT. Following §3, when chunk size $C = 2$ and thickness $K = 1$, the output vector $o_i^{(l)}$ depends on input sequence $\sigma_{i-2^{l+1}+1:i+1}$. Also, $o_i^{(l)}$ is computed from $o_{i-2^l}^{(l-1)}$ and $o_i^{(l-1)}$, which depend on input sequences $\sigma_{i-2^{l+1}+1:i-2^l+1}$ and $\sigma_{i-2^l+1:i+1}$, respectively. This observation implies that $o_i^{(l)}$ likely models the transition function $\mathcal{A}(\sigma_{i-2^{l+1}+1:i+1})$, which we denote as $o_i^{(l)} \sim \mathcal{A}(\sigma_{i-2^{l+1}+1:i+1})$. We will verify this assumption in §7.3.

If $o_i^{(l)} \sim \mathcal{A}(\sigma_{i-2^{l+1}+1:i+1})$ is true, Lemma 1 implies that RegularGPT’s FFN models the transition function composition. This is immediate by setting $o_{i-2^l}^{(l-1)} \sim \text{Flat}(\mathcal{A}(\sigma_{i-2^{l+1}+1:i-2^l+1}))$, $o_i^{(l-1)} \sim \text{Flat}(\mathcal{A}(\sigma_{i-2^l+1:i+1}))$ and recognizing the fact that function composition is a matrix product under the representation of Eq. (2).

The next step is to explain the use of self-attention layers in RegularGPT. Although Lemma 1 has established a composition, it is unclear how the transitions are concatenated in the first place (i.e., $[\text{Flat}(A), \text{Flat}(B)]$). With a two-head self-attention and the learnable relative positional scalars, it is possible to adjust them so that the

attention output contains the concatenated information $[\text{Flat}(A), \text{Flat}(B)]$.

Recall in Eq. (1), each head has a different set of scalars r_i ’s. One concrete construction for concatenation is setting $r_0 = 0$ and the remaining $-\infty$ for the first head; $r_1 = 0$ and the remaining $-\infty$ for the second head. In other words, each head is only responsible for capturing one state transition. After the multi-head self-attention operation, we obtain the concatenation of two state transitions.

Finally, when the prediction head reads out the answer, the operation is equivalent to a mapping from $\mathcal{A}(\sigma_{0:T}) \in \mathbb{R}^{|Q| \times |Q|}$ to $\mathcal{A}_{q_0}(\sigma_{0:T}) = \mathcal{A}(\sigma_{0:T}) \circ q_0 \in \mathbb{R}^{|Q|}$. Since we assume that $o_{T-1}^{(l)}$ models $\mathcal{A}(\sigma_{0:T})$, the transduction readout is performed by a linear map on $o_{T-1}^{(l)}$ as $W_o o_{T-1}^{(l)}$.

7.3 Verification of Transition Modeling

To verify whether our model learns the dynamics of a semiautomaton, we perform a clustering experiment to demystify the FFN output representations on the tasks of PARITY and Cycle Navigation. The two tasks are chosen as we can easily derive their state transition functions. For example, there are only two state transitions in PARITY:

$$\begin{bmatrix} 1 & 0 \\ 0 & 1 \end{bmatrix} \quad \text{or} \quad \begin{bmatrix} 0 & 1 \\ 1 & 0 \end{bmatrix}$$

and five state transitions in Cycle Navigation:

$$\begin{bmatrix} \text{OneHot}_5((0+k) \bmod 5) \\ \text{OneHot}_5((1+k) \bmod 5) \\ \text{OneHot}_5((2+k) \bmod 5) \\ \text{OneHot}_5((3+k) \bmod 5) \\ \text{OneHot}_5((4+k) \bmod 5) \end{bmatrix}, \quad \text{for } k \in [0, \dots, 4].$$

e.g., $k = 2$ gives $\begin{bmatrix} 0 & 0 & 1 & 0 & 0 \\ 0 & 0 & 0 & 1 & 0 \\ 0 & 0 & 0 & 0 & 1 \\ 1 & 0 & 0 & 0 & 0 \\ 0 & 1 & 0 & 0 & 0 \end{bmatrix}$.

Given a testing input sequence of length 500 that is much longer than the training length 40, we extract the output $o_i^{(l)}$ of all layers l , perform dimension reduction using PCA, and plot the dimension-reduced points on a 2D plane. Ideally, we want to see a limited number of clusters across all layers, indicating the model learns to capture the state transition function. As we can see in Figure 3, PARITY has 2 clusters and Cycle Navigation has 5 clusters. The clear clustering effect demonstrates RegularGPT’s correct learning of state transition func-

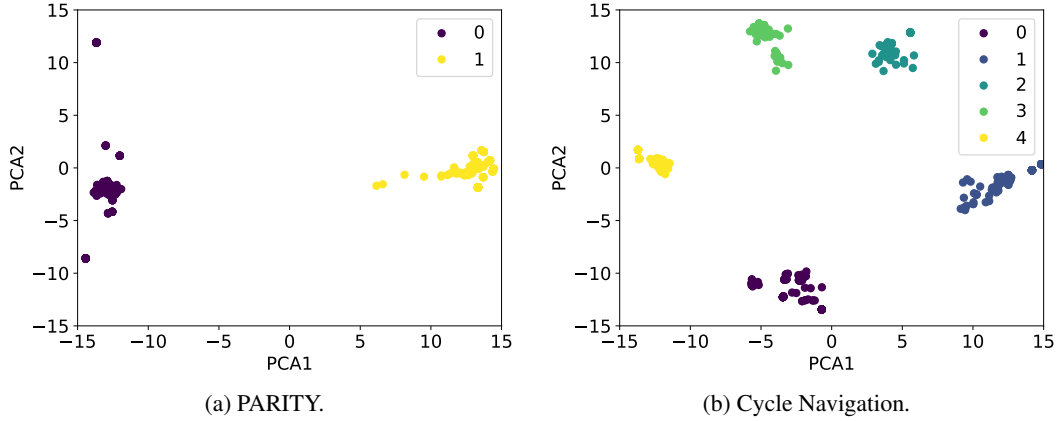


Figure 3: Clustering of FFN output vectors across all layers via PCA on the task of PARITY and Cycle Navigation.

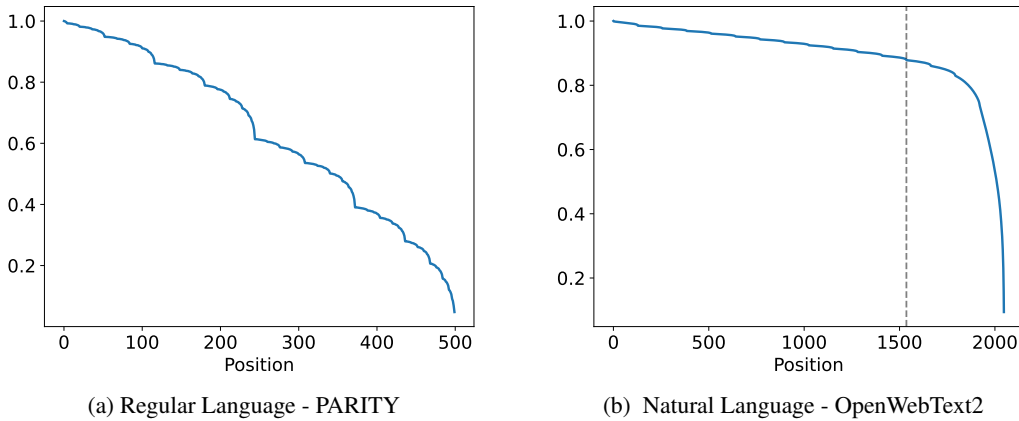


Figure 4: Receptive field of RegularGPT via the cumulative gradient analysis tool (Chi et al., 2022b).

tions. This is in contrast to the naive-summation approach learned by a vanilla Transformer as shown in Figure B.4 of Deletang et al. (2023).

7.4 Receptive Field Analysis

We resort to the gradient analysis tool (Chi et al., 2022b) to inspect the receptive field of RegularGPT on regular and natural languages. It computes a cumulative sum of the gradient norms starting from the most recent token to the earliest one. A large magnitude of slope at a position means the most recent token has a high dependency on that position. Ideally, we would like to see the receptive field covering the whole input sequence for the case of regular languages because every single bit in the input sequence is important for the final results. This is equivalent to a slanted line going from the lower right to the upper left, which is validated in Figure 4a. As for natural language, we discover something interesting in Figure 4b in that RegularGPT settles on the local windowed-attention pattern as those enforced manually in prior work (Press et al.,

2022; Chi et al., 2022a,b). This suggests the task of natural language modeling mostly needs only local context to achieve good performance, which aligns with the common belief.

8 Conclusion

This paper introduces RegularGPT, a novel variant of the Transformer architecture inspired by the notion of working memory that can effectively model regular languages with high efficiency. Theoretical explanations and accompanying clustering visualizations are presented to illustrate how RegularGPT captures the essence of regular languages. Moreover, RegularGPT is evaluated on the task of natural language length extrapolation, revealing its intriguing rediscovery of the local windowed attention effect previously observed in related research. Notably, RegularGPT establishes profound connections with various existing architectures, thereby laying the groundwork for the development of future Transformer models that facilitate efficient algorithmic reasoning and length extrapolation.

Limitations

Currently we set the chunk size C of RegularGPT to a constant. Can we make the chunk size more flexible? A flexible and data-driven C might further boost its performance on natural languages as they often demonstrate diverse patterns unlike regular languages underpinned by simple grammars. This might also improve the performance of RegularGPT when $C \neq 128$.

References

- Eryn J Adams, Anh T Nguyen, and Nelson Cowan. 2018. Theories of working memory: Differences in definition, degree of modularity, role of attention, and purpose. *Language, speech, and hearing services in schools*, 49(3):340–355.
- Cem Anil, Yuhuai Wu, Anders Johan Andreassen, Aitor Lewkowycz, Vedant Misra, Vinay Venkatesh Ramasesh, Ambrose Slone, Guy Gur-Ari, Ethan Dyer, and Behnam Neyshabur. 2022. [Exploring length generalization in large language models](#). In *Advances in Neural Information Processing Systems*.
- Kristijan Armeni, Christopher Honey, and Tal Linzen. 2022. [Characterizing verbatim short-term memory in neural language models](#). In *Proceedings of the 26th Conference on Computational Natural Language Learning (CoNLL)*, pages 405–424, Abu Dhabi, United Arab Emirates (Hybrid). Association for Computational Linguistics.
- Alan Baddeley. 1992. Working memory. *Science*, 255(5044):556–559.
- Alan D Baddeley and Graham Hitch. 1974. Working memory. In *Psychology of learning and motivation*, volume 8, pages 47–89. Elsevier.
- Iz Beltagy, Matthew E. Peters, and Arman Cohan. 2020. Longformer: The long-document transformer. *arXiv:2004.05150*.
- Satwik Bhattamishra, Kabir Ahuja, and Navin Goyal. 2020. [On the Ability and Limitations of Transformers to Recognize Formal Languages](#). In *Proceedings of the 2020 Conference on Empirical Methods in Natural Language Processing (EMNLP)*, pages 7096–7116, Online. Association for Computational Linguistics.
- Guy E Blelloch. 1990. Prefix sums and their applications. *School of Computer Science, Carnegie Mellon University Pittsburgh, PA, USA*.
- Ta-Chung Chi, Ting-Han Fan, Peter Ramadge, and Alexander Rudnicky. 2022a. [KERPLE: Kernelized relative positional embedding for length extrapolation](#). In *Advances in Neural Information Processing Systems*.
- Ta-Chung Chi, Ting-Han Fan, and Alexander I. Rudnicky. 2022b. [Receptive field alignment enables transformer length extrapolation](#).
- David Chiang and Peter Cholak. 2022. [Overcoming a theoretical limitation of self-attention](#). In *Proceedings of the 60th Annual Meeting of the Association for Computational Linguistics (Volume 1: Long Papers)*, pages 7654–7664, Dublin, Ireland. Association for Computational Linguistics.
- N. Chomsky. 1956a. [Three models for the description of language](#). *IRE Transactions on Information Theory*, 2(3):113–124.
- Noam Chomsky. 1956b. Three models for the description of language. *IRE Transactions on information theory*, 2(3):113–124.
- Kevin Clark, Urvashi Khandelwal, Omer Levy, and Christopher D. Manning. 2019. [What does BERT look at? an analysis of BERT’s attention](#). In *Proceedings of the 2019 ACL Workshop BlackboxNLP: Analyzing and Interpreting Neural Networks for NLP*, pages 276–286, Florence, Italy. Association for Computational Linguistics.
- Nelson Cowan. 1998. *Attention and memory: An integrated framework*. Oxford University Press.
- Róbert Csordás, Kazuki Irie, and Jürgen Schmidhuber. 2022. [The neural data router: Adaptive control flow in transformers improves systematic generalization](#). In *International Conference on Learning Representations*.
- Zihang Dai, Zhilin Yang, Yiming Yang, Jaime Carbonell, Quoc Le, and Ruslan Salakhutdinov. 2019. [Transformer-XL: Attentive language models beyond a fixed-length context](#). In *Proceedings of the 57th Annual Meeting of the Association for Computational Linguistics*, pages 2978–2988, Florence, Italy. Association for Computational Linguistics.
- Mostafa Dehghani, Stephan Gouws, Oriol Vinyals, Jakob Uszkoreit, and Lukasz Kaiser. 2019. [Universal transformers](#). In *International Conference on Learning Representations*.
- Gregoire Deletang, Anian Ruoss, Jordi Grau-Moya, Tim Genewein, Li Kevin Wenliang, Elliot Catt, Chris Cundy, Marcus Hutter, Shane Legg, Joel Veness, and Pedro A Ortega. 2023. [Neural networks and the chomsky hierarchy](#). In *International Conference on Learning Representations*.
- Adele Diamond. 2013. Executive functions. *Annual review of psychology*, 64:135–168.
- Maha Elbayad, Jiatao Gu, Edouard Grave, and Michael Auli. 2020. [Depth-adaptive transformer](#). In *International Conference on Learning Representations*.
- Jeffrey L Elman. 1990. Finding structure in time. *Cognitive science*, 14(2):179–211.

- K Anders Ericsson and Walter Kintsch. 1995. Long-term working memory. *Psychological review*, 102(2):211.
- Alex Graves, Greg Wayne, and Ivo Danihelka. 2014. Neural Turing machines. *arXiv preprint arXiv:1410.5401*.
- Michael Hahn. 2020. [Theoretical limitations of self-attention in neural sequence models](#). *Transactions of the Association for Computational Linguistics*, 8:156–171.
- Sepp Hochreiter and Jürgen Schmidhuber. 1997. Long short-term memory. *Neural computation*, 9(8):1735–1780.
- Michael I Jordan. 1997. Serial order: A parallel distributed processing approach. In *Advances in psychology*, volume 121, pages 471–495. Elsevier.
- Richard E Ladner and Michael J Fischer. 1980. Parallel prefix computation. *Journal of the ACM (JACM)*, 27(4):831–838.
- Sivaramakrishnan Lakshminarayanan and Sudarshan K Dhall. 1994. *Parallel computing using the prefix problem*. Oxford University Press.
- Zhenzhong Lan, Mingda Chen, Sebastian Goodman, Kevin Gimpel, Piyush Sharma, and Radu Soricut. 2020. [Albert: A lite bert for self-supervised learning of language representations](#). In *International Conference on Learning Representations*.
- Bingbin Liu, Jordan T. Ash, Surbhi Goel, Akshay Krishnamurthy, and Cyril Zhang. 2023. [Transformers learn shortcuts to automata](#). In *International Conference on Learning Representations*.
- Eric Martin and Chris Cundy. 2018. [Parallelizing linear recurrent neural nets over sequence length](#). In *International Conference on Learning Representations*.
- Akira Miyake, Priti Shah, et al. 1999. *Models of working memory*. Cambridge: Cambridge University Press.
- Aida Nematzadeh, Sebastian Ruder, and Dani Yogatama. 2020. On memory in human and artificial language processing systems. In *Proceedings of ICLR Workshop on Bridging AI and Cognitive Science*.
- Maxwell Nye, Anders Johan Andreassen, Guy Gur-Ari, Henryk Michalewski, Jacob Austin, David Bieber, David Dohan, Aitor Lewkowycz, Maarten Bosma, David Luan, Charles Sutton, and Augustus Odena. 2022. [Show your work: Scratchpads for intermediate computation with language models](#).
- Klaus Oberauer. 2002. Access to information in working memory: exploring the focus of attention. *Journal of Experimental Psychology: Learning, Memory, and Cognition*, 28(3):411.
- Antonio Orvieto, Samuel L Smith, Albert Gu, Anushan Fernando, Caglar Gulcehre, Razvan Pascanu, and Soham De. 2023. Resurrecting recurrent neural networks for long sequences. *arXiv preprint arXiv:2303.06349*.
- Ofir Press, Noah Smith, and Mike Lewis. 2022. [Train short, test long: Attention with linear biases enables input length extrapolation](#). In *International Conference on Learning Representations*.
- Alec Radford, Jeffrey Wu, Rewon Child, David Luan, Dario Amodei, Ilya Sutskever, et al. 2019. Language models are unsupervised multitask learners. *OpenAI blog*, 1(8):9.
- Jack Rae and Ali Razavi. 2020a. Do transformers need deep long-range memory? In *Proceedings of the 58th Annual Meeting of the Association for Computational Linguistics*, pages 7524–7529.
- Jack Rae and Ali Razavi. 2020b. [Do transformers need deep long-range memory?](#) In *Proceedings of the 58th Annual Meeting of the Association for Computational Linguistics*, pages 7524–7529, Online. Association for Computational Linguistics.
- Colin Raffel, Noam Shazeer, Adam Roberts, Katherine Lee, Sharan Narang, Michael Matena, Yanqi Zhou, Wei Li, and Peter J Liu. 2020. Exploring the limits of transfer learning with a unified text-to-text transformer. *The Journal of Machine Learning Research*, 21(1):5485–5551.
- Antoine Simoulin and Benoit Crabbé. 2021. [How many layers and why? An analysis of the model depth in transformers](#). In *Proceedings of the 59th Annual Meeting of the Association for Computational Linguistics and the 11th International Joint Conference on Natural Language Processing: Student Research Workshop*, pages 221–228, Online. Association for Computational Linguistics.
- Jimmy T.H. Smith, Andrew Warrington, and Scott Linderman. 2023. [Simplified state space layers for sequence modeling](#). In *The Eleventh International Conference on Learning Representations*.
- Aäron van den Oord, Sander Dieleman, Heiga Zen, Karen Simonyan, Oriol Vinyals, Alexander Graves, Nal Kalchbrenner, Andrew Senior, and Koray Kavukcuoglu. 2016. [Wavenet: A generative model for raw audio](#). In *Arxiv*.
- Ashish Vaswani, Noam Shazeer, Niki Parmar, Jakob Uszkoreit, Llion Jones, Aidan N Gomez, Łukasz Kaiser, and Illia Polosukhin. 2017. [Attention is all you need](#). In *Advances in Neural Information Processing Systems*, volume 30. Curran Associates, Inc.
- Jason Wei, Xuezhi Wang, Dale Schuurmans, Maarten Bosma, brian ichter, Fei Xia, Ed H. Chi, Quoc V Le, and Denny Zhou. 2022. [Chain of thought prompting elicits reasoning in large language models](#). In *Advances in Neural Information Processing Systems*.

Dani Yogatama, Cyprien de Masson d'Autume, and
Lingpeng Kong. 2021. [Adaptive Semiparametric
Language Models](#). *Transactions of the Association
for Computational Linguistics*, 9:362–373.

A Hyperparameters for the Regular Language Experiments

We report the hyperparameters used in the regular language experiments (Table 1) in Table 4.

B Hyperparameters for the Natural Language Experiments

We report the hyperparameters used in the natural language experiments (Table 3) in Table 5.

C Proof of Lemma 1

Lemma 1 (Approximation for Binary Matrix Product). *Let $A, B \in \{0, 1\}^{n \times n}$ be binary matrices of dimension $n \times n$. Then, there exists a two-layer ReLU network such that*

$$f_{\text{mlp}}([\text{Flat}(A), \text{Flat}(B)]) = \text{Flat}(AB),$$

where $\text{Flat}(X)_{(i-1)n+j} = X_{i,j}$ for $i, j \in [1, \dots, n]$ is the operation that flattens a matrix into a vector.

Proof. Observe that a ReLU operation can perfectly approximate the multiplication of two binary scalars:

$$\text{ReLU}(a + b - 1) = a \cdot b, \quad \text{for } a, b \in \{0, 1\}.$$

The binary matrix product AB is composed of n^3 binary scalar products of the form:

$$A_{ik}B_{kj} = x_{(i-1)n+k}x_{(n+k-1)n+j} \\ \text{for } i, j, k \in [1, \dots, n],$$

where $x = [\text{Flat}(A), \text{Flat}(B)]$ is the concatenated flattened input. Our goal is to construct two neural network layers. The first layer computes all n^3 binary scalar products. The second layer sums these products into the form of matrix product; i.e., $\sum_{k=1}^n A_{ik}B_{kj}$.

The first layer's binary weight matrix $W^{(1)} \in \{0, 1\}^{2n^2 \times n^3}$ is constructed as:

$$\text{For } z \in [1, \dots, 2n^2], \quad i, j, k \in [1, \dots, n],$$

$$W_{z, (i-1)n^2 + (j-1)n + k}^{(1)} = \begin{cases} 1 & \text{if } z = (i-1)n + k \text{ or } (n+k-1)n + j \\ 0 & \text{otherwise.} \end{cases} \quad (3)$$

Then, the first layer computes all n^3 binary scalar products as follows:

$$\text{ReLU}\left([\text{Flat}(A), \text{Flat}(B)]W^{(1)} - \mathbb{1}_{n^3}^T\right)_{(i-1)n^2 + (j-1)n + k} \\ = A_{ik}B_{kj} \quad \text{for } i, j, k \in [1, \dots, n].$$

To sum these n^3 products into n^2 results, the second layer's binary weight matrix $W^{(2)} \in \{0, 1\}^{n^2 \times n^2}$ is constructed as:

$$W^{(2)} = I_{n^2} \otimes \mathbb{1}_n = \begin{bmatrix} \mathbb{1}_n & 0_n & 0_n & \dots & 0_n \\ 0_n & \mathbb{1}_n & 0_n & \dots & 0_n \\ \vdots & & & & \vdots \\ 0_n & \dots & & 0_n & \mathbb{1}_n \end{bmatrix} \\ \in \{0, 1\}^{n^2 \times n^2},$$

where I_{n^2} is an $n^2 \times n^2$ identity matrix, \otimes is the Kronecker product, 0_n is an n -dimensional column vector of all zeros, and $\mathbb{1}_n$ is an n -dimensional column vector of all ones. We arrive at a two-layer ReLU network that perfectly approximates the multiplication of two binary matrices:

$$f_{\text{mlp}}([\text{Flat}(A), \text{Flat}(B)]) \\ = \text{ReLU}\left([\text{Flat}(A), \text{Flat}(B)]W^{(1)} - \mathbb{1}_{n^3}^T\right)W^{(2)} \\ = \text{Flat}(AB).$$

□

D Illustration of Lemma 1

D.1 Illustration of the Binary Weight Matrices

We illustrate $W^{(1)}$ and $W^{(2)}$ of Lemma 1 as follows:

```
import numpy as np

def get_W1(n):
    n2 = n*n
    W1 = np.zeros((2*n*n, n*n*n), dtype=int)
    for i in range(n):
        for j in range(n):
            for k in range(n):
                W1[i*n+k, i*n2+j*n+k] = 1
                W1[n2+k*n+j, i*n2+j*n+k] = 1
    return W1

def get_W2(n):
    eye = np.eye(n*n, dtype=int)
    ones = np.ones((n,1), dtype=int)
    W2 = np.kron(eye, ones)
    return W2
```

get_W1(2) gives:

```
[[1 0 1 0 0 0 0 0]
 [0 1 0 1 0 0 0 0]
 [0 0 0 0 1 0 1 0]
 [0 0 0 0 0 1 0 1]
 [1 0 0 0 1 0 0 0]
 [0 0 1 0 0 0 1 0]
 [0 1 0 0 0 1 0 0]
 [0 0 0 1 0 0 0 1]]
```


# Layers	Hidden Size	# Attention Heads	Train Seq. Len.	# Trainable Params.
$\log_C T$	256	8	40 or 50	4.3 M
Optimizer	Batch Size	Train Steps	Precision	Dataset
Adam (lr 1e-4, 3e-4, 5e-4)	128	100,000	float32	Regular Languages

Table 4: Hyperparameters for the regular language experiments.

# Layers	Hidden Size	# Attention Heads	Train Seq. Len.	# Trainable Params.
$K \log_C T$	768	12	512	81M ($K = 6$) or 123M ($K = 12$)
Optimizer	Batch Size	Train Steps	Precision	Dataset
Adam (lr 6e-4)	32	50,000	bfloat16	OpenWebText2

Table 5: Hyperparameters for the natural language experiments.

get_W2(2) gives:

```
[[1 0 0 0]
 [1 0 0 0]
 [0 1 0 0]
 [0 1 0 0]
 [0 0 1 0]
 [0 0 1 0]
 [0 0 0 1]
 [0 0 0 1]]
```

D.2 An Illustrative Example for $n = 2$

Suppose the input matrices are:

$$A = \begin{bmatrix} 1 & 0 \\ 1 & 0 \end{bmatrix}, \quad B = \begin{bmatrix} 0 & 1 \\ 1 & 0 \end{bmatrix}.$$

The concatenated flattened input becomes:

$$x = [\text{Flat}(A), \text{Flat}(B)] = [1 \ 0 \ 1 \ 0 \ 0 \ 1 \ 1 \ 0].$$

Then, Lemma 1 is verified as follows:

$$\begin{aligned} & \text{ReLU} \left(xW^{(1)} - \mathbb{1}_{n^3}^\top \right) W^{(2)} \\ &= \text{ReLU} ([1 \ 1 \ 2 \ 0 \ 1 \ 1 \ 2 \ 0] - 1) W^{(2)} \\ &= [0 \ 0 \ 1 \ 0 \ 0 \ 0 \ 1 \ 0] W^{(2)} \\ &= [0 \ 1 \ 0 \ 1] \\ &= \text{Flat} \left(\begin{bmatrix} 0 & 1 \\ 0 & 1 \end{bmatrix} \right) = \text{Flat}(AB). \end{aligned}$$

Here is the Python code for the above example:

```
A = np.array([[1,0],[1,0])).reshape(-1)
B = np.array([[0,1],[1,0])).reshape(-1)
x = np.concatenate([A, B]).reshape(1,-1)
W1 = get_W1(2)
W2 = get_W2(2)
flat_AB = np.maximum(x @ W1 - 1, 0) @ W2
```