

---

# LMEye: An Interactive Perception Network for Large Language Models

---

Yunxin Li<sup>1</sup>, Baotian Hu<sup>1</sup>, Xinyu Chen<sup>1</sup>, Lin Ma<sup>2</sup>, Yong Xu<sup>1</sup>, and Min Zhang<sup>1</sup>

<sup>1</sup>Harbin Institute of Technology, Shenzhen

<sup>2</sup>Meituan, Beijing

liyunxin987@163.com, {hubaotian, zhangmin2021}@hit.edu.cn

forest.linma@gmail.com

<https://github.com/YunxinLi/LingCloud>

## Abstract

Training a Multimodal Large Language Model (MLLM) from scratch, like GPT-4, is resource-intensive. Regarding Large Language Models (LLMs) as the core processor for multimodal information, our paper introduces LMEye, a human-like eye with a play-and-plug interactive perception network, designed to enable dynamic interaction between LLMs and external vision information. Previous methods incorporate visual information into LLMs with a simple visual mapping network or Q-former from BLIP-2. Such networks project the image feature once yet do not consider the interaction between the image and the human input query. Hence, the obtained visual information without being connected to human intention may be inadequate for LLMs to generate intention-following responses, which we refer to as static visual information. LMEye addresses this issue by allowing the LLM to request the desired visual information aligned with various human instructions, which we term as the dynamic visual information interaction. Specifically, LMEye consists of a simple visual mapping network to provide the basic perception of an image for LLMs. It also contains additional modules responsible for acquiring requests from LLMs, performing request-based visual information interaction, and transmitting the resulting interacted visual information to LLMs, respectively. In this way, LLMs act to understand the human query, deliver the corresponding request to the request-based visual information interaction module, and generate the response based on the interleaved multimodal information. We evaluate LMEye through extensive experiments on some multimodal benchmarks, demonstrating that it significantly improves the zero-shot performance on various multimodal tasks compared to previous methods, with less parameters.

## 1 Introduction

Vision-Language Models (VLMs) [1, 44] trained on a massive amount of image-text data have shown impressive results in various multimodal understanding and generation tasks. However, training a MLLM (e.g., Flamingo [1], Kosmos-1 [16], and GPT-4 [34]) from scratch is resource-intensive. To alleviate this issue, previous open-source efforts [30, 21, 8, 14] present that we can construct a MLLM based on the text-only large language model (LLM) through transforming the visual information (obtained by frozen pretrained visual encoders [38, 7]) into the representation space of LLM. By doing so, LLMs are capable of understanding visual information and performing multimodal human-machine interaction. Significantly, the whole training process is parameter efficient since it only needs to optimize a few parameters of the vision-to-language feature transformer, similar to popular prefix or prompt tuning approaches [23, 17].

Recent work [30] demonstrates that a learnable linear mapping network can allow LLMs to incorporate the basic global perception information of an image. Different from common VLMs, e.g., Oscar [22] and OFA [44], MLLMs constructed in this way usually perform multimodal generation well [30] because LLMs are capable of powerful contextual understanding, reasoning, and generating capabilities. To step forward this direction, [18] present the model FROMAGe, where they freeze the LLM and visual encoder and fine-tune several linear mapping layers to achieve cross-modality information interactions. It realizes strong zero-shot performances on the contextual image retrieval and multimodal dialogue tasks. [21] propose BLIP-2 with a lightweight Querying Transformer to bridge the vision and language semantic gap for frozen image encoders and large language models. In addition, the multimodal instruction-following tuning approach is recently introduced by [25] and [54] to advance the multimodal interaction capability of LLMs, which show supervisor performances on various multimodal scenarios.

However, for previous methods such as BLIP-2 and FROMAGe, the visual feature fed into LLMs is transformed once via the visual mapping network and does not interact with human input queries, which we term as static visual information. Hence, the language model may not obtain the adequate visual information for various queries. To address this issue, we present a human-like eye with interactive perception network for LLMs, namely LMEye, which allows LLMs to request the desired visual information aligned with various human instructions. From the Agent’s perspective, we consider LLMs as the core processor of complex information and do not modify the structure of LLMs. Otherwise, it may the risk of degenerating their original performances on NLP tasks, similar to [8], thereby weakening the generalization of LLMs. Concretely, LMEye mainly consists of two stages: 1) the first one provides the basic perception information of an image for LLMs, called feature alignment. We adopt a widely-used visual mapping network Q-Former from BLIP-2 to achieve it. 2) another one is responsible for acquiring the request from LLMs, performing request-based visual information interaction, and transmitting the resulting interacted visual information to LLMs. We introduce a Request-based Visual Information Interaction module (RVII) to perform such dynamic interaction between LLMs and visual information. By doing so, LLMs first understand human queries and basic information of an image, then send a request to obtain additionally desired visual information, finally generate the instruction-following response based on basic image information, text instruction, and interacted visual information.

In summary, the contributions of our proposed LMEye lie in the following three-fold.

- Regarding LLMs as multimodal information processor, we propose an interactive perception network to make them incorporate the desired visual information for various human queries. LLMs act to understand the human query, deliver the corresponding request to the request-based visual information interaction module, and generate the response based on the interleaved multimodal information. The whole training process is parameter-efficient.
- LMEye could achieve superior multimodal understanding and reasoning performances on two multimodal evaluation benchmarks (MMBench and SEED-Bench) with less parameters (4.4B), compared to other MLLMs (> 7B).
- Ablation studies show that the proposed method significantly improves zero-shot mutlimodal performances for various scales and types of LLMs, e.g., exact gain by 5.0% on OK-VQA for LMEye (BLIP-2) vs. BLIP-2, and exact gain by 20% on VQA with long answer for LMEye (LLaMA-7b) vs. LLaVA (Vicuna-7b).

## 2 Related Work

**Vision-assisted LLMs.** Different vision-language models [1, 45, 16] which are trained from scratch with large-scale image-text pairs, vision-assisted LLMs is based on a pre-trained large language model, allowing it to understand visual information and be able to process multimodal information. They usually apply the recently proposed prefix-tuning [17, 23] or adapter-based [52] tuning methods to fine-tune the language model on specific multimodal tasks, so that they can be competent for some multimodal scenarios. For instance, [55] utilized the text-to-image technical to generate the image and infused the visual information into the language model for multimodal text generation. [18] explored using LLMs for image-text retrieval and multimodal text-image interaction. To step forward this direction, BLIP-2 [21] employs a Flan-T5 [6] or OPT [53] with a Q-Former to efficiently align visual features with the language model. Most recently, PaLM-E [8], featuring 562 billion

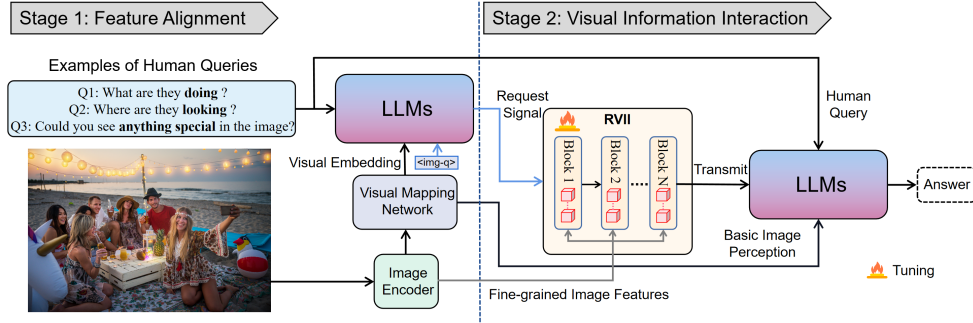


Figure 1: Illustration of the overall architecture of LMEye. Image Encoder, Visual Mapping Network, and LLMs are frozen during training. RVII represents the Request-based Visual Information Interaction module.

parameters, has been developed to integrate real-world continuous sensor modalities into an LLM, thereby establishing a connection between real-world perceptions and human languages. To conclude, previous works demonstrate that it is a potential research direction for enabling frozen LLMs to handle multimodal information.

**Multimodal Instruction-following Tuning.** Advances in instruction-tuning text-only LLMs [35, 32, 6] have achieved impressive performance on the NLP tasks and human-machine interaction scenarios, such as Flan-T5, Bloomz [32], and ChatGPT. Recently, some researchers have explored using multimodal instruction data to fine-tune pre-trained LLMs to improve their multimodal human-machine interaction capability. [25] employs the GPT-4 to produce the multimodal instruction data and fine-tune the language model LLaMA [41] on the synthetic multimodal instruction-following dataset. [54] also construct a well-aligned multimodal instruction-following dataset to fine-tune a robust instruction-tuned language model (Vicuna), and it achieves superior performance on open-domain multimodal dialogue. [52] present a lightweight adaption method to efficiently fine-tune LLaMA into an instruction-following model. In this paper, we introduce various multimodal instruction data to make LMEye adapt to open-domain multimodal scenarios.

**Vision Tools for LLMs.** A recent line of research [31, 37] investigates ways to enhance the performance of LLMs by enabling them to access external tools such as vision foundation models, search engines, or other APIs for solving complex problems. This approach broadens the scope of LLMs in processing information of varying complexities. For example, Toolformer [39] empowers LLMs to decide which APIs to use, when to use them, what arguments to pass, and how to incorporate the resulting information into text generation. Low-code LLM [3] uses six simple low-code visual programming interactions, such as clicking, dragging, or text editing, to achieve more controlled and reliable responses. In contrast, [28] propose a plug-and-play compositional reasoning framework Chameleon that augments LLMs to address complex challenges, such as using off-the-shelf vision models. [48] introduce visual ChatGPT, which designs a set of prompts to incorporate visual model information into ChatGPT, considering models with multiple inputs/outputs and those that require visual feedback. Unlike the above pipeline approaches, our work focuses on end-to-end interaction framework between LLMs and visual information.

### 3 LMEye: Interactive Perception Network

#### 3.1 Architecture

As shown in Figure 1, the overall architecture of LMEye contains two stages, which are response for different functions. Given an image  $I$  and one human’s query  $X = (x_1, \dots, x_M)$ , where  $x_i$  represents the  $i$ -th token of the human query input to LLMs, we obtain the global and fine-grained image features  $h_I = (h_g^I, h_1^I, \dots, h_{256}^I)$  via the pretrained visual encoder of BLIP-2. Meanwhile, a learnable special token  $\langle img \rangle$  is added in the word embedding table of LLMs as the input position tag of image feature.

**Feature Alignment.** We employ frozen Q-former from BLIP-2 and a learnable linear project layer as the visual mapping network to project the basic image feature into the language embedding space, denoted to  $f(h_I)$ . By doing so, LLMs can obtain the basic perception information of an image, which is added with the presentation of token  $\langle img \rangle$ . We also add another special token  $\langle img-q \rangle$  at the end of the image and human query sequence to capture the whole encoding information of image and human query. Hence, as the left part shown in Figure 1, we can obtain the first input sequence of LLMs by  $(\langle img \rangle, f(h_I), X, \langle img-q \rangle) \rightarrow (h_{img}, h_X, h_{img-q})$ , where  $h_{img}$  refers to the addition of  $f(h_I)$  and the token representation of  $\langle img \rangle$ .  $h_X$  and  $h_{img-q}$  are the corresponding word encoding representations of  $X$  and  $\langle img-q \rangle$ . The final output of the token  $\langle img-q \rangle$  at the last layer of LLMs is expected to contain the semantic meaning of human query, which is present to  $h_r \in \mathbb{R}^{1 \times d_L}$ , where  $d_L$  refers to the hidden state size of LLM, since previous works [33, 34, 41] have shown that recent LLMs have been able to understand various human languages. In addition,  $h_r$  may also contain the image content via the self-attention mechanism of LLMs, yet we argue that text-only LLMs without pretraining on multimodal data cannot incorporate visual information [30] well like powerful pretrained multimodal image and language models. To facilitate LLMs incorporating the desired visual information aligned with a human query, instead of optimizing the parameters of LLMs (with full-parameter or the Low-rank adaptation [15]) on specific data, like LLaVA [25] and mPLUG-Owl [49], we perform the interaction between human query and visual information outside LLMs. In this way, LLMs could still maintain their original powers and generalization on natural language tasks because the structure and parameters of LLMs are not changed.

**Request-based Visual Information Interaction (RVII).** First, we apply a linear project layer to map the above hidden state  $h_r$  into the space of the following information interactive module, denoted to  $h_R \in \mathbb{R}^{Q \times d_{RV}}$ , where  $Q$  and  $d_{RV}$  refer to the length of request vector and the hidden size of RVII, respectively. We regard that this process is acquiring the request signal from LLMs, e.g., as the example shown in Figure 1, LLMs encoding request information from human query: “*Q1: What are they doing in the image? Q3: Could you see anything special in the image?*”.

After gaining the request of LLMs, we propose utilizing  $h_R$  to perform multimodal information interaction with fine-grained image features. To this end, we adopt a multi-layer transformer blocks to achieve request-based visual information interaction. Each block is calculated as given in Eq. 1:

$$\begin{aligned} \mathbf{h}_l^R &= \text{LayerNorm}(\mathbf{h}_{l-1} + \text{SelfAttention}(\mathbf{h}_{l-1})), \\ \mathbf{h}_l^F &= \text{LayerNorm}(\mathbf{h}_l^R + \text{CrossAttention}(\mathbf{h}_I)), \\ \mathbf{h}_l &= \text{LayerNorm}(\mathbf{h}_l^F + \text{MLP}(\mathbf{h}_l^F)), \end{aligned} \quad (1)$$

where  $\mathbf{h}_{l-1}$  is the output of the  $l-1$  th layer and the input of RVII is  $h_R$ . **SelfAttention** and **CrossAttention** are based on the multi-head attention mechanism, which are used to capture the desired visual information. After obtaining the output of last layer, we utilize a learnable linear project layer to transmit the interacted information to LLMs, which is denoted to  $h_t$ . Afterwards, the new presentation sequence  $(h_{img}, h_X, h_t)$  is fed into LLM to generate the final answer. Suppose that the training target of a multimodal instruction-following question answering is  $Y = (y_1, \dots, y_N)$ , where  $y_i$  represents the  $i$ -th token and  $N$  refers to the total length, the optimizing loss is as following:

$$\mathcal{L} = -\frac{1}{N} \sum_{i=1}^N \log P_i(\hat{y}_i = y_i | h_{img}; h_X; h_{img-q}; y_1, \dots, y_{i-1}). \quad (2)$$

### 3.2 Multimodal Instruction-following Tuning

We use various multimodal instruction-following data to makes interactive perception network effective. First, we construct two types of image-text semantic matching data based on the image-text pairs from datasets CC3M, COCO Caption, and Flickr3k. The two types are “True or False” inference and four-choice selection tasks, respectively, where captions are randomly sampled from the corresponding training set. By doing so, the overall network could be trained to help and improve LLMs performing image-text semantic alignment. Second, to make LMEye adapt to various human queries, we introduce the multimodal instruction-following data about conversation and complex reasoning, released by [25]. In addition, considering that a complex image contains infinite-level visual information and may be attached to external knowledge, we introduce data about the in-detail description of an image to improve multimodal long text generation capability. It includes the corresponding data from [25] and the artwork description dataset SemArt [11]. The total number of

all instruction data is about 7.3M, encompassing 7.1M semantic matching data, 20k artwork analysis samples, and 150k additional samples. Finally, identical to InstructBLIP, we also augmented the instruction-following data set by introducing partial training sets of approximately 20 multimodal tasks, while comparing them on two multimodal benchmarks.

## 4 Experiment

### 4.1 Experimental Settings

**Datasets.** First, we evaluate LMEye on recently released comprehensive multimodal benchmarks: MMBench [26]<sup>1</sup>, and SEED-Bench [19], which are systematically-designed objective benchmark for robustly evaluating the various abilities of vision-language models. To verify the effectiveness of LMEye under various conditions, we also evaluate LMEye and other visual language models on three visual understanding and reasoning datasets: validation sets of VCR [50] and VQAv2 [13], and the test set of OK-VQA [29]. In addition, we also use the GPT-3.5-turbo [33] to produce five question-answer pairs centered around an image based on about 3.5k images and their long descriptions from [54]. The prompt template is “*Generate five question-answer pairs for the following in-detail image description. Demand: the answer of question must be contained in the description and the type is Question: ... Answer: ... \n Description:* ”. The total number of question-answer pairs is about 17.5k wherein the length of the answers exceeds that of conventional VQA datasets, with an average length of 13 words. The constructed data are used to evaluate and analyze performances of models.

**Comparing Models.** Flamingo [1] is a unifying multimodal generative model capable of rapidly adapting to a variety of image and video tasks. OFA [44] is a sequence-to-sequence learning framework that could unify a diverse set of cross-modal and unimodal tasks. FROMAGE [18] is a typical LVLM that is efficiently trained by visually grounding LLMs with image captioning and contrastive learning, capable of image caption and image-text retrieval. BLIP-2 [21] is a two-stage training strategy that bootstraps vision-language representation learning and vision-to-language generative learning based on the frozen image encoder and language model, achieving state-of-the-art performances on various multimodal tasks. In addition, we also compare our methods with multimodal instruction-tuned model MiniGPT-4 [54] and LLaVA [25], where MiniGPT-4 is based on the pretrained Q-former from BLIP-2. Compared to BLIP-2 and FROMAGE, they are tuned with the multimodal instruction-following data generated by GPT-4. During the multimodal instruction tuning stage, both the projection matrix and LLM of LLaVA are updated.

**Implementation Details.** We run all experiments on eight Tesla A100-80G GPUs with the Python environment. To verify the effectiveness of LMEye, we adopt OPT-impl-1.3b, Bloomz-7b1, LLaMA-7b/13b [41], and BLIP-2 (FlanT5<sub>xl</sub>) as the backbone of our framework respectively. In feature alignment stage, we set the initial learning rate to 1e-4 and use the AdamW [27] optimizer to optimize the feature alignment process with the cosine declining way. The total training step of this stage is one epoch, and the batch size is 768. During the multimodal instruction tuning stage, we adopt a smaller batch size (256) and set the initial learning rate to 1e-4. The depth of RVII is set to 12 and the hidden size equals 768. We will freeze the first-stage parameters (include the linear project layer in feature alignment and the token representation of *<img>*, or Q-former in BLIP-2) while performing multimodal instruction tuning. During generation, we employ the beam sample generation strategy from HuggingFace Transformer<sup>2</sup> repository and set the beam sizes to 4 and 1 for in-detail image description generation and VQA, respectively.

**Evaluation Metrics.** For visual question answering (VQA) with short answer and visual reasoning datasets, we adopt the common EM (exactly matching) calculation way as the evaluation method of accuracy. For the in-detail image description generation and VQA with long answer, we employ several generative evaluation metrics: BLEU [36], ROUGE [24], CIDEr [42], and METEOR [2].

### 4.2 Results and Overall Analysis

**MMBench Evaluation Results.** The evaluation results on the MMBench are presented in Table 1. The results show that our proposed model, LMEye, outperformed other comparable models while

<sup>1</sup><https://opencompass.org.cn/leaderboard-multimodal>

<sup>2</sup><https://github.com/huggingface/transformers>

Table 1: Model performances on MMBench. “TotalParams” indicates the total parameters of MLLMs. Logical Reasoning (LR), Attribute Reasoning (AR), Relation Reasoning (RR), Fine-grained Perception (Cross Instance) (FP-C), Fine-grained Perception (Single Instance) (FP-S), and Coarse Perception (CP).

Models↓ Types →	TotalParams	Overall	LR	AR	RR	FP-S	FP-C	CP
OpenFlamingo [1]	9B	4.3	9.1	11.4	3.3	2.5	1.6	1.5
OpenFlamingo v2 [1]	9B	5.7	11.4	12.8	1.4	5.5	0.8	4.0
MiniGPT-4 [54]	8B	23.0	13.6	32.9	8.9	28.8	11.2	28.3
MMGPT [12]	9B	16.0	1.1	23.8	20.7	18.3	5.2	18.3
PandaGPT [40]	14B	30.6	15.3	41.5	22.0	20.3	20.4	47.9
VisualGLM [9]	8B	33.5	11.4	48.8	27.7	35.8	17.6	41.5
InstructBLIP [25]	8B	33.9	21.6	47.4	22.5	33.0	24.4	41.1
LLaVA [25]	7.2B	36.2	15.9	53.6	28.6	41.8	20.0	40.4
LLaMA-Adapter-v2 [10]	7.2B	38.9	7.4	45.3	19.2	45.0	32.0	54.0
G2PT	7B	39.8	14.8	46.7	31.5	41.8	34.4	49.8
mPLUG-Owl [49]	7.2B	56.7	30.7	65.7	52.1	61.0	45.6	65.1
Otter-I [20]	9B	48.3	22.2	63.3	39.4	46.8	36.4	60.6
Shikra [4]	7.2B	60.2	33.5	69.6	53.1	<b>61.8</b>	50.4	<b>71.7</b>
LMEye (ours)	<b>4.4B</b>	<b>62.3</b>	<b>40.3</b>	<b>74.7</b>	<b>55.4</b>	61.7	<b>58.0</b>	68.9

Table 2: Model performances on SEED-Bench. We evaluate LMEye (FlanT5-XL)-4.4B on 9 dimensions for image understanding, including Scene Understanding (SU), Instance Identity (II), Instance Location (IL), Instance Attribute (IA), Instance Counting (IC), Spatial Relation (SR), Instance Interaction (IIR), Visual Reasoning (VR), and Text Recognition (TR).

Models↓ Types →	Overall	SU	II	IL	IA	IC	SR	IIR	VR	TR
OpenFlamingo v2 [1]	34.51	43.86	38.12	31.28	30.06	27.30	30.59	29.90	50.15	20.00
MiniGPT-4 [54]	47.40	56.27	49.15	45.82	37.93	45.32	32.57	47.42	57.10	11.76
MMGPT [12]	34.54	43.64	37.85	31.45	30.78	27.34	30.14	29.90	51.36	18.82
BLIP-2 FlanT5-XL [21]	49.74	59.12	53.90	49.19	42.33	43.15	36.68	55.67	45.62	25.88
InstructBLIP FlanT5-XL [25]	57.80	60.29	58.49	63.37	40.59	58.44	38.66	51.55	45.92	25.88
InstructBLIP Vicuna [25]	58.76	60.20	58.93	<b>65.63</b>	43.56	<b>57.05</b>	40.33	52.58	47.73	<b>43.53</b>
LLaVA [25]	36.96	42.69	34.90	33.45	28.43	41.85	30.75	27.84	46.83	37.65
LLaMA-Adapter-v2 [10]	35.19	45.22	38.50	29.30	33.03	29.67	35.46	39.18	51.96	24.71
GVT [43]	35.49	41.74	35.50	31.79	29.45	36.17	31.96	31.96	51.06	27.06
VPGLTrans [51]	41.81	51.87	44.13	39.90	36.09	33.71	36.38	31.96	53.17	30.59
mPLUG-Owl [49]	37.88	49.68	45.33	32.52	36.71	27.26	32.72	44.33	54.68	18.82
Otter [20]	35.16	44.90	38.56	32.24	30.88	26.28	31.81	31.96	51.36	31.76
LMEye (ours)	<b>59.70</b>	<b>73.20</b>	<b>64.12</b>	56.57	<b>53.99</b>	48.75	<b>47.64</b>	<b>65.98</b>	<b>76.13</b>	37.65

using fewer parameters (4.4B vs. >7B). It is worth noting that LMEye outperformed other models in terms of reasoning performance, particularly in Logical Reasoning (LR), Attribute Reasoning (AR), and Relation Reasoning (RR). These indicate that LMEye is capable of effectively reasoning and making connections between different pieces of information, leading to better performance compared to other models. Additionally, InstructBLIP could be seen as a multimodal instruction enhanced LMEye variant without RVII, achieving interaction between human queries and image in Q-former, yet LMEye still outperforms it on multiple aspects.

**SEED-Bench Evaluation Results.** The experimental results presented in Table 2 demonstrate the effectiveness of LMEye in achieving state-of-the-art (SOTA) performance. Specifically, LMEye has shown significant improvements in scene understanding, with an increase of 13 points compared to previous SOTA. Moreover, in the category of sample attribute recognition and spatial connection understanding, LMEye also outperformed InstructBLIP. These results highlight the effectiveness of a plug-and-play interactive perception framework, in enhancing the ability of language models to understand images and multimodal instructions. Overall, these findings demonstrate the potential of LLMs in advancing the field of image understanding and suggest that plug-and-play interactive perception frameworks can be an effective means of leveraging these capabilities. Further research in this area may pave the way for more sophisticated and effective approaches to image understanding, with implications for a wide range of applications and industries.

Table 3: Zero-shot performances on some common multimodal datasets. LMEye variants with “\*” indicate that we only remain the pretrained linear projection layer and remove the interactive process (RVII). “NumImg” represents the total number of images contained in feature alignment stage.

Models↓ Types →	NumImg	VCR (Q→A)	VQAv2	OK-VQA
Flamingo-3B [1]	>1B	-	49.2	41.2
MiniGPT-4 (Vicuna-7b) [54]	129M	-	44.31	32.16
LLaVA (Vicuna-7b) [25]	0.6M	-	56.59	50.42
OFA-Large [44]	20M	25.07	40.25	19.34
FROMAGe (OPT-6.7b) [18]	3.3M	20.87	44.08	20.06
BLIP-2 (FlanT5XL) [21]	129M	57.30	59.95	48.91
InstructBLIP (FlanT5XL) [25]	129M	53.55	62.56	50.12
LMEye (OPT-impl-1.3b)*	1.7M	34.34	38.34	22.26
LMEye (OPT-impl-1.3b)	1.7M	39.52	42.42	24.58
LMEye (Bloomz-7b1)*	13M	39.31	40.63	25.56
LMEye (Bloomz-7b1)	13M	43.07	42.20	26.38
LMEye (Bloomz-7b1)*	69M	42.81	42.39	26.79
LMEye (Bloomz-7b1)	69M	47.00	45.58	35.11
LMEye (BLIP-2, FlanT5XL)	129M	<b>57.50</b>	<b>63.20</b>	<b>54.0</b>

Table 4: Ablation experiments on the self-constructed evaluation benchmark.

Models↓ Types →	NumImg	VQA with Long Answer					
		B@1	B@2	R@1	R@L	CIDEr	METEOR
LLaVA (Vicuna-7b)	0.6M	29.23	17.62	40.85	38.67	166.95	50.15
LMEye (Bloomz-7b1)*	13M	2.15	0.40	7.32	7.24	7.49	4.47
LMEye (Bloomz-7b1)	13M	37.49	23.31	34.94	33.41	131.83	46.61
LMEye (Bloomz-7b1)*	69M	3.08	0.52	7.08	7.0	7.51	4.67
LMEye (Bloomz-7b1)	69M	34.77	22.0	39.20	37.37	167.17	48.60
LMEye (LLaMA-7b)	1.7M	42.40	27.84	41.06	39.37	188.59	50.22
LMEye (LLaMA-13b)	1.7M	<b>49.36</b>	<b>33.67</b>	43.96	42.05	<b>212.16</b>	<b>51.24</b>
BLIP-2 (FlanT5XL)	129M	10.60	5.43	25.29	24.21	61.88	17.75
LMEye (BLIP-2, FlanT5XL)	129M	41.56	26.49	<b>47.14</b>	<b>44.46</b>	193.92	50.63
Models↓ Types →	NumImg	In-detail Image Description					
		B@1	B@2	R@1	R@L	CIDEr	METEOR
LMEye (Bloomz-7b1)*	13M	10.55	1.73	5.78	5.60	0.8	7.02
LMEye (Bloomz-7b1)	13M	27.50	6.0	12.0	11.68	2.4	21.15
LMEye (Bloomz-7b1)*	69M	11.59	2.37	6.92	5.68	0.6	11.15
LMEye (Bloomz-7b1)	69M	26.27	6.71	14.15	13.80	2.5	<b>26.71</b>
LMEye (LLaMA-7b)	1.7M	26.21	6.47	11.18	10.86	1.4	26.02
LMEye (LLaMA-13b)	1.7M	<b>29.91</b>	<b>7.11</b>	12.06	11.79	<b>3.8</b>	23.06
BLIP-2 (FlanT5XL)	129M	1.21	0.56	<b>18.37</b>	<b>17.48</b>	2.3	8.15
LMEye (BLIP-2, FlanT5XL)	129M	8.98	2.47	17.06	16.17	3.0	14.05

### 4.3 Ablation Study

**Visual Question Answering and Multimodal Reasoning.** The experimental results are presented in Table 3, where we do not present the VCR result of LLaVA and MiniGPT-4 since they do not follow the prompt to select one option from four candidates. This may be attributed to the self-ability of Vicuna [5], which is the LLaMA tuned only with conversation data. Compared to conventional VLMs such as Flamingo-3B and OFA, the designed LMEye variants and other MLLMs can be able to achieve better zero-shot performance on answer selection (VCR) and short answer generation tasks (VQA), even in the case that LMEye (Bloomz-7b1) have only seen 1.7M images during the pretraining stage. Hence, it is feasible to adopt such a training efficient MLLM construction method based on the frozen visual encoder and LLM. In addition, introducing more powerful language models and high-quality image-text data in the pretraining stage will improve the accuracy of the language model in understanding image information, e.g., the performance comparisons of various LMEye (Bloomz-7b1) and LMEye (OPT-impl-1.3b) variants. When we introduce LMEye based on BLIP-2

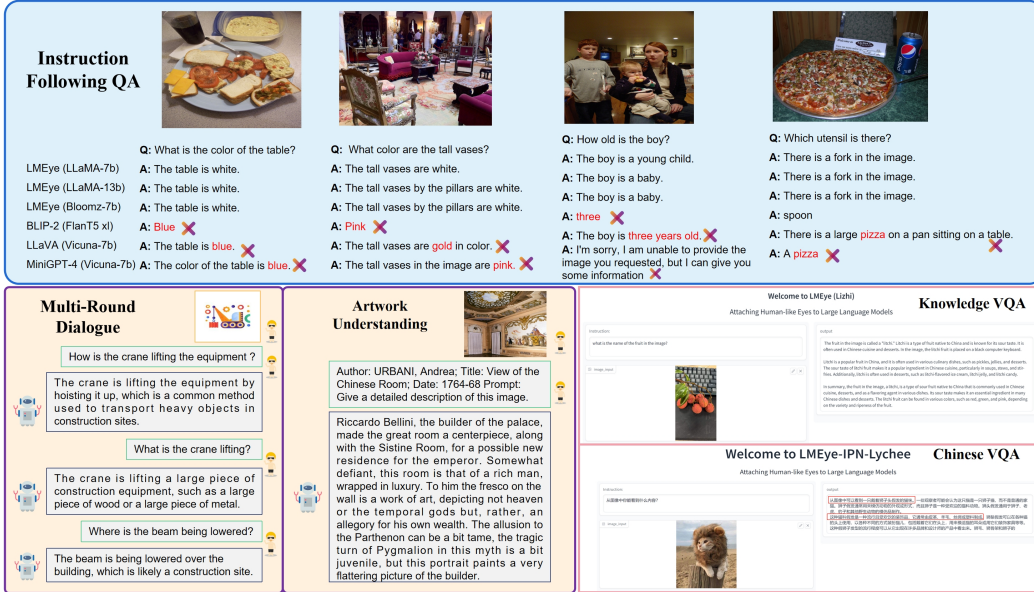


Figure 2: Illustration of some cases generated by various LMEye variants. Artwork Understanding and Multi-Round Dialogue are based on the LMEye (FlanT5-XL). Knowledge and Chinese VQA are based on a Chinese-English bilingual language model: Lychee-Base-11B. IPN represents the interactive perception network and Lizhi is the Chinese pinyin of Lychee.

and train the interactive framework through collected multimodal instruction data, it substantially improves performance on the complex visual problem task OK-VQA by about 5% and could achieve better performance than InstructBLIP. By further comparing their performances in Tables 1 and 2, we can find that the effectiveness of introducing the two-stage interactive perception network (RVII).

**VQA with Long Answer and In-detail Description.** We mainly evaluate various LMEye variants on the constructed evaluation benchmark: in-detail image description and visual question-answering tasks. According to the experimental results shown in Table 4, we can see that multimodal instruction-tuned LMEye models significantly improve almost all generative metrics. Combined with the given examples shown in top part of Figure 2, we suggest that the multimodal instruction-following tuning approach is helpful for LLMs to achieve an image understanding capability similar to GPT-4. In addition, we find that LMEye (Bloomz-7b1) could understand the intent of various questions and generate an accurate response. Compared with LLaVA (Vicuna-7b), MiniGPT-4, and BLIP-2, which incorporate the static visual information for different questions about an image, our method can obtain corresponding visual information relevant to the human queries and generate more accurate responses (see comparative performances in Tables and Figure 2).

Unlike the multimodal instruction-following data used by MiniGPT-4 and LLaVA, we introduce the artwork description data as part of instruction-tuning data and thus improve the model’s capability to understand the artwork. We observe that LLMs could utilize their stored knowledge to present sufficient analysis for the artwork, as the Artwork understanding shown in in Figure 2. From Table 4, we also observe that the improvement of detailed image description ability mainly comes from using relevant instruction data. Our method mainly improves the performance of MLLMs on VQA tasks with various queries. We present more cases in Appendix. In conclusion, the ablation experiments of LMEye variants show that the proposed interactive perception network could be play-and-plug in various large language models and improve the overall performance by incorporating request-based interacted visual information module.



## 5 Discussion and Future Work

**Instruction-tuned LLMs can better generalize on multimodal tasks.** Previous work [21] shows that the BLIP-2 variant with instruction-tuned LLMs performs best on many multimodal tasks. In Table 3, we observe that LMEye (OPT-impl-1.3b)\* is capable of better performance on VCR and OK-VQA compared to FROMAGE (OPT-6.7b) with a larger-scale OPT version. This could be attributed to the fact that text-only instruction-tuned LLMs better understand human input queries than original LLMs. Thus they have better performances on multimodal QA tasks.

**Quality and Diversity of multimodal instruction-following data are important.** A comparison between LLaVA (Vicuna-7b) and MiniGPT-4 (Vicuna-7b) reveals that LLaVA, which incorporates a larger number of diverse multimodal instruction data, outperforms MiniGPT-4. This finding is consistent with the research conducted by [25], who demonstrate that diverse multimodal instruction data can enhance the overall performance of MLLMs across various tasks. Current multimodal instruction-following data are usually constructed by powerful GPT-4 through the Self-Instruct [46] technical. While these automatically generated instruction data exhibit diversity, there remains room for improvement in terms of quality. In the future, it would be advantageous to incorporate high-quality multimodal task data, including video, image, and audio, to enhance the comprehensive capability of instruction-tuned MLLMs.

**Visual information should interact with human instruction.** Previous work InstructBLIP attempts to input textual questions into the Q-former to refine its performance in the specific visual question-answering task, leading to superior results. These questions facilitate visual information extraction by utilizing self-attention layers within the Q-Former architecture. Different from BLIP-2, LMEye focuses on extracting image features that are highly informative for the encoding request from LLMs, achieving dynamic interaction between LLMs and visual information. Additionally, we introduce diverse multimodal instruction-following data to train LMEye, allowing them to adapt to a wide range of human queries. Consequently, LLMs can leverage enriched visual information to accomplish different tasks effectively. To conclude, enabling visual information to interact with human instruction is effective for improving the capability of MLLMs.

**Hallucination.** While MLLMs generate in-detail image description or artwork analysis, they easily produce fragments that are nonsensical or unfaithful to the objective image and common knowledge, or fabrication of facts. Some cases are shown in Appendix. To address this issue, in the future, we can introduce the alignment technical (such as Reinforcement Learning from Human Feedback (RLHF) [35]), retrieval augmentation, or multimodal chain-of-the-thought (COT) [47] to improve the factuality of generated content.

## 6 Limitation

While our models strive to enhance their alignment with human queries, it is important to acknowledge that they are not completely aligned nor entirely safe. Despite efforts to improve the quality of outputs, our models still have limitations in avoiding generating toxic or biased content, fabrication of facts, and other undesirable outputs. In some cases, the model may inadvertently generate offensive, discriminatory, or harmful outputs. It can be attributed to biases in the training data or the self-ability of LLMs. Furthermore, due to constraints in the quality and diversity of available multimodal instruction-following data, the model may provide incorrect responses for certain queries.

## 7 Conclusion

We present LMEye, attaching human-like eye for large language models with an interactive perception network, aiming to achieve a large visual language model via dynamic interaction between LLMs and visual information. The experimental results show that our method with less parameters achieves superior performances on two evaluation benchmarks of multimodal LLMs, and other visual question answering, in-detail image description, and multimodal reasoning tasks.

## References


- [1] Jean-Baptiste Alayrac, Jeff Donahue, Pauline Luc, Antoine Miech, Iain Barr, Yana Hasson, Karel Lenc, Arthur Mensch, Katherine Millican, Malcolm Reynolds, et al. Flamingo: a visual language model for few-shot learning. *Advances in Neural Information Processing Systems*, 35:23716–23736, 2022.
- [2] Satanjeev Banerjee and Alon Lavie. METEOR: An automatic metric for MT evaluation with improved correlation with human judgments. In *Proceedings of the ACL Workshop on Intrinsic and Extrinsic Evaluation Measures for Machine Translation and/or Summarization*, pages 65–72, Ann Arbor, Michigan, June 2005. Association for Computational Linguistics.
- [3] Yuzhe Cai, Shaoguang Mao, Wenshan Wu, Zehua Wang, Yaobo Liang, Tao Ge, Chenfei Wu, Wang You, Ting Song, Yan Xia, et al. Low-code llm: Visual programming over llms. *arXiv preprint arXiv:2304.08103*, 2023.
- [4] Keqin Chen, Zhao Zhang, Weili Zeng, Richong Zhang, Feng Zhu, and Rui Zhao. Shikra: Unleashing multimodal llm’s referential dialogue magic. *arXiv preprint arXiv:2306.15195*, 2023.
- [5] Wei-Lin Chiang, Zhuohan Li, Zi Lin, Ying Sheng, Zhanghao Wu, Hao Zhang, Lianmin Zheng, Siyuan Zhuang, Yonghao Zhuang, Joseph E. Gonzalez, Ion Stoica, and Eric P. Xing. Vicuna: An open-source chatbot impressing gpt-4 with 90%\* chatgpt quality, March 2023.
- [6] Hyung Won Chung, Le Hou, Shayne Longpre, Barret Zoph, Yi Tay, William Fedus, Eric Li, Xuezhi Wang, Mostafa Dehghani, Siddhartha Brahma, et al. Scaling instruction-finetuned language models. *arXiv preprint arXiv:2210.11416*, 2022.
- [7] Alexey Dosovitskiy, Lucas Beyer, Alexander Kolesnikov, Dirk Weissenborn, Xiaohua Zhai, Thomas Unterthiner, Mostafa Dehghani, Matthias Minderer, Georg Heigold, Sylvain Gelly, et al. An image is worth 16x16 words: Transformers for image recognition at scale. *arXiv preprint arXiv:2010.11929*, 2020.
- [8] Danny Driess, Fei Xia, Mehdi SM Sajjadi, Corey Lynch, Aakanksha Chowdhery, Brian Ichter, Ayzan Wahid, Jonathan Tompson, Quan Vuong, Tianhe Yu, et al. Palm-e: An embodied multimodal language model. *arXiv preprint arXiv:2303.03378*, 2023.
- [9] Zhengxiao Du, Yujie Qian, Xiao Liu, Ming Ding, Jiezhong Qiu, Zhilin Yang, and Jie Tang. Glm: General language model pretraining with autoregressive blank infilling. In *Proceedings of the 60th Annual Meeting of the Association for Computational Linguistics (Volume 1: Long Papers)*, pages 320–335, 2022.
- [10] Peng Gao, Jiaming Han, Renrui Zhang, Ziyi Lin, Shijie Geng, Aojun Zhou, Wei Zhang, Pan Lu, Conghui He, Xiangyu Yue, et al. Llama-adapter v2: Parameter-efficient visual instruction model. *arXiv preprint arXiv:2304.15010*, 2023.
- [11] Noa Garcia and George Vogiatzis. How to read paintings: Semantic art understanding with multimodal retrieval. In *Proceedings of the European Conference in Computer Vision Workshops*, 2018.
- [12] Tao Gong, Chengqi Lyu, Shilong Zhang, Yudong Wang, Miao Zheng, Qian Zhao, Kuikun Liu, Wenwei Zhang, Ping Luo, and Kai Chen. Multimodal-gpt: A vision and language model for dialogue with humans. *arXiv preprint arXiv:2305.04790*, 2023.
- [13] Yash Goyal, Tejas Khot, Douglas Summers-Stay, Dhruv Batra, and Devi Parikh. Making the v in vqa matter: Elevating the role of image understanding in visual question answering. In *Proceedings of the IEEE conference on computer vision and pattern recognition*, pages 6904–6913, 2017.
- [14] Jiaxian Guo, Junnan Li, Dongxu Li, Anthony Meng Huat Tiong, Boyang Li, Dacheng Tao, and Steven CH Hoi. From images to textual prompts: Zero-shot vqa with frozen large language models. *CVPR*, 2023.
- [15] Edward J Hu, Yelong Shen, Phillip Wallis, Zeyuan Allen-Zhu, Yuanzhi Li, Shean Wang, Lu Wang, and Weizhu Chen. Lora: Low-rank adaptation of large language models. *arXiv preprint arXiv:2106.09685*, 2021.
- [16] Shaohan Huang, Li Dong, Wenhui Wang, Yaru Hao, Saksham Singhal, Shuming Ma, Tengchao Lv, Lei Cui, Owais Khan Mohammed, Qiang Liu, et al. Language is not all you need: Aligning perception with language models. *arXiv preprint arXiv:2302.14045*, 2023.
- [17] Menglin Jia, Luming Tang, Bor-Chun Chen, Claire Cardie, Serge Belongie, Bharath Hariharan, and Ser-Nam Lim. Visual prompt tuning. In *Computer Vision—ECCV 2022: 17th European Conference, Tel Aviv, Israel, October 23–27, 2022, Proceedings, Part XXXIII*, pages 709–727. Springer, 2022.

- [18] Jing Yu Koh, Ruslan Salakhutdinov, and Daniel Fried. Grounding language models to images for multimodal generation. *arXiv preprint arXiv:2301.13823*, 2023.
- [19] Bohao Li, Rui Wang, Guangzhi Wang, Yuying Ge, Yixiao Ge, and Ying Shan. Seed-bench: Benchmarking multimodal llms with generative comprehension. *arXiv preprint arXiv:2307.16125*, 2023.
- [20] Bo Li, Yuanhan Zhang, Liangyu Chen, Jinghao Wang, Jingkang Yang, and Ziwei Liu. Otter: A multi-modal model with in-context instruction tuning. *arXiv preprint arXiv:2305.03726*, 2023.
- [21] Junnan Li, Dongxu Li, Silvio Savarese, and Steven Hoi. Blip-2: Bootstrapping language-image pre-training with frozen image encoders and large language models. *ICML*, 2023.
- [22] Xiujun Li, Xi Yin, Chunyuan Li, Pengchuan Zhang, Xiaowei Hu, Lei Zhang, Lijuan Wang, Houdong Hu, Li Dong, Furu Wei, et al. Oscar: Object-semantics aligned pre-training for vision-language tasks. In *Computer Vision—ECCV 2020: 16th European Conference, Glasgow, UK, August 23–28, 2020, Proceedings, Part XXX 16*, pages 121–137. Springer, 2020.
- [23] Xiang Lisa Li and Percy Liang. Prefix-tuning: Optimizing continuous prompts for generation. *ACL*, 2021.
- [24] Chin-Yew Lin. ROUGE: A package for automatic evaluation of summaries. In *Text Summarization Branches Out*, pages 74–81, Barcelona, Spain, July 2004. Association for Computational Linguistics.
- [25] Haotian Liu, Chunyuan Li, Qingyang Wu, and Yong Jae Lee. Visual instruction tuning. *arXiv preprint arXiv:2304.08485*, 2023.
- [26] Yuan Liu, Haodong Duan, Yuanhan Zhang, Bo Li, Songyang Zhang, Wangbo Zhao, Yike Yuan, Jiaqi Wang, Conghui He, Ziwei Liu, et al. Mmbench: Is your multi-modal model an all-around player? *arXiv preprint arXiv:2307.06281*, 2023.
- [27] Ilya Loshchilov and Frank Hutter. Decoupled weight decay regularization. *arXiv preprint arXiv:1711.05101*, 2017.
- [28] Pan Lu, Baolin Peng, Hao Cheng, Michel Galley, Kai-Wei Chang, Ying Nian Wu, Song-Chun Zhu, and Jianfeng Gao. Chameleon: Plug-and-play compositional reasoning with large language models. *arXiv preprint arXiv:2304.09842*, 2023.
- [29] Kenneth Marino, Mohammad Rastegari, Ali Farhadi, and Roozbeh Mottaghi. Ok-vqa: A visual question answering benchmark requiring external knowledge. In *Proceedings of the IEEE/cvf conference on computer vision and pattern recognition*, pages 3195–3204, 2019.
- [30] Jack Merullo, Louis Castricato, Carsten Eickhoff, and Ellie Pavlick. Linearly mapping from image to text space. *ICLR*, 2023.
- [31] Grégoire Mialon, Roberto Dessì, Maria Lomeli, Christoforos Nalmpantis, Ram Pasunuru, Roberta Raileanu, Baptiste Rozière, Timo Schick, Jane Dwivedi-Yu, Asli Celikyilmaz, et al. Augmented language models: a survey. *arXiv preprint arXiv:2302.07842*, 2023.
- [32] Niklas Muennighoff, Thomas Wang, Lintang Sutawika, Adam Roberts, Stella Biderman, Teven Le Scao, M Saiful Bari, Sheng Shen, Zheng-Xin Yong, Hailey Schoelkopf, et al. Crosslingual generalization through multitask finetuning. *arXiv preprint arXiv:2211.01786*, 2022.
- [33] OpenAI. Chatgpt. *OpenAI Blog*, 2023.
- [34] OpenAI. Gpt-4 technical report. <https://arxiv.org/abs/2303.08774>, 2023.
- [35] Long Ouyang, Jeffrey Wu, Xu Jiang, Diogo Almeida, Carroll Wainwright, Pamela Mishkin, Chong Zhang, Sandhini Agarwal, Katarina Slama, Alex Ray, et al. Training language models to follow instructions with human feedback. *Advances in Neural Information Processing Systems*, 35:27730–27744, 2022.
- [36] Kishore Papineni, Salim Roukos, Todd Ward, and Wei-Jing Zhu. Bleu: a method for automatic evaluation of machine translation. In *Proceedings of the 40th Annual Meeting of the Association for Computational Linguistics*, pages 311–318, Philadelphia, Pennsylvania, USA, July 2002. Association for Computational Linguistics.
- [37] Yujia Qin, Shengding Hu, Yankai Lin, Weize Chen, Ning Ding, Ganqu Cui, Zheni Zeng, Yufei Huang, Chaojun Xiao, Chi Han, et al. Tool learning with foundation models. *arXiv preprint arXiv:2304.08354*, 2023.
- [38] Alec Radford, Jong Wook Kim, Chris Hallacy, Aditya Ramesh, Gabriel Goh, Sandhini Agarwal, Girish Sastry, Amanda Askell, Pamela Mishkin, Jack Clark, et al. Learning transferable visual models from natural language supervision. In *International conference on machine learning*, pages 8748–8763. PMLR, 2021.

- [39] Timo Schick, Jane Dwivedi-Yu, Roberto Dessì, Roberta Raileanu, Maria Lomeli, Luke Zettlemoyer, Nicola Cancedda, and Thomas Scialom. Toolformer: Language models can teach themselves to use tools. *arXiv preprint arXiv:2302.04761*, 2023.
- [40] Yixuan Su, Tian Lan, Huayang Li, Jialu Xu, Yan Wang, and Deng Cai. Pandagpt: One model to instruction-follow them all. *arXiv preprint arXiv:2305.16355*, 2023.
- [41] Hugo Touvron, Thibaut Lavril, Gautier Izacard, Xavier Martinet, Marie-Anne Lachaux, Timothée Lacroix, Baptiste Rozière, Naman Goyal, Eric Hambro, Faisal Azhar, et al. Llama: Open and efficient foundation language models. *arXiv preprint arXiv:2302.13971*, 2023.
- [42] Ramakrishna Vedantam, C Lawrence Zitnick, and Devi Parikh. Cider: Consensus-based image description evaluation. In *Proceedings of the IEEE conference on computer vision and pattern recognition*, pages 4566–4575, 2015.
- [43] Guangzhi Wang, Yixiao Ge, Xiaohan Ding, Mohan Kankanhalli, and Ying Shan. What makes for good visual tokenizers for large language models? *arXiv preprint arXiv:2305.12223*, 2023.
- [44] Peng Wang, An Yang, Rui Men, Junyang Lin, Shuai Bai, Zhikang Li, Jianxin Ma, Chang Zhou, Jingren Zhou, and Hongxia Yang. Unifying architectures, tasks, and modalities through a simple sequence-to-sequence learning framework. *arXiv preprint arXiv:2202.03052*, 2022.
- [45] Wenhui Wang, Hangbo Bao, Li Dong, Johan Bjorck, Zhiliang Peng, Qiang Liu, Kriti Aggarwal, Owais Khan Mohammed, Saksham Singhal, Subhojit Som, et al. Image as a foreign language: Beit pretraining for all vision and vision-language tasks. *arXiv preprint arXiv:2208.10442*, 2022.
- [46] Yizhong Wang, Yeganeh Kordi, Swaroop Mishra, Alisa Liu, Noah A. Smith, Daniel Khoshdel, and Hannaneh Hajishirzi. Self-instruct: Aligning language model with self generated instructions, 2022.
- [47] Jason Wei, Xuezhi Wang, Dale Schuurmans, Maarten Bosma, Ed Chi, Quoc Le, and Denny Zhou. Chain of thought prompting elicits reasoning in large language models. *arXiv preprint arXiv:2201.11903*, 2022.
- [48] Chenfei Wu, Shengming Yin, Weizhen Qi, Xiaodong Wang, Zecheng Tang, and Nan Duan. Visual chatgpt: Talking, drawing and editing with visual foundation models. *arXiv preprint arXiv:2303.04671*, 2023.
- [49] Qinghao Ye, Haiyang Xu, Guohai Xu, Jiabo Ye, Ming Yan, Yiyang Zhou, Junyang Wang, Anwen Hu, Pengcheng Shi, Yaya Shi, et al. mplug-owl: Modularization empowers large language models with multimodality. *arXiv preprint arXiv:2304.14178*, 2023.
- [50] Rowan Zellers, Yonatan Bisk, Ali Farhadi, and Yejin Choi. From recognition to cognition: Visual commonsense reasoning. In *Proceedings of the IEEE/CVF conference on computer vision and pattern recognition*, pages 6720–6731, 2019.
- [51] Ao Zhang, Hao Fei, Yuan Yao, Wei Ji, Li Li, Zhiyuan Liu, and Tat-Seng Chua. Transfer visual prompt generator across llms. *arXiv preprint arXiv:2305.01278*, 2023.
- [52] Renrui Zhang, Jiaming Han, Aojun Zhou, Xiangfei Hu, Shilin Yan, Pan Lu, Hongsheng Li, Peng Gao, and Yu Qiao. Llama-adapter: Efficient fine-tuning of language models with zero-init attention. *arXiv preprint arXiv:2303.16199*, 2023.
- [53] Susan Zhang, Stephen Roller, Naman Goyal, Mikel Artetxe, Moya Chen, Shuohui Chen, Christopher Dewan, Mona Diab, Xian Li, Xi Victoria Lin, et al. Opt: Open pre-trained transformer language models. *arXiv preprint arXiv:2205.01068*, 2022.
- [54] Deyao Zhu, Jun Chen, Xiaoqian Shen, Xiang Li, and Mohamed Elhoseiny. Minigpt-4: Enhancing vision-language understanding with advanced large language models. *arXiv preprint arXiv:2304.10592*, 2023.
- [55] Wanrong Zhu, An Yan, Yujie Lu, Wenda Xu, Xin Eric Wang, Miguel Eckstein, and William Yang Wang. Visualize before you write: Imagination-guided open-ended text generation. *EACL*, 2022.

## A Visual Question Answering


Images:



Models	Q: What color is the man's cap?	Q: What sport is this?	Q: Does his shoes have stripes or polka dots?	Q: Does the man appear joyful or irritated?
LMEye (LLaMA-7b)	The man's cap is black.	This is a surfing image	Yes, his shoes have stripes.	The man appears to be irritated in the image.
LMEye (LLaMA-13b)	The man's cap is black.	This sport is paragliding.	His shoes have stripes.	The man appears irritated
LMEye (Bloomz-7b)	The man's cap is black.	The sport is surfing.	His shoes have stripes.	The man appears irritated.
BLIP-2 (FlanT5xl)	Blue ✗	Sailing ✗	polka dots ✗	joyful ✗
LLaVA (Vicuna-7b)	The cap is blue. ✗	The image depicts a beach scene where people are enjoying various activities. ✗	The young man's shoes have polka dots on them. ✗	The man appears to be joyful, as he is smiling while holding a pair of scissors. ✗
MiniGPT-4 (Vicuna-7b)	The color of the cap is blue. ✗	This is a picture of a kiteboarder riding the waves in the ocean during sunset.	The image is a man in a red shirt and white shorts holding a tennis racket ✗	The man in the image appears to be holding scissors and has a smile on his face, so he appears to be happy ✗

Figure 3: Illustration of VQA cases generated by several models.

## B Multi-turn Dialogue for One Image



Question: What does the logo feature?

The logo features a heart, which is a common symbol of love and affection.

Question: How would you describe the design of the logo?


The design of the logo is simple and clean, featuring a white background with a red heart and a black and white image of a woman holding a baby.

Question: What type of company is the logo best suited for?

The logo is best suited for a company that focuses on health and wellness, such as a gym, fitness center, or a health clinic. The logo features a woman's image, which can be associated with health and wellness, as well as the concept of beauty and fitness. The image of the woman can also be used to promote a sense of empowerment and confidence, which are important aspects of a healthy lifestyle.

Figure 4: A multi-turn question answering case generated by LMEye (LLaMA-7b).

## C In-detail Image Description



Question: What does the image depict?



The image depicts a beautiful sunset scene with a mountain in the background. The sun is setting behind the mountain, creating a stunning view.



Question: How does the tree and birds in the background add to the image?



The tree and birds in the background add to the image by providing a sense of nature and a connection to the outdoors. The tree provides a sense of stability and a natural setting, while the birds add a sense of life and movement to the scene. The combination of these elements creates a peaceful and serene atmosphere, which enhances the overall aesthetic of the image.

Figure 5: Another multi-turn question answering case generated by LMEye (LLaMA-7b).



Question: What is the man wearing in the image?



The man is wearing a suit and tie.



Question: What is the color scheme of the image?



The color scheme of the image is black and white.



Question: What is the man's expression in the image?



The man's expression in the image is serious.



Question: What could the image be used for?



The image can be used for a variety of purposes, such as advertising, marketing, or promotional materials. It can also be used for educational or informational purposes, such as in a textbook or presentation.



Question: Is the man wearing gloves in the image?



Yes, the man is wearing gloves in the image.

Figure 6: A multi-turn question answering case generated by LMEye (LLaMA-13b).



BLIP-2: a lake surrounded by mountains and flowers

LLaVA (Vicuna-7b): The image features a serene lake surrounded by mountains and hills, with a large island in the middle of the lake. The lake is calm and blue, reflecting the beautiful landscape. **There are several small boats scattered across the lake, some near the shore and others further away.** In the background, there are mountains of various sizes, adding to the picturesque scenery. The scene is a perfect representation of a peaceful, natural environment that one can find in the mountains.

LMEye (LLaMA-7b):The image captures a beautiful scene of a lush green forest with tall trees and a river flowing through the area. The river runs through the forest, creating a peaceful and tranquil atmosphere. There are several trees in the scene, some of which are positioned closer to the river, while others are further away from the water. The tall trees create a dense canopy, providing shade and enhancing the natural beauty of the area. In addition to the trees and the river, there are a few rocks scattered throughout the forest. These rocks add to the natural beauty of the scene, creating a picturesque landscape. The overall atmosphere of the scene evokes a sense of serenity and tranquility, making it a perfect place to relax and unwind.

LMEye (LLaMA-13b): The image shows a breathtaking view of a mountainous landscape with a river flowing through it. The landscape is filled with greenery, creating a lush and vibrant scene. The river appears to be winding its way through the mountains, adding to the scenic beauty of the area. The image captures the tranquility and serenity of the natural environment, inviting the viewer to take a moment to admire the stunning view.

LMEye (Bloomz-7b1): The image depicts a beautiful, serene scene with a large body of water, surrounded by lush green foliage. The water is surrounded by mountains, creating a dramatic backdrop for the scene. There is a small island in the middle of the body of water, giving it a sense of seclusion and isolation. **In the middle of the body of water, there is a small boat with two people on board. They seem to be enjoying a peaceful day on the water, gazing at the beautiful scenery. The boat is positioned in the middle of the body of water, creating a sense of balance and harmony in the scene.** (Hallucination)

Figure 7: An in-detail description case generated by several MLLMs.



BLIP-2: an empty room with a fan in it

LLaVA (Vicuna-7b): The image features a large, dark room with a doorway that has a white frame. The doorway is open, leading to a hallway that appears to be empty. Inside the room, there is a brown, rusted metal cabinet that stands out in the space. **In addition to the cabinet, there are several books scattered throughout the room, adding to the overall cluttered appearance. The books can be seen on the floor, as well as on various surfaces within the room. The room seems to be in a state of disarray, with the open doorway leading to the equally mysterious hallway beyond.**(Hallucination)

LMEye (LLaMA-13b): The image depicts a room with a white wall and a door on the left side. The room appears to be empty, with no furniture or people present. The door appears to be closed, suggesting that the room is not currently in use.

LMEye (LLaMA-7b):The image depicts a room with a large wooden desk placed in the center of the space. The desk is covered with various items, including a clock, a book, a pencil, and a calculator. **There is also a vase placed on the desk, adding a touch of elegance to the room. In addition to the desk, there are two chairs placed in the room, one on each side of the desk. The room appears to be a classroom or an office, as there are several books placed on the desk and around the room.**(Hallucination)

LMEye (Bloomz-7b1): The image depicts a small room filled with various pieces of furniture, including a table, a chair, and a bed. The furniture appears to be in good condition, with the table, chair, and bed all in good condition. **The room is filled with a variety of items, including a bookshelf, a lamp, and a mirror. The bookshelf is placed in the corner of the room, while the lamp and mirror are positioned in the middle of the room. There is also a small painting on the wall of the room, which adds a touch of color to the scene. Overall, the room appears to be in good condition and ready for use.**(Hallucination)

Figure 8: Another case of generated in-detail description.