

# DisenBooth: Identity-Preserving Disentangled Tuning for Subject-Driven Text-to-Image Generation

Hong Chen, Yipeng Zhang, Xin Wang\*, Xuguang Duan, Yuwei Zhou, Wenwu Zhu\*  
Tsinghua University

{h-chen20, zhang-yp22, dxg18, zhou-yw21}@mails.tsinghua.edu.cn  
{xin.wang, wwzhu}@tsinghua.edu.cn

## Abstract

Subject-driven text-to-image generation aims to generate customized images of the given subject based on the text descriptions, which has drawn increasing attention recently. Existing methods mainly resort to finetuning a pre-trained generative model, where the identity-relevant information and the identity-irrelevant information are entangled in the latent embedding space. However, the highly entangled latent embedding may lead to the failure of subject-driven text-to-image generation as follows: (i) the identity-irrelevant information hidden in the entangled embedding may dominate the generation process, resulting in the generated images heavily dependent on the irrelevant information while ignoring the given text descriptions; (ii) the identity-relevant information carried in the entangled embedding can not be appropriately preserved, resulting in identity change of the subject in the generated images. To tackle the problems, we propose DisenBooth, an identity-preserving disentangled tuning framework for subject-driven text-to-image generation in this paper. Specifically, DisenBooth finetunes the pretrained diffusion model in the denoising process. Different from previous works that utilize an entangled embedding to denoise each image, DisenBooth instead utilizes disentangled embeddings to respectively preserve the subject identity and capture the identity-irrelevant information. We further design the novel weak denoising and contrastive embedding auxiliary tuning objectives to achieve the disentanglement. Extensive experiments show that our proposed DisenBooth framework outperforms baseline models for subject-driven text-to-image generation with the identity-preserved embedding. Additionally, by combining the identity-preserved embedding and identity-irrelevant embedding, DisenBooth demonstrates more generation flexibility and controllability<sup>1</sup>.

## 1. Introduction

Training on billions of text-image pairs, large-scale text-to-image models [23, 25, 28] have recently achieved unprecedented success in generating photo-realistic images that conform to the given text descriptions. Thanks to their remarkable generation ability, a more customized generation topic, subject-driven text-to-image generation, has attracted an increasing number of attention in the community [6, 8, 14, 16, 27, 29, 31]. Given a small set of images of a subject, e.g., *3 to 5 images of your favorite toy*, subject-driven text-to-image generation aims to generate new images of the same subject according to the text prompts, e.g., *an image of your favorite toy with green hair on the moon*. The challenge of subject-driven text-to-image generation lies in the requirement that in addition to aligning well with the text prompts, the generated images are expected to preserve the subject identity [29] as well.

Existing subject-driven text-to-image generation methods [7, 8, 16, 27] mainly rely on finetuning strategy. These methods finetune the pretrained text-to-image diffusion models [25, 28] on the small set of images, and map these images containing the subject to a special text embedding. Then, the special text can be used together with other text descriptions to generate new images of the subject. However, since the text embedding is designed to align with the small set of images, information regarding the subject will be inevitably entangled with information irrelevant to the subject identity, such as the background or the pose of the subject. This entanglement tends to impair the image generation in two ways: (i) the identity-irrelevant information hidden in the entangled embedding may dominate the generation process, resulting in the generated images heavily dependent on the irrelevant information while ignoring the given text descriptions, e.g., DreamBooth [27] ignores the “*in the snow*” text prompts, and overfits to the input image background as shown in row 2 column 4 of Figure 1. (ii) the identity-relevant information carried in the entangled embedding can not be appropriately preserved, result-

\*Corresponding Authors.

<sup>1</sup>Our project page is at <https://disenbooth.github.io/>



Figure 1. Comparisons between different existing methods and our proposed DisenBooth for subject-driven text-to-image generation. “a S\* dog” is a special token that represents the subject identity. The non-finetuning method ELITE and the image editing method InstructPix2Pix struggle in preserving the subject identity. The existing finetuning method DreamBooth suffers from overfitting on the input image background (row 2 column 4) and subject identity changes (row 3 column 4).

ing in identity change of the subject in the generated images, e.g., DreamBooth generates a backpack with a different color from the input image in row 3 column 4 of Figure 1. Other works [6, 9, 19, 29, 31] focus on reducing the computational burden, and investigate the problem of subject-driven text-to-image generation without finetuning. They rely on additional datasets that contain many subjects for training additional modules to customize the new subject. Once the additional modules are trained, they can be used for subject-driven text-to-image generation without further finetuning. However, these methods still suffer from poor generation ability without considering the disentanglement, e.g., ELITE [31] fails to maintain the subject identity in row 2 column 2 and ignores the action “running” from the text prompt in row 1 column 2 of Figure 1.

To tackle the entanglement problem in subject-driven text-to-image generation, in this paper, we propose DisenBooth, an identity-preserving disentangled tuning framework based on pretrained diffusion models. Specifically, DisenBooth conducts the disentangled tuning during the diffusion denoising process. As shown in Figure 2, different from previous works that only rely on an entangled text embedding as the condition to denoise, DisenBooth simultaneously utilizes a textual identity-preserved embedding and a visual identity-irrelevant embedding as the condition to denoise for each image containing the subject. To guarantee that the textual embedding and the visual embedding can respectively capture the identity-relevant and identity-irrelevant information, we propose two auxil-

iary disentangled objectives, i.e., the weak denoising objective and the contrastive embedding objective. To further enhance the tuning efficiency, parameter-efficient tuning strategies are adopted. During the inference stage, only the identity-preserved embedding is utilized for subject-driven text-to-image generation. Additionally, through combining the two disentangled embeddings together, we are able to achieve more flexible and controllable image generation. Extensive experiments show that DisenBooth can simultaneously capture the identity-relevant and the identity-irrelevant information, and demonstrates superior generation ability over state-of-the-art methods in subject-driven text-to-image generation.

To summarize, our contributions are listed as follows,

- To the best of our knowledge, we are the first to investigate the disentangled finetuning for subject-driven text-to-image generation.
- We propose DisenBooth, an identity-preserving disentangled tuning framework for subject-driven text-to-image generation, which is able to learn a textual identity-preserved embedding and a visual identity-irrelevant embedding for each image containing the subject, through two novel disentangled auxiliary objectives.
- Extensive experiments show that DisenBooth has superior generation ability in subject-driven text-to-image generation over existing baseline models, and brings more generation flexibility and controllability.

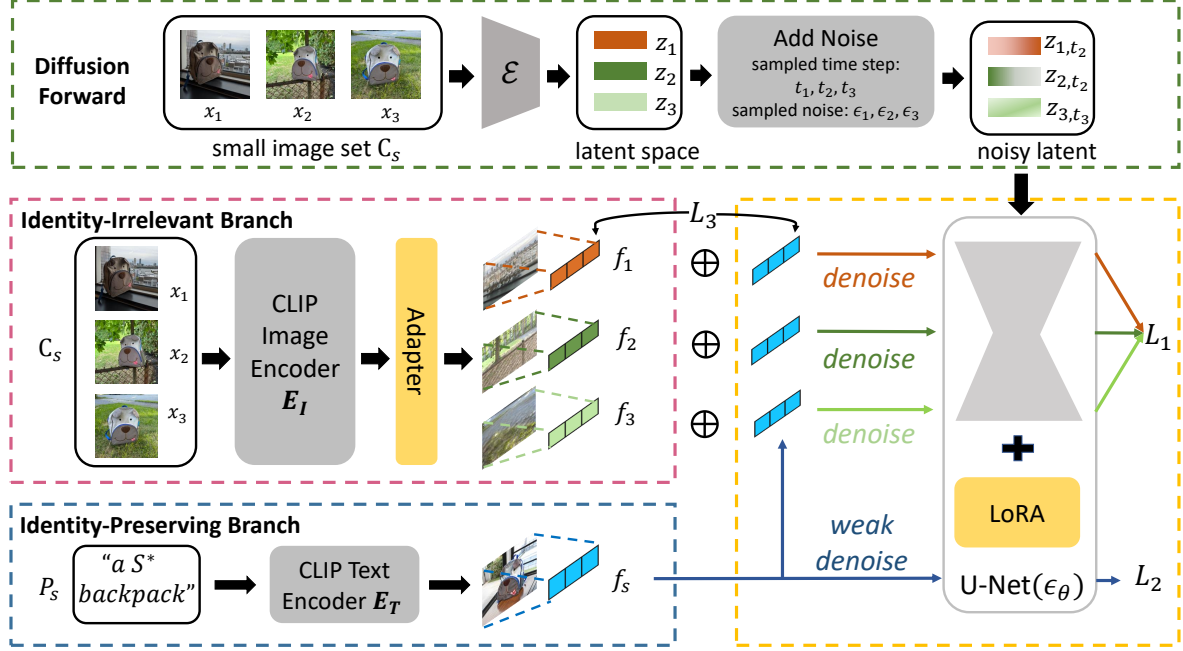


Figure 2. DisenBooth conducts finetuning in the denoising process, where each input image is denoised with the textual embedding  $f_s$  shared by all the images to preserve the subject identity, and visual embedding  $f_i$  to capture the identity-irrelevant information. To make the two embeddings disentangled, the weak denoising objective  $L_2$  and the contrastive embedding objective  $L_3$  are proposed. Fine-tuned parameters include the adapter and the LoRA parameters.

## 2. Related Work

**Text-to-Image Generation** Training on large-scale datasets, the text-to-image generation models [5, 15, 21, 23, 24, 28, 32, 33] have achieved great success recently. Among these models, diffusion-based models like Stable Diffusion [25], DALL-E-2 [23] and Imagen [28] have attracted a lot of attention due to their outstanding controllability in generating photo-realistic images according to the text descriptions. Despite their superior ability, they still struggle with the more personalized generation, where we want to generate images about some specific or user-defined concepts, whose identities are hard to be precisely described with text descriptions. This leads to the emergence of the recently popular topic, subject-driven text-to-image generation [8, 27].

**Text-Guided Image Editing** Text-guided image editing [2, 3, 11, 15, 17, 20] aims to edit an input image according to the given textual descriptions. SDEdit [20] and Blended-Diffusion [1] blend the noisy input to the generated image in the diffusion denoising process. Prompt2Prompt [11] combines the attention map of the input image and that of the text prompt to generate the edited image. Imagic [14] utilizes a 3-step optimization-based strategy to achieve more detailed visual edits. A more recent SOTA method Instruct-Pix2Pix [3] utilized GPT-3 [4], Stable Diffusion [25] and Prompt2Prompt [11] to generate a dataset with (*original image*, *text prompt*, *edited image*) triplets, and then train a

new diffusion model which can directly conduct text-guided image editing. Despite their effectiveness, they are generally not suitable for subject-driven text-to-image generation [6], which needs to perform more complex transformations to the images, e.g., rotating the view, changing the pose, etc. Also, since these methods are not customized for the subject, their ability to preserve the subject identity is not guaranteed. Some examples of InstructPix2Pix for subject-driven text-to-image generation are presented in Figure 1, the pose of the dog is not changed to “*running*” in row 1 column 3, and the subject identity is changed in row 2 and row 3 of column 3.

**Subject-Driven Text-to-Image Generation** Given a small set of images of the subject, subject-driven text-to-image generation [8, 10, 16, 27] aims to generate new images according to the text descriptions while keeping the subject identity unchanged. DreamBooth [27] and TI [8] are two popular subject-driven text-to-image generation methods based on finetuning. They will both map the images of the subject into a special prompt token  $S^*$  during the finetuning process. The difference between them is that TI finetunes the prompt embedding and DreamBooth finetunes the U-Net model. Several concurrent works [6, 29, 31] propose to conduct subject-driven text-to-image generation without finetuning, which largely reduces the computational cost. They generally rely on additional modules trained on additional new datasets, like the visual encoder in [29, 31] and

the experts in [6] to directly map the image of the new subject to the textual space. However, all the existing methods learn the subject embedding in an entangled manner, which will easily cause the generated image to have a changed subject identity or to be inconsistent with the text prompt.

### 3. Preliminaries

In this section, we will introduce the preliminaries about Stable Diffusion and subject-driven text-to-image generation, and also some notations we will use in this paper.

**Stable Diffusion Models.** The Stable Diffusion model is a large text-to-image model pretrained on large-scale text-image pairs  $\{(P, x)\}$ , where  $P$  is the text prompt of the image  $x$ . Stable Diffusion contains an autoencoder ( $\mathcal{E}(\cdot)$ ,  $\mathcal{D}(\cdot)$ ), a CLIP [22] text encoder  $E_T(\cdot)$ , and a U-Net [26] based conditional diffusion model  $\epsilon_\theta(\cdot)$ . Specifically, the encoder  $\mathcal{E}(\cdot)$  is used to transform the input image  $x$  into the latent space  $z = \mathcal{E}(x)$ , and the decoder  $\mathcal{D}(\cdot)$  is used to reconstruct the input image from the latent  $z$ ,  $x \approx \mathcal{D}(z)$ . The diffusion denoising process of Stable Diffusion is conducted in the latent space. With a randomly sampled noise  $\epsilon \sim \mathcal{N}(0, I)$  and the time step  $t$ , we can get a noisy latent code  $z_t = \alpha_t z + \sigma_t \epsilon$ , where  $\alpha_t$  and  $\sigma_t$  are the coefficients that control the noise schedule. Then the conditional diffusion model  $\epsilon_\theta$  will be trained with the following objective for denoising [12, 30]:

$$\min \mathbb{E}_{P, z, \epsilon, t} [\|\epsilon - \epsilon_\theta(z_t, t, E_T(P))\|_2^2]. \quad (1)$$

The goal of the conditional model  $\epsilon_\theta(\cdot)$  in Eq.(1) is to predict the noise by taking the noisy latent  $z_t$ , the text conditional embedding obtained by  $E_T(P)$ , and the time step  $t$  as input.

**Finetuning for Subject-Driven Text-to-Image Generation.** Denote the small set of images of the specific subject  $s$  as  $\mathbb{C}_s = \{x_i\}_{i=1}^K$ , where  $x_i$  means the  $i^{th}$  image and  $K$  is the image number, usually 3 to 5. Previous works [8, 16, 27] will bind a special text token  $P_s$ , e.g., “a  $S^*$  backpack” in Figure 1, to the subject  $s$ , with the following finetuning objective:

$$\min \mathbb{E}_{z=\mathcal{E}(x), x \sim \mathbb{C}_s, \epsilon, t} [\|\epsilon - \epsilon_\theta(z_t, t, E_T(P_s))\|_2^2]. \quad (2)$$

Different methods use the objective in Eq. (2) to finetune different parameters, e.g., DreamBooth [27] will finetune the U-Net model  $\epsilon_\theta(\cdot)$ , while TI [8] finetunes the embedding of  $P_s$  in the CLIP text encoder  $E_T(\cdot)$ . DreamBooth finetunes more parameters than TI and achieves better subject-driven text-to-image generation ability. However, these methods bind  $P_s$  to several images  $\{x_i\}$ , making the textual embedding  $E_T(P_s)$  inevitably entangled with information irrelevant to the subject identity, which will impair the generation results.

To tackle the problem, in this paper, we propose DisenBooth, an identity-preserving disentangled tuning framework for subject-driven text-to-image generation, whose framework is presented in Figure 2. DisenBooth utilizes the textual embedding  $E_T(P_s)$  and a visual embedding to denoise each image. Then, with our proposed two disentangled objectives, the text embedding  $E_T(P_s)$  can preserve the identity-relevant information and the visual embedding can capture the identity-irrelevant information. During generation, by combining  $P_s$  with other text descriptions, DisenBooth can generate images that conform to the text while preserving the identity. DisenBooth can also generate images that preserve some characteristics of the input images by combining the textual identity-preserved embedding and the visual identity-irrelevant embedding, which provides a more flexible and controllable generation. Next, we will describe how DisenBooth obtains the disentangled embeddings, how DisenBooth finetunes the model with the designed disentangled auxiliary objectives, and then how it conducts subject-driven text-to-image generation with the finetuned model.

## 4. The Proposed Method: DisenBooth

### 4.1. The Disentangled Embeddings

DisenBooth will use a textual embedding to preserve the identity-relevant information and a visual embedding to capture the identity-irrelevant information. Then, a better subject-driven text-to-image generation can be conducted with the textual identity-preserved embedding.

**The Identity-Preserved Embedding.** We obtain the identity-preserved embedding  $f_s$  shared by  $\{x_i\}$  through the Identity-Preserving Branch as shown in Figure 2, where we want to map the identity of subject  $s$  to a special text token  $P_s$ . Then the textual identity-preserved embedding can be obtained through the CLIP text encoder,

$$f_s = E_T(P_s). \quad (3)$$

**The Identity-Irrelevant Embedding.** To extract the identity-irrelevant embedding of each image  $x_i$ , we design an Identity-Irrelevant Branch in Figure 2, where the pretrained CLIP image encoder  $E_I$  is adopted. However, since we only need the identity-irrelevant information in this embedding, we add an adapter followed by the CLIP image encoder to filter out the identity-relevant information. Specifically, first, for each image  $x_i$ , we extract its pretrained feature  $f_i^{(p)}$  through  $E_I$ ,  $f_i^{(p)} = E_I(x_i)$ . Then the adapter extracts the visual identity-irrelevant information as follows,

$$f_i = M * f_i^{(p)} + \text{MLP}(M * f_i^{(p)}), i = 1, 2, \dots, K, \quad (4)$$

where  $M$  is a learnable vector with the same dimension of  $f_i^{(p)}$ , and its element values are between (0, 1) to se-



lect the identity-irrelevant feature. MLP is the Multi-Layer-Perceptron, and the skip connection with MLP is used to transform the identity-irrelevant feature to the same space with  $f_s$ .

## 4.2. Tuning with Disentangled Objectives

With the above extracted identity-preserved and identity-irrelevant embeddings, we can conduct the finetuning with a similar denoising objective in Eq. (2) on the  $K$  images in  $\mathbb{C}_s$ ,

$$\mathcal{L}_1 = \sum_{i=1}^K \|\epsilon_i - \epsilon_\theta(z_{i,t_i}, t_i, f_i + f_s)\|_2^2. \quad (5)$$

As shown in Figure 2,  $\epsilon_i$  is the randomly sampled noise for the  $i^{th}$  image,  $t_i$  is the randomly sampled time step for the  $i^{th}$  image, and  $z_{i,t_i}$  is the noisy latent of image  $x_i$  obtained by  $z_{i,t_i} = \alpha_{t_i} \mathcal{E}(x_i) + \sigma_{t_i} \epsilon_i$  as mentioned in Sec. 3. This objective means that we will use the sum of the identity-preserved embedding and the identity-irrelevant embedding as the condition to denoise each image. Since each image has an image-specific identity-irrelevant embedding,  $f_s$  does not have to restore the identity-irrelevant information. Additionally, considering that  $f_s$  is shared when denoising all the images, it will tend to capture the common information of the images, i.e., the subject identity. However, only utilizing Eq. (5) to denoise may cause a trivial solution, where the visual embedding  $f_i$  captures all the information of image  $x_i$ , including the identity-relevant information and the identity-irrelevant information, while the shared embedding  $f_s$  becomes a meaningless conditional vector. To avoid this trivial solution, we introduce the following two auxiliary disentangled objectives.

**Weak Denoising Objective.** Since we expect that  $f_s$  can capture the identity-relevant information instead of becoming a meaningless vector,  $f_s$  should have the ability of denoising the common part of the images. Therefore, we add the following objective:

$$\mathcal{L}_2 = \lambda_2 \sum_{i=1}^K \|\epsilon_i - \epsilon_\theta(z_{i,t_i}, t_i, f_s)\|_2^2. \quad (6)$$

In this objective, we expect that only with the identity-preserved embedding, the model can also denoise each image. Note that we add a hyper-parameter  $\lambda_2 < 1$  for this denoising objective, because we do not need  $f_s$  to precisely denoise each image, or  $f_s$  will again contain the identity-irrelevant information. Combining this objective and the objective in Eq. (5) together, we can regard the process in Eq. (5) as a precise denoising process, and regard the process in Eq. (6) as a weak denoising process. The precise denoising process with  $f_s + f_i$  as the condition should denoise both the subject identity and some irrelevant information such as the background, while the weak denoising process with  $f_s$  as the condition only needs to denoise the sub-

ject identity, so it requires a smaller regularization weight  $\lambda_2 < 1$ . We use  $\lambda_2 = 0.01$  for all our experiments and find it work well.

**Contrastive Embedding Objective.** Since we expect  $f_s$  and  $f_i$  to capture disentangled information of the image  $x_i$ , the embeddings  $f_s$  and  $f_i$  should be contrastive and their similarities are expected to be low. Therefore, we add the contrastive embedding objective as follows,

$$\mathcal{L}_3 = \lambda_3 \sum_{i=1}^K \cos(f_s, f_i). \quad (7)$$

Minimizing the cosine similarity between  $f_s$  and  $f_i$  will make them less similar to each other, thus easier to capture the disentangled identity-relevant and identity-irrelevant information of  $x_i$ .  $\lambda_3$  is a hyper-parameter which is set to 0.001 for all our experiments. Therefore, the disentangled tuning objective of DisenBooth is the sum of the above three parts:

$$\mathcal{L} = \mathcal{L}_1 + \mathcal{L}_2 + \mathcal{L}_3. \quad (8)$$

**Parameters to Finetune.** In previous works, DreamBooth [27] finetunes the whole U-Net model and achieves better subject-driven text-to-image generation performance. However, DreamBooth requires higher computational and memory cost during finetuning. To reduce the cost while still maintaining the generation ability, we borrow the idea of LoRA [13] to conduct parameter-efficient finetuning. Specifically, for each pretrained weight matrix  $W_0 \in \mathbb{R}^{d \times k}$  in the U-Net  $\epsilon_\theta(\cdot)$ , LoRA inserts a low-rank decomposition to it,  $W_0 \leftarrow W_0 + BA$ , where  $B \in \mathbb{R}^{d \times r}$ ,  $A \in \mathbb{R}^{r \times k}$ ,  $r \ll \min(d, k)$ .  $A$  is initialized as Gaussian and  $B$  is initialized as 0, and during finetuning, only  $B$  and  $A$  are learnable, while  $W_0$  is fixed. Therefore, the parameters to finetune are largely reduced from  $d \times k$  to  $(d + k) \times r$ . With the LoRA technique, all the parameters for DisenBooth contain the parameters in the previous adapter and the LoRA parameters in the U-Net, as shown in the yellow block in Figure 2.

## 4.3. More Flexible and Controllable Generation

After the above finetuning process, DisenBooth binds the identity of the subject  $s$  to the text prompt  $P_s$ , e.g., “a  $S^*$  backpack”. When generating new images of subject  $s$ , we can combine other text descriptions with  $P_s$  to obtain the new text prompt  $P'_s$ , e.g., “a  $S^*$  backpack on the beach”. Then, the CLIP text encoder will transform it to its text embedding  $f'_s = E_T(P'_s)$ . With  $f'_s$  as the condition, the U-Net model can denoise a randomly sampled Gaussian noise to an image that conforms to  $P'_s$  while preserving the identity of  $s$ . Moreover, if we want the generated image to inherit some characteristics of one of the input images  $x_i$ , e.g., the pose, we can obtain its visual identity-irrelevant embedding  $f_i$  through the image encoder and the finetuned adapter, and then, use  $f'_s + \eta f_i$  as the condition of the U-Net model.



Figure 3. Generated images of the *can* given different text prompts with different methods.

Finally, the generated image will inherit the characteristic of the reference image  $x_i$ , and  $\eta$  is a hyper-parameter that can be defined by the user to decide how many characteristics can be inherited. DisenBooth not only enables the user to control the generated image by the text, but also by the preferred reference images in the small set, which is more flexible and controllable.

## 5. Experiments

### 5.1. Experimental Settings

**Dataset.** We adopt the subject-driven text-to-image generation dataset DreamBench proposed by [27], which are downloaded from Unsplash<sup>2</sup>. This dataset contains 30 subjects, including unique objects like backpacks, stuffed animals, cats, etc. For each subject, there are 25 text prompts, which contain recontextualization, property modification, accessorization, etc. Totally, there are 750 unique prompts, and we follow [27] to generate 4 images for each prompt, and totally 3,000 images for robust evaluation.

**Evaluation Metrics.** The subject-driven text-to-image generation evaluates the generated images in two aspects: (i) The first aspect is whether the generated image has the same subject as the input images. To evaluate the model performance in this aspect, we adopt the DINO score proposed by [27], which is the average pairwise cosine similarity between the ViT-S/16 DINO embeddings of the generated images and the input real images. A higher DINO score means

that the generated images have higher similarity to the input images, but may risk overfitting the input images. (ii) The second aspect is the text prompt fidelity, i.e., whether the generated images conform to the text prompts. This aspect can be evaluated by the average cosine similarity between the text prompt and image CLIP embeddings. This metric is denoted as CLIP-T [8, 27]. Besides these two metrics, we also use human evaluation to compare our proposed method and baselines. We ask 30 users to rank the images generated by different methods, with randomly sampled 30 unique prompts for each user, obtaining a total of 900 ranks. We use the average of the 900 ranks to evaluate these methods.

**Baselines.** We compare our proposed method with the following baselines. TI [8] and DreamBooth [27] are fine-tuning methods for subject-driven text-to-image generation. InstructPix2Pix [3] is a SOTA pretrained method for text-guided text-to-image editing. We also include the pretrained Stable Diffusion (SD) [25] without finetuning as a reference model. The DINO metric of pretrained SD can be regarded as a lower bound, since it does not have prior knowledge about the subject identity. The CLIP-T metric of the pretrained SD can be regarded as the upper bound, since it will not overfit the small set of images, thus always expected to generate images that conform to the text.

**Implementation Details.** We implement DisenBooth based on the pretrained Stable Diffusion 2-1 [25]. The learning rate is  $1e-4$  with the AdamW [18] optimizer. The finetuning process is conducted on one Tesla V100 with

<sup>2</sup><https://unsplash.com/>.

Table 1. DINO, CLIP-T, and the average rank of different methods on DreamBench. Except the referenced model pretrained SD, we bold the method with the best performance w.r.t. each metric.

	pretrained SD	InstructPix2Pix	TI	DreamBooth	DisenBooth
<b>DINO Score</b>	0.362	0.605	0.546	<b>0.685</b>	0.675
<b>CLIP-T Score</b>	0.352	0.303	0.318	0.319	<b>0.330</b>
<b>User Avg. Rank</b>	-	2.893	3.072	2.445	<b>1.589</b>

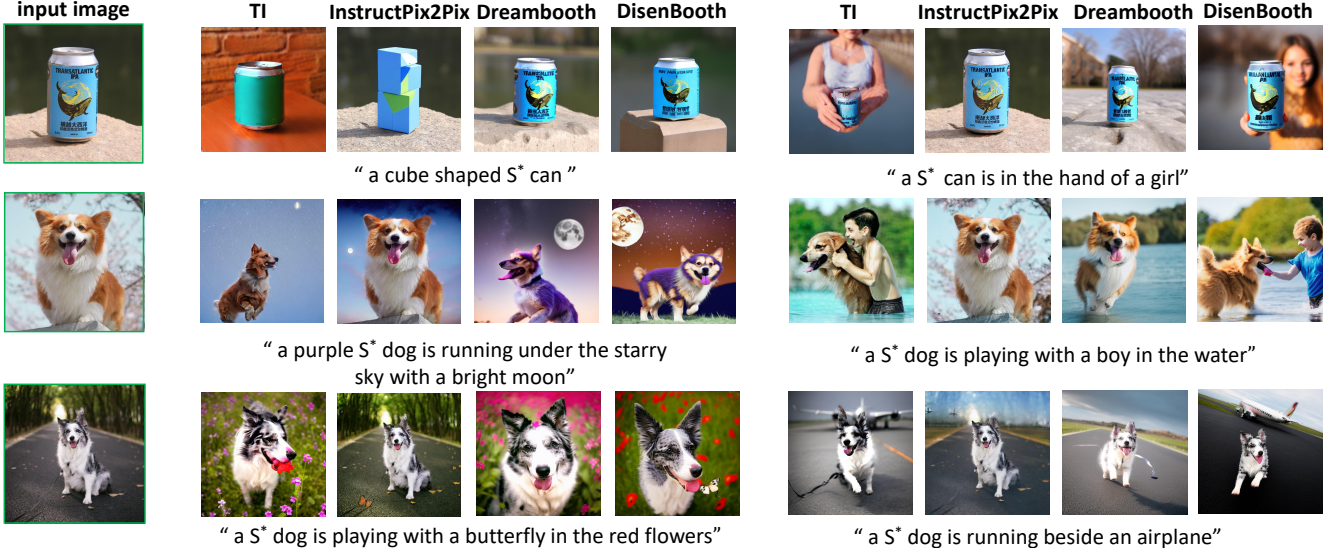


Figure 4. Generated examples of different subjects.

batch size of 1, while the finetuning iterations are  $\sim 3,000$ . As for the LoRA rank, we use  $r = 4$  for all the experiments. The MLP used in the adapter is 2-layer with ReLU as the activation function. The LoRA and adapter make the parameters to finetune about  $2.9M$ , which is small compared to the whole  $865.9M$  U-Net parameters. Additionally, the special token  $P_s$  we use to obtain the identity-preserved embedding is the same as that of [27], i.e., " $a + S^* + class$ ", where  $S^*$  is a rare token and  $class$  is the class of the subject. When comparing with the baselines, we only use the textual embedding  $f'_s$  mentioned in Sec. 4.3 as the condition.

## 5.2. Comparison with Baselines

The scores of different methods are shown in Table 1, and some visualized generated result are shown in Figure 3 and Figure 4. More generated results can be found in Appendix and the project page. From these results, we have the following observations: (i) as the reference model, the pretrained SD has the lowest DINO score and the highest CLIP-T score as expected. The pretrained SD is not customized for the subject, thus having the lowest image similarity, but it has the highest CLIP-T score because it does not overfit the input images. (ii) The image editing method InstructPix2Pix is not very suitable for the subject-driven

text-to-image generation, which has the lowest CLIP-T, i.e., the lowest text prompt fidelity, because it cannot support the complex subject transformations. (iii) TI has a weaker ability to maintain the subject identity and a lower prompt fidelity than DreamBooth and DisenBooth. (iv) DreamBooth has the highest DINO score, which means that the generated images are very similar to the input images. However, as observed in the generated images, this too high DINO score results from overfitting the input images, e.g., in Figure 3, the generated images by DreamBooth have a similar background to the last input image, making the prompts like "on the beach" and "on top of pink fabric" ignored. (v) In contrast, our DisenBooth achieves the highest CLIP-T score except the reference model, and generates images that conform to the text prompts while preserving the subject identity. Considering the images generated by our DisenBooth have very different backgrounds from the input images, it has a little lower DINO score than DreamBooth. More importantly, the average rank collected from the users demonstrates that the pictures generated by our method are preferred. Considering the overall generation results in Table 1, Figure 3, Figure 4 and the appendix, DisenBooth shows the best subject-driven text-to-image generation ability.






Figure 5. Examples of using  $P_s$  to generate images with the same subject.




Figure 6. Examples of using  $f_i$  to generate images irrelevant to the subject identity.

### 5.3. Ablation Study

**Disentanglement:  $f_s$  and Identity-Relevant Information.** The textual embedding  $f_s$  obtained through the special text prompt  $P_s$  aims to preserve the subject identity. We verify the relationship between  $f_s$  and the identity in Figure 5, where we only use  $P_s$  as the prompt to generate images. The results show that the shared textual embedding can faithfully capture the identity of the given subject.

**Disentanglement:  $f_i$  and Identity-Irrelevant Information.** The visual embedding  $f_i$  aims to capture the identity-irrelevant information of image  $x_i$ . We verify this relationship by directly using  $f_i$  as the condition to generate new images. The results are shown in Figure 6. In each image pair, the left one is the input image  $x_i$  and the right one is the image generated with its visual embedding  $f_i$ . We can see that as expected,  $f_i$  indeed captures the identity-irrelevant information such as background and pose. For example, in the first row of the input *backpack* images, the  $f_i$  generates similar background with  $x_i$  while not containing any *backpack*. In the second and third rows,  $f_i$  contains not only the background information, but also the pose information of the two dogs. Similarly, identity information about the two dogs is not included. The results show that  $f_i$  in our DisenBooth faithfully captures the identity-irrelevant information of each image  $x_i$ .

The disentanglement explains why our DisenBooth outperforms current methods. The shared textual embedding only contains the information about the subject identity, making generating new background, pose or property easier and resulting in better generation results.

**More Flexible and Controllable Generation with  $f_i$ .** In Figure 3 and 4, we only combine the identity-relevant information  $P_s$  with other text prompts to obtain  $f'_s$  as the condition. As aforementioned, if we want to inherit some characteristics of the input image  $x_i$ , we can add the vi-




Figure 7. Generating images with different reference images with different  $\eta$ .

sual embedding  $f_i$  to  $f'_s$  with a user-defined weight  $\eta$ , i.e., the condition is  $f'_s + \eta f_i$ . In Figure 7, with the same text prompt “a  $S^*$  dog on the Great Wall” to obtain  $f'_s$ , we select two different images of the *dog* to obtain  $f_i$ , and the weight  $\eta$  is changed linearly from 0.0 to 0.8. The results show that with larger  $\eta$ , the generated image will be more similar to the reference image. With a relatively small  $\eta$ , the generated image can simultaneously conform to the text and inherit some reference image characteristics, which gives a more flexible and controllable generation. However, as  $\eta$  becomes large, the text prompt will be ignored and the generated image will be the same as the reference image. This phenomenon means the identity-irrelevant part will impair the subject-driven text-to-image generation, which inspires us to disentangle the tuning process. We provide more generation results and the effectiveness validation of the designed components in the appendix and the project page.

## 6. Limitations

The limitations of DisenBooth lie in the following two aspects. The first one is that since our DisenBooth is a fine-tuning method on pretrained Stable Diffusion, it inherits the limitations of the pretrained Stable Diffusion. The second limitation is that since our proposed method does not re-



quire any additional supervision, it can only disentangle the subject identity and identity-irrelevant information. How to conduct more fine-grained disentanglement in the identity-irrelevant information, e.g., the pose, the background and the image style, to achieve a more flexible and controllable generation is worth exploring in the future.

## 7. Conclusion

In this paper, we propose DisenBooth for subject-driven text-to-image generation. Different from existing methods which learn an entangled embedding for the subject, DisenBooth will use an identity-preserved embedding and several identity-irrelevant embeddings for all the images in the finetuning process. During generation, with the identity-preserved embedding, DisenBooth can generate images that simultaneously preserve the subject identity and conform to the text descriptions. Additionally, DisenBooth shows superior subject-driven text-to-image generation ability and can serve as a more flexible and controllable framework.

## References

- [1] Omri Avrahami, Dani Lischinski, and Ohad Fried. Blended diffusion for text-driven editing of natural images. In *Proceedings of the IEEE/CVF Conference on Computer Vision and Pattern Recognition*, pages 18208–18218, 2022. 3
- [2] Omer Bar-Tal, Dolev Ofri-Amar, Rafail Fridman, Yoni Kasten, and Tali Dekel. Text2live: Text-driven layered image and video editing. In *Computer Vision–ECCV 2022: 17th European Conference, Tel Aviv, Israel, October 23–27, 2022, Proceedings, Part XV*, pages 707–723. Springer, 2022. 3
- [3] Tim Brooks, Aleksander Holynski, and Alexei A Efros. Instructpix2pix: Learning to follow image editing instructions. *arXiv preprint arXiv:2211.09800*, 2022. 3, 6
- [4] Tom Brown, Benjamin Mann, Nick Ryder, Melanie Subbiah, Jared D Kaplan, Prafulla Dhariwal, Arvind Neelakantan, Pranav Shyam, Girish Sastry, Amanda Askell, et al. Language models are few-shot learners. *Advances in neural information processing systems*, 33:1877–1901, 2020. 3
- [5] Huiwen Chang, Han Zhang, Jarred Barber, AJ Maschinot, Jose Lezama, Lu Jiang, Ming-Hsuan Yang, Kevin Murphy, William T Freeman, Michael Rubinstein, et al. Muse: Text-to-image generation via masked generative transformers. *arXiv preprint arXiv:2301.00704*, 2023. 3
- [6] Wenhui Chen, Hexiang Hu, Yandong Li, Nataniel Rui, Xuhui Jia, Ming-Wei Chang, and William W Cohen. Subject-driven text-to-image generation via apprenticeship learning. *arXiv preprint arXiv:2304.00186*, 2023. 1, 2, 3, 4
- [7] Ziyi Dong, Pengxu Wei, and Liang Lin. Dreamartist: Towards controllable one-shot text-to-image generation via contrastive prompt-tuning. *arXiv preprint arXiv:2211.11337*, 2022. 1
- [8] Rinon Gal, Yuval Alaluf, Yuval Atzmon, Or Patashnik, Amit H Bermano, Gal Chechik, and Daniel Cohen-Or. An image is worth one word: Personalizing text-to-image generation using textual inversion. *arXiv preprint arXiv:2208.01618*, 2022. 1, 3, 4, 6
- [9] Rinon Gal, Moab Arar, Yuval Atzmon, Amit H Bermano, Gal Chechik, and Daniel Cohen-Or. Designing an encoder for fast personalization of text-to-image models. *arXiv preprint arXiv:2302.12228*, 2023. 2
- [10] Ligong Han, Yinxiao Li, Han Zhang, Peyman Milanfar, Dimitris Metaxas, and Feng Yang. Svdif: Compact parameter space for diffusion fine-tuning. *arXiv preprint arXiv:2303.11305*, 2023. 3
- [11] Amir Hertz, Ron Mokady, Jay Tenenbaum, Kfir Aberman, Yael Pritch, and Daniel Cohen-Or. Prompt-to-prompt image editing with cross attention control. *International Conference on Learning Representations*, 2022. 3
- [12] Jonathan Ho, Ajay Jain, and Pieter Abbeel. Denoising diffusion probabilistic models. *Advances in Neural Information Processing Systems*, 33:6840–6851, 2020. 4
- [13] Edward J Hu, Phillip Wallis, Zeyuan Allen-Zhu, Yuanzhi Li, Shean Wang, Lu Wang, Weizhu Chen, et al. Lora: Low-rank adaptation of large language models. In *International Conference on Learning Representations*. 5
- [14] Bahjat Kavar, Shiran Zada, Oran Lang, Omer Tov, Huiwen Chang, Tali Dekel, Inbar Mosseri, and Michal Irani. Imagic: Text-based real image editing with diffusion models. *arXiv preprint arXiv:2210.09276*, 2022. 1, 3
- [15] Gwanghyun Kim, Taesung Kwon, and Jong Chul Ye. Diffusionclip: Text-guided diffusion models for robust image manipulation. In *Proceedings of the IEEE/CVF Conference on Computer Vision and Pattern Recognition*, pages 2426–2435, 2022. 3
- [16] Nupur Kumari, Bingliang Zhang, Richard Zhang, Eli Shechtman, and Jun-Yan Zhu. Multi-concept customization of text-to-image diffusion. *arXiv preprint arXiv:2212.04488*, 2022. 1, 3, 4
- [17] Bowen Li, Xiaojuan Qi, Thomas Lukasiewicz, and Philip HS Torr. Manigan: Text-guided image manipulation. In *Proceedings of the IEEE/CVF Conference on Computer Vision and Pattern Recognition*, pages 7880–7889, 2020. 3
- [18] Ilya Loshchilov and Frank Hutter. Decoupled weight decay regularization. In *International Conference on Learning Representations*. 6
- [19] Yiyang Ma, Huan Yang, Wenjing Wang, Jianlong Fu, and Jiaying Liu. Unified multi-modal latent diffusion for joint subject and text conditional image generation. *arXiv preprint arXiv:2303.09319*, 2023. 2
- [20] Chenlin Meng, Yutong He, Yang Song, Jiaming Song, Jiajun Wu, Jun-Yan Zhu, and Stefano Ermon. Sdedit: Guided image synthesis and editing with stochastic differential equations. 3
- [21] Alexander Quinn Nichol, Prafulla Dhariwal, Aditya Ramesh, Pranav Shyam, Pamela Mishkin, Bob McGrew, Ilya Sutskever, and Mark Chen. Glide: Towards photorealistic image generation and editing with text-guided diffusion models. In *International Conference on Machine Learning*, pages 16784–16804. PMLR, 2022. 3
- [22] Alec Radford, Jong Wook Kim, Chris Hallacy, Aditya Ramesh, Gabriel Goh, Sandhini Agarwal, Girish Sastry,

- Amanda Askill, Pamela Mishkin, Jack Clark, et al. Learning transferable visual models from natural language supervision. In *International conference on machine learning*, pages 8748–8763. PMLR, 2021. 4
- [23] Aditya Ramesh, Prafulla Dhariwal, Alex Nichol, Casey Chu, and Mark Chen. Hierarchical text-conditional image generation with clip latents. *arXiv preprint arXiv:2204.06125*, 2022. 1, 3
- [24] Aditya Ramesh, Mikhail Pavlov, Gabriel Goh, Scott Gray, Chelsea Voss, Alec Radford, Mark Chen, and Ilya Sutskever. Zero-shot text-to-image generation. In *International Conference on Machine Learning*, pages 8821–8831. PMLR, 2021. 3
- [25] Robin Rombach, Andreas Blattmann, Dominik Lorenz, Patrick Esser, and Björn Ommer. High-resolution image synthesis with latent diffusion models. In *Proceedings of the IEEE/CVF Conference on Computer Vision and Pattern Recognition*, pages 10684–10695, 2022. 1, 3, 6
- [26] Olaf Ronneberger, Philipp Fischer, and Thomas Brox. U-net: Convolutional networks for biomedical image segmentation. In *Medical Image Computing and Computer-Assisted Intervention–MICCAI 2015: 18th International Conference, Munich, Germany, October 5–9, 2015, Proceedings, Part III 18*, pages 234–241. Springer, 2015. 4
- [27] Nataniel Ruiz, Yuanzhen Li, Varun Jampani, Yael Pritch, Michael Rubinstein, and Kfir Aberman. Dreambooth: Fine tuning text-to-image diffusion models for subject-driven generation. *arXiv preprint arXiv:2208.12242*, 2022. 1, 3, 4, 5, 6, 7
- [28] Chitwan Saharia, William Chan, Saurabh Saxena, Lala Li, Jay Whang, Emily L Denton, Kamyar Ghasemipour, Raphael Gontijo Lopes, Burcu Karagol Ayan, Tim Salimans, et al. Photorealistic text-to-image diffusion models with deep language understanding. *Advances in Neural Information Processing Systems*, 35:36479–36494, 2022. 1, 3
- [29] Jing Shi, Wei Xiong, Zhe Lin, and Hyun Joon Jung. Instant-booth: Personalized text-to-image generation without test-time finetuning. *arXiv preprint arXiv:2304.03411*, 2023. 1, 2, 3
- [30] Jiaming Song, Chenlin Meng, and Stefano Ermon. Denoising diffusion implicit models. In *International Conference on Learning Representations*. 4
- [31] Yuxiang Wei, Yabo Zhang, Zhilong Ji, Jinfeng Bai, Lei Zhang, and Wangmeng Zuo. Elite: Encoding visual concepts into textual embeddings for customized text-to-image generation. *arXiv preprint arXiv:2302.13848*, 2023. 1, 2, 3
- [32] Tao Xu, Pengchuan Zhang, Qiuyuan Huang, Han Zhang, Zhe Gan, Xiaolei Huang, and Xiaodong He. Attngan: Fine-grained text to image generation with attentional generative adversarial networks. In *Proceedings of the IEEE conference on computer vision and pattern recognition*, pages 1316–1324, 2018. 3
- [33] Lvmin Zhang and Maneesh Agrawala. Adding conditional control to text-to-image diffusion models. *arXiv preprint arXiv:2302.05543*, 2023. 3

## A. Appendix

### A.1. Generated Examples on DreamBench

Different generated results of different methods on DreamBench are shown in Figure 8, Figure 3, and Figure 9. Denoting the position of the first generated image of InstructPix2Pix as row 1 column 1, from the results, we can observe that:

- InstructPix2Pix is not suitable for subject-driven text-to-image generation. The generated pictures of InstructPix2Pix always have the same pose as the input images. Additionally, it does not have the idea of the subject, easily making the identity of the subject changed. For example, in row 1 column 3 of Figure 8, the color of the backpack is changed to orange. In row 1 column 4 of Figure 3, the color of the can is changed to pink, and in row 1 column 2 of Figure 9, the dog is changed to blue but in fact, we only need a blue house behind the original dog.
- TI usually suffers severe identity change of the subject. For example, in Figure 8, the color of the backpacks generated by TI is often different from the input images. In Figure 3, in column 3 and column 4 of row 2, the cans also have different identities from the input images.
- DreamBooth suffers from overfitting the identity-irrelevant information in the input images. For example, in Figure 3, almost all the images of the generated cans have the same background as the last input image, making it ignore the text prompts such as “on the beach” in row 3 column 2, and “on top of pink fabric” in row 3 column 4. Similar phenomenons are also observed in Figure 9, where “on top of a purple rug” in row 3 column 3 and “a purple S\* dog” in row 3 column 6 are also ignored.
- DisenBooth shows satisfactory subject-driven text-to-image generation results, where the subject identity is preserved and the generated images also conform to the text descriptions.

### A.2. Generation with Anime Subjects

In previous examples, we finetune the subjects on DreamBench. We also use DisenBooth to finetune on some anime characters, and the results are shown in Figure 10. The results show that our DisenBooth works well for these anime subjects.

### A.3. The Effectiveness of the Designed Components

We validate the effectiveness of the adapter and the two disentangled objectives in Figure 11. We respectively remove the adapter and these two objectives during tuning,





Figure 8. Generated images of the *backpack* given different text prompts with different methods.




Figure 9. Generated images of the *dog* given different text prompts with different methods.

and then use the tuned model to generate new images. It can be seen that without the weak denoising objective, the subject identity cannot be well-preserved, e.g., as circled out, the input images have 3 logos but the generated images

with this variant have fewer. Without the contrastive embedding objective which makes the textual identity-preserved embedding contain different information from the visual identity-irrelevant embedding, the subject identity will be





Figure 10. DisenBooth generated examples on some anime subjects.

changed when the prompt is “*in the white flowers*” in row 2 column 3. Additionally, in row 2, the generated images seem to have the same angle, which may be entangled in the shared identity-preserved embedding. The results of w/o adapter show that the adapter is important to preserving the subject identity. Without the adapter to select the irrelevant information, the visual embedding can also contain the subject-identity information, making the shared embedding contain less identity information, which will result in the severe identity change as shown in row 3 of Figure 11. Therefore, our proposed components are necessary for better subject-driven text-to-image generation.

#### A.4. User Study Guidance

Below we include the user study guidance:

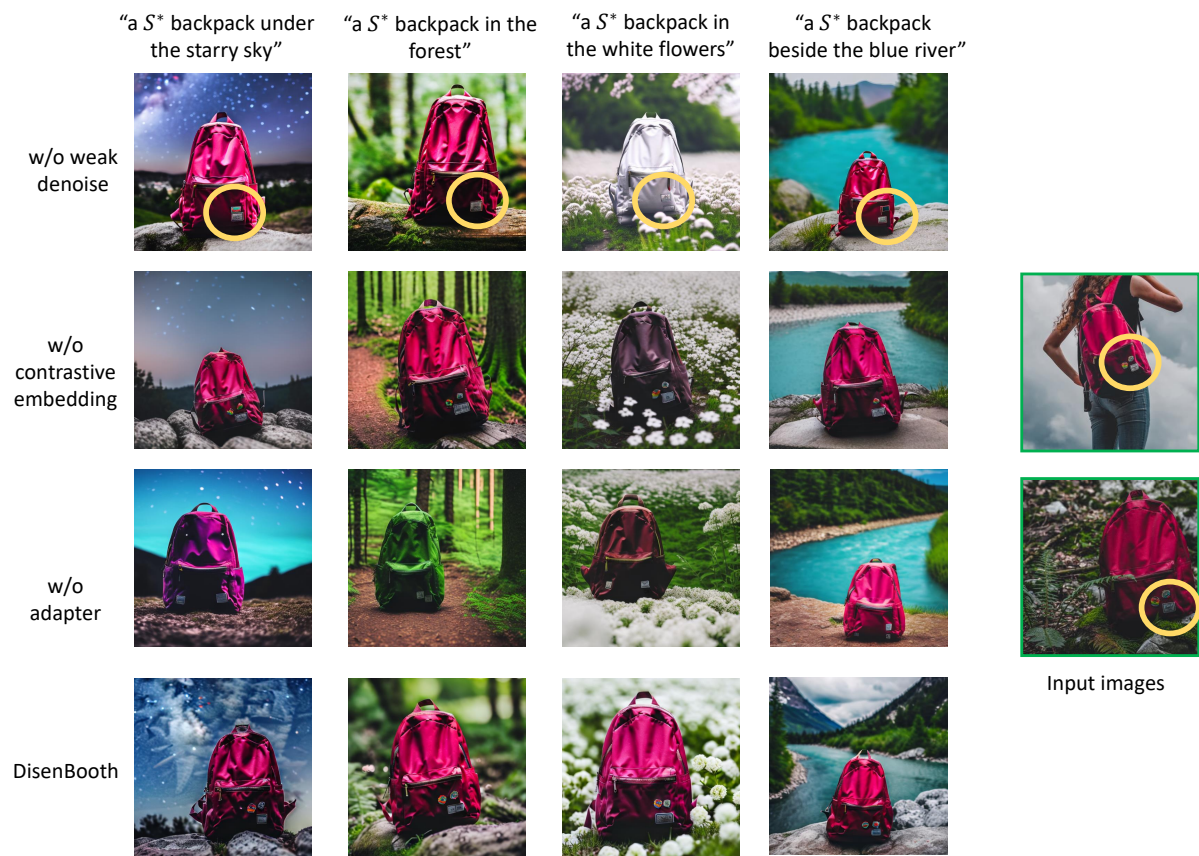
- Read several reference images of the subject, and keep the subject in mind.

- Read the textual description carefully and then we will show several images generated with the textual description.
- Rank the given four images. An image that has a more similar subject as the previously given reference images and conforms better to the text descriptions should be ranked higher. If two or more images satisfy both requirements, you can rank higher the images with higher quality.

#### A.5. Societal Impacts

Since our work is based on the pretrained text-to-image models, it has a similar societal impact to these base works. On the one hand, this work has great potential to complement and augment human creativity, promoting related fields like painting, virtual fashion try-on, etc. On the other hand, generative methods can be leveraged to generate fake





Input images

Figure 11. The effectiveness of the designed components.

pictures, which may raise some social or cultural concerns. Therefore, we hope that users can judge these factors for using the proposed method in the correct way.