

# Debiased Inference for Dynamic Nonlinear Panels with Multi-dimensional Heterogeneities

Xuan Leng <sup>\*</sup>      Jiaming Mao <sup>†</sup>      Yutao Sun <sup>‡§</sup>

2026-01-27

## Abstract

We introduce a generic class of dynamic nonlinear heterogeneous parameter models that incorporate individual and time fixed effects in both the intercept and slope. These models are subject to the incidental parameter problem, in that the limiting distribution of the point estimator is not centered at zero, and that test statistics do not follow their standard asymptotic distributions as in the absence of the fixed effects. To address the problem, we develop an analytical bias correction procedure to construct a bias-corrected likelihood. The resulting estimator follows an asymptotic normal distribution with mean zero. Moreover, likelihood-based test statistics—including likelihood-ratio, Lagrange-multiplier, and Wald tests—follow the limiting chi-squared distribution under the null hypothesis. Simulations demonstrate the effectiveness of the proposed correction method, and an empirical application on the labor force participation of single mothers underscores its practical importance.

**Keywords:** incidental parameter problem; bias correction; fixed effects; panel data models

**JEL Classification:** C23

## 1 Introduction

Panel data are common in empirical research. Panel data models with two-way fixed effects are widely used to control for unobserved heterogeneity that may correlate with covariates. Individual effects capture time-invariant, individual-specific characteristics, while time effects account for shifts that are common across individuals but vary over time. Traditionally, these models address *level heterogeneity* by incorporating fixed effects only in the intercept, adjusting for baseline outcome differences across individuals and time periods. However, both economic theory and empirical evidence indicate substantial variation in how outcomes respond to covariates across individuals and over time (Browning and Carro, 2007). Cross-sectional response heterogeneity reflects individual-specific factors such as preferences, productivity, and access to resources (Heckman,

---

<sup>\*</sup>Department of Statistics and Data Science at School of Economics, Xiamen University, Xiamen (361000), China. Email: [xleng@xmu.edu.cn](mailto:xleng@xmu.edu.cn).

<sup>†</sup>Wang Yanan Institute for Studies in Economics, Xiamen University, Xiamen (361000), China. Email: [jmao@xmu.edu.cn](mailto:jmao@xmu.edu.cn).

<sup>‡</sup>Institute for Advanced Economic Research, Dongbei University of Finance and Economics, Dalian (116025), China. Email: [yutao.sun@iaer.dev](mailto:yutao.sun@iaer.dev).

<sup>§</sup>Corresponding Author.

2001), whereas time-varying response heterogeneity captures changes in behavior driven by evolving circumstances—including policy reforms, business cycles, and technological progress (Okui and Wang, 2021). When such *response heterogeneities* are correlated with covariates, failing to account for them can lead to biased estimates and invalid inference (Su and Chen, 2013).

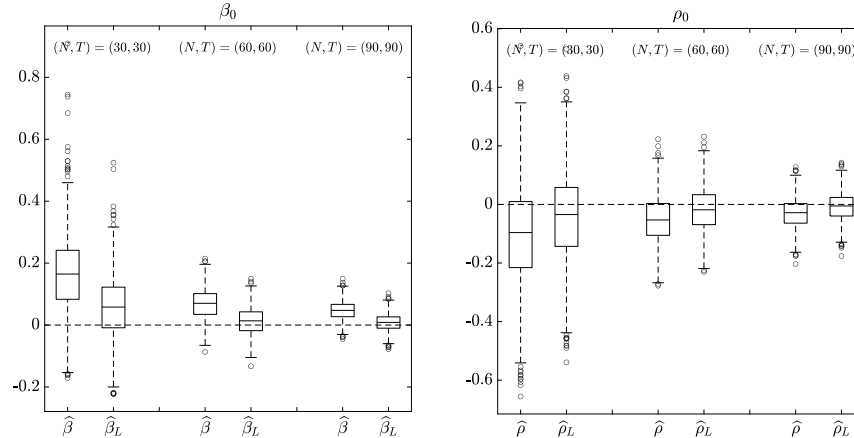
To illustrate, consider the classic problem of estimating the impact of children on a mother’s labor force participation. Research indicates that mothers with more children may differ systematically from those with fewer or none (Blau and Robins, 1988; Angrist and Evans, 1998; Kleven et al., 2019). First, mothers who choose to have more children might be inherently less inclined to work. Second, mothers with more children may be those whose labor supply is less sensitive to family size, perhaps due to better financial resources or childcare access. Moreover, over time, declining fertility and rising female labor force participation suggest a shifting baseline, while advances in home technology and welfare reforms may lessen the burden of additional children, enhancing labor supply responsiveness. In a panel dataset tracking households over time, we can control for the first type of heterogeneity—level differences in baseline participation—by including fixed effects in the intercept. However, to address the second type of heterogeneity—variations in response to children across individuals and over time—we must include fixed effects in the slope. Given that labor force participation is a binary outcome and typically exhibits serial correlation, this example underscores the need for a dynamic nonlinear panel data model with fixed effects in both the intercept and slope.

In this paper, we introduce a general class of *dynamic nonlinear heterogeneous-parameter* (DN-HP) models that incorporate individual and time fixed effects in both the intercept and the slope. This flexible framework accommodates multi-dimensional heterogeneities and encompasses many commonly used panel-data models, including both static and dynamic specifications for linear and limited-dependent-variable outcomes. It nests individual-specific slope models that capture heterogeneous responses across individuals, as well as time-varying-coefficient models that allow response parameters to evolve over time due to shifts in the underlying economic or structural environment. Within this class of models, we focus on estimation and inference for average (common) slope coefficients under a large- $N, T$  framework. In many empirical applications, slope coefficients are primary objects of interest because they summarize economically meaningful responsiveness—often in elasticity or semi-elasticity form—and are the quantities most directly reported and compared across studies. For example, in international trade, gravity models interpret coefficients on distance and policy variables as elasticities or percentage effects on bilateral flows using long panels of trading partners (Silva and Tenreyro, 2006). In innovation economics, nonlinear count models for patenting rely on slope coefficients to measure the responsiveness of innovative activity to market structure or policy incentives (Aghion et al., 2005). In differentiated product demand estimation, discrete-choice models focus on slope coefficients that capture consumers’ price sensitivity and valuation of product characteristics, and are often estimated using product–market panel data with a large number of products or markets observed repeatedly over an extended period of time (Nevo, 2001).

In such settings, DN-HP models are generally subject to the incidental-parameter problem: the limiting distribution of the estimator is not centered at zero, and standard test statistics (e.g., Wald, LM, and LR) no longer follow their conventional asymptotic  $\chi^2$  distributions. To address this, we propose an analytical bias-correction procedure that restores valid large-sample inference for both parameter estimates and test statistics. As a preview, Figure 1 presents simulated boxplots of the estimation bias in a two-way heterogeneous parameter logit model, comparing estimators from our bias correction procedure to the uncorrected ones. The results reveal that our bias correction procedure significantly reduces the estimation bias while maintaining comparable mean squared

errors.

Figure 1: Comparison of Uncorrected and Corrected Maximum Likelihood Estimators



Notes: Model.  $Y_{it} = \mathbf{1}\{\rho Y_{it-1} + (\beta + \alpha_{1,i} + \gamma_{1,t})Z_{it} + \alpha_{2,i} + \gamma_{2,t} + \varepsilon_{it} > 0\}$  where  $\mathbf{1}\{\cdot\}$  denotes the indicator function,  $\varepsilon_{it}$  is standard logistic independent of the exogenous regressor  $Z_{it}$ , and the true values  $\rho_0 = \beta_0 = 0.5$ .  $\hat{\beta}$  and  $\hat{\rho}$  are the uncorrected estimators while  $\hat{\beta}_L$  and  $\hat{\rho}_L$  are the corrected estimators. 1000 replications. The detailed data-generating process is given in Section 4.

*Literature Review.* The estimation and inference of fixed-effects models in the presence of the incidental-parameter problem have been extensively studied. Early work, such as Chamberlain (1980), Arellano and Bond (1991), and Lancaster (2002), focused on frameworks with only individual effects in the intercept, establishing fixed- $T$  consistency (short panels) for structural parameter estimators in specific models. In recent decades, the availability of long panel datasets has motivated a large- $N, T$  framework, where the cross-sectional size  $N$  and the time dimension  $T$  grow at similar rates under rectangular asymptotics. In this setting, estimators remain consistent but exhibit a non-negligible bias of order  $O(1/T)$  because each individual effect is estimated from only  $T$  observations. This incidental-parameter bias is especially pronounced in nonlinear or dynamic models. To address it, researchers have developed a variety of bias correction techniques within a maximum likelihood framework. Hahn and Newey (2004) and Hahn and Kuersteiner (2011) propose “parameter-based” corrections that remove the bias from the likelihood estimator; Woutersen (2002) and Li et al. (2003) propose “score-based” methods that modify the profiled score; while “likelihood-based” approaches such as Bester and Hansen (2009) and Arellano and Hahn (2016) adjust the log-likelihood directly. Most of these procedures are analytical, relying on closed-form approximations to the bias. Alternatively, numerical corrections estimate the bias through resampling or re-estimation, including the jackknife (Dhaene and Jochmans, 2015), the bootstrap (Kim and Sun, 2016; Bellio et al., 2023; Higgins and Jochmans, 2024), and integrated-likelihood methods (Arellano and Bonhomme, 2009).

For two-way fixed effects models, incorporating time effects in the intercept generates an additional bias of order  $O(1/N)$  on top of the  $O(1/T)$  term from individual effects. Several studies extend bias-correction methods to this setting. Moon and Weidner (2017) develop a parameter-based analytical correction for dynamic linear models with interactive effects. For nonlinear models, Fernández-Val and Weidner (2016) propose parameter-based techniques for additive fixed effects,

while [Chen et al. \(2021\)](#) study interactive effects in static models. Alternatively, [Jochmans and Otsu \(2019\)](#) provide a likelihood-based approach for static models with an arbitrary but known fixed-effect structure. Other model-specific contributions include [Bai \(2009\)](#) and [Charbonneau \(2017\)](#). For a comprehensive overview of these developments, see [Fernández-Val and Weidner \(2018\)](#). Despite this progress, the two-way literature primarily addresses heterogeneity in levels—that is, intercept effects—rather than heterogeneity in responses (slopes). Extending bias-correction methods to settings with slope heterogeneity remains largely unexplored and is the focus of our contribution.

A substantial related literature explores heterogeneity in slope coefficients within panel models, emphasizing individual-specific parameters ([Robertson and Symons, 1992](#); [Pesaran and Smith, 1995](#)) and time-varying coefficients ([Robinson, 1989](#); [Stock and Watson, 1996](#)), most often in linear or static contexts ([Hsiao, 2014](#); [Pesaran, 2015](#)). Recent research in dynamic nonlinear panels has advanced these ideas further. [Fernández-Val and Lee \(2013\)](#) study linear and nonlinear panel data models with individual-heterogeneous coefficients and endogenous regressors, and propose a bias correction method based on the generalized method of moments. See also [Fernández-Val et al. \(2025\)](#) for a panel distribution regression with individual-heterogeneous coefficient. [Chernozhukov et al. \(2013\)](#) derive partial identification with uniform inference for nonseparable panels under time-homogeneity. [Browning and Carro \(2014\)](#) provide mixture-based point identification for dynamic binary models with maximal cross-sectional heterogeneity, while [Browning and Carro \(2010\)](#) analyze short-panel dynamic binary models with heterogeneous transition probabilities and propose a mean-integrated-MSE (MIMSE) estimator that better balances bias-variance trade-offs in small- $T$  settings than analytical bias correction. While these studies focus on identification or fixed- $T$  settings within semiparametric or nonparametric frameworks, we adopt a parametric, likelihood-based approach that achieves point identification and enables bias-corrected inference for dynamic nonlinear models with two-way slope and intercept effects under large- $N, T$  asymptotics.

Two recent studies are closely aligned with our framework. [Keane and Neal \(2020\)](#) examine linear models with two-way slope and intercept effects, employing an iterative “mean-observation OLS” estimator to address bias. Their analysis of U.S. agricultural data reveals pronounced regional differences in heat-yield sensitivity, alongside temporal adaptation as farmers adopt new technologies over time. [Lu and Su \(2023\)](#) study a similar two-way heterogeneous-slope specification and implement a parameter-based jackknife estimator that enables uniform inference for structural parameters. Their cross-country analysis of the Feldstein–Horioka relation uncovers variation across nations and periods, driven by financial integration and evolving policy regimes. Both studies underscore the importance of slope heterogeneity across individuals and time but remain confined to linear settings. Our study advances this literature by extending the framework to a dynamic nonlinear context and developing a likelihood-based analytical bias-correction procedure that ensures valid estimation and inference. To our knowledge, neither our DN-HP model nor its associated bias correction has been previously explored. Together, the model and method provide a unified approach to estimation and inference in dynamic panels with multi-dimensional heterogeneity.

*This paper.* We employ the maximum likelihood framework and focus on additive multi-dimensional two-way fixed effects, whose number grows with the sample size. We consider an arbitrary DN-HP model whose log-likelihood function is specified up to the unknown parameters. We construct a modified, or corrected, log-likelihood function by adding two bias correction terms to the original one. These two bias terms are analytically derived by combining i) the Taylor expansion of the original log-likelihood function, in terms of the fixed effects, and ii) an asymptotic expansion of the fixed effects themselves. We show that the corrected log-likelihood function does not suffer from the incidental parameter problem, under appropriate regularity conditions. Our

method can be viewed as an extension of [Arellano and Hahn \(2016\)](#) and [Bester and Hansen \(2009\)](#) to the two-way DN-HP models.

One key benefit of our procedure is that we achieve bias corrections for the point estimators and the test statistics by modifying a single object, the log-likelihood function. We rigorously show that the estimators obtained by maximizing the corrected log-likelihood function retain a limiting normal distribution with zero mean, consistent with the asymptotic theory of the classical maximum likelihood estimators (MLE) in the absence of incidental parameters. Beyond the estimators, we also show that the likelihood ratio (LR), Lagrange-multiplier (LM), and Wald statistics, derived from the same corrected log-likelihood function, are asymptotically equivalent, sharing the same asymptotic  $\chi^2$  distribution under the null hypothesis.

We demonstrate the finite-sample performance of our method through Monte Carlo simulations, comparing it to the original likelihood and potential bias correction devices of the bootstrap and the jackknife. We show that our correction procedure reduces the bias significantly, without increasing the root mean squared errors, and restores the test sizes of the LR test to its nominal level. We find that our procedure outperforms the jackknife when it comes to heterogeneous slope coefficients. We also find that the LR test based on our approach has a stronger power near the true hypothesis than the LR test based on the bootstrap. In the empirical application, we apply our approach with a probit model to study the aforementioned question of how the number of children affects a mother's labor force participation, with a focus on single-mother households. Our analysis reveals that this impact varies significantly across individuals and over time. Neglecting such variation can lead to biased estimates and markedly different conclusions, highlighting the need to address both level and response heterogeneities, as well as the value of our framework in empirical research.

The remainder of the paper is organized as follows. Section 2 explains our settings, the identification restriction, and the incidental parameter problem of DN-HP models. Section 3 describes our bias correction procedure and provides relevant statistical properties. Section 4 presents simulation studies to demonstrate the performance of the method. Section 5 applies our method to study single mothers' labor force participation. Finally in Section 6, we leave some closing remarks. Proofs, technical details, additional results, elaborated discussions, etc. are provided in the appendix. These items have references starting with letters.

*Notation.* We denote  $\mathbb{I}_n$  to be the  $n \times n$  identity matrix and  $\iota_n$  the  $n \times 1$  vector of ones.  $\otimes$  denotes the Kronecker product and  $\mathbb{1}\{\cdot\}$  is the indicator function. Next, for a sequence of square matrices  $A_i$ ,  $i = 1, \dots, n$ ,  $\text{diag}\{A_1, \dots, A_n\}$  represents a block diagonal matrix where each  $A_i$  is the  $i$ -th diagonal element. For a vector  $v$  and a function  $f(v)$ , we write  $\partial_v$  and  $\partial_{vv'}$  to represent the first and second partial derivatives of  $f(v)$  with respect to (w.r.t.)  $v$ .

## 2 Bias in Heterogeneous Parameter Models

### 2.1 Model and Estimation

In this section, we explain our models and the estimation procedure, leaving two motivating examples in Section A.1 of the supplementary appendix. Let  $\{(Y_{it}, X'_{it})' : i = 1, \dots, N; t = 1, \dots, T\}$  be a panel data set of  $N$  individuals and  $T$  time periods, where,  $i$  represents the individual and  $t$  represents the time period. Here  $Y_{it}$  is a scalar response variable, and  $X_{it}$  is a  $K \times 1$  vector of regressors, with  $K$  known and fixed. For each individual  $i$ , the response  $Y_{it}$  is generated sequentially over  $t$ , by

$$Y_{it}|X_{it}, \dots, X_{i1}, \phi^0 \sim f(y|X_{it}, \theta_0 + \alpha_i^0 + \gamma_t^0), \quad (2.1)$$

where  $\theta_0$  is a  $K \times 1$  vector of (non-random) unknown structural parameters of interests,  $\phi^0 := (\alpha_1^0, \dots, \alpha_N^0, \gamma_1^0, \dots, \gamma_T^0)'$  consists of the  $K \times 1$  random vectors  $\alpha_i^0$  and  $\gamma_t^0$ , and  $f(y|\cdot)$  is a density known up to  $\theta_0$ ,  $\alpha_i^0$ , and  $\gamma_t^0$ . We restrict our attention to the case where  $f(\cdot)$  depends on  $\theta_0$ ,  $\alpha_i^0$ , and  $\gamma_t^0$  through the additive structure  $\theta_0 + \alpha_i^0 + \gamma_t^0$ , the “heterogeneous parameter”. The vectors  $\alpha_i^0$  and  $\gamma_t^0$  capture the individual-specific and time-specific heterogeneities, respectively. Generally,  $\alpha_i^0$  and  $\gamma_t^0$  may be correlated with the regressor  $X_{it}$ . Throughout the paper, we employ the “fixed-effect” framework to condition on the realizations of  $\alpha_i^0$  and  $\gamma_t^0$  (denoted by the same symbols) in the density, and treat them as unknown nuisance parameters to be estimated together with  $\theta_0$ . Conditioning on  $\alpha_i^0$  and  $\gamma_t^0$ , we assume  $(Y_{it}, X'_{it})'$  independent across  $i$  but serially dependent over  $t$ . In particular, we allow  $X_{it}$  to contain both strictly exogenous components and predetermined components w.r.t.  $Y_{it}$ . For instance,  $X_{it}$  may contain lagged values of  $Y_{it}$ . In this paper, we focus on the case where all parameters in (2.1) are heterogeneous. This is without loss of generality, because a “homogeneous parameter” can be accommodated by setting the relevant component of  $\alpha_i^0 + \gamma_t^0$  to 0 for all  $(i, t)$ .

We are interested in the estimation of and the inference about the structural parameter  $\theta_0$  in (2.1), under the presence of the nuisance parameter  $\phi^0$ . Our approach is likelihood-based. Denote  $\phi := (\alpha'_1, \dots, \alpha'_N, \gamma'_1, \dots, \gamma'_T)'$  and define the log-likelihood function (“likelihood” hereafter) as

$$\ell(\theta, \phi) := \frac{1}{NT} \sum_{i=1}^N \sum_{t=1}^T l_{i,t}(\theta, \phi), \quad l_{i,t}(\theta, \phi) := \log f(Y_{it}|X_{it}, \theta + \alpha_i + \gamma_t). \quad (2.2)$$

Due to the additive structure  $\theta + \alpha_i + \gamma_t$ ,  $\theta$  is not identified because the likelihood function is invariant to transformations

$$\alpha_i \mapsto \alpha_i + c_1, \quad \gamma_t \mapsto \gamma_t + c_2, \quad \theta \mapsto \theta - c_1 - c_2 \quad (2.3)$$

for all pairs of constant  $(c_1, c_2)$  and all  $(i, t)$ . To resolve this, we follow [Lu and Su \(2023\)](#) to reparameterize the likelihood by setting  $\alpha_N = -\sum_{i=1}^{N-1} \alpha_i$  and  $\gamma_T = -\sum_{t=1}^{T-1} \gamma_t$ , thereby imposing the normalization  $\sum_{i=1}^N \alpha_i = 0$  and  $\sum_{t=1}^T \gamma_t = 0$ . Any “average effect” is absorbed by  $\theta$ . Let  $\psi := (\alpha'_1, \dots, \alpha'_{N-1}, \gamma'_1, \dots, \gamma'_{T-1})'$ , the reparameterized likelihood can be constructed from the original  $\ell(\theta, \phi)$  as

$$\ell(\theta, D'\psi) =: l(\theta, \psi), \quad D := \text{diag}\{D_1, D_2\},$$

where  $D_1 := (\mathbb{I}_{N-1}, -\iota_{N-1}) \otimes \mathbb{I}_K$  and  $D_2 := (\mathbb{I}_{T-1}, -\iota_{T-1}) \otimes \mathbb{I}_K$ . This rules out the indeterminacy in (2.3) without explicitly using the Lagrangian.

## 2.2 Incidental Parameter Problem

The dynamic nonlinear heterogeneous parameter, DN-HP, models generally suffer from the incidental parameter problem (IPP). We briefly explain this problem here, relegating to [Section A.2](#) of the supplementary appendix i) the exact characterization of the remainders, ii) an illustrative example, etc. We use  $\mathbb{E}$  to denote the expectation w.r.t.  $\prod_{i=1}^N \prod_{t=1}^T f(y_{it}|X_{it}, \theta_0 + \alpha_i^0 + \gamma_t^0)$ , which is the true density evaluated at  $\theta_0$ , given: i) initial values of the predetermined regressors, ii) all strictly exogenous regressors, and iii) the unobserved effect  $\phi^0$ . Following the profiled likelihood framework of [Pace and Salvan \(2006\)](#), we continue our discussion by defining, for a given  $\theta$  and each pair of  $(N, T)$ ,

$$\hat{\psi}(\theta) := \arg \max_{\psi} l(\theta, \psi), \quad \psi(\theta) := \arg \max_{\psi} \mathbb{E}[l(\theta, \psi)]. \quad (2.4)$$

Here  $\psi(\theta)$  is referred to as the pseudo-true value and  $l(\theta, \psi(\theta))$  is not subject to the IPP. See, e.g., [Hahn and Newey \(2004\)](#) and [Arellano and Hahn \(2016\)](#). In practice, however,  $\psi(\theta)$  is generally infeasible and the plug-in version  $l(\theta, \hat{\psi}(\theta))$  is used instead. Specifically, the MLE of  $\theta_0$ ,  $\hat{\theta} := \arg \max_{\theta} \ell(\theta, \hat{\psi}(\theta))$ . The LR and LM test statistics (for hypothesis about  $\theta_0$ ) are also constructed using  $l(\theta, \hat{\psi}(\theta))$ . A fundamental problem is that  $l(\theta, \hat{\psi}(\theta))$  contains a non-negligible asymptotic bias of order  $O(1/\sqrt{NT})$ , due to the estimation errors in  $\hat{\psi}(\theta)$ . This is referred to as the IPP in the context of the DN-HP model. The consequence is that,  $\hat{\theta}$  and many likelihood-based test statistics deviate from their standard asymptotic distribution, leading to incorrect inferences.

To demonstrate the non-negligible bias in  $l(\theta, \hat{\psi}(\theta))$ , consider a Taylor expansion of  $l(\theta, \hat{\psi}(\theta))$  around  $\psi(\theta)$ :

$$l(\theta, \hat{\psi}(\theta)) = l(\theta, \psi(\theta)) + s'(\theta)[\hat{\psi}(\theta) - \psi(\theta)] + \frac{1}{2}[\hat{\psi}(\theta) - \psi(\theta)]' H(\theta)[\hat{\psi}(\theta) - \psi(\theta)] + r^l(\theta), \quad (2.5)$$

where  $r^l(\theta)$  is a remainder,  $\hat{\psi}(\theta) - \psi(\theta)$  represents the estimation errors of the fixed effects,

$$\begin{aligned} s(\theta) &:= s(\theta, \psi(\theta)), & s(\theta, \psi) &:= \partial_{\psi} l(\theta, \psi), \\ H(\theta) &:= H(\theta, \psi(\theta)), & H(\theta, \psi) &:= \partial_{\psi\psi'} l(\theta, \psi) \end{aligned}$$

are the score and Hessian. Here the estimation errors  $\hat{\psi}(\theta) - \psi(\theta)$  can be derived by another Taylor expansion. Seeing  $s(\theta, \hat{\psi}(\theta)) = 0$  as  $\hat{\psi}(\theta)$  is the maximizer, a Taylor expansion of  $s(\theta, \hat{\psi}(\theta))$  around  $\psi(\theta)$  gives

$$\begin{aligned} 0 &= s(\theta) + H(\theta)[\hat{\psi}(\theta) - \psi(\theta)] + r^s(\theta), \\ \hat{\psi}(\theta) - \psi(\theta) &= -[H(\theta)]^{-1}s(\theta) - [H(\theta)]^{-1}r^s(\theta), \end{aligned} \quad (2.6)$$

where  $r^s(\theta)$  is a remainder. Combining (2.6) and (2.5), and taking expectation, we obtain

$$\begin{aligned} \sqrt{NT}\mathbb{E}[l(\theta, \hat{\psi}(\theta)) - l(\theta, \psi(\theta))] &= -\sqrt{NT}B(\theta) + \sqrt{NT}\mathbb{E}r(\theta), \\ B(\theta) &:= \frac{1}{2}\mathbb{E}\{s'(\theta)[H(\theta)]^{-1}s(\theta)\}, \end{aligned} \quad (2.7)$$

where  $r(\theta)$  is the final remainder depending on  $r^l(\theta)$  and  $r^s(\theta)$  satisfying  $\mathbb{E}r(\theta) = o(1/\sqrt{NT})$ , uniformly in  $\theta$ , as  $N, T \rightarrow \infty$  with  $N/T \rightarrow \kappa$  for some  $0 < \kappa < \infty$ . This implies that  $\sqrt{NT}\mathbb{E}r(\theta) = o(1)$  and is negligible.  $B(\theta)$  is the IPP bias arising from the estimation errors of  $\hat{\psi}(\theta)$ . As opposite to  $\mathbb{E}r(\theta)$ , the bias  $B(\theta)$  is not negligible, in the sense that  $\sqrt{NT}B(\theta) \not\rightarrow 0$  as  $N, T \rightarrow \infty$  with  $N/T \rightarrow \kappa$ . Consequently,  $\hat{\theta}$  and many likelihood-based test statistics inherit the bias from the likelihood, leading to invalid inferences.

### 3 Bias Correction and Asymptotic Theory

The bias expansion of  $\hat{l}(\theta) := l(\theta, \hat{\psi}(\theta))$  in Equation (2.7) motivates our approach of correcting the likelihood  $l(\theta, \hat{\psi}(\theta))$  by adding  $B(\theta)$ . Our corrected likelihood can be viewed as an approximation to the IPP-free infeasible likelihood  $l(\theta) := l(\theta, \psi(\theta))$ , with approximation error  $o_{\mathbb{P}}(1/\sqrt{NT})$ . That is, it does not suffer from the IPP to the first order. Intuitively, the estimator of  $\theta_0$ , and the LR,



LM, and Wald test statistics, will follow their standard asymptotic distributions when they are derived from the corrected likelihood (instead of  $\hat{l}(\theta)$ ). In what follows, we explain our correction procedure and give the main result. We leave in Section A.3 of the supplementary appendix i) more technical details; ii) formal statements and discussions about our secondary results (Equations 3.1, 3.7, 3.8, etc.); iii) useful remarks; etc. In addition, we explain the relation of our method to [Bester and Hansen \(2009\)](#) and [Arellano and Hahn \(2016\)](#) in Section B of the supplementary appendix.

In this paper, we decompose  $B(\theta) = B_\alpha(\theta) + B_\gamma(\theta) + o(1/\sqrt{NT})$  to obtain the bias expansion

$$\mathbb{E}l(\theta) = \mathbb{E}\hat{l}(\theta) + B_\alpha(\theta) + B_\gamma(\theta) + o(1/\sqrt{NT}), \quad (3.1)$$

where

$$B_\alpha(\theta) := \frac{1}{2} \text{trace}[S_{\alpha\alpha}(\theta)H_{\alpha\alpha}^*(\theta)], \quad B_\gamma(\theta) := \frac{1}{2} \text{trace}[S_{\gamma\gamma}(\theta)H_{\gamma\gamma}^*(\theta)]$$

appear because of the estimation errors of, respectively, the individual-specific heterogeneities  $\alpha_i^0$  and the time-specific heterogeneities  $\gamma_t^0$ .<sup>1</sup> The terms  $H_{\alpha\alpha}^*(\theta)$ ,  $H_{\gamma\gamma}^*(\theta)$ ,  $S_{\alpha\alpha}(\theta)$ , and  $S_{\gamma\gamma}(\theta)$  are defined from partitioning<sup>2</sup>  $[\mathbb{E}H(\theta)]^{-1}$  and  $s(\theta) - \mathbb{E}s(\theta)$  as

$$[\mathbb{E}H(\theta)]^{-1} =: \begin{pmatrix} H_{\alpha\alpha}^*(\theta) & H_{\alpha\gamma}^*(\theta) \\ H_{\gamma\alpha}^*(\theta) & H_{\gamma\gamma}^*(\theta) \end{pmatrix}, \quad s(\theta) - \mathbb{E}s(\theta) =: \begin{pmatrix} \tilde{s}_\alpha(\theta) \\ \tilde{s}_\gamma(\theta) \end{pmatrix}. \quad (3.2)$$

Here  $H_{\alpha\alpha}^*(\theta)$  is  $(N-1)K \times (N-1)K$ , which corresponds to the inverse expected Hessian w.r.t.  $(\alpha'_1, \dots, \alpha'_{N-1})'$ , and  $H_{\gamma\gamma}^*(\theta)$  is  $(T-1)K \times (T-1)K$ , corresponding to the inverse expected Hessian w.r.t.  $(\gamma'_1, \dots, \gamma'_{T-1})'$ . The off-diagonal blocks  $H_{\alpha\gamma}^*(\theta)$  and  $H_{\gamma\alpha}^*(\theta)$  are defined accordingly (but are irrelevant to the construction of the corrected likelihood). Similarly,  $\tilde{s}_\alpha(\theta)$ , the score w.r.t.  $(\alpha'_1, \dots, \alpha'_{N-1})'$ , is  $(N-1)K \times 1$  and  $\tilde{s}_\gamma(\theta)$ , the score w.r.t.  $(\gamma'_1, \dots, \gamma'_{T-1})'$  is  $(T-1)K \times 1$ .  $\tilde{s}_\alpha(\theta)$  and  $\tilde{s}_\gamma(\theta)$  are used to construct

$$S_{\alpha\alpha}(\theta) := \mathbb{E}\{\tilde{s}_\alpha(\theta)[\tilde{s}_\alpha(\theta)]'\}, \quad S_{\gamma\gamma}(\theta) := \mathbb{E}\{\tilde{s}_\gamma(\theta)[\tilde{s}_\gamma(\theta)]'\},$$

which are essentially the covariance matrices of the scores  $\tilde{s}_\alpha(\theta)$  and  $\tilde{s}_\gamma(\theta)$ , respectively.

Estimating  $B_\alpha(\theta)$  and  $B_\gamma(\theta)$  by plug-in estimates, the corrected likelihood is established as

$$L(\theta) := \hat{l}(\theta) + \hat{B}_\alpha(\theta) + \hat{B}_\gamma(\theta), \quad (3.3)$$

$$\hat{B}_\alpha(\theta) := \frac{1}{2} \text{trace}[\hat{S}_{\alpha\alpha}(\theta)\hat{H}_{\alpha\alpha}^*(\theta)], \quad \hat{B}_\gamma(\theta) := \frac{1}{2} \text{trace}[\hat{S}_{\gamma\gamma}(\theta)\hat{H}_{\gamma\gamma}^*(\theta)].$$

Here  $\hat{H}_{\alpha\alpha}^*(\theta)$ ,  $\hat{H}_{\gamma\gamma}^*(\theta)$ ,  $\hat{S}_{\alpha\alpha}(\theta)$ , and  $\hat{S}_{\gamma\gamma}(\theta)$  are the plug-in versions of the corresponding quantities in  $B_\alpha(\theta)$  and  $B_\gamma(\theta)$ . They are constructed as follows. First, denoting  $\hat{H}(\theta) := H(\theta, \hat{\psi}(\theta))$ , the two Hessian terms  $\hat{H}_{\alpha\alpha}^*(\theta)$  and  $\hat{H}_{\gamma\gamma}^*(\theta)$  are defined from the partition of  $[\hat{H}(\theta)]^{-1}$  as

$$[\hat{H}(\theta)]^{-1} =: \begin{pmatrix} \hat{H}_{\alpha\alpha}^*(\theta) & \hat{H}_{\alpha\gamma}^*(\theta) \\ \hat{H}_{\gamma\alpha}^*(\theta) & \hat{H}_{\gamma\gamma}^*(\theta) \end{pmatrix} \quad (3.4)$$

<sup>1</sup>In addition, we have  $B_\alpha(\theta) = O(T^{-1})$  and  $B_\gamma(\theta) = O(N^{-1})$ , indicating that  $\sqrt{NT}(\mathbb{E}l(\theta) - \mathbb{E}\hat{l}(\theta))$  is proportional to  $\sqrt{\kappa} + \sqrt{\kappa^{-1}}$  as  $N, T \rightarrow \infty$  provided that  $N/T \rightarrow \kappa$ . This is similar to, e.g., [Fernández-Val and Weidner \(2016\)](#).

<sup>2</sup>Note that  $\mathbb{E}s(\theta) = 0$  by definition. We keep  $\mathbb{E}s(\theta)$  here for the convenience of constructing the corrected likelihood.



in the same manner as in (3.2). Here  $\hat{H}_{\alpha\alpha}^*(\theta)$  and  $\hat{H}_{\gamma\gamma}^*(\theta)$  estimate  $H_{\alpha\alpha}^*(\theta)$  and  $H_{\gamma\gamma}^*(\theta)$ , respectively. Second, denote

$$s_{i,t}^\gamma(\theta, \phi) := \partial_{\gamma_t} l_{i,t}(\theta, \phi), \quad s_{i,t}^\alpha(\theta, \phi) := \partial_{\alpha_i} l_{i,t}(\theta, \phi),$$

which are the derivatives of the original likelihood  $l_{i,t}(\theta, \phi)$  w.r.t.  $\alpha_i$  and  $\gamma_t$ , respectively, evaluated at  $\phi(\theta)$ .  $\hat{S}_{\alpha\alpha}(\theta)$  and  $\hat{S}_{\gamma\gamma}(\theta)$  are defined as:

$$\begin{aligned} \hat{S}_{\alpha\alpha}(\theta) &:= D_1 \hat{\mathcal{S}}_{\alpha\alpha}(\theta) D_1', \\ \hat{\mathcal{S}}_{\alpha\alpha}(\theta) &:= \frac{1}{N^2 T^2} \sum_{t=1}^T \sum_{s=1}^T \mathbb{1}\{|t-s| \leq \tau\} \text{diag}\{\hat{s}_{1,t}^\alpha(\theta) [\hat{s}_{1,s}^\alpha(\theta)]', \dots, \hat{s}_{N,t}^\alpha(\theta) [\hat{s}_{N,s}^\alpha(\theta)]'\}, \\ \hat{s}_{i,t}^\alpha(\theta) &:= s_{i,t}^\alpha(\theta, \hat{\phi}(\theta)) - \frac{1}{T} \sum_{t=1}^T s_{i,t}^\alpha(\theta, \hat{\phi}(\theta)), \end{aligned} \tag{3.5}$$

where  $\hat{\phi}(\theta) := D'\hat{\psi}(\theta)$  is the “unparameterized” counterpart of  $\hat{\psi}(\theta)$ ; and

$$\begin{aligned} \hat{S}_{\gamma\gamma}(\theta) &:= D_2 \hat{\mathcal{S}}_{\gamma\gamma}(\theta) D_2', \\ \hat{\mathcal{S}}_{\gamma\gamma}(\theta) &:= \frac{1}{N^2 T^2} \sum_{i=1}^N \hat{s}_i^\gamma(\theta) [\hat{s}_i^\gamma(\theta)]', \quad \hat{s}_i^\gamma(\theta) := \{[\hat{s}_{i,1}^\gamma(\theta)]', \dots, [\hat{s}_{i,T}^\gamma(\theta)]'\}', \\ \hat{s}_{i,t}^\gamma(\theta) &:= s_{i,t}^\gamma(\theta, \hat{\phi}(\theta)) - \frac{1}{N} \sum_{i=1}^N s_{i,t}^\gamma(\theta, \hat{\phi}(\theta)). \end{aligned} \tag{3.6}$$

The indicator  $\mathbb{1}\{|t-s| \leq \tau\}$  is a truncation mechanism, with truncation parameter  $\tau$ , which is common in the relevant literature. In our simulation, we use  $\tau = 1$  and 2 and find the difference relatively insignificant.

**Remark 1 (efficient computation of bias terms)** *The terms  $\hat{S}_{\alpha\alpha}(\theta)$  and  $\hat{S}_{\gamma\gamma}(\theta)$  are constructed using the derivatives of the original (i.e., “unparameterized”) likelihood. This is valid because the reparameterization produces  $\partial_\psi l(\theta, \psi) = D \partial_\phi \ell(\theta, \phi)$  and  $\partial_{\psi\psi'} l(\theta, \psi) = D \partial_{\phi\phi'} \ell(\theta, \phi) D'$  holding true for every  $\phi = D'\psi$  and every  $\theta$ . Generally, it may be easier to construct  $\hat{S}_{\alpha\alpha}(\theta)$  and  $\hat{S}_{\gamma\gamma}(\theta)$  from the original likelihood, because analytical expressions for  $\partial_\phi \ell(\theta, \phi)$  and  $\partial_{\phi\phi'} \ell(\theta, \phi)$  are well-known for many frequently used models (e.g., the probit, the logit, and the Poisson).*

*In addition, if the model is equipped with linear indices, these derivatives may be calculated efficiently using the chain rule. We have  $\partial_\phi l_{i,t}(\theta, \phi) = \partial_{\pi_{i,t}} l_{i,t}(\pi_{i,t}(\theta, \phi)) \partial_\phi \pi_{i,t}(\theta, \phi)$  by viewing  $l_{i,t}(\theta, \phi) := l_{i,t}(\pi_{i,t}(\theta, \phi))$ , where  $\pi_{i,t}(\theta, \phi) := X_{it}'(\theta + \alpha_i + \gamma_t)$  is the linear index. Here  $\partial_\phi \pi_{i,t}(\theta, \phi)$  is high-dimensional but can be calculated easily, because  $\pi_{i,t}(\theta, \phi)$  is only linear. The more complex component  $\partial_{\pi_{i,t}} l_{i,t}(\cdot)$  is only scalars and, therefore, can be calculated affordably, even with numerical differentiation. The complexity of this only grows with the number of linear indices, but not the dimension of  $\phi$ .*

Intuitively, by adding back  $\hat{B}_\alpha(\theta)$  and  $\hat{B}_\gamma(\theta)$ ,  $L(\theta)$  serves as an approximation to the infeasible IPP-free likelihood  $l(\theta)$  with rate  $o_{\mathbb{P}}(1/\sqrt{NT})$ . Denote  $\phi(\theta) := D'\psi(\theta)$ , which is the “unparameterized” counterpart of  $\psi(\theta)$ . We impose the following assumption and state this result formally in Theorem 1 below.

### Assumption 1

- (i) Suppose  $N/T \rightarrow \kappa$  for some  $0 < \kappa < \infty$  as  $N, T \rightarrow \infty$ .
- (ii) Let  $\Theta$  be a compact subset of  $\mathbb{R}^K$  with  $\theta_0$  in its interior and  $\Phi$  be a compact subset of  $\mathbb{R}^{(N+T)K}$ . For each  $\theta \in \Theta$ ,  $\Phi$  contains both  $\hat{\phi}(\theta)$  and  $\phi(\theta)$  in its interior.  $l_{i,t}(\theta, \phi)$  is three-time continuously differentiable w.r.t. to  $\phi \in \Phi$ . There exists a function  $g(w_{it})$ ,  $w_{it} = (Y_{it}, X'_{it})'$ , independent of  $\theta$  and  $\phi$ , such that

$$\sup_{\theta \in \Theta} \sup_{\phi \in \Phi} |\partial_{\phi_1 \dots \phi_S} l_{i,t}(\theta, \phi)| < g(w_{it}),$$

where  $\phi_s$  represents any element of  $\phi$  and  $S \in \{0, 1, 2, 3\}$  ( $S = 0$  is understood as not taking derivatives), and

$$\sup_{N, T} \max_{1 \leq i \leq N, 1 \leq t \leq T} \mathbb{E}_\phi \{[g(w_{it})]^\eta\} < \infty$$

for some  $\eta > 2$ , where  $\mathbb{E}_\phi$  denotes the conditional expectation w.r.t. the joint distribution of  $w_{it}$ , given the heterogeneous effects  $\phi^0$ .

- (iii) For each  $k = 1, \dots, K$ ,  $\sum_{i=1}^N \alpha_{k,i}^0 = \sum_{t=1}^T \gamma_{k,t}^0 = 0$ , where  $\alpha_{k,i}^0$  and  $\gamma_{k,t}^0$  are the  $k$ -th component of  $\alpha_i^0$  and  $\gamma_t^0$ , respectively.
- (iv) For each  $\theta \in \Theta$ ,  $\mathbb{P}[l(\theta, \psi) \neq l(\theta, \psi(\theta))] > 0$  for every  $\psi$  such that  $D'\psi \in \Phi$  and  $\psi \neq \psi(\theta)$ .
- (v) Conditional on  $\phi^0$ ,  $\{w_{it}\}$  are independent across  $i$  and conditionally strong mixing with mixing coefficient

$$a_i(m) := \sup_{t \geq 1} \sup_{A \in \mathcal{A}_{it}, B \in \mathcal{B}_{it+m}} |\mathbb{P}(A \cap B | \phi^0) - \mathbb{P}(A | \phi^0) \mathbb{P}(B | \phi^0)|$$

such that, for  $\eta > 2$  as above,

$$\sup_N \max_{1 \leq i \leq N} \sum_{m=0}^{\infty} [a_i(m)]^{1-2/\eta} < \infty,$$

where  $\mathcal{A}_{it}$  and  $\mathcal{B}_{it}$  are the  $\sigma$ -algebras generated by  $\{w_{is} : 1 \leq s \leq t\}$  and  $\{w_{is} : t \leq s \leq T\}$ , respectively.

- (vi) The matrix  $\sqrt{NT} \mathbb{E}[H(\theta)]$  has eigenvalues  $\lambda_p(\theta)$  for  $p = 1, \dots, (N+T-2)K$  which satisfy

$$\sup_{N > N_0, T > T_0} \max_{1 \leq p \leq (N+T-2)K} \sup_{\theta \in \Theta} \lambda_p(\theta) < 0$$

a.s. for some integers  $N_0$  and  $T_0$ .

**Theorem 1** Under Assumption 1 and for some  $\tau \rightarrow \infty$  such that  $\tau/T \rightarrow 0$ , we have

$$L(\theta) - l(\theta) = o_{\mathbb{P}}(1/\sqrt{NT}),$$

uniformly over  $\theta \in \Theta$  as  $N, T \rightarrow \infty$ , where  $L(\theta)$  is the corrected likelihood defined in Equation (3.3).

Using the corrected likelihood  $L(\theta)$ , we may obtain the corrected estimator of  $\theta_0$  as

$$\hat{\theta}_L := \arg \max_{\theta} L(\theta).$$

Intuitively, since  $L(\theta)$  approximates  $l(\theta)$  with an error negligible relative to  $1/\sqrt{NT}$ , the estimator  $\hat{\theta}_L$  inherits this rate and is consistent and asymptotically normal with mean zero under  $N/T \rightarrow \kappa$  as  $N, T \rightarrow \infty$ . In particular,

$$\sqrt{NT}[-\mathbb{E}\nabla_{\theta\theta'}l(\theta_0)]^{1/2}(\hat{\theta}_L - \theta_0) \xrightarrow{\mathbb{D}} \mathcal{N}(0, \mathbb{I}_K), \quad (3.7)$$

where  $\mathcal{N}(\mu, \Sigma)$  stands for the normal distribution with mean  $\mu$  and covariance matrix  $\Sigma$ ,  $\nabla_{\theta\theta'}$  denotes the second total derivative w.r.t. to  $\theta$ . Note that the result in (3.7) makes use of the information matrix equality to simplify the presentation. We refer the reader to, e.g., [White \(1982\)](#) when such an equality does not hold.

For hypothesis testing procedures, we consider a generic null hypothesis  $H_0 : R(\theta_0) = 0$ , where  $R(\theta)$  is a known  $r \times 1$  ( $r \leq K$ ) vector-valued non-random function with Jacobian  $J(\theta) := \partial_{\theta'} R(\theta)$  satisfying  $\text{rank}[J(\theta)] = r$ . The LR ( $\hat{\xi}_{LR}$ ), LM ( $\hat{\xi}_{LM}$ ), and Wald ( $\hat{\xi}_{Wald}$ ) test statistics can be constructed as

$$\begin{aligned} \hat{\xi}_{LR} &:= -2NT\{L(\hat{\theta}_R) - L(\hat{\theta}_L)\}, \\ \hat{\xi}_{LM} &:= -NT\{\nabla_{\theta'} L(\hat{\theta}_R)[\nabla_{\theta\theta'} L(\hat{\theta}_R)]^{-1} \nabla_{\theta} L(\hat{\theta}_R)\}, \\ \hat{\xi}_{Wald} &:= -NT\{R'(\hat{\theta}_L)[J(\hat{\theta}_L)[\nabla_{\theta\theta'} L(\hat{\theta}_L)]^{-1} J'(\hat{\theta}_L)]^{-1} R(\hat{\theta}_L)\}, \end{aligned}$$

where  $\nabla_{\theta}$  denotes the first total derivative w.r.t. to  $\theta$ , and  $\hat{\theta}_R := \arg \max_{\theta} L(\theta)$  subject to  $R(\theta) = 0$ . The same argument above intuitively indicates that

$$\hat{\xi}_{LR}, \hat{\xi}_{LM}, \hat{\xi}_{Wald} \xrightarrow{\mathbb{D}} \chi^2(r), \quad (3.8)$$

under  $H_0$  as  $N, T \rightarrow \infty$ , where  $\chi^2(r)$  is the  $\chi^2$ -distribution with degrees of freedom  $r$ .

## 4 Simulation

In this section, we present a simulation study. We consider dynamic binary response models specified according to the data-generating process (Design 1):

$$Y_{it} = \mathbb{1}\{\rho_0 Y_{it-1} + (\beta_0 + \alpha_{1,i}^0 + \gamma_{1,t}^0) Z_{it} + \alpha_{2,i}^0 + \gamma_{2,t}^0 + \varepsilon_{it} > 0\}, \quad (4.1)$$

where the regressor vector is  $X_{it} = (Y_{it-1}, Z_{it})'$  ( $Z_{it}$  is described below); the parameter of interests is  $\theta_0 = (\rho_0, \beta_0)' = (0.5, 0.5)'$ ;  $\varepsilon_{it}$  is standard normal (for the probit model) or standard logistic (for the logit model), independent and identically distributed (i.i.d.) over  $(i, t)$  and independent from the regressor  $Z_{it}$ ; for  $k = 1, 2$ ,  $\{\alpha_{k,i}^0, \gamma_{k,t}^0\} \sim \mathcal{N}(0, 0.04)$  and are demeaned<sup>3</sup> after being generated; the regressor  $Z_{it} \sim \mathcal{N}((\alpha_{1,i}^0 + \alpha_{2,i}^0 + \gamma_{1,t}^0 + \gamma_{2,t}^0)/2, 1)$  i.i.d. over  $(i, t)$ ; and the

<sup>3</sup>During the estimation, we do not normalize the individual-effect parameters, because the model only contains fixed effects in the intercept.

initial value  $Y_{i0} = \mathbf{1}\{(\beta_0 + \alpha_{1,i}^0)Z_{i0} + \alpha_{2,i}^0 + \varepsilon_{i0} > 0\}$  with  $Z_{i0} \sim \mathcal{N}((\alpha_{1,i}^0 + \alpha_{2,i}^0)/2, 1)$  i.i.d. over  $(i, t)$ . We also simulate a static version of (4.1), where everything is the same, except that we set  $\rho_0 = 0$  (hence  $\theta_0 = \beta_0$ ) and remove  $Y_{it-1}$  from the regressors of estimated model. We consider  $(N, T) \in \{(30, 30), (60, 60), (90, 90)\}$  and run 1000 replications, comparing respectively the MLEs  $\hat{\rho}$  and  $\hat{\beta}$  (of  $\rho_0$  and  $\beta_0$  respectively); the corrected estimators  $\hat{\rho}_L^{(\tau)}$  and  $\hat{\beta}_L^{(\tau)}$  (for dynamic models, setting  $\tau \in \{1, 2\}$ ), or  $\hat{\rho}_L$  and  $\hat{\beta}_L$  (for static models, setting  $\tau = 0$ ); the split-panel jackknife estimators  $\hat{\rho}_J$  and  $\hat{\beta}_J$  of Cruz-Gonzalez et al. (2017); and the bootstrap-corrected estimators  $\hat{\rho}_B$  and  $\hat{\beta}_B$  of Higgins and Jochmans (2024), with 499 repetitions. We also compare the empirical sizes and powers, at the 5% level, of the LR tests based on the uncorrected likelihood  $\hat{l}(\theta)$  (reporting size only), on the corrected likelihood  $L(\theta)$  with  $\tau = 1$  (for dynamic models) or  $\tau = 0$  (for static model), and on the bootstrap. For the powers, the null hypotheses are  $H_0 : \theta_0 = (0.5, 0.5)' + \delta$  for  $\delta \in \{\pm 0.2, \pm 0.1\}$ .

Summarizing important insights in Tables 1 and 2, our findings are as follows.

1. The MLEs  $\hat{\beta}$  and  $\hat{\rho}$  may exhibit significant bias, especially when the sample size is small. Our procedure reduces the bias considerably without inflating the RMSE, even at  $(N, T) = (30, 30)$ .
2. Our corrected estimators show smaller biases than the jackknife and the bootstrap for  $\beta$  when the sample size is small. The biases of all candidate estimators, except the MLEs, become similar as the sample size increases. For  $(N, T) = (30, 30)$ , the jackknife estimators may show larger biases than the MLEs for structural parameters associated with two-way heterogeneities. We discuss the possible cause in Section G of the supplementary appendix.
3. The LR test based on  $\hat{l}(\theta)$  has severe size-distortions even with  $(N, T) = (90, 90)$ . On the contrary, the LR test based on our  $L(\theta)$  is able to deliver an empirical size close to the nominal level of 5% as the sample size increases, maintaining relatively strong powers. For small sample sizes,  $L(\theta)$  reduces the type-I error risk considerably. The empirical sizes from the bootstrap are close to the nominal level with small sample sizes. However, the powers are relatively low, especially near the true null hypothesis.

Table 1: Comparisons of Uncorrected and Corrected Logit Estimates, Design 1

$(N, T)$	(30, 30)		(60, 60)		(90, 90)	
	Bias	RMSE	Bias	RMSE	Bias	RMSE
Static Logit Model						
$\hat{\beta}$	0.165	0.197	0.073	0.086	0.045	0.053
$\hat{\beta}_L$	0.055	0.106	0.015	0.044	0.006	0.027
$\hat{\beta}_J$	-0.776	1.716	-0.022	0.049	-0.008	0.028
$\hat{\beta}_B$	-0.069	0.098	-0.008	0.040	-0.004	0.026
Dynamic Logit Model						
$\hat{\beta}$	0.170	0.210	0.072	0.087	0.046	0.054
$\hat{\beta}_L^{(1)}$	0.061	0.120	0.016	0.046	0.007	0.027
$\hat{\beta}_L^{(2)}$	0.063	0.122	0.017	0.046	0.007	0.027
$\hat{\beta}_J$	-1.014	2.120	-0.029	0.111	-0.009	0.029
$\hat{\beta}_B$	-0.079	0.110	-0.010	0.042	-0.004	0.026
$\hat{\rho}$	-0.109	0.209	-0.051	0.097	-0.030	0.059
$\hat{\rho}_L^{(1)}$	-0.047	0.165	-0.018	0.079	-0.007	0.049
$\hat{\rho}_L^{(2)}$	-0.042	0.168	-0.013	0.079	-0.003	0.049
$\hat{\rho}_J$	0.010	0.177	0.002	0.081	0.003	0.051
$\hat{\rho}_B$	0.009	0.153	0.000	0.077	0.003	0.049

Table 2: Empirical Size and Power from LR Test for Logit Model, Design 1

$(N, T)$	Uncorrected	Size	Bootstrap	Power at $\delta$ (Analytical)				Power at $\delta$ (Bootstrap)			
		Analytical		-0.2	-0.1	0.1	0.2	-0.2	-0.1	0.1	0.2
Static Logit Model											
(30, 30)	38	13	0	88	48	12	45	53	12	0	0
(60, 60)	40	8	2	100	85	59	99	99	74	0	32
(90, 90)	38	5	3	100	98	95	100	100	98	9	97
Dynamic Logit Model											
(30, 30)	37	13	1	84	42	19	55	42	8	1	4
(60, 60)	36	10	3	100	79	64	99	99	65	7	68
(90, 90)	33	6	3	100	98	95	100	100	96	34	99

In Section D.1 of the supplementary appendix, we report the empirical sizes and powers from the LM and the Wald test, which are similar to the LR here. We also report results from the probit model in Section D.1. In Table D.6, we present simulation results for  $(N, T) = (90, 10)$  showing the performance of our approach for very small  $T$ . Second, we present additional simulation results in Section D.2 of the supplementary appendix for models with heterogeneous autoregressive coefficient. Next, in Section D.3 of the supplementary appendix, we present results from an alternative design (Design 2), where the biases of the MLEs are larger. Our bias correction procedure is effective under both Designs 1 and 2. In Section D.4 of the supplementary appendix, we simulate a dynamic panel probit model with additive two-way fixed effects in the intercept, under Design 1 of Fernández-Val and Weidner (2016). Finally, in Section F of the supplementary appendix, we present some additional discussion and simulation results regarding the average partial effects.

## 5 Empirical Analysis

In this section we apply our likelihood-based bias correction method to examining the determinants of the labor force participation (LFP) decision of single mothers. In particular, we look at the impact of the number of children on the decision of the mother to engage in paid employment.

An extensive literature in labor economics has studied the labor supply decisions of married women (Killingsworth and Heckman, 1986; Angrist and Evans, 1998; Blau and Kahn, 2007). These studies have uncovered the impacts of a variety of economic variables, including female market wage and husband income (Mincer, 1962), education (Heath and Jayachandran, 2018), childcare costs (Connelly, 1992), the cost of home technology (Greenwood et al., 2016), and culture norms (Fernández, 2013). Among these variables, the number of children consistently emerges as one of the most important determinants of female labor supply (Nakamura and Nakamura, 1992). This is unsurprising since women continue to bear a disproportionate share of childrearing responsibilities (Aguero and Marks, 2008).

In contrast to the substantial body of research on the labor supply behavior of married women, the labor supply decisions of single mothers have received relatively limited attention, with only a few exceptions (Kimmel, 1998; Blundell et al., 2016). Single mothers, however, face distinctive challenges when it comes to balancing work and childrearing responsibilities due to the absence of a second earner in the household. Moreover, their employment decisions may have a more pronounced impact on their children’s well-being compared to the decisions of married women and should thus be of great importance to economists and policymakers.

To study the labor supply decisions of single mothers, we compile a dataset from waves 20–30 of the Panel Study of Income Dynamics (PSID), which span the period of 1987 to 1997. Our sample includes only single mothers, defined as unmarried female household heads with at least one child. The dependent variable is labor force participation status, defined as whether the individual worked any hours during the interview year. Our main explanatory variable is the number of children under 18 in the household. Following Dhaene and Jochmans (2015), we focus on the *informative sample* of individuals aged 18–60 whose current and lagged LFP status each changed at least once during the period. This restriction ensures within-individual variation in both variables, which is necessary for identification of the dynamic model. After applying this criterion, the estimation sample comprises  $N = 86$  single mothers observed for  $T = 10$  consecutive years (1987–1996), with lagged participation status measured from 1986 to 1995. Further details on data construction are provided in Section E of the supplementary appendix. On average, 28 percent of these individuals switched into or out of the labor force in a given year (Figure E.1–E.2). Table E.1 reports the summary statistics.

Let  $Y_{it} \in \{0, 1\}$  denote the labor-force-participation status of single mother  $i$  in year  $t$ , and let  $X_{it}$  denote her number of children. To assess the impact of fertility on labor supply, we estimate the following dynamic probit models:

$$Y_{it} = \mathbf{1}\{\rho Y_{i,t-1} + \beta X_{it} + c_i + \tau_t + \varepsilon_{it} > 0\}, \quad (5.1)$$

$$Y_{it} = \mathbf{1}\{(\rho + \zeta_i + \eta_t)Y_{i,t-1} + (\beta + \alpha_i + \gamma_t)X_{it} + c_i + \tau_t + \varepsilon_{it} > 0\}, \quad (5.2)$$

where  $\varepsilon_{it}$  follows the standard normal distribution, and  $\sum_i c_i = \sum_i \zeta_i = \sum_i \alpha_i = \sum_t \eta_t = \sum_t \gamma_t = 0$ . Model (5.1) is the dynamic homogeneous-slope model, which includes two-way fixed effects in the intercept. Model (5.2) is the dynamic heterogeneous-slope model, which extends the specification by allowing the slope coefficients—that is, the coefficients on both the lagged dependent variable and the number of children—to vary across individuals and over time:  $\rho_{it} = \rho + \zeta_i + \eta_t$  and  $\beta_{it} = \beta + \alpha_i + \gamma_t$ . The parameter  $\beta_{it}$  measures the heterogeneous impact of the number of children

on a mother’s latent propensity to work, while  $\rho_{it}$  captures heterogeneous state dependence in labor force participation. Model (5.2) nests Model (5.1) as a special case when  $\rho_{it}$  and  $\beta_{it}$  are constant across  $i$  and  $t$ .

As discussed in Section 1, when the true effect of  $X_{it}$  on the outcome,  $\beta_{it}$ , varies across the population, it is important to account for its potential correlation with  $X_{it}$ . In practice, such correlation often arises from self-selection. For instance, single mothers who choose to have more children might be those with greater financial resources or better access to childcare, such that their labor supply is less affected by additional children. Alternatively, correlation between  $\beta_{it}$  and  $X_{it}$  may stem from common time trends: over time, fertility rates declined while concurrent factors such as rising childcare and schooling costs, advances in home technology, and evolving welfare policies (e.g., child tax credits) altered the effect of each additional child on their mother’s LFP. In both scenarios, Model (5.2) is the appropriate specification. It controls for unobserved heterogeneity in  $\beta_{it}$  by incorporating individual and time fixed effects into the slope and allowing them to correlate with  $X_{it}$ . Controlling for heterogeneous state dependence further improves robustness by allowing the persistence of labor-force participation to differ across individuals and periods, capturing additional sources of dynamic heterogeneity.

Given our small sample size, direct estimation of both models could suffer from severe incidental parameter problems, which we address using our bias correction procedure. Table 3 presents the estimation results. Panel A reports results for Model (5.1) under the homogeneous slope assumption. For each parameter, we provide the MLE and bias-corrected estimates, along with their standard errors. Examining the bias-corrected estimates, we observe that an increase in the number of children appears to reduce a single mother’s likelihood of labor force participation, while past LFP status strongly predicts current LFP. However, this relationship shifts dramatically once we account for slope heterogeneity. Panel B presents the results for Model (5.2), allowing for heterogeneous slopes. Here, the bias-corrected estimates reveal a positive average impact of additional children on a mother’s labor supply: each additional child increases the latent propensity to participate in the labor force by 0.436, which corresponds to an average increase of about 7 percent in the probability of employment. This indicates that, on average, single mothers with more children are more likely to work, likely driven by the increased financial demands of supporting multiple children independently. Additionally, unlike the homogeneous-slope model, the serial correlation in labor-force participation remains statistically significant but diminishes in magnitude, suggesting that what appears to be strong state dependence in the homogeneous model partly reflects unobserved heterogeneity in individuals’ persistence of employment rather than uniform structural dynamics. Together, these findings underscore the importance of controlling for unobserved slope heterogeneity, as failing to do so can lead to substantially different conclusions.

In addition to highlighting the difference between homogeneous and heterogeneous slope models, Table 3 demonstrates the importance of bias-correction in estimating dynamic nonlinear panel data models. Examining the results in Panel B, we observe that the MLE overestimates the impact of the number of children while underestimating the degree of serial correlation in LFP. Bias correction results in a 38 percent lower estimate of the former and a 32 percent higher estimate of the latter.

Finally, in Figure 2a, we plot the distributions of the estimated individual effects  $\alpha_i$  and time effects  $\gamma_t$  from Model (5.2), with corresponding summary statistics reported in Table E.2 (supplementary appendix).<sup>4</sup> These estimates reveal substantial heterogeneity in the effect of children on single mothers’ labor force participation both across individuals and over time. Figure 2b illustrates

---

<sup>4</sup>We acknowledge that the estimated densities of  $\alpha_i$  and  $\gamma_t$  may themselves be affected by the incidental-parameter problem; see Okui and Yanagi (2020).



the temporal evolution of the slope coefficients  $\beta_{it}$ , constructed as the sum of the bias-corrected average effect  $\beta$  and the estimated individual and time effects  $\alpha_i$  and  $\gamma_t$ . The median of  $\beta_{it}$  rises steadily from 1987 to 1994—implying an increasingly positive labor-supply response to additional children—before declining modestly thereafter. The interquartile and decile bands remain wide throughout, highlighting persistent dispersion across individuals. Together, these results reinforce the importance of accounting for both individual and temporal variations in slope coefficients, as the labor supply effects of children can vary significantly based on unobserved factors unique to each mother and time period.

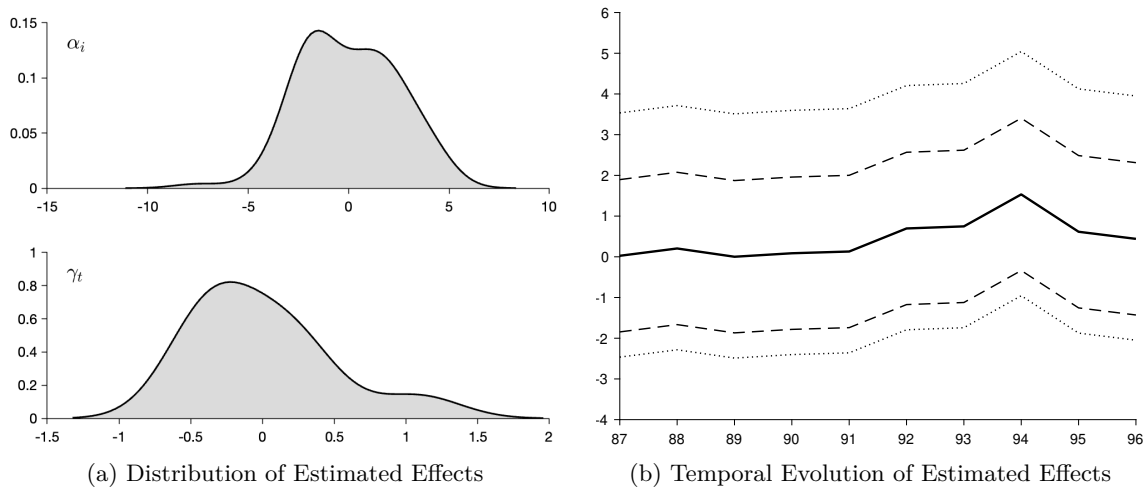
In conclusion, our analysis demonstrates the efficacy of our likelihood-based bias correction method for estimating dynamic nonlinear models of labor supply with multi-dimensional heterogeneities. We show the importance of controlling for unobserved slope heterogeneity when it may correlate with regressors and the value of panel data models that accommodate two-way fixed effects in both the intercept and the slope. Our findings reveal that the number of children has, on average, a positive influence on a single mother’s labor force participation, but such effect is highly heterogeneous across individuals and time periods. This heterogeneity underscores the complex nature of labor supply decisions and the unique challenges each single mother faces in balancing work and childrearing responsibilities.

Table 3: Single Mother Labor Force Participation: Estimation Results

	Number of Children		Lagged Participation	
	Uncorrected	Corrected	Uncorrected	Corrected
<i>Panel A. Homogeneous Slope</i>				
Model parameter	-0.923 (0.232)	-0.851 (0.228)	0.589 (0.108)	0.540 (0.107)
<i>Panel B. Heterogeneous Slope</i>				
Model parameter	0.704 (0.141)	0.436 (0.144)	0.191 (0.106)	0.253 (0.105)

*Notes:* Standard errors in parentheses. Panel A reports the estimation results of the dynamic homogeneous-slope model. Panel B reports the estimation results of the dynamic heterogeneous-slope model. The “uncorrected” and the “corrected” columns show respectively the MLE and the bias-corrected parameter estimates. Data source: PSID 1987–1997.

Figure 2: Estimated Heterogeneous Effects of Children on Single Mother Labor Force Participation



*Notes:* Panel (a) shows the distributions of the estimated individual effects  $\alpha_i$  (top) and time effects  $\gamma_t$  (bottom) from the dynamic heterogeneous-slope model. Panel (b) plots the median (solid), interquartile range (25th–75th, dashed), and decile range (10th–90th, dotted) of the slope coefficients  $\beta_{it}$  over time. Each  $\beta_{it}$  is constructed as the sum of the bias-corrected average effect  $\beta$  and the estimated individual and time effects  $\alpha_i$  and  $\gamma_t$ .

## 6 Final Remarks

In this paper, we propose a likelihood-based analytical bias correction procedure for a general class of two-way dynamic nonlinear heterogeneous parameter models subject to the incidental parameter problem. We give the analytical form of a corrected likelihood and show that it delivers point estimators that are asymptotically unbiased and test statistics that are asymptotically  $\chi^2$ -distributed. Simulation studies and empirical analyses support our claims.

Several issues deserve further studies. First, we have not rigorously investigated the asymptotic properties of the average partial effects. Admittedly, average partial effect is very important, especially for nonlinear models. It is therefore worthwhile to formally establish its asymptotic theory. Second, there has been various fixed- $T$  consistent solutions for the logit model with fixed effects. However, to the best of our knowledge, we have not seen any such developments for the two-way heterogeneous parameter logit model. It could be useful to push such a development, because the logit model is widely used in many studies. Finally, certain micro panels tend to have a small  $T$ , in which case the higher-order bias terms may be non-negligible. For this reason, it may be potentially important to develop high-order bias correction approaches for two-way dynamic nonlinear heterogeneous parameter models.

## Acknowledgement

We would like to thank the editor Iván Fernández-Val and two anonymous referees for their valuable comments and suggestions. We would like to express our gratitude to comments and suggestions

from Geert Dhaene, Yanqin Fan, Jinyong Hahn, Chen Hsiao, Whitney Newey, and Jun Yu. Our research assistants Yuchi Liu and Xinrui Zhang helped us with various tasks. Yutao Sun is the sole corresponding author of this paper. All correspondence shall be sent to Yutao Sun. Leng’s research is partially supported by the National Natural Science Foundation of China (72573136), the Fujian Natural Science Foundation in China (2024J08013), and the Basic Scientific Center Project of National Natural Science Foundation of China (71988101). Mao acknowledges support from the NSFC Basic Science Center Project for Econometric Modeling and Economic Policy Studies (Grant No. 71988101). Sun acknowledges the support from the National Natural Science Foundation of China under Grant Number 72203032.

## Appendix

### A Technical Details

#### A.1 Model and Estimation

Our specification accommodates a general class of models that is not yet covered in the current literature. We use the next example to illustrate the generality of our settings.

**Example A.1 (heterogeneous parameter model)** *Consider a probit model with the data-generating process*

$$Y_{it} = \mathbb{1}\{\pi(X_{it}, \theta_0, \alpha_i^0, \gamma_t^0) + \varepsilon_{it} > 0\}, \quad (\text{A.1})$$

where  $\varepsilon_{it}$  is a standard normal random variable independent of  $X_{it}$ ,  $\theta_0$ ,  $\alpha_i^0$ , and  $\gamma_t^0$ . For arguments  $\theta$ ,  $\alpha_i$ , and  $\gamma_t$  of dimension  $K \times 1$ , we allow the linear index<sup>5</sup>  $\pi(X_{it}, \theta, \alpha_i, \gamma_t)$  to take the following general form:

$$\pi(X_{it}, \theta, \alpha_i, \gamma_t) = \sum_{k=1}^K (\theta_k + \alpha_{k,i} + \gamma_{k,t}) X_{k,it},$$

where  $X_{k,it}$ ,  $\theta_k$ ,  $\alpha_{k,i}$ , and  $\gamma_{k,t}$  are the  $k$ -th components of  $X_{it}$ ,  $\theta$ ,  $\alpha_i$ , and  $\gamma_t$ , respectively,  $k = 1, \dots, K$ . In addition, when  $X_{1,it} = 1$ , the data-generating process in (A.1) consists of the traditional individual- and time-effects in the intercept. When  $X_{k,it} = Y_{it-1}$  for some  $k$ , the data-generating process is dynamic because each  $Y_{it}$  depends on its past value.

Moreover, we also allow a subset of the coefficients to be homogeneous, thereby accommodating both heterogeneous and homogeneous parameters. For instance, when it is known that  $\alpha_{1,i}^0 = \gamma_{1,t}^0 = 0$ , the model can be estimated under constraints  $\alpha_{1,i} = \gamma_{1,t} = 0$  for all  $(i, t)$ . In this case, the linear index is effectively

$$\pi(X_{it}, \theta, \alpha_i, \gamma_t) = \theta_1 X_{1,it} + \sum_{k=2}^K (\theta_k + \alpha_{k,i} + \gamma_{k,t}) X_{k,it},$$

where  $X_{1,it}$  is associated with a “homogeneous parameter”  $\theta_1$  while all other  $X_{k,it}$  ( $k = 2, \dots, K$ ) are associated with heterogeneous parameters  $(\theta_k + \alpha_{k,i} + \gamma_{k,t})$ . In a similar fashion, our approach

---

<sup>5</sup>We use a model with a linear index solely for the purpose of illustration. Our method applies to general models. One example is the modified Neyman-Scott model in Example A.3.

also applies to, e.g.,

$$\pi(X_{it}, \theta, \alpha_i, \gamma_t) = (\alpha_{1,i} + \gamma_{1,t})X_{1,it} + \sum_{k=2}^K (\theta_k + \alpha_{k,i} + \gamma_{k,t})X_{k,it},$$

with the constraint  $\theta_1 = 0$ . Other variants of  $\pi(X_{it}, \theta, \alpha_i, \gamma_t)$  include:

$$\pi(X_{it}, \theta, \alpha_i, \gamma_t) = (\alpha_{1,i} + \gamma_{1,t}) + \theta_2 Y_{it-1} + \sum_{k=3}^K \theta_k X_{k,it}, \quad (\text{A.2})$$

$$\pi(X_{it}, \theta, \alpha_i, \gamma_t) = (\theta_1 + \alpha_{1,i} + \gamma_{1,t}) + \sum_{k=2}^K (\theta_k + \alpha_{k,i} + \gamma_{k,t})X_{k,it}, \quad (\text{A.3})$$

$$\begin{aligned} \pi(X_{it}, \theta, \alpha_i, \gamma_t) &= (\theta_1 + \alpha_{1,i} + \gamma_{1,t}) + (\theta_2 + \alpha_{2,i} + \gamma_{2,t})Y_{it-1} \\ &\quad + \sum_{k=3}^{K_1} (\theta_k + \alpha_{k,i} + \gamma_{k,t})X_{k,it} + \sum_{k=K_1+1}^K \theta_k X_{k,it} \end{aligned} \quad (\text{A.4})$$

for some  $3 \leq K_1 < K$ . To our knowledge, except (A.2) considered by [Fernández-Val and Weidner \(2016\)](#), none of the above specifications are fully addressed under nonlinear models with predetermined regressors. The specification in (A.3) is the same to [Keane and Neal \(2020\)](#) and [Lu and Su \(2023\)](#), except that they consider only the linear regression model. [Jochmans and Otsu \(2019\)](#) provide a bias correction technique for general nonlinear models with (A.3) only for strictly exogenous  $X_{k,it}$ . Currently, no methods are available for nonlinear models with (A.4).

The next example illustrates our reparameterization strategy.

**Example A.2 (reparameterization)** For some scalar structural parameter  $\mu_0$  of interests and  $K = 1$ , consider  $Y_{it} = \mu_0 + \alpha_i^0 + \gamma_t^0 + \varepsilon_{it}$  where  $\varepsilon_{it}$  is standard normal independent across both  $i$  and  $t$ , and independent of  $\alpha_i^0$  and  $\gamma_t^0$ . We restrict the variance of  $\varepsilon_{it}$  to be 1 because we use this example only to demonstrate the identification of  $\mu_0$ . In Example A.3 below, we indeed allow  $\varepsilon_{it}$  to have an unknown variance.

Conditioning on  $\phi^0$ , the original likelihood function is

$$\begin{aligned} \ell(\mu, \phi) &= -\frac{1}{2} \log(2\pi) - \frac{1}{NT} \sum_{i=1}^{N-1} \sum_{t=1}^{T-1} \frac{1}{2} (Y_{it} - \mu - \alpha_i - \gamma_t)^2 - \frac{1}{NT} \sum_{t=1}^{T-1} \frac{1}{2} (Y_{Nt} - \mu - \alpha_N - \gamma_t)^2 \\ &\quad - \frac{1}{NT} \sum_{i=1}^{N-1} \frac{1}{2} (Y_{iT} - \mu - \alpha_i - \gamma_T)^2 - \frac{1}{NT} \frac{1}{2} (Y_{NT} - \mu - \alpha_N - \gamma_T)^2. \end{aligned}$$

Setting  $\alpha_N = -\sum_{i=1}^{N-1} \alpha_i$  and  $\gamma_T = -\sum_{t=1}^{T-1} \gamma_t$ , the reparameterized likelihood is

$$\begin{aligned} l(\mu, \psi) &= -\frac{1}{2} \log(2\pi) - \frac{1}{NT} \sum_{i=1}^{N-1} \sum_{t=1}^{T-1} \frac{1}{2} (Y_{it} - \mu - \alpha_i - \gamma_t)^2 - \frac{1}{NT} \sum_{t=1}^{T-1} \frac{1}{2} \left( Y_{Nt} - \mu + \sum_{i=1}^{N-1} \alpha_i - \gamma_t \right)^2 \\ &\quad - \frac{1}{NT} \sum_{i=1}^{N-1} \frac{1}{2} \left( Y_{iT} - \mu - \alpha_i + \sum_{t=1}^{T-1} \gamma_t \right)^2 - \frac{1}{NT} \frac{1}{2} \left( Y_{NT} - \mu + \sum_{i=1}^{N-1} \alpha_i + \sum_{t=1}^{T-1} \gamma_t \right)^2. \end{aligned}$$

Calculating the first derivative of  $l(\mu, \psi)$  w.r.t.  $\alpha_i$ , we have

$$\partial_{\alpha_i} l(\mu, \psi) = \frac{1}{NT} \sum_{t=1}^T (Y_{it} - \mu - \alpha_i) - \frac{1}{NT} \sum_{t=1}^T \left( Y_{Nt} - \mu + \sum_{i=1}^{N-1} \alpha_i \right)$$

for every  $i = 1, \dots, N-1$ . Equating  $\partial_{\alpha_i} l(\mu, \psi) = 0$ , we obtain

$$\alpha_i = \frac{1}{T} \sum_{t=1}^T Y_{it} - \frac{1}{T} \sum_{t=1}^T Y_{Nt} - \sum_{i=1}^{N-1} \alpha_i. \quad (\text{A.5})$$

Notice that (A.5) is independent of  $\mu$  and all  $\gamma_t$ . Now, sum (A.5) over  $i = 1, \dots, N-1$ , we obtain

$$\sum_{i=1}^{N-1} \alpha_i = \frac{1}{NT} \sum_{i=1}^N \sum_{t=1}^T Y_{it} - \frac{1}{T} \sum_{t=1}^T Y_{Nt}. \quad (\text{A.6})$$

Combining (A.5) and (A.6), it follows that

$$\hat{\alpha}_i = \frac{1}{T} \sum_{t=1}^T Y_{it} - \frac{1}{NT} \sum_{i=1}^N \sum_{t=1}^T Y_{it}, \quad i = 1, \dots, N-1.$$

It can be calculated in the same way that

$$\hat{\gamma}_t = \frac{1}{N} \sum_{i=1}^N Y_{it} - \frac{1}{NT} \sum_{i=1}^N \sum_{t=1}^T Y_{it}, \quad t = 1, \dots, T-1.$$

Subsequently,

$$\hat{\mu} = \frac{1}{NT} \sum_{i=1}^N \sum_{t=1}^T Y_{it}. \quad (\text{A.7})$$

In this simple example,  $\hat{\alpha}_i$  and  $\hat{\gamma}_t$  do not depend on  $\mu$ . This is generally not the case for complex models.

In addition, maximizing  $l(\mu, \psi)$  is identical to maximizing the original likelihood  $\ell(\mu, \phi)$  under constraints  $\sum_{i=1}^N \alpha_i = 0$  and  $\sum_{t=1}^T \gamma_t = 0$ . Specifically, it can be verified that the Lagrangian  $\ell(\mu, \phi) + \lambda^\alpha \sum_{i=1}^N \alpha_i + \lambda^\gamma \sum_{t=1}^T \gamma_t$ , where  $\lambda^\alpha$  and  $\lambda^\gamma$  are the two Lagrange-multipliers, delivers upon maximization the same  $\hat{\alpha}_i$  and  $\hat{\gamma}_t$  for  $i = 1, \dots, N-1$  and  $t = 1, \dots, T$ , respectively. For  $\hat{\alpha}_N$  and  $\hat{\gamma}_T$ , the Lagrangian produces

$$\hat{\alpha}_N = \frac{1}{T} \sum_{t=1}^T Y_{Nt} - \frac{1}{NT} \sum_{i=1}^N \sum_{t=1}^T Y_{it}, \quad \hat{\gamma}_T = \frac{1}{N} \sum_{i=1}^N Y_{iT} - \frac{1}{NT} \sum_{i=1}^N \sum_{t=1}^T Y_{it}.$$

Indeed,  $\hat{\alpha}_N = -\sum_{i=1}^{N-1} \hat{\alpha}_i$  as in Equation (A.6), and it can be verified that  $\hat{\gamma}_T = -\sum_{t=1}^{T-1} \hat{\gamma}_t$  as well.

## A.2 Incidental Parameter Problem

In this section, we give additional technical details about our discussion in Section 2.2. We start by giving the following remark on our definition of  $\mathbb{E}$ .

**Remark A.1 (expectation)** Our definition of  $\mathbb{E}$  depends on the model specification and is the same to [Arellano and Bonhomme \(2009\)](#) and [Fernández-Val and Weidner \(2016\)](#). Consider the frequently used autoregressive model with  $X_{it} = (Y_{it-1}, Z'_{it})'$  for some strictly exogenous regressor  $Z_{it}$ . It is common that, for each  $i = 1, \dots, N$ , the density of  $Y_{i1}$  is missing and (2.2) becomes a conditional likelihood as in Chapter 5 of [Hamilton \(1994\)](#). In this case, the expectation is taken w.r.t.  $f_{Y_{i2}, \dots, Y_{iT}}(\cdot | Y_{i1}, Z_{i1}, \dots, Z_{iT}, \phi^0; \theta_0)$ , which is the density of only  $Y_{i2}, \dots, Y_{iT}$ , conditional on the initial value  $Y_{i1}$ , strictly exogenous regressors  $Z_{i1}, \dots, Z_{iT}$ , and the unobserved effects  $\phi^0$ . However, when the density of  $Y_{i1}$  is indeed specified, so that (2.2) is an exact likelihood, the expectation is taken w.r.t.  $f_{Y_{i1}, \dots, Y_{iT}}(\cdot | Z_{i1}, \dots, Z_{iT}, \phi^0; \theta_0)$ , which is the joint density of all  $Y_{i1}, \dots, Y_{iT}$ , conditioning on the strictly exogenous regressors  $Z_{i1}, \dots, Z_{iT}$  and the unobserved effects  $\phi^0$  only.

Next, the exact expressions of the remainders are as follows:

$$r(\theta) := \frac{1}{2} (r^s(\theta, a))' [H(\theta)]^{-1} r^s(\theta, a) + r^l(\theta, a_0), \quad (\text{A.8})$$

$$r^s(\theta) := r^s(\theta, a) := \left( r^s_{\psi_1}(\theta, a_1), \dots, r^s_{\psi_{(N+T-2)K}}(\theta, a_{(N+T-2)K}) \right)', \quad (\text{A.9})$$

$$r^l(\theta) := r^l(\theta, a_0) := \frac{1}{3} \left( \hat{\psi}(\theta) - \psi(\theta) \right)' r^s(\theta, a_0 \times \iota_{(N+T-2)K}), \quad (\text{A.10})$$

for some  $a_0 \in (0, 1)$ , where<sup>6</sup>

$$\begin{aligned} r^s_{\psi_j}(\theta, a_j) &:= \frac{1}{2} \left( \hat{\psi}(\theta) - \psi(\theta) \right)' G_{\psi_j}(\theta, a_j) \left( \hat{\psi}(\theta) - \psi(\theta) \right), \\ G_{\psi_j}(\theta, a_j) &:= \partial_{\psi_j} H(\theta, a_j \hat{\psi}(\theta) + (1 - a_j) \psi(\theta)) \end{aligned}$$

with  $a := (a_1, \dots, a_{(N+T-2)K})'$  for each  $a_j \in (0, 1)$ ;  $\psi_j$  denotes the  $j$ -th component of  $\psi$ ; and  $G_{\psi_j}(\theta, a_j)$  is the derivative of each element of  $H(\theta, \psi)$  with respect to  $\psi_j$ , evaluated at the point  $a_j \hat{\psi}(\theta) + (1 - a_j) \psi(\theta)$ . In Lemma C.3, we state that  $\mathbb{E}r(\theta)$  is  $O(1/(NT))$  uniformly in  $\theta$  and give the proof thereof.

Using Example A.3 below, we work out the explicitly bias of the likelihood and the estimator for a modified Neyman-Scott model, where  $Y_{it}|\phi^0$  follows a normal distribution with a homogeneous variance but heterogeneous means.

**Example A.3 (heterogeneous mean model)** Following the same setting in Example A.2 but let  $\varepsilon_{it}$  be normal with mean 0 and variance  $\sigma_0 > 0$ . In the current example,  $\theta_0 = (\mu_0, \sigma_0)'$  is the structural parameter of interests. This example is a modified version of [Neyman and Scott \(1948\)](#) and is similar to [Fernández-Val and Weidner \(2016\)](#), except that the mean of  $Y_{it}$  is  $\theta_0 + \alpha_i^0 + \gamma_t^0$ , conditional on  $\phi^0$ .

Define<sup>7</sup>  $\tilde{Y}_{it} := Y_{it} - \mathbb{E}Y_{it}$ . Following the same steps in Example A.2, we can derive

$$\hat{\alpha}_i - \alpha_i^0 = \frac{1}{T} \sum_{t=1}^T \tilde{Y}_{it} - \frac{1}{NT} \sum_{i=1}^N \sum_{t=1}^T \tilde{Y}_{it}, \quad i = 1, \dots, N-1,$$

<sup>6</sup>[Feng et al. \(2014\)](#) point out that the expansion in (2.6) needs to be done component-by-component. This leads to a different  $a_j$  for each component of  $r^s(\theta, a)$ .

<sup>7</sup>In this simple example,  $\varepsilon_{it}$  is independent across both  $i$  and  $t$ . Therefore,  $\mathbb{E}$  is simply w.r.t. the normal density having mean  $\mu^0 + \alpha_i^0 + \gamma_t^0$  and variance  $\sigma^0$ .

$$\hat{\gamma}_t - \gamma_t^0 = \frac{1}{N} \sum_{i=1}^N \tilde{Y}_{it} - \frac{1}{NT} \sum_{i=1}^N \sum_{t=1}^T \tilde{Y}_{it}, \quad t = 1, \dots, T-1, \quad (\text{A.11})$$

where  $\alpha_i^0$  and  $\gamma_t^0$  can be obtained by maximizing  $\mathbb{E}l(\mu, \psi)$  in the same way. Denote additionally

$$\hat{\alpha}_N := - \sum_{i=1}^{N-1} \hat{\alpha}_i, \quad \alpha_N^0 := - \sum_{i=1}^{N-1} \alpha_i^0, \quad \hat{\gamma}_T := - \sum_{t=1}^{T-1} \hat{\gamma}_t, \quad \gamma_T^0 := - \sum_{t=1}^{T-1} \gamma_t^0.$$

It follows that

$$\hat{\alpha}_N - \alpha_N^0 = \frac{1}{T} \sum_{t=1}^T \tilde{Y}_{Nt} - \frac{1}{NT} \sum_{i=1}^N \sum_{t=1}^T \tilde{Y}_{it}, \quad \hat{\gamma}_T - \gamma_T^0 = \frac{1}{N} \sum_{i=1}^N \tilde{Y}_{iT} - \frac{1}{NT} \sum_{i=1}^N \sum_{t=1}^T \tilde{Y}_{it}. \quad (\text{A.12})$$

Now, for  $\psi^0 := (\alpha_1^0, \dots, \alpha_{N-1}^0, \gamma_1^0, \dots, \gamma_{T-1}^0)'$ ,  $\hat{\psi} := (\hat{\alpha}_1, \dots, \hat{\alpha}_{N-1}, \hat{\gamma}_1, \dots, \hat{\gamma}_{T-1})'$ , and  $Y_{it}(\mu) := Y_{it} - \mu - \alpha_i^0 - \gamma_t^0$ , we can calculate

$$\begin{aligned} l(\theta, \hat{\psi}) - l(\theta, \psi^0) &= \frac{1}{\sigma} \frac{1}{NT} \sum_{i=1}^N \sum_{t=1}^T \left( Y_{it}(\mu) - \frac{1}{2}(\hat{\alpha}_i - \alpha_i^0) \right) (\hat{\alpha}_i - \alpha_i^0) \\ &\quad + \frac{1}{\sigma} \frac{1}{NT} \sum_{i=1}^N \sum_{t=1}^T \left( Y_{it}(\mu) - \frac{1}{2}(\hat{\gamma}_t - \gamma_t^0) \right) (\hat{\gamma}_t - \gamma_t^0), \end{aligned} \quad (\text{A.13})$$

where  $\theta = (\mu, \sigma)'$  with  $\sigma > 0$ . Substituting (A.11) and (A.12) into (A.13), we obtain, after some algebra,

$$\begin{aligned} l(\theta, \hat{\psi}) - l(\theta, \psi^0) &= \frac{1}{2\sigma} \frac{1}{NT^2} \sum_{i=1}^N \sum_{t=1}^T \sum_{s=1}^T \tilde{Y}_{it} \tilde{Y}_{is} + \frac{1}{2\sigma} \frac{1}{N^2 T} \sum_{i=1}^N \sum_{j=1}^N \sum_{t=1}^T \tilde{Y}_{it} \tilde{Y}_{jt} \\ &\quad - \frac{2}{\sigma} \frac{1}{NT} \sum_{i=1}^N \sum_{t=1}^T (\mu - \mu^0) \tilde{Y}_{it} + O_p(1/(NT)). \end{aligned}$$

Here,  $\mathbb{E}\tilde{Y}_{it} = 0$  by definition and  $\mathbb{E}\tilde{Y}_{it}\tilde{Y}_{js} = 0$ , for  $i \neq j$  or  $t \neq s$ , by independence. Therefore, calculating the expectation, we arrive at

$$\mathbb{E}[l(\theta, \hat{\psi}) - l(\theta, \psi^0)] = -B(\theta) + O(1/(NT)), \quad B(\theta) = - \left( \frac{1}{T} + \frac{1}{N} \right) \frac{\sigma^0}{2\sigma}.$$

The term  $B(\theta)$  is the IPP bias. Apparently,

$$\sqrt{NT}B(\theta) = - \left( \sqrt{\frac{N}{T}} + \sqrt{\frac{T}{N}} \right) \frac{\sigma^0}{2\sigma} \not\rightarrow 0$$

as  $N, T \rightarrow \infty$  and  $N/T \rightarrow \kappa$ . When  $N/T \rightarrow 0$  (or  $N/T \rightarrow \infty$ ),  $\sqrt{T/N} \rightarrow \infty$  (or  $\sqrt{N/T} \rightarrow \infty$ ) and  $\sqrt{NT}B(\theta)$  explodes.



The bias term  $B(\theta)$  causes the variance estimator to be biased. We illustrate this consequence here. Observe that

$$l(\theta, \hat{\psi}) = -\frac{1}{2} \log(2\pi) - \frac{1}{2} \log \sigma - \frac{1}{NT} \sum_{i=1}^N \sum_{t=1}^T \frac{1}{2\sigma} (Y_{it} - \mu - \hat{\alpha}_i - \hat{\gamma}_t)^2,$$

$$\partial_\sigma l(\theta, \hat{\psi}) = -\frac{1}{2\sigma} + \frac{1}{NT} \sum_{i=1}^N \sum_{t=1}^T \frac{1}{2\sigma^2} (Y_{it} - \mu - \hat{\alpha}_i - \hat{\gamma}_t)^2.$$

Following the same steps in Example A.2, we obtain exactly the same estimator of  $\mu_0$ ,  $\hat{\mu}$ , as in Equation (A.7); and it is independent of  $\sigma$ . Therefore, equating  $\partial_\sigma l(\theta, \hat{\psi}) = 0$ , substituting  $\mu$  with  $\hat{\mu}$ , and solving for  $\sigma$ , the estimator of  $\sigma^0$  is

$$\begin{aligned} \hat{\sigma} &= \frac{1}{NT} \sum_{i=1}^N \sum_{t=1}^T (Y_{it} - \hat{\mu} - \hat{\alpha}_i - \hat{\gamma}_t)^2 \\ &= \frac{1}{NT} \sum_{i=1}^N \sum_{t=1}^T [Y_{it} - \mu_0 - \alpha_i^0 - \gamma_t^0 - (\hat{\mu} - \mu_0) - (\hat{\alpha}_i - \alpha_i^0) - (\hat{\gamma}_t - \gamma_t^0)]^2, \end{aligned}$$

where it is not difficult to see

$$\hat{\mu} - \mu_0 = \frac{1}{NT} \sum_{i=1}^N \sum_{t=1}^T \tilde{Y}_{it}.$$

Therefore, seeing  $\tilde{Y}_{it} = Y_{it} - \mu_0 - \alpha_i^0 - \gamma_t^0$  by definition, we finally obtain

$$\begin{aligned} \hat{\sigma} &= \frac{1}{NT} \sum_{i=1}^N \sum_{t=1}^T \tilde{Y}_{it}^2 - \frac{1}{NT^2} \sum_{i=1}^N \sum_{t=1}^T \sum_{s=1}^T \tilde{Y}_{it} \tilde{Y}_{is} - \frac{1}{N^2 T} \sum_{i=1}^N \sum_{j=1}^N \sum_{t=1}^T \tilde{Y}_{it} \tilde{Y}_{jt} \\ &\quad + \frac{1}{N^2 T^2} \sum_{i=1}^N \sum_{j=1}^N \sum_{t=1}^T \sum_{s=1}^T \tilde{Y}_{it} \tilde{Y}_{js} \end{aligned}$$

from where we conclude that

$$\mathbb{E} \hat{\sigma} = \sigma_0 - \frac{\sigma_0}{T} - \frac{\sigma_0}{N} + \frac{\sigma_0}{NT},$$

leading to

$$\sqrt{NT}(\mathbb{E} \hat{\sigma} - \sigma_0) \rightarrow -\kappa \sigma_0 - \frac{\sigma_0}{\kappa}$$

as  $N, T \rightarrow \infty$  with  $N/T \rightarrow \kappa$ . While  $\hat{\mu}$  is not affected by the IPP, the variance estimator  $\hat{\sigma}$  contains two non-negligible bias terms,  $-\sigma_0/T$  and  $-\sigma_0/N$ . These bias terms cause  $\sqrt{NT}(\hat{\sigma} - \sigma_0)$  to be centered at  $-\kappa \sigma_0 - \sigma_0/\kappa \neq 0$ .

### A.3 Bias Correction and Asymptotic Theory

**Motivating Assumption 1.** First, Assumption 1(i) is the same to Fernández-Val and Weidner (2016). It is used to ensure that the bias  $\sqrt{NT}B(\theta)$  does not explode as  $N, T \rightarrow \infty$ , as discussed above. Assumption 1(ii) is standard in the literature. See, e.g., Hahn and Newey (2004), Hahn and

Kuersteiner (2011), and Arellano and Hahn (2016). It simply requires that the likelihood function  $l_{i,t}(\theta, \phi)$  is differentiable in  $\phi$  at least three times. The term  $B(\theta)$  in (2.7) depends on the first and second derivatives, and the remainder  $r(\theta)$  depends on the third. We require  $l_{i,t}(\theta, \phi)$  and its derivatives to be uniformly bounded by a function  $g(w_{it})$  whose moment exists to an order greater than the second. This is used to ensure, amongst other things, i) the interchangeability of  $\mathbb{E}$  and  $\partial$ ; and ii) the existence of moments, such as  $\mathbb{E}\{s'(\theta)[H(\theta)]^{-1}s(\theta)\}$  in (2.7), for every  $\theta \in \Theta$ . It is also used to establish the uniform rate of convergence, over  $\theta \in \Theta$ , of the corrected likelihood  $L(\theta)$ . The uniform convergence of  $L(\theta)$  guarantees that the bias correction effect carries over to both the estimators and likelihood-based test statistics. Assumption 1(iii) states that the true effects  $\alpha_i^0$  and  $\gamma_t^0$  sums up to 0 over  $i = 1, \dots, N$  and  $t = 1, \dots, T$ . Given the additive structure of  $\theta_0 + \alpha_i^0 + \gamma_t^0$  in (2.1), this condition is without loss of generality because we merely let  $\theta_0$  capture the average effects of  $\alpha_i^0$  and  $\gamma_t^0$ . Assumption 1(iv) is an identification condition for  $\psi(\theta)$ . It is standard for maximum likelihood models. See, e.g., Newey and McFadden (1994). Assumption 1(v) is common in the field of dynamic panels. See, for instance, Hahn and Kuersteiner (2007), Fernández-Val and Weidner (2016), and Dhaene and Jochmans (2015). Notice that, the argument is conditional on the true heterogeneous effects  $\phi^0$ . Without conditioning,  $w_{it}$  may not be, for instance, independent over  $i$ , because  $w_{it}$  and  $w_{jt}$  may depend on the same  $\gamma_t^0$ . In addition, we only require the mixing coefficient  $a_i(m)$  to decay at a polynomial rate such that  $[a_i(m)]^{1-2/\eta}$  is summable as  $m \rightarrow \infty$ . The mixing condition is used to guarantee that certain autocovariances which appear in our proof are summable by Davydov's inequality. Notice that we are not requiring  $w_{it}$  to be identically distributed over  $i$  or stationary over  $t$ . These are generally not possible because  $w_{it}$  depends on  $\alpha_i^0$  and  $\gamma_t^0$ . Finally, Assumption 1(vi) simply requires that the normalized expected Hessian  $\sqrt{NT}\mathbb{E}H(\theta)$  has eigenvalues  $\lambda_p(\theta)$  that are strictly less than 0 for all  $N > N_0$  and  $T > T_0$ . This ensures that  $\mathbb{E}\{s'(\theta)[H(\theta)]^{-1}s(\theta)\}$  is well defined for large  $N$  and  $T$ . This is a mild condition in that we only impose it on the expected Hessian  $\mathbb{E}H(\theta)$  of the reparameterized likelihood, which does not suffer from the indeterminacy in Equation (2.3). We state the condition with “less than 0” because the Hessian in a maximum likelihood model is usually negative definite.

The following Lemma provides low-level sufficient conditions for Assumptions 1(ii) and 1(vi) under a logit model

$$Y_{it} = \mathbf{1}\{X'_{it}(\theta + \alpha_i + \gamma_t) + \varepsilon_{it} > 0\}, \quad (\text{A.14})$$

where  $\varepsilon_{it}$  follows a standard logistic distribution independent of  $X_{it}$ ,  $\alpha_i$ , and  $\gamma_t$ .

**Lemma A.1** *Under model (A.14), a sufficient condition of Assumption 1(ii) is that  $\sup_{i,t} \mathbb{E}_\phi \|X_{it}\|_{\max}^{3\eta} < \infty$  for some  $\eta > 2$ . Let  $X_{i\cdot} := (X_{i1}, \dots, X_{iT})'$  and  $X_{\cdot t} := (X_{1t}, \dots, X_{Nt})'$ . Assumption 1(vi) is satisfied if, for all  $i$ , the columns of  $X_{i\cdot}$  are linearly independent and, for all  $t$ , the columns of  $X_{\cdot t}$  are linearly independent.*

**Proof.** In Section C. ■

The first condition requires that certain higher moment of  $\|X_{it}\|_{\max}$  are bounded away from the infinity uniformly. Note that  $X_{it}$  has a fixed dimension, so that the choice of norm is irrelevant. This is relatively a mild condition. The second condition states that the regressors are linearly independent in both the individual and time dimension. This condition is standard for models with two-way heterogeneities, and it is usually satisfied if the regressors have sufficient variations across both the cross-sectional and time dimension. See Remark 1 of Fernández-Val and Weidner (2016) for a similar argument. Notably, it rules out the possibility of  $Y_{it-1}$  being constant across  $i$  or  $t$ .

**The bias expansion in (3.1).** The next theorem formalizes the bias expansion in (3.1).

**Theorem 2** Under Assumption 1 and uniformly over  $\theta \in \Theta$ ,

$$\mathbb{E}l(\theta) = \mathbb{E}\widehat{l}(\theta) + B_\alpha(\theta) + B_\gamma(\theta) + o(1/\sqrt{NT}),$$

as  $N, T \rightarrow \infty$ , where

$$B_\alpha(\theta) = \frac{1}{2} \text{trace}[S_{\alpha\alpha}(\theta)H_{\alpha\alpha}^*(\theta)], \quad B_\gamma(\theta) = \frac{1}{2} \text{trace}[S_{\gamma\gamma}(\theta)H_{\gamma\gamma}^*(\theta)],$$

and  $B_\alpha(\theta) + B_\gamma(\theta) = O(1/\sqrt{NT})$ .

**Proof.** In Section C. ■

In the view of Equation (2.7), Theorem 1 essentially states  $\mathbb{E}r(\theta) = o(1/\sqrt{NT})$  and  $B(\theta) - B_\alpha(\theta) - B_\gamma(\theta) = o(1/\sqrt{NT})$  uniformly over  $\theta \in \Theta$ . The terms  $B_\alpha(\theta)$  and  $B_\gamma(\theta)$  are, as discussed above, non-negligible. Theorem 2 relies especially on Assumption 1(v). We first prove that the expected quadratic form  $\mathbb{E}\{s'(\theta)[H(\theta)]^{-1}s(\theta)\}$  can be decomposed into the sum of  $B_\alpha(\theta) + B_\gamma(\theta)$  and a third term. We show that the rates of the elements in  $S_{\alpha\alpha}(\theta)$  and  $S_{\gamma\gamma}(\theta)$ , which are double sums, can be controlled, because, e.g.,  $\partial_{\alpha_i}l_{i,t}(\theta, \phi) - \mathbb{E}\partial_{\alpha_i}l_{i,t}(\theta, \phi)|_{\phi=\phi(\theta)}$  is summable over  $t$  and independent over  $i$ , conditional on  $\phi^0$ . Combined with properties of  $[\mathbb{E}H(\theta)]^{-1}$ , the rates of the traces above are also controlled. Similar techniques are used to show  $\mathbb{E}r(\theta) = o(1/\sqrt{NT})$ .

**The relation of  $\widehat{S}_{\alpha\alpha}(\theta)$  and  $\widehat{S}_{\gamma\gamma}(\theta)$  to  $S_{\alpha\alpha}(\theta)$  and  $S_{\gamma\gamma}(\theta)$ .** The reparameterization ensures the following identity:

$$S_{\alpha\alpha}(\theta) = D_1 \mathcal{S}_{\alpha\alpha}(\theta) D_1',$$

where  $\mathcal{S}_{\alpha\alpha}(\theta)$  is the outer product of the  $NK \times 1$  vector of  $\partial_\alpha \ell(\theta, \phi) - \mathbb{E}\partial_\alpha \ell(\theta, \phi)$  evaluated at  $\phi = \phi(\theta)$ , where  $\partial_\alpha \ell(\theta, \phi)$  is the derivative of the original likelihood  $\ell(\theta, \phi)$  w.r.t.  $\alpha := (\alpha'_1, \dots, \alpha'_N)'$ . Specifically,

$$\begin{aligned} \mathcal{S}_{\alpha\alpha}(\theta) &:= \frac{1}{N^2 T^2} \sum_{t=1}^T \sum_{s=1}^T \mathbb{E}\{\widetilde{s}_t^\alpha(\theta) [\widetilde{s}_s^\alpha(\theta)]'\}, \quad \widetilde{s}_t^\alpha(\theta) := \{[\widetilde{s}_{1,t}^\alpha(\theta)]', \dots, [\widetilde{s}_{N,t}^\alpha(\theta)]'\}', \\ \widetilde{s}_{i,t}^\alpha(\theta) &:= s_{i,t}^\alpha(\theta, \phi(\theta)) - \mathbb{E}s_{i,t}^\alpha(\theta, \phi(\theta)). \end{aligned}$$

Under cross-sectional independence,  $\mathcal{S}_{\alpha\alpha}(\theta)$  simplifies to

$$\mathcal{S}_{\alpha\alpha}(\theta) = \frac{1}{N^2 T^2} \sum_{t=1}^T \sum_{s=1}^T \mathbb{E} \text{diag}\{\widetilde{s}_{1,t}^\alpha(\theta) [\widetilde{s}_{1,s}^\alpha(\theta)]', \dots, \widetilde{s}_{N,t}^\alpha(\theta) [\widetilde{s}_{N,s}^\alpha(\theta)]'\}.$$

Intuitively,  $\widehat{S}_{\alpha\alpha}(\theta)$  in (3.5) is a natural plug-in estimator of  $\mathcal{S}_{\alpha\alpha}(\theta)$ .

Similarly for  $S_{\gamma\gamma}(\theta)$ , the reparameterization produces the identity:

$$S_{\gamma\gamma}(\theta) = D_2 \mathcal{S}_{\gamma\gamma}(\theta) D_2',$$

where  $\mathcal{S}_{\gamma\gamma}(\theta)$  is the outer product of the  $TK \times 1$  vector of  $\partial_\gamma \ell(\theta, \phi) - \mathbb{E}\partial_\gamma \ell(\theta, \phi)$ , for  $\gamma := (\gamma'_1, \dots, \gamma'_T)'$ , evaluated at  $\phi = \phi(\theta)$ :

$$\mathcal{S}_{\gamma\gamma}(\theta) = \frac{1}{N^2 T^2} \sum_{i=1}^N \sum_{j=1}^N \mathbb{E}\{\widetilde{s}_i^\gamma(\theta) [\widetilde{s}_j^\gamma(\theta)]'\}, \quad \widetilde{s}_i^{\gamma,T}(\theta) := \{[\widetilde{s}_{i,1}^\gamma(\theta)]', \dots, [\widetilde{s}_{i,T}^\gamma(\theta)]'\}',$$

$$\widetilde{s}_{i,t}^\gamma(\theta) := s_{i,t}^\gamma(\theta, \phi(\theta)) - \mathbb{E}s_{i,t}^\gamma(\theta, \phi(\theta)).$$

By cross-sectional independence,  $\mathcal{S}_{\gamma\gamma}(\theta)$  similarly reduces to

$$\mathcal{S}_{\gamma\gamma}(\theta) = \frac{1}{N^2 T^2} \sum_{i=1}^N \mathbb{E}\{s_i^\gamma(\theta)[s_i^\gamma(\theta)]'\}. \quad (\text{A.15})$$

Naturally,  $\widehat{S}_{\gamma\gamma}(\theta)$  in (3.6) is also an intuitive plug-in estimator of  $S_{\gamma\gamma}(\theta)$ .

**Useful remarks.** We provide some elaborated discussions about various issues in the series of remarks below.

**Remark A.2 (truncation)** In the estimator  $\widehat{S}_{\alpha\alpha}(\theta)$ , we use the truncation technique commonly found in e.g., [Hahn and Kuersteiner \(2011\)](#) (see also [Hahn and Kuersteiner \(2007\)](#)), [Fernández-Val and Weidner \(2016\)](#), and [Galvao and Kato \(2016\)](#). This is related to the literature on consistent estimations of autocovariances,  $\mathbb{E}\{\widehat{s}_{i,t}^\alpha(\theta)[\widehat{s}_{i,s}^\alpha(\theta)]\}$  in our case. Detailed discussions in this regard can be found in [Andrews \(1991\)](#). Without truncation, we would have  $\widehat{S}_{\alpha\alpha}(\theta) = \widehat{s}_\alpha(\theta)[\widehat{s}_\alpha(\theta)]' = 0$  for every  $\theta$  because  $\widehat{s}_\alpha(\theta) = 0$  by definition, where  $\widehat{s}_\alpha(\theta)$  is defined from  $\widehat{s}(\theta) := s(\theta, \widehat{\psi}(\theta))$  under the same partition in (3.2). Here, the truncation parameter  $\tau \rightarrow \infty$  but sufficiently slower relative to  $T$  (see Theorem 1). [Hahn and Kuersteiner \(2011\)](#) suggests the default value of  $\tau = 1$  for small  $T$ . For intermediate  $T$ , we recommend following the advice from [Fernández-Val and Weidner \(2016\)](#) to conduct a sensitivity test for different values of  $\tau$  and to avoid using very large  $\tau$  values. In our simulation, we use  $\tau = 1$  and 2 and find the difference relatively insignificant.

On the other hand, the term  $\widehat{S}_{\gamma\gamma}(\theta)$  does not require any truncation, because we have already eliminated  $\mathbb{E}\{\widetilde{s}_i^\gamma(\theta)[\widetilde{s}_j^\gamma(\theta)]'\}$  for  $i \neq j$  from Equation (A.15) using cross-sectional independence. One may still opt to truncate  $\widehat{S}_{\gamma\gamma}(\theta)$ , such that all elements beyond the  $\tau$ -th sub- and super-diagonal are symmetrically set to 0. We have experimented with such truncations but found little impact on  $\widehat{\theta}_L$  and test statistics. The comparison is, hence, not reported in the paper.

**Remark A.3 (relation to existing literature)** The proposed  $L(\theta)$  can be viewed as an extension of the corrected likelihood of [Bester and Hansen \(2009\)](#) and [Arellano and Hahn \(2016\)](#) to two-way DN-HP models. This extension is, however, non-trivial. We provide an elaborated discussion in Section B of the supplementary appendix for this matter. When the model only contains individual effects in the intercept, our method reduces to, e.g., [Arellano and Hahn \(2016\)](#), applied on the original likelihood  $\ell(\theta, \phi)$ , except that we use a truncation-based (instead of a bandwidth-based) approach to guarantee the positive definiteness of  $\widehat{S}_{\alpha\alpha}(\theta)$ . We illustrate this in Example B.1 of Section B, using a dynamic logit model.

Note that, for the logit model, there are fixed- $T$  consistent estimators including [Chamberlain \(1980\)](#). See also Remark B.1 for this specific matter. As opposite to fixed- $T$  methods, our approach is a large- $T$ , “first-order” bias correction procedure. Similar to [Arellano and Hahn \(2016\)](#), [Hahn and Newey \(2004\)](#), [Bester and Hansen \(2009\)](#), [Arellano and Hahn \(2016\)](#), [Fernández-Val and Weidner \(2016\)](#), our approach only removes the bias up to  $O(1/\sqrt{NT})$ , making  $L(\theta)$  (hence the estimators and test statistics) asymptotically unbiased under  $N/T \rightarrow \kappa$  as  $N, T \rightarrow \infty$ . For fixed  $T$ , our approach generally does not eliminate the IPP. However, one advantage of our method is that it mitigates the IPP for a wide range of models, especially for those without fixed- $T$  consistent estimation techniques. For instance, there has been no fixed- $T$  consistent procedure for the two-way

heterogeneous parameter logit model, to the best of our knowledge. Indeed, since our approach is only first-order, caution shall be observed when the sample size is small, in which case higher-order bias terms could be non-negligible, requiring higher-order corrections. For models with individual effects, available methods include [Dhaene and Jochmans \(2015\)](#), [Dhaene and Sun \(2021\)](#), and [Schumann \(2023\)](#). However, we are not aware of any higher-order methods for two-way DN-HP models.

**More asymptotic results about the corrected estimator and test statistics.** To establish the asymptotic properties of  $\hat{\theta}_L$  and  $L(\theta)$ -based LR, LM, Wald test statistics, we enforce the following assumption.

**Assumption 2**

- (i) The likelihood  $l_{i,t}(\theta, \phi)$  is four-time continuously differentiable w.r.t. to both  $\theta \in \Theta$  and  $\phi \in \Phi$  almost surely, such that

$$\sup_{\theta \in \Theta} \sup_{\phi \in \Phi} |\partial_{\nu_1 \dots \nu_S} l_{i,t}(\theta, \phi)| < g(w_{it}),$$

where  $g(w_{it})$  is defined in Assumption 1,  $\nu_s$  represents any element of  $(\theta', \phi')'$ , and  $S \in \{1, 2, 3, 4\}$ .

- (ii) For every  $\theta \in \Theta$  and  $\theta \neq \theta_0$ ,  $\mathbb{P}[l(\theta) \neq l(\theta_0)] > 0$ .

- (iii) For large  $N$  and  $T$ ,

$$\mathbb{E} \sup_{\theta \in \Theta} |l(\theta)| < \infty.$$

- (iv) The sequence of functions  $\{\|\nabla_{\theta} l(\theta)\| : \theta \in \Theta\}$  is uniformly integrable, and

$$\mathbb{E} \sup_{\theta \in \Theta} \|\nabla_{\theta\theta'} l(\theta)\| < \infty$$

where  $\|\cdot\|$  is the matrix Frobenius norm.

- (v) The profiled Hessian  $\mathbb{E} \nabla_{\theta\theta'} l(\theta)$  is strictly negative definite for large  $N$  and  $T$ .

Here Assumption 2(i) is similar to Assumption 1(ii), except that we impose that  $l_{i,t}(\theta, \phi)$  is four-time differentiable, and require that the derivatives of  $l_{i,t}(\theta, \phi)$  w.r.t. to both  $\theta$  and  $\phi$  to be uniformly dominated by  $g(w_{it})$ . This assumption ensures that the corrected likelihood  $L(\theta)$ , which depends on second derivatives of  $l_{i,t}(\theta, \phi)$ , is twice differentiable. This is required by standard techniques used to show, e.g., the asymptotic normality of  $\hat{\theta}_L$ . See., e.g., [Hayashi \(2000\)](#). Similar to Assumption 1(iv), Assumption 2(ii) is an identification condition for  $\theta_0$ . It guarantees that  $\text{plim}_{N,T \rightarrow \infty} l(\theta)$  is uniquely maximized at  $\theta_0$ . Assumption 2(iii) is a dominance condition implying that  $l(\theta) - \mathbb{E}l(\theta)$  converges to 0 uniformly as  $N, T \rightarrow \infty$ . Together, Assumptions 2(i) to 2(iii) are used to establish the consistency of  $\hat{\theta}_L$ . In addition to these, Assumption 2(iv) establishes a dominance condition for the profiled Hessian, so that  $\nabla_{\theta\theta'} l(\bar{\theta}) \xrightarrow{\mathbb{P}} \mathbb{E}[\nabla_{\theta\theta'} l(\theta_0)]$  for any consistent estimator  $\bar{\theta}$  of  $\theta_0$ . Assumption 2(v) requires that the expected profiled Hessian is strictly negative definite for sufficiently large  $N$  and  $T$ . Assumptions 2(iv) and 2(v) are additionally imposed to establish the asymptotic distributions for the quantities of interests.

The corollary below states the asymptotic properties of  $\hat{\theta}_L$ .

**Corollary 1** Under Assumptions 1 and 2,  $\hat{\theta}_L \xrightarrow{\mathbb{P}} \theta_0$  and

$$\sqrt{NT}[-\mathbb{E}\nabla_{\theta\theta'}l(\theta_0)]^{1/2}(\hat{\theta}_L - \theta_0) \xrightarrow{\mathbb{D}} \mathcal{N}(0, \mathbb{I}_K)$$

as  $N, T \rightarrow \infty$ .

**Proof.** In Section C. ■

Here,  $[-\mathbb{E}\nabla_{\theta\theta'}l(\theta_0)]^{1/2}$  is the square root of  $-\mathbb{E}\nabla_{\theta\theta'}l(\theta_0)$  which can be obtained by square-rooting the eigenvalues in the eigendecomposition of  $-\mathbb{E}\nabla_{\theta\theta'}l(\theta_0)$ . By Assumption 2(v),  $\mathbb{E}\nabla_{\theta\theta'}l(\theta_0)$  is strictly negative definite so that  $-\mathbb{E}\nabla_{\theta\theta'}l(\theta_0)$  only has strictly positive eigenvalues. In addition, since we focus on maximum likelihood models, we use the information matrix equality to simplify the presentation of Corollary 1. In case the information matrix equality does not hold<sup>8</sup>,  $-\mathbb{E}\nabla_{\theta\theta'}l(\theta_0)$  shall be replaced by its sandwich form and  $[-\mathbb{E}\nabla_{\theta\theta'}l(\theta_0)]^{1/2}$  shall be constructed thereof. See, e.g., White (1982) for detailed discussions.

We additionally provide some computational insights in the remark below.

**Remark A.4 (two-layer maximization)** The computation of  $\hat{\theta}_L$  involves a two-layer maximization: In the inner layer,  $\hat{\psi}(\theta)$  is obtained by maximizing  $l(\theta, \psi)$ , keeping  $\theta$  fixed; while in the outer layer,  $L(\theta)$  is maximized w.r.t.  $\theta$ . This maximization problem can be done efficiently using the Newton-Raphson algorithm in both layers. In the inner layer, we recommend following Remark 1 to calculate the first and second derivatives efficiently. In the outer layer, it is generally affordable to use numerical derivatives, because the dimension of  $\theta$  is usually small, provided that the inner-layer maximization is done efficiently. As a reference, with an AMD Ryzen 9 5950X CPU, the calculation of  $\hat{\theta}_L$  for the dynamic logit model considered in our simulation (see Section 4 below) with  $(N, T) = (90, 90)$  (note,  $NT = 8100$ ) takes less than 50 seconds.

To continue, the next corollary states the asymptotic distribution of the LR ( $\hat{\xi}_{LR}$ ), the LM ( $\hat{\xi}_{LM}$ ), and the Wald ( $\hat{\xi}_{Wald}$ ) statistics.

**Corollary 2** Under Assumptions 1 to 2 and  $H_0$ ,

$$\hat{\xi}_{LR}, \hat{\xi}_{LM}, \hat{\xi}_{Wald} \xrightarrow{\mathbb{D}} \chi^2(r)$$

as  $N, T \rightarrow \infty$ .

**Proof.** In Section C. ■

Similarly, the test statistics  $\hat{\xi}_{LM}$  and  $\hat{\xi}_{Wald}$  are constructed under the information matrix equality. Adjustments are generally required if it does not hold. For instance, White (1982) shows that  $-\nabla_{\theta\theta'}L(\hat{\theta}_L)^{-1}$  involved in  $\hat{\xi}_{Wald}$  shall be replaced by its sandwich form for quasi-likelihood models.

Given Theorem 1, Corollaries 1 and 2 are established using standard techniques. Particularly, Theorem 1 guarantees  $L(\theta) \rightarrow_p \mathbb{E}l(\theta)$ , so that the consistency of  $\hat{\theta}_L$  follows from Newey and McFadden (1994). Theorem 1 also implies that  $\nabla_{\theta}L(\theta) - \nabla_{\theta}l(\theta)$  is  $o_{\mathbb{P}}(1/\sqrt{NT})$ , from which the asymptotic normality is established using techniques in, e.g., Hayashi (2000). The proof of Corollary 2 also closely resembles the standard techniques in, e.g., Hayashi (2000), where it is shown that all  $\hat{\xi}_{LR}$ ,  $\hat{\xi}_{LM}$ , and  $\hat{\xi}_{Wald}$  are equivalent, converging in probability to some  $\hat{\xi}$  which is asymptotically  $\chi^2(r)$ .

In the remark below, we provide some discussion about the uniform inference issue.

<sup>8</sup>The information matrix equality generally does not hold for, e.g., non-likelihood M-estimation models, misspecified models, and quasi-likelihood models.

**Remark A.5 (uniform inference)** *The inference based on our corrected likelihood is uniformly valid regardless of whether the underlying data-generating process has a homogeneous or heterogeneous slope coefficient. This is similar to [Lu and Su \(2023\)](#), except that they consider a linear regression. For instance, consider the data-generating process*

$$Y_{it} = \mathbb{1}\{(\beta_0 + \alpha_{1,i}^0 + \gamma_{1,t}^0) X_{it} + \alpha_{2,i}^0 + \gamma_{2,t}^0 + \varepsilon_{it} > 0\},$$

where the slope coefficient of  $X_{it}$  can be homogeneous, if  $\alpha_{1,i}^0 = \gamma_{1,t}^0 = 0$  for all  $i$  and  $t$ , or heterogeneous, if otherwise. In either case, inference based on the corrected likelihood under the model

$$Y_{it} = \mathbb{1}\{(\beta + \alpha_{1,i} + \gamma_{1,t})X_{it} + \alpha_{2,i} + \gamma_{2,t} + \varepsilon_{it} > 0\}, \quad \alpha_{1,i} \neq 0 \text{ and } \gamma_{1,t} \neq 0,$$

remains valid. This uniform validity shares a similar spirit as the uniform inference in [Lu and Su \(2023\)](#). In fact, the homogeneous data-generating process is just a special case of the heterogeneous one. By employing the bias-corrected likelihood for the heterogeneous model, inference on  $\beta$  remains valid, albeit with a possible loss of efficiency when the true data-generating process is homogeneous.

In addition, we treat the heterogeneous variables  $\alpha_{k,i}^0$  and  $\gamma_{k,t}^0$  as parameters by conditioning on them, which is common for panel maximum likelihood methods, we do not further distinguish between locally heterogeneous and fully heterogeneous cases as in [Lu and Su \(2023\)](#).

## B Relation to Existing Approaches

As discussed above, our method is a non-trivial extension of [Bester and Hansen \(2009\)](#) and [Arellano and Hahn \(2016\)](#) to two-way DN-HP models. In this section, we explain the technical challenges in developing a likelihood-based bias correction approach for the DN-HP models and provide Example B.1 to illustrate how our method relates to the aforesaid. We also leave Remark B.1 to briefly discuss the difference of our procedure to some existing methods providing fixed- $T$  consistency for the logit model

The primary technical challenge lies in the high dimensionality of the two-way DN-HP models, due to incidental parameter vector  $\phi$  (or  $\psi$ ) having a dimension increasing with  $N$  and  $T$ . In what follows, we briefly re-visit the procedure of [Arellano and Hahn \(2016\)](#), pointing out the key difference, and explain the challenges. For simplicity, we assume that the fixed effects are only scalars<sup>9</sup>. Consider an arbitrary panel data model with individual effects only, having likelihood function

$$\ell(\theta, \alpha) := \frac{1}{N} \sum_{i=1}^N l_i(\theta, \alpha_i), \quad l_i(\theta, \alpha_i) := \frac{1}{T} \sum_{t=1}^T \log f(Y_{it}|X_{it}; \theta, \alpha_i),$$

where  $f(Y_{it}|X_{it}; \theta, \alpha_i)$  is a known density and  $\alpha := (\alpha_1, \dots, \alpha_N)'$ . It is important to note that  $l_i(\theta, \alpha_i)$  are independent across  $i$ , in the sense that  $l_i(\theta, \alpha_i)$  and  $l_j(\theta, \alpha_j)$  share no common arguments except  $\theta$ . Because of such independence, an expansion similar to (2.5) can be established individual by individual, as

$$\begin{aligned} & l_i(\theta, \hat{\alpha}_i(\theta)) \\ &= l_i(\theta, \alpha_i(\theta)) + \partial_{\alpha_i} l_i(\theta, \alpha_i(\theta)) (\hat{\alpha}_i(\theta) - \alpha_i(\theta)) + \frac{1}{2} \partial_{\alpha_i^2} l_i(\theta, \alpha_i(\theta)) (\hat{\alpha}_i(\theta) - \alpha_i(\theta))^2 + r_i^l(\theta), \end{aligned} \tag{B.1}$$

---

<sup>9</sup>We will briefly discuss multi-dimensional fixed effects later.



where, for some  $c_i \in (0, 1)$ ,

$$\begin{aligned} r_i^l(\theta) &:= \frac{1}{6} \partial_{\alpha_i^3} l_i(\theta, c_i \alpha_i(\theta) + (1 - c_i) \alpha_i(\theta)) (\hat{\alpha}_i(\theta) - \alpha_i(\theta))^3, \\ \hat{\alpha}_i(\theta) &:= \arg \max_{\alpha_i} l_i(\theta, \alpha_i), \quad \alpha_i(\theta) := \arg \max_{\alpha_i} \mathbb{E} l_i(\theta, \alpha_i), \end{aligned} \quad (\text{B.2})$$

$\partial_{\alpha_i} l_i(\theta, \alpha_i(\theta))$  denotes  $[\partial_{\alpha_i} l_i(\theta, \alpha_i)]|_{\alpha_i = \alpha_i(\theta)}$ , and  $\partial_{\alpha_i^2} l_i(\cdot, \cdot)$  and  $\partial_{\alpha_i^3} l_i(\cdot, \cdot)$  are defined analogously. Here, notice importantly that  $\hat{\alpha}_i(\theta)$  and  $\alpha_i(\theta)$  are obtained by solving, respectively,  $\partial_{\alpha_i} l_i(\theta, \alpha_i) = 0$  and  $\mathbb{E} \partial_{\alpha_i} l_i(\theta, \alpha_i) = 0$  individually. This is possible due to the independence of  $l_i(\theta, \alpha_i)$  across  $i$ . Subsequently, a similar expansion to (2.6) can be constructed, again individually, as

$$\begin{aligned} 0 &= \partial_{\alpha_i} l_i(\theta, \alpha_i(\theta)) + \partial_{\alpha_i^2} l_i(\theta, \alpha_i(\theta)) (\hat{\alpha}_i(\theta) - \alpha_i(\theta)) + r_i^s(\theta) \\ \hat{\alpha}_i(\theta) - \alpha_i(\theta) &= -\frac{1}{\partial_{\alpha_i^2} l_i(\theta, \alpha_i(\theta))} (\partial_{\alpha_i} l_i(\theta, \alpha_i(\theta)) + r_i^s(\theta)), \end{aligned} \quad (\text{B.3})$$

where, for some  $d_i \in (0, 1)$ ,

$$r_i^s(\theta) = \frac{1}{2} \partial_{\alpha_i^3} l_i(\theta, d_i \alpha_i(\theta) + (1 - d_i) \alpha_i(\theta)) (\hat{\alpha}_i(\theta) - \alpha_i(\theta))^2.$$

Similarly combining (B.3) and (B.1), we have

$$l_i(\theta, \hat{\alpha}_i(\theta)) = l_i(\theta, \alpha_i(\theta)) - \frac{1}{2} \frac{[\partial_{\alpha_i} l_i(\theta, \alpha_i(\theta))]^2}{\partial_{\alpha_i^2} l_i(\theta, \alpha_i(\theta))} - r_i(\theta)$$

for a remainder term  $r_i(\theta)$  depending on  $r_i^s(\theta)$  and  $r_i^l(\theta)$ , amongst other things. The subsequent steps are omitted because they are similar to their DN-HP counterparts.

The steps above are all followed only individually. This is possible due to the independence of  $l_i(\theta, \alpha_i)$ ; and the benefit is that  $r_i(\theta)$ ,  $\partial_{\alpha_i^2} l_i(\theta, \alpha_i(\theta))$ , etc. are only scalars. For two-way DN-HP models, the likelihood  $l_{i,t}(\theta, \phi) = \log f(Y_{it} | X_{it}, \theta + \alpha_i + \gamma_t)$  (defined in 2.2) depends on both  $\alpha_i$  and  $\gamma_t$ . This is unlike models with individual effects only, and it implies that  $\hat{\psi}(\theta)$  must be obtained by solving the system of equations  $\partial_{\psi} l(\theta, \psi) = 0$  jointly, unlike  $\hat{\alpha}_i(\theta)$ . It further implies that the expansions in (2.5) and (2.6) must be carried out jointly w.r.t. the entire vector  $\psi$ . In other words, these expansions are high-dimensional for DN-HP models. Consequently, it is much more involved to develop a likelihood-based bias correction for two-way DN-HP models, in the follows notable ways, all due to the high-dimensionality.

1. For models with individuals effects only,  $r_i^s(\theta)$  is only a scalar and it is relatively straightforward to establish its rate of convergence. On the other hand, its DN-HP counterpart, given in (A.9), is a high-dimensional vector, with each component itself being a quadratic form of  $\hat{\psi}(\theta) - \psi(\theta)$  and  $G_{\psi_j}(\theta, a_j)$  that are already high-dimensional objects. It is technically more challenging to control the rate of convergence of (A.9). For instance, one obvious issue is that the choice of norm becomes relevant for (A.9) but not  $r_i^s(\theta)$ . The same arguments apply to other remainder terms.
2. When the model only contains (scalar) individual effects, the incidental parameter Hessian  $\partial_{\alpha_i^2} l_i(\theta, \alpha_i(\theta))$  is only a scalar and the rate of convergence of its inverse,  $1/\partial_{\alpha_i^2} l_i(\theta, \alpha_i(\theta))$ , is relatively straightforward. For the DN-HP models, however, the incidental parameter Hessian  $H(\theta)$  is a high-dimensional matrix. It is more complex to control the rate of its inverse,  $[H(\theta)]^{-1}$ .

- When only individual effects are present, there is only one scalar bias term. It is relatively straightforward to derive its rate of convergence and propose an estimator for it. On the contrary, for the DN-HP models, the bias correction term  $B(\theta)$ , defined in (2.7), is a quadratic form of  $s(\theta)$  and  $H(\theta)$  which are high-dimensional objects. In addition to this, we show that  $B(\theta)$  can be approximated by  $B_\alpha(\theta) + B_\gamma(\theta)$ , which is not needed for models with individual effects only.

Other challenges include, e.g., the lack of stationarity across  $t$  (due to the existence of  $\gamma_t^0$ ), the need for the normalization and reparameterization, etc. Note that, for models with individual effects only, even if  $\alpha_i$  is multi-dimensional, the steps above can still be carried out individually, implying that the above-discussed high-dimensionality problems still would not happen, as long as the dimension of  $\alpha_i$  is fixed.

Next, in Example B.1 below, we illustrate how our approach reduces to [Arellano and Hahn \(2016\)](#) and apply it to a dynamic logit model with only scalar individual effects in the intercept.

**Example B.1 (dynamic logit with individual effects only)** *Consider a model with only scalar individual effects in the intercept, whose likelihood for individual  $i$  at time  $t$  is  $l_{i,t}(\theta, \alpha_i)$ , and assume that the data is independent over  $i$  while stationary across  $t$ . Since, reparameterization is not needed, we work with the original likelihood  $\ell(\theta, \phi) \equiv N^{-1}T^{-1} \sum_{i=1}^N \sum_{t=1}^T l_{i,t}(\theta, \alpha_i)$  for  $\phi \equiv (\alpha_1, \dots, \alpha_N)'$ . Given that  $l_{i,t}(\theta, \alpha_i)$  are independent across  $i$ ,  $\hat{\phi}(\theta)$  and  $\phi(\theta)$  can be constructed individually, as*

$$\hat{\phi}(\theta) \equiv (\hat{\alpha}_1(\theta), \dots, \hat{\alpha}_N(\theta))', \quad \phi(\theta) \equiv (\alpha_1(\theta), \dots, \alpha_N(\theta))',$$

where,  $\hat{\alpha}_i(\theta)$  and  $\alpha_i(\theta)$  are defined in (B.2). Next, notice that  $\mathbb{E}s_{i,t}^\alpha(\theta, \alpha_i(\theta)) = \mathbb{E}T^{-1} \sum_{t=1}^T s_{i,t}^\alpha(\theta, \alpha_i(\theta)) = 0$ , where the first equality is because of stationarity and the second because  $\alpha_i(\theta)$  maximizes  $\mathbb{E}l_i(\theta, \alpha_i)$ . This implies that  $S_{\alpha\alpha}(\theta)$  is a diagonal matrix defined as

$$S_{\alpha\alpha}(\theta) = \frac{1}{N^2T} \text{diag} \{S_i^{\alpha\alpha}(\theta)\}, \quad S_i^{\alpha\alpha}(\theta) := \frac{1}{T} \sum_{t=1}^T \sum_{s=1}^T \mathbb{E} \{s_{i,t}^\alpha(\theta, \alpha_i(\theta)) s_{i,s}^\alpha(\theta, \alpha_i(\theta))\}.$$

Similarly, the expected Hessian is also diagonal, as

$$\mathbb{E}H(\theta) = \frac{1}{N} \text{diag} \{\mathbb{E}h_i^{\alpha\alpha}(\theta)\}, \quad h_i^{\alpha\alpha}(\theta) := \frac{1}{T} \sum_{t=1}^T \partial_{\alpha_i^2} l_{i,t}(\theta, \alpha_i(\theta)).$$

By stationarity, the inverse of  $\mathbb{E}H(\theta)$  is simply

$$H_{\alpha\alpha}^*(\theta) \equiv [\mathbb{E}H(\theta)]^{-1} = N \text{diag} \left\{ [\mathbb{E} \partial_{\alpha_i^2} l_{i,t}(\theta, \alpha_i(\theta))]^{-1} \right\}.$$

Finally, seeing  $B_\gamma(\theta) \equiv 0$  without time effects and using the properties of trace, we have

$$B(\theta) \equiv B_\alpha(\theta) = \frac{1}{T} \left( \frac{1}{N} \sum_{i=1}^N B_i^\alpha(\theta) \right), \quad B_i^\alpha(\theta) := \frac{1}{2} \frac{T^{-1} \sum_{t=1}^T \sum_{s=1}^T \mathbb{E} \{s_{i,t}^\alpha(\theta, \alpha_i(\theta)) s_{i,s}^\alpha(\theta, \alpha_i(\theta))\}}{\mathbb{E} \partial_{\alpha_i^2} l_{i,t}(\theta, \alpha_i(\theta))}.$$

This is identical to the bias term of [Arellano and Hahn \(2016\)](#). The term  $B_i^\alpha(\theta)$  is estimated by

$$\hat{B}_i^\alpha(\theta) := \frac{1}{2} \frac{\sum_{t=1}^T \sum_{s=1}^T (\mathbb{1}\{|t-s| \leq \tau\} s_{i,t}^\alpha(\theta, \hat{\alpha}_i(\theta)) s_{i,s}^\alpha(\theta, \hat{\alpha}_i(\theta)))}{\sum_{t=1}^T \partial_{\alpha_i^2} l_{i,t}(\theta, \alpha_i(\theta))}, \quad (\text{B.4})$$

which is the same to the trace-based approach of [Arellano and Hahn \(2016\)](#), except that we use a truncation here.

Next, consider a dynamic logit model  $Y_{it} = \mathbb{1}\{\theta_0 Y_{it-1} + \alpha_i^0 + \varepsilon_{it} > 0\}$ , where  $Y_{it}$  is independent over  $i$  and stationary across  $t$ , and  $\varepsilon_{it}$  is standard logistic. The likelihood function for individual  $i$  at time  $t$  is

$$l_{i,t}(\theta, \alpha_i) = (Y_{i,t} - 1) \pi_{i,t}(\theta, \alpha_i) - \log(1 + \exp(-\pi_{i,t}(\theta, \alpha_i))), \quad \pi_{i,t}(\theta, \alpha_i) := \theta Y_{it-1} + \alpha_i;$$

while the first and second derivatives of  $l_{i,t}(\theta, \alpha_i)$  w.r.t.  $\alpha_i$  are, respectively,

$$s_{i,t}^\alpha(\theta, \alpha_i) = Y_{it} - \frac{1}{\exp(-\pi_{i,t}(\theta, \alpha_i)) + 1}, \quad \partial_{\alpha_i^2} l_{i,t}(\theta, \alpha_i(\theta)) = \frac{-\exp(-\pi_{i,t}(\theta, \alpha_i))}{[\exp(-\pi_{i,t}(\theta, \alpha_i)) + 1]^2}. \quad (\text{B.5})$$

Substituting (B.5) into (B.4) and letting  $\hat{l}(\theta) \equiv \ell(\theta, \hat{\phi}(\theta))$ , we have

$$L(\theta) \equiv \hat{l}(\theta) + \frac{1}{T} \left( \frac{1}{N} \sum_{i=1}^N \hat{B}_i^\alpha(\theta) \right),$$

where, denoting  $\hat{\pi}_{i,t}(\theta) := \pi_{i,t}(\theta, \hat{\alpha}_i(\theta))$ ,

$$\begin{aligned} \hat{B}_i^\alpha(\theta) &:= \frac{1}{2} \left( \sum_{t=1}^T \frac{-\exp(-\hat{\pi}_{i,t}(\theta))}{[\exp(-\hat{\pi}_{i,t}(\theta)) + 1]^2} \right)^{-1} \left( \sum_{t=2}^T \sum_{s=2}^T \mathbb{1}\{|t-s| \leq \tau\} [Y_{it} Y_{is} + \hat{b}_{i,t,s}^{\alpha,1}(\theta) + \hat{b}_{i,t,s}^{\alpha,2}(\theta)] \right), \\ \hat{b}_{i,t,s}^{\alpha,1}(\theta) &:= -2Y_{it} [\exp(-\hat{\pi}_{i,s}(\theta)) + 1]^{-1}, \quad \hat{b}_{i,t,s}^{\alpha,2}(\theta) := [\exp(-\hat{\pi}_{i,t}(\theta)) + 1]^{-1} [\exp(-\hat{\pi}_{i,s}(\theta)) + 1]^{-1}. \end{aligned}$$

We use the following remark to briefly discuss the difference between our bias correction method and several existing approaches that remove the IPP for logit models.

**Remark B.1 (panel logit models)** For static logit models with individual effects in the intercept, [Chamberlain \(1980\)](#) develops a conditional maximum likelihood, on some sufficient statistics, that produces a fixed- $T$  consistent estimator for  $\theta_0$ . For dynamic models, [Chamberlain \(1985\)](#) shows that such sufficient statistics can be found when the only regressor is the lagged dependent variable. [Honoré and Kyriazidou \(2000\)](#) and [Honoré and Weidner \(2024\)](#) provide methods for dynamic logit models with both lagged and exogenous regressors. When an additional time effect is included in the model, [Charbonneau \(2017\)](#) and [Dano et al. \(2025\)](#) provide consistent estimation procedures. To our knowledge, there has been no fixed- $T$  consistent estimator available for logit models two-way heterogeneities. As discussed in Remark A.3, our approach (and that of [Bester and Hansen \(2009\)](#) and [Arellano and Hahn \(2016\)](#)) does not generally eliminate the IPP bias. This is true even for the logit model: the simulation results from [Dhaene and Sun \(2021\)](#) show that a “second-order” corrected logit estimator is less biased than the first-order corrected. This implies that the first-order corrected estimator is likely not fixed- $T$  consistent.

## C Proofs

In this section, we provide all proofs. We first give the proof of Lemma A.1, which provide low-level conditions for Assumptions 1(ii) and 1(vi).

**Proof of Lemma A.1.** Under the logit model (A.14) the log-likelihood for individual  $i$  at time  $t$  is

$$l_{i,t}(\theta, \alpha_i, \gamma_t) = (Y_{it} - 1) X'_{it}(\theta + \alpha_i + \gamma_t) - \log(1 + \exp(-X'_{it}(\theta + \alpha_i + \gamma_t))).$$

We assume that  $X_{it}$  is scalar regressor for simplicity. The derivatives of  $l_{i,t}(\theta, \alpha_i, \gamma_t)$  w.r.t. the heterogeneous parameters are, without loss of generality,

$$\partial_{\alpha_i} l_{i,t}(\theta, \alpha_i, \gamma_t) = \left( Y_{it} - \frac{1}{1 + \exp(-X_{it}(\theta + \alpha_i + \gamma_t))} \right) X_{it},$$

$$\partial_{\alpha_i \gamma_t} l_{i,t}(\theta, \alpha_i, \gamma_t) = \frac{-\exp(-X_{it}(\theta + \alpha_i + \gamma_t))}{[1 + \exp(-X_{it}(\theta + \alpha_i + \gamma_t))]^2} X_{it}^2,$$

and

$$\partial_{\alpha_i \gamma_t \gamma_t} l_{i,t}(\theta, \alpha_i, \gamma_t) = \frac{\exp(-X_{it}(\theta + \alpha_i + \gamma_t)) [1 - \exp(-X_{it}(\theta + \alpha_i + \gamma_t))]}{[1 + \exp(-X_{it}(\theta + \alpha_i + \gamma_t))]^3} X_{it}^3.$$

Note that the cross derivatives w.r.t.  $\alpha_i$  and  $\alpha_j$ , or  $\gamma_t$  and  $\gamma_s$ , are all 0 for  $i \neq j$  or  $t \neq s$ . Assumption 1(ii). We have

$$\begin{aligned} \sup_{\theta, \alpha_i, \gamma_t} |l_{i,t}(\theta, \alpha_i, \gamma_t)| &\leq \sup_{\theta, \alpha_i, \gamma_t} |X_{it}(\theta + \alpha_i + \gamma_t)| + \sup_{\theta, \alpha_i, \gamma_t} \log(1 + \exp(-X_{it}(\theta + \alpha_i + \gamma_t))) \\ &\leq 2 \sup_{\theta, \alpha_i, \gamma_t} |X_{it}(\theta + \alpha_i + \gamma_t)| + \log 2 \\ &\leq C |X_{it}| + \log 2, \end{aligned} \tag{C.1}$$

where  $C < \infty$  is a positive constant depending on the compact parameter spaces  $\Theta$  and  $\Phi$ . It is easy to see that

$$\sup_{\theta, \alpha_i, \gamma_t} |\partial_{\alpha_i} l_{i,t}(\theta, \alpha_i, \gamma_t)| \leq |X_{it}|. \tag{C.2}$$

For the second derivative, observe that

$$\sup_{\theta, \alpha_i, \gamma_t} |\partial_{\alpha_i \gamma_t} l_{i,t}(\theta, \alpha_i, \gamma_t)| \leq \sup_{\pi \in \mathbb{R}} \frac{\exp(-\pi)}{(\exp(-\pi) + 1)^2} X_{it}^2 \leq \frac{1}{4} X_{it}^2.$$

For the third derivative, we have

$$\begin{aligned} \sup_{\theta, \alpha_i, \gamma_t} |\partial_{\alpha_i \gamma_t \gamma_t} l_{i,t}(\theta, \alpha_i, \gamma_t)| &\leq \sup_{\pi \in \mathbb{R}} \left| \frac{\exp(-\pi) (1 - \exp(-\pi))}{(\exp(-\pi) + 1)^3} \right| |X_{it}|^3 \\ &\leq \sup_{s \geq 0} \frac{s + s^2}{(1 + s)^3} |X_{it}|^3 \\ &\leq \left( \frac{1}{5} + \frac{1}{3} \right) |X_{it}|^3. \end{aligned} \tag{C.3}$$

Combining (C.1)–(C.3), Assumption 1(ii) holds with

$$g(w_{it}) = C(\|X_{it}\|_{\max} + 1)^3 + \log 2,$$

where  $C > 1$ . Therefore, the condition  $\sup_{i,t} \mathbb{E}_\phi \|X_{it}\|_{\max}^{3\eta} < \infty$  is sufficient for Assumption 1(ii).

Assumption 1(vi). Under the logit model (A.14), the Hessian can be expressed as

$$\sqrt{NT}H(\theta) = \frac{1}{\sqrt{NT}}DX'H^\pi(\theta)XD', \quad (\text{C.4})$$

where  $D$  is the deterministic matrix defined in Section 2.1, and  $X = (X^\alpha, X^\gamma)$  with

$$X^\gamma = \begin{pmatrix} X'_{11} & & & & \\ & \ddots & & & \\ & & X'_{1T} & & \\ X'_{21} & & & & \\ & \ddots & & & \\ & & X'_{2T} & & \\ \vdots & \ddots & & \vdots & \\ X'_{N1} & & & & \\ & \ddots & & & \\ & & X'_{NT} & & \end{pmatrix}, \quad X^\alpha = \begin{pmatrix} X'_{11} & & & & \\ \vdots & & & & \\ X'_{1T} & & & & \\ & X'_{21} & & & \\ & \vdots & & & \\ & X'_{2T} & & & \\ & & \ddots & & \\ & & & X'_{N1} & \\ & & & & X'_{NT} \end{pmatrix}.$$

Moreover,  $H^\pi(\theta) = \text{diag}\{H_1^\pi(\theta), \dots, H_N^\pi(\theta)\}$  is a diagonal matrix, where block  $H_i^\pi(\theta) = \text{diag}\{h_{i,1}^\pi(\theta), \dots, h_{i,T}^\pi(\theta)\}$  and each element is given by

$$h_{i,t}^\pi(\theta) = -\frac{\exp(-\pi_{i,t}(\theta))}{[1 + \exp(-\pi_{i,t}(\theta))]^2} < 0, \quad \pi_{i,t}(\theta) = X'_{it}(\theta + \alpha_i(\theta) + \gamma_t(\theta)).$$

Here,  $\alpha_i(\theta)$  and  $\gamma_t(\theta)$  denote the pseudo-true values defined by (2.4). Let  $\lambda_{\max}(A)$  denote the maximum eigenvalue of a matrix  $A$ . Using (C.4), we have

$$\lambda_{\max}(\sqrt{NT}\mathbb{E}H(\theta)) \leq \sup_{i,t} h_{i,t}^\pi(\theta) \lambda_{\max}(DX'XD'/\sqrt{NT}).$$

Therefore, Assumption 1(vi) is implied if  $XD'$  has full column rank. Given the structure of  $X$ , this requires that, for all  $i$ , the columns of  $X_i$  are linearly independent and that, for all  $t$ , the columns of  $X_t$  are linearly independent. ■

Next, prove the asymptotic properties of  $L(\theta)$ , the corrected likelihood,  $\hat{\theta}_L$  the corrected estimator, and  $\{\hat{\xi}_{LR}, \hat{\xi}_{LM}, \hat{\xi}_{Wald}\}$ , the three test statistics we consider in this paper. To continue, we first introduce three Lemmas. These lemmas are useful in establishing Theorems 2 (asymptotic bias expansion) and 1 (corrected likelihood). The proof of Corollaries 1 (estimators) and 2 (tests) then follow.

Define the partition

$$H(\theta) =: \begin{pmatrix} H_{\alpha\alpha'}(\theta), & H_{\alpha\gamma'}(\theta) \\ H_{\gamma\alpha'}(\theta), & H_{\gamma\gamma'}(\theta) \end{pmatrix},$$

where  $H_{\alpha\alpha'}(\theta)$  is  $(N-1)K \times (N-1)K$ ,  $H_{\gamma\gamma'}(\theta)$  is  $(T-1)K \times (T-1)K$ ,  $H_{\alpha\gamma'}(\theta)$  is  $(N-1)K \times (T-1)K$ , and  $H_{\gamma\alpha'}(\theta) = [H_{\alpha\gamma'}(\theta)]'$ . The next lemma states that the quadratic form can be decomposed into two dominating terms of order  $O(1/\sqrt{NT})$ . They establish the two additive bias terms  $B_\alpha(\theta)$  and  $B_\gamma(\theta)$ , arising from estimating individual effects and time effects, respectively.

**Lemma C.1** Under Assumption 1, we have

$$\mathbb{E} \{s'(\theta)[H(\theta)]^{-1}s(\theta)\} = \mathbb{E} \{\tilde{s}'_\alpha(\theta)H_{\alpha\alpha'}^*(\theta)\tilde{s}_\alpha(\theta)\} + \mathbb{E} \{\tilde{s}'_\gamma(\theta)H_{\gamma\gamma'}^*(\theta)\tilde{s}_\gamma(\theta)\} + o(1/\sqrt{NT}),$$

where  $o(\cdot)$  is uniform in  $\theta$ , and

$$\sup_{\theta \in \Theta} \mathbb{E} \{\tilde{s}'_\alpha(\theta)H_{\alpha\alpha'}^*(\theta)\tilde{s}_\alpha(\theta)\} = O(1/T), \quad \sup_{\theta \in \Theta} \mathbb{E} [\tilde{s}'_\gamma(\theta)H_{\gamma\gamma'}^*(\theta)\tilde{s}_\gamma(\theta)] = O(1/N).$$

**Proof.** Seeing  $\mathbb{E}s(\theta) = 0$ , the claim without  $\mathbb{E}$  is

$$\begin{aligned} & s'(\theta)[-H(\theta)]^{-1}s(\theta) \\ &= [s(\theta) - \mathbb{E}s(\theta)]'[-H(\theta)]^{-1}[s(\theta) - \mathbb{E}s(\theta)] \\ &= [s(\theta) - \mathbb{E}s(\theta)]'[-\mathbb{E}H(\theta)]^{-1}[s(\theta) - \mathbb{E}s(\theta)]'(1 + o_{\mathbb{P}}(1)) \\ &= -[\tilde{s}'_\alpha(\theta)H_{\alpha\alpha'}^*(\theta)\tilde{s}_\alpha(\theta) + \tilde{s}'_\gamma(\theta)H_{\gamma\gamma'}^*(\theta)\tilde{s}_\gamma(\theta) + 2\tilde{s}'_\alpha(\theta)H_{\alpha\gamma'}^*(\theta)\tilde{s}_\gamma(\theta)](1 + o_{\mathbb{P}}(1)). \end{aligned} \quad (\text{C.5})$$

Since  $K$  is fixed, we assume without loss of generality that  $K = 1$ . In what follows, we show

$$\sup_{\theta \in \Theta} \mathbb{E} [\tilde{s}'_\alpha(\theta)H_{\alpha\gamma'}^*(\theta)\tilde{s}_\gamma(\theta)] = O(1/(NT)), \quad (\text{C.6})$$

and

$$\sup_{\theta \in \Theta} \mathbb{E} [\tilde{s}'_\alpha(\theta)H_{\alpha\alpha'}^*(\theta)\tilde{s}_\alpha(\theta)] = O(1/T), \quad \sup_{\theta \in \Theta} \mathbb{E} [\tilde{s}'_\gamma(\theta)H_{\gamma\gamma'}^*(\theta)\tilde{s}_\gamma(\theta)] = O(1/N). \quad (\text{C.7})$$

Thus,  $\mathbb{E} [\tilde{s}'_\alpha(\theta)H_{\alpha\gamma'}^*(\theta)\tilde{s}_\gamma(\theta)]$  is negligible in the expansion relative to the other two terms from the quadratic form.

Under Assumptions 1(ii) and 1(v), using Davydov's inequality, we have  $\sup_{i,j} \sup_{\theta \in \Theta} \text{Var}[h_{i,j}^\alpha(\theta)] = o(1)$  as  $N, T \rightarrow \infty$ , where  $\text{Var}$  denotes the variance and  $h_{i,j}^\alpha(\theta)$  is the  $(i, j)$ -th element of  $N \cdot H_{\alpha\alpha'}^*(\theta)$  with  $i, j = 1, \dots, N-1$ . Invoking the Markov's inequality,

$$\sup_{i,j} \sup_{\theta \in \Theta} \{h_{i,j}^\alpha(\theta) - \mathbb{E}[h_{i,j}^\alpha(\theta)]\} = o_{\mathbb{P}}(1).$$

Similarly, we have

$$\begin{aligned} & \sup_{t,s} \sup_{\theta \in \Theta} \{h_{t,s}^\gamma(\theta) - \mathbb{E}[h_{t,s}^\gamma(\theta)]\} = o_{\mathbb{P}}(1), \\ & \sup_{i,t} \sup_{\theta \in \Theta} \{h_{i,t}^{\alpha\gamma}(\theta) - \mathbb{E}[h_{i,t}^{\alpha\gamma}(\theta)]\} = o_{\mathbb{P}}(1), \end{aligned}$$

where  $h_{t,s}^\gamma(\theta)$  denote the  $(t, s)$ -th element of  $T \cdot H_{\gamma\gamma'}(\theta)$ , with  $t, s = 1, \dots, T-1$ , and  $h_{i,t}^{\alpha\gamma}(\theta)$  the  $(i, t)$ -th element of  $NT \cdot H_{\alpha\gamma'}(\theta)$ , for  $i = 1, \dots, N-1$  and  $t = 1, \dots, T-1$ . Therefore, we have

$$\begin{aligned} & N \|H_{\alpha\alpha'}(\theta) - \mathbb{E}[H_{\alpha\alpha'}(\theta)]\|_{\max} = o_{\mathbb{P}}(1), \quad T \|H_{\gamma\gamma'}(\theta) - \mathbb{E}[H_{\gamma\gamma'}(\theta)]\|_{\max} = o_{\mathbb{P}}(1), \\ & NT \|H_{\alpha\gamma'}(\theta) - \mathbb{E}[H_{\alpha\gamma'}(\theta)]\|_{\max} = o_{\mathbb{P}}(1), \end{aligned}$$

uniformly for  $\theta \in \Theta$ , where  $\|A\|_{\max}$  denotes the max-norm of a matrix  $A$ . In addition, by matrix inversion in block form, it follows that

$$\sup_{\theta \in \Theta} \|H_{\alpha\alpha'}^*(\theta)\|_{\max} = O(T), \quad \sup_{\theta \in \Theta} \|H_{\gamma\gamma'}^*(\theta)\|_{\max} = O(N),$$

$$\sup_{\theta \in \Theta} \|H_{\alpha\gamma'}^*(\theta)\|_{\max} = O(1).$$

For  $i = 1, \dots, N-1$  and  $t = 1, \dots, T-1$ , define  $h_{i,t}^{*\alpha\gamma}(\theta)$  as the  $(i,t)$ -th element of  $H_{\alpha\gamma'}^*(\theta)$ . We first show (C.6). We have

$$\begin{aligned} & \mathbb{E} \left\{ (N\sqrt{T}\tilde{s}'_{\alpha}(\theta)) H_{\alpha\gamma'}^*(\theta) (\sqrt{NT}\tilde{s}_{\gamma}(\theta)) \right\} \\ &= \frac{1}{\sqrt{NT}} \mathbb{E} \left\{ \sum_{i=1}^{N-1} \sum_{t=1}^{T-1} h_{i,t}^{*\alpha\gamma}(\theta) \cdot \left[ \sum_{s=1}^T \tilde{s}_{i,s}^{\alpha}(\theta) - \tilde{s}_{N,s}^{\alpha}(\theta) \right] \left[ \sum_{j=1}^N \tilde{s}_{j,t}^{\gamma}(\theta) - \tilde{s}_{j,T}^{\gamma}(\theta) \right] \right\} \\ &= \frac{1}{\sqrt{NT}} \sum_{i=1}^{N-1} \mathbb{E} \left[ \left( \sum_{s=1}^T \tilde{s}_{i,s}^{\alpha}(\theta) \right) \left( \sum_{t=1}^{T-1} \tilde{s}_{i,t}^{\gamma}(\theta) h_{i,t}^{*\alpha\gamma}(\theta) \right) \right] \\ &\quad - \frac{1}{\sqrt{NT}} \sum_{i=1}^{N-1} \left[ \left( \sum_{t=1}^{T-1} h_{i,t}^{*\alpha\gamma}(\theta) \right) \mathbb{E} \left( \sum_{s=1}^T \tilde{s}_{i,s}^{\alpha}(\theta) \tilde{s}_{j,T}^{\gamma}(\theta) \right) \right] \\ &\quad - \frac{1}{\sqrt{NT}} \mathbb{E} \left\{ \left( \sum_{s=1}^T \tilde{s}_{N,s}^{\alpha}(\theta) \right) \left[ \sum_{t=1}^{T-1} \tilde{s}_{N,t}^{\gamma}(\theta) \left( \sum_{i=1}^{N-1} h_{i,t}^{*\alpha\gamma}(\theta) \right) \right] \right\} \\ &\quad + \frac{1}{\sqrt{NT}} \left( \sum_{i=1}^{N-1} \sum_{t=1}^{T-1} h_{i,t}^{*\alpha\gamma}(\theta) \right) \mathbb{E} \left( \sum_{s=1}^T \tilde{s}_{N,s}^{\alpha}(\theta) \tilde{s}_{N,T}^{\gamma}(\theta) \right) \\ &=: A_{NT,1}(\theta) - A_{NT,2}(\theta) - A_{NT,3}(\theta) + A_{NT,4}(\theta). \end{aligned} \tag{C.8}$$

By Assumptions 1(ii) and 1(v), and using Davydov's inequality, we obtain for some  $\eta > 2$  that

$$\begin{aligned} |A_{NT,1}(\theta)| &= \frac{1}{\sqrt{NT}} \sum_{i=1}^{N-1} \left| \mathbb{E} \left[ \left( \sum_{s=1}^{T-1} \tilde{s}_{i,s}^{\alpha}(\theta) \right) \left( \sum_{t=1}^{T-1} \tilde{s}_{i,t}^{\gamma}(\theta) h_{i,t}^{*\alpha\gamma}(\theta) \right) + \sum_{t=1}^{T-1} \tilde{s}_{i,T}^{\alpha}(\theta) \tilde{s}_{i,t}^{\gamma}(\theta) h_{i,t}^{*\alpha\gamma}(\theta) \right] \right| \\ &\leq \sqrt{NT} \left( \sup_{\theta \in \Theta} \|H_{\alpha\gamma'}^*(\theta)\|_{\max} \right) \left( \sup_{i,t} \{\mathbb{E}[g^{\eta}(w_{it})]\}^{2/\eta} \right) \\ &\quad \times \sup \left( [a_i(0)]^{1-2/\eta} + 2 \sum_{m=1}^{T-2} \left[ \left( 1 - \frac{m}{T-1} \right) [a_i(m)]^{1-2/\eta} \right] + \frac{1}{T-1} \sum_{m=1}^{T-1} [a_i(m)]^{1-2/\eta} \right) \\ &= O(\sqrt{NT}). \end{aligned}$$

Similarly,

$$\begin{aligned} |A_{NT,2}(\theta)| &= \frac{T}{\sqrt{NT}} \sum_{i=1}^{N-1} \left( \frac{1}{T} \sum_{t=1}^{T-1} |h_{i,t}^{*\alpha\gamma}(\theta)| \right) \left| \mathbb{E} \left( \sum_{s=1}^T \tilde{s}_{i,s}^{\alpha}(\theta) \tilde{s}_{i,T}^{\gamma}(\theta) \right) \right| \\ &\leq \sqrt{NT} \left( \sup_{\theta \in \Theta} \|H_{\alpha\gamma'}^*(\theta)\|_{\max} \right) \left( \sup_{i,t} \{\mathbb{E}[g^{\eta}(w_{it})]\}^{2/\eta} \right) \left( \sup_i \sum_{m=0}^{T-1} [a_i(m)]^{1-2/\eta} \right) \\ &= O(\sqrt{NT}); \\ |A_{NT,3}(\theta)| &= \frac{N}{\sqrt{NT}} \left| \mathbb{E} \left[ \left( \sum_{s=1}^T \tilde{s}_{N,s}^{\alpha}(\theta) \right) \left( \sum_{t=1}^{T-1} \tilde{s}_{N,t}^{\gamma}(\theta) \left( \frac{1}{N} \sum_{i=1}^{N-1} h_{i,t}^{*\alpha\gamma}(\theta) \right) \right) \right] \right| \end{aligned}$$



$$\begin{aligned}
&= \sqrt{NT} \left( \sup_{\theta \in \Theta} \|H_{\alpha\gamma'}^*(\theta)\|_{\max} \right) \left( \sup_{i,t} \{\mathbb{E}[g^\eta(w_{it})]\}^{2/\eta} \right) \\
&\quad \times \sup_i \left( [a_i(0)]^{1-2/\eta} + 2 \sum_{m=1}^{T-2} \left[ \left(1 - \frac{m}{T-1}\right) [a_i(m)]^{1-2/\eta} \right] + \frac{1}{T-1} \sum_{m=1}^{T-1} [a_i(m)]^{1-2/\eta} \right) \\
&= O(\sqrt{NT}); \\
|A_{NT,4}(\theta)| &\leq \sqrt{NT} \left( \sup_{\theta \in \Theta} \|H_{\alpha\gamma'}^*(\theta)\|_{\max} \right) \left( \sup_{i,t} \{\mathbb{E}[g^\eta(w_{it})]\}^{2/\eta} \right) \sup_i \left( \sum_{m=0}^{T-1} [a_i(m)]^{1-2/\eta} \right) \\
&= O(\sqrt{NT}).
\end{aligned}$$

Therefore, (C.6) follows from (C.8).

Let  $h_{i,j}^{*\alpha}(\theta)$  denote the  $(i,j)$ -th element of  $T^{-1}H_{\alpha\alpha'}^*(\theta)$ ,  $i, j = 1, \dots, N-1$ . By Assumption 1(ii), we know that  $\sup_{i \geq 1} h_{i,i}^{*\alpha}(\theta) = O(1)$  uniformly in  $\theta$ . Recall,  $\alpha := (\alpha'_1, \dots, \alpha'_N)'$  and  $\gamma := (\gamma'_1, \dots, \gamma'_T)'$ . Note that

$$N \cdot H_{\alpha\alpha'}(\theta) = D_1 [N \cdot \partial_{\alpha\alpha'} l(\theta, \phi)]_{\phi=\phi(\theta)} D_1',$$

implying  $N \cdot H_{\alpha\alpha'}(\theta)$  can be written as the sum of a diagonal matrix and a rank-one matrix. Thus, following from Miller (1981), we have  $\sup_{i \neq j} h_{i,j}^{*\alpha}(\theta) = O(1/N)$  uniformly in  $\theta$ . Now,

$$\begin{aligned}
&T \mathbb{E} [\tilde{s}'_\alpha(\theta) H_{\alpha\alpha'}^*(\theta) \tilde{s}_\alpha(\theta)] \\
&= \frac{1}{N} \mathbb{E} \left\{ (N\sqrt{T} \tilde{s}'_\alpha(\theta)) [N^{-1} H_{\alpha\alpha'}^*(\theta)] (N\sqrt{T} \tilde{s}_\alpha(\theta)) \right\} \\
&= \frac{1}{N} \sum_{i=1}^{N-1} h_{i,i}^{*\alpha}(\theta) \mathbb{E} \left( \frac{1}{\sqrt{T}} \sum_{t=1}^T [\tilde{s}_{i,t}^\alpha(\theta) - \tilde{s}_{N,t}^\alpha(\theta)] \right)^2 \\
&\quad + \frac{2}{N} \sum_{1 \leq i < j \leq N-1} h_{i,j}^{*\alpha}(\theta) \mathbb{E} \left[ \left( \frac{1}{\sqrt{T}} \sum_{t=1}^T [\tilde{s}_{i,t}^\alpha(\theta) - \tilde{s}_{N,t}^\alpha(\theta)] \right) \left( \frac{1}{\sqrt{T}} \sum_{t=1}^T [\tilde{s}_{j,t}^\alpha(\theta) - \tilde{s}_{N,t}^\alpha(\theta)] \right) \right] \\
&=: I_{NT,1}(\theta) + I_{NT,2}(\theta). \tag{C.9}
\end{aligned}$$

Here, by Assumptions 1(ii) and 1(v), applying Davydov's inequality gives, for some  $\eta > 2$ ,

$$\begin{aligned}
&\sup_{\theta \in \Theta} |I_{NT,1}(\theta)| \\
&= \sup_{\theta \in \Theta} \frac{1}{NT} \sum_{i=1}^{N-1} |h_{i,i}^{*\alpha}(\theta)| \left| \sum_{t=1}^T \sum_{s=1}^T \mathbb{E} [\tilde{s}_{i,t}^\alpha(\theta) \tilde{s}_{i,s}^\alpha(\theta)] + \sum_{t=1}^T \sum_{s=1}^T \mathbb{E} [\tilde{s}_{N,t}^\alpha(\theta) \tilde{s}_{N,s}^\alpha(\theta)] \right| \\
&\leq \left( \frac{1}{N} \sum_{i=1}^{N-1} |h_{i,i}^{*\alpha}(\theta)| \right) \left( \sup_{i,t} \{\mathbb{E}[g^\eta(w_{it})]\}^{2/\eta} \right) \sup_i \left( [a_i(0)]^{1-2/\eta} + 2 \sum_{m=1}^{T-1} \left(1 - \frac{m}{T}\right) [a_i(m)]^{1-2/\eta} \right) \\
&= O(1)
\end{aligned}$$

as  $N, T \rightarrow \infty$ , where the conditional cross-sectional independence leads to the first equality. Similarly

$$\sup_{\theta \in \Theta} |I_{NT,2}(\theta)|$$

$$\begin{aligned}
&= \frac{2}{N} \sum_{1 \leq i < j \leq N-1} \left\{ |h_{i,j}^{*\alpha}(\theta)| \mathbb{E} \left[ \left( \frac{1}{\sqrt{T}} \sum_{t=1}^T \tilde{s}_{N,t}^\alpha(\theta) \right)^2 \right] \right\} \\
&\leq \left( \frac{2}{N} \sum_{1 \leq i < j \leq N-1} |h_{i,j}^{*\alpha}(\theta)| \right) \left( \sup_{i,t} \{\mathbb{E}[g^\eta(w_{it})]\}^{2/\eta} \right) \sup_i \left( [a_i(0)]^{1-2/\eta} + 2 \sum_{m=1}^{T-1} \left(1 - \frac{m}{T}\right) [a_i(m)]^{1-2/\eta} \right) \\
&= O(1),
\end{aligned}$$

noting that  $\sup_{i \neq j} h_{i,j}^{*\alpha}(\theta) = O(1/N)$  uniformly in  $\theta$ . Thus, the first part of (C.7) follows from (C.9). The second part of (C.7) follows from a similar procedure.

Combining (C.5), (C.6), and (C.7),

$$\begin{aligned}
\mathbb{E} \{s'(\theta)[-H(\theta)]^{-1}s(\theta)\} &= \mathbb{E} \{\tilde{s}'_\alpha(\theta)H_{\alpha\alpha'}^*(\theta)\tilde{s}_\alpha(\theta)\} + \mathbb{E} \{\tilde{s}'_\gamma(\theta)H_{\gamma\gamma'}^*(\theta)\tilde{s}_\gamma(\theta)\} \\
&\quad + \mathbb{E} \{\tilde{s}'_\alpha(\theta)H_{\alpha\alpha'}^*(\theta)\tilde{s}_\alpha(\theta) + \tilde{s}'_\gamma(\theta)H_{\gamma\gamma'}^*(\theta)\tilde{s}_\gamma(\theta)\} \cdot o_{\mathbb{P}}(1).
\end{aligned}$$

By Assumption 1(ii), for  $S \in \{0, 1, 2\}$ , we have

$$\sup_{i,t} \mathbb{E} \{|\partial_{\phi_1 \dots \phi_S} l_{i,t}(\theta, \phi)| \mathbb{1}\{|\partial_{\phi_1 \dots \phi_S} l_{i,t}(\theta, \phi)| > a\}\} \rightarrow 0$$

as  $a \rightarrow \infty$ , which shows that  $\{\partial_{\phi_1 \dots \phi_S} l_{i,t}(\theta, \phi)\}_{i,t}$  are uniformly integrable. By the  $L_1$  convergence theorem, we hence have

$$\sqrt{NT} \mathbb{E} \{\tilde{s}'_\alpha(\theta)H_{\alpha\alpha'}^*(\theta)\tilde{s}_\alpha(\theta) + \tilde{s}'_\gamma(\theta)H_{\gamma\gamma'}^*(\theta)\tilde{s}_\gamma(\theta)\} \cdot o_{\mathbb{P}}(1) \rightarrow 0,$$

as  $N, T \rightarrow \infty$ . This completes the proof. ■

The next lemma shows that the remainder term in Equation (2.6)  $r^s(\theta) := r^s(\theta, a)$  is  $O_{\mathbb{P}}(1/(NT))$  uniformly.

**Lemma C.2** *Under Assumption 1,*

$$\sup_{\theta \in \Theta} \sup_a \|r^s(\theta, a)\|_{\max} = O_{\mathbb{P}}(1/(NT)),$$

as  $N$  and  $T \rightarrow \infty$ , where  $\sup_a$  is taken over  $a_j \in (0, 1)$  for all  $j = 1, \dots, (N+T-2)K$ .

**Proof.** In the proof, we retain the notation and setup from Lemma C.1. From (2.6), it is evident that the dominant term in the expansion of  $\hat{\psi}(\theta) - \psi(\theta)$  is  $[-H(\theta)]^{-1}s(\theta)$ . Specifically,

$$\begin{aligned}
[-H(\theta)]^{-1}s(\theta) &= [-\mathbb{E}H(\theta)]^{-1}[s(\theta) - \mathbb{E}s(\theta)](1 + o_{\mathbb{P}}(1)) \\
&= - \left( \begin{matrix} H_{\alpha\alpha'}^*(\theta)\tilde{s}_\alpha(\theta) + H_{\alpha\gamma'}^*(\theta)\tilde{s}_\gamma(\theta) \\ H_{\gamma\alpha'}^*(\theta)\tilde{s}_\alpha(\theta) + H_{\gamma\gamma'}^*(\theta)\tilde{s}_\gamma(\theta) \end{matrix} \right) + [-\mathbb{E}H(\theta)]^{-1}[s(\theta) - \mathbb{E}s(\theta)] \cdot o_{\mathbb{P}}(1) \quad (\text{C.10})
\end{aligned}$$

where  $o_{\mathbb{P}}(1)$  is uniform in both  $i$  and  $t$ . Let  $u_i^\alpha(\theta)$  denote the  $i$ -th element of  $H_{\alpha\alpha'}^*(\theta)\tilde{s}_\alpha(\theta)$ . It follows that

$$N\sqrt{T}u_i^\alpha(\theta) = N \sum_{j=1}^{N-1} \left[ h_{i,j}^{*\alpha}(\theta) \left( \frac{1}{\sqrt{T}} \sum_{t=1}^T [\tilde{s}_{j,t}^\alpha(\theta) - \tilde{s}_{N,t}^\alpha(\theta)] \right) \right]. \quad (\text{C.11})$$

Using the result from [Miller \(1981\)](#), we know that  $\sup_{i \geq 1} h_{i,i}^{*\alpha}(\theta) = O(1)$  and  $\sup_{i \neq j} h_{i,j}^{*\alpha}(\theta) = O(1/N)$  uniformly in  $\theta$ , implying  $\sum_{j=1}^{N-1} h_{i,j}^{*\alpha}(\theta) = O(1/N)$  uniformly in both  $i$  and  $\theta$ . Since  $1/\sqrt{T} \sum_{t=1}^T \tilde{s}_{i,t}^\alpha(\theta) = O_{\mathbb{P}}(1)$  uniformly over  $i$  by Assumptions [1\(ii\)](#) and [1\(v\)](#), we obtain

$$N \sum_{j=1}^{N-1} \left[ h_{i,j}^{*\alpha}(\theta) \left( \frac{1}{\sqrt{T}} \sum_{t=1}^T \tilde{s}_{j,t}^\alpha(\theta) \right) \right] = O_{\mathbb{P}}(1), \quad N \left( \sum_{j=1}^{N-1} h_{i,j}^{*\alpha}(\theta) \right) \left( \frac{1}{\sqrt{T}} \sum_{t=1}^T \tilde{s}_{N,t}^\alpha(\theta) \right) = O_{\mathbb{P}}(1).$$

Therefore,  $N\sqrt{T}u_i^\alpha(\theta) = O_{\mathbb{P}}(1)$  uniformly over  $i$ . Let  $u_i^{\alpha\gamma}(\theta)$  denote the  $i$ -th element of  $H_{\alpha\gamma'}^*(\theta) \tilde{s}_\gamma(\theta)$ . Given that  $\sup_{\theta \in \Theta} \|H_{\alpha\gamma'}^*(\theta)\|_{\max} = O(1)$ , we have

$$T\sqrt{N}u_i^{\alpha\gamma}(\theta) = \sum_{t=1}^{T-1} \left[ h_{i,t}^{*\alpha\gamma}(\theta) \left( \frac{1}{\sqrt{N}} \sum_{j=1}^N [\tilde{s}_{j,t}^\gamma(\theta) - \tilde{s}_{j,T}^\gamma(\theta)] \right) \right]. \quad (\text{C.12})$$

Since  $\sum_{t=1}^{T-1} h_{i,t}^{*\alpha\gamma}(\theta) = O(1)$ , which follows from  $\mathbb{E}[\partial_{\tilde{\alpha}\tilde{\gamma}'} \ell(\theta, \psi)|_{\psi=\psi(\theta)}] = \partial_{\tilde{\gamma}'} \mathbb{E}[\partial_{\tilde{\alpha}} \ell(\theta, \psi)|_{\psi=\psi(\theta)}] = 0$ , for  $\tilde{\alpha} := (\alpha'_1, \dots, \alpha'_{N-1})'$  and  $\tilde{\gamma} := (\gamma'_1, \dots, \gamma'_{T-1})'$ , it holds that

$$\sum_{t=1}^{T-1} \left[ h_{i,t}^{*\alpha\gamma}(\theta) \left( \frac{1}{\sqrt{N}} \sum_{j=1}^N \tilde{s}_{j,t}^\gamma(\theta) \right) \right] = O_{\mathbb{P}}(1), \quad \left( \sum_{t=1}^{T-1} h_{i,t}^{*\alpha\gamma}(\theta) \right) \left( \frac{1}{\sqrt{N}} \sum_{j=1}^N \tilde{s}_{j,T}^\gamma(\theta) \right) = O_{\mathbb{P}}(1)$$

uniformly in  $\theta$ . From [\(C.11\)](#) and [\(C.12\)](#), we conclude that

$$\sup_{\theta \in \Theta} \|H_{\alpha\alpha'}^*(\theta) \tilde{s}_\alpha(\theta)\|_{\max} = O_{\mathbb{P}}\left(1/(N\sqrt{T})\right), \quad \sup_{\theta \in \Theta} \|H_{\alpha\gamma'}^*(\theta) \tilde{s}_\gamma(\theta)\|_{\max} = O_{\mathbb{P}}\left(1/(T\sqrt{N})\right). \quad (\text{C.13})$$

Following a similar proof, we also have

$$\sup_{\theta \in \Theta} \|H_{\gamma\gamma'}^*(\theta) \tilde{s}_\gamma(\theta)\|_{\max} = O_{\mathbb{P}}\left(1/(T\sqrt{N})\right), \quad \sup_{\theta \in \Theta} \|H_{\gamma\alpha'}^*(\theta) \tilde{s}_\alpha(\theta)\|_{\max} = O_{\mathbb{P}}\left(1/(N\sqrt{T})\right). \quad (\text{C.14})$$

Thus, combining [\(C.10\)](#), [\(C.13\)](#), and [\(C.14\)](#), we have

$$\left\| [-H(\theta)]^{-1} s(\theta) + [\mathbb{E}H(\theta)]^{-1} [s(\theta) - \mathbb{E}s(\theta)] \right\|_{\max} = o_{\mathbb{P}}\left(1/(NT)^{3/4}\right),$$

where  $o_{\mathbb{P}}(\cdot)$  is uniform in  $\theta$ . Noting that

$$\hat{\psi}(\theta) - \psi(\theta) = [-H(\theta)]^{-1} s(\theta) (1 + o_{\mathbb{P}}(1)),$$

we further have

$$\left\| \hat{\psi}(\theta) - \psi(\theta) + [\mathbb{E}H(\theta)]^{-1} [s(\theta) - \mathbb{E}s(\theta)] \right\|_{\max} = o_{\mathbb{P}}\left(1/(NT)^{3/4}\right). \quad (\text{C.15})$$

From [\(C.15\)](#), we conclude that  $\sup_{\theta \in \Theta} \|G_{\psi_j}(\theta, a_j) - \partial_{\psi_j} H(\theta)\|_{\max} = o_{\mathbb{P}}(1)$ . Without loss of generality, let  $\psi_j = \alpha_i$  for  $i = 1, \dots, N-1$ . We can express  $\partial_{\alpha_i} H(\theta)$  as

$$\partial_{\alpha_i} H(\theta) = \begin{pmatrix} \partial_{\alpha_i} H_{\alpha\alpha'}(\theta), & \partial_{\alpha_i} H_{\alpha\gamma'}(\theta) \\ \partial_{\alpha_i} H_{\gamma\alpha'}(\theta), & \partial_{\alpha_i} H_{\gamma\gamma'}(\theta) \end{pmatrix}.$$

We then have

$$\begin{aligned}
N \cdot \partial_{\alpha_i} H_{\alpha\alpha'}(\theta) &= \frac{1}{T} \sum_{t=1}^T \text{diag} \left( 0, \dots, 0, \partial_{\alpha_i \alpha_i \alpha_i} l_{i,t}(\theta, \phi)|_{\phi=\phi(\theta)}, 0, \dots, 0 \right) \\
&\quad - \left( \frac{1}{T} \sum_{t=1}^T \partial_{\alpha_N \alpha_N \alpha_N} l_{N,t}(\theta, \phi)|_{\phi=\phi(\theta)} \right) \iota_{N-1} \iota'_{N-1}, \\
NT \cdot \partial_{\alpha_i} H_{\gamma\gamma'}(\theta) &= \text{diag} \left\{ \partial_{\gamma_1 \gamma_1 \alpha_i} l_{i,1}(\theta, \phi)|_{\phi=\phi(\theta)}, \dots, \partial_{\gamma_{T-1} \gamma_{T-1} \alpha_i} l_{i,T-1}(\theta, \phi)|_{\phi=\phi(\theta)} \right\} \\
&\quad + \partial_{\gamma_T \gamma_T \alpha_i} l_{i,T}(\theta, \phi)|_{\phi=\phi(\theta)} \iota_{N-1} \iota'_{N-1}, \\
NT \cdot \partial_{\alpha_i} H_{\alpha\gamma'}(\theta) &= \left( \partial_{\alpha_i \alpha_i \gamma_1} l_{i,1}(\theta, \phi)|_{\phi=\phi(\theta)}, \dots, \partial_{\alpha_i \alpha_i \gamma_{T-1}} l_{i,T-1}(\theta, \phi)|_{\phi=\phi(\theta)} \right) \otimes e_i \\
&\quad + \left( \partial_{\alpha_N \alpha_N \gamma_1} l_{N,1}(\theta, \phi)|_{\phi=\phi(\theta)}, \dots, \partial_{\alpha_N \alpha_N \gamma_{T-1}} l_{N,T-1}(\theta, \phi)|_{\phi=\phi(\theta)} \right) \otimes \iota_{N-1},
\end{aligned}$$

where  $e_i$  is an  $(N-1) \times 1$  vector with the  $i$ -th component equal to 1 and all other elements equal to 0. Using (C.15), for each  $j = 1, \dots, N-1$ , we write

$$\begin{aligned}
&\sup_{a_j \in (0,1)} r_{\psi_j}^s(\theta, a_j) \\
&= \sup_{a_j \in (0,1)} \frac{1}{2} \left( \widehat{\psi}(\theta) - \psi(\theta) \right)' G_{\psi_j}(\theta, a_j) \left( \widehat{\psi}(\theta) - \psi(\theta) \right) \\
&= \frac{1}{2} \left( H_{\alpha\alpha'}^*(\theta) \widetilde{s}_\alpha(\theta) + H_{\alpha\gamma'}^*(\theta) \widetilde{s}_\gamma(\theta) \right)' \partial_{\alpha_i} H(\theta) \left( H_{\alpha\alpha'}^*(\theta) \widetilde{s}_\alpha(\theta) + H_{\alpha\gamma'}^*(\theta) \widetilde{s}_\gamma(\theta) \right) [1 + o_{\mathbb{P}}(1)] \\
&= \frac{1}{2} \left\{ \left( H_{\alpha\alpha'}^*(\theta) \widetilde{s}_\alpha(\theta) + H_{\alpha\gamma'}^*(\theta) \widetilde{s}_\gamma(\theta) \right)' \partial_{\alpha_i} H_{\alpha\alpha'}(\theta) \left( H_{\alpha\alpha'}^*(\theta) \widetilde{s}_\alpha(\theta) + H_{\alpha\gamma'}^*(\theta) \widetilde{s}_\gamma(\theta) \right) \right. \\
&\quad + \left( H_{\alpha\alpha'}^*(\theta) \widetilde{s}_\alpha(\theta) + H_{\alpha\gamma'}^*(\theta) \widetilde{s}_\gamma(\theta) \right)' \partial_{\alpha_i} H_{\gamma\gamma'}(\theta) \left( H_{\alpha\alpha'}^*(\theta) \widetilde{s}_\alpha(\theta) + H_{\alpha\gamma'}^*(\theta) \widetilde{s}_\gamma(\theta) \right) \\
&\quad \left. + 2 \left( H_{\alpha\alpha'}^*(\theta) \widetilde{s}_\alpha(\theta) + H_{\alpha\gamma'}^*(\theta) \widetilde{s}_\gamma(\theta) \right)' \partial_{\alpha_i} H_{\alpha\gamma'}(\theta) \left( H_{\alpha\alpha'}^*(\theta) \widetilde{s}_\alpha(\theta) + H_{\alpha\gamma'}^*(\theta) \widetilde{s}_\gamma(\theta) \right) \right\} [1 + o_{\mathbb{P}}(1)] \\
&=: \frac{1}{2} \{ C_{NT,1}(\theta) + C_{NT,2}(\theta) + C_{NT,3}(\theta) \} [1 + o_{\mathbb{P}}(1)]. \tag{C.16}
\end{aligned}$$

Let  $v_i^\alpha(\theta)$  denote the  $i$ -th element of  $H_{\alpha\alpha'}^*(\theta) \widetilde{s}_\alpha(\theta) + H_{\alpha\gamma'}^*(\theta) \widetilde{s}_\gamma(\theta)$ , for  $i = 1, \dots, N-1$ . Using (C.11) and (C.12), it can be shown that

$$\begin{aligned}
&C_{NT,1}(\theta) \\
&= \frac{1}{N} \left( \sum_{i=1}^{N-1} v_i^\alpha(\theta) \right)^2 \left( \frac{1}{T} \sum_{t=1}^T \partial_{\alpha_i \alpha_i \alpha_i} l_{i,t}(\theta, \phi)|_{\phi=\phi(\theta)} \right) - \frac{1}{N} \left( \sum_{i=1}^{N-1} v_i^\alpha(\theta) \right)^2 \left( \frac{1}{T} \sum_{t=1}^T \partial_{\alpha_N \alpha_N \alpha_N} l_{N,t}(\theta, \phi)|_{\phi=\phi(\theta)} \right) \\
&= O_{\mathbb{P}}(1/(NT)),
\end{aligned}$$

uniformly in  $\theta$ . By similar arguments, we also have

$$\sup_{\theta \in \Theta} C_{NT,2}(\theta) = O_{\mathbb{P}}(1/(NT)^{3/2}), \quad \sup_{\theta \in \Theta} C_{NT,3}(\theta) = O_{\mathbb{P}}(1/(NT)^{3/2}).$$

Therefore, when  $\psi_j = \alpha_i$ , we have

$$\begin{aligned}
& \sup_{\theta \in \Theta} \sup_{a_j \in (0,1)} r_{\psi_j}^s(\theta, a_j) \\
&= -\frac{1}{2N} \left( \sum_{i=1}^{N-1} v_i^\alpha(\theta) \right)^2 \left( \frac{1}{T} \sum_{t=1}^T \partial_{\alpha_N \alpha_N \alpha_N} l_{N,t}(\theta, \phi)|_{\phi=\phi(\theta)} \right) + o_{\mathbb{P}}(1/(NT)) \\
&= O_{\mathbb{P}}(1/(NT)).
\end{aligned} \tag{C.17}$$

Similarly, when  $\psi_j = \gamma_t$  ( $t = 1, \dots, T-1$ ),

$$\begin{aligned}
& \sup_{\theta \in \Theta} \sup_{a_j \in (0,1)} r_{\psi_j}^s(\theta, a_j) \\
&= -\frac{1}{2T} \left( \sum_{t=1}^{T-1} v_t^\gamma(\theta) \right)^2 \left( \frac{1}{N} \sum_{i=1}^N \partial_{\gamma_T \gamma_T \gamma_T} l_{i,T}(\theta, \phi)|_{\phi=\phi(\theta)} \right) + o_{\mathbb{P}}(1/(NT)) \\
&= O_{\mathbb{P}}(1/(NT)),
\end{aligned} \tag{C.18}$$

where  $v_t^\gamma(\theta)$  denotes the  $t$ -th element of  $H_{\gamma\alpha'}^*(\theta)\tilde{s}_\alpha(\theta) + H_{\gamma\gamma'}^*(\theta)\tilde{s}_\gamma(\theta)$  for  $t = 1, \dots, T-1$ . This leads to the desired result. ■

The next lemma shows that  $\mathbb{E}r(\theta)$  is  $O(1/(NT))$  uniformly in  $\theta$ .

**Lemma C.3** *Under Assumption 1,  $r(\theta)$  defined by (A.8) satisfies*

$$\sup_{\theta \in \Theta} \mathbb{E}[r(\theta)] = O(1/(NT)),$$

as  $N$  and  $T \rightarrow \infty$ .

**Proof.** In the proof, we retain the notation and setup from Lemmas C.1 and C.2. From Lemma C.2, we know that  $NT \cdot r^s(\theta, a)$  is comparable to  $(NT)^{3/4} \cdot s(\theta)$ . Following similar arguments as in Lemma C.1, we can show that

$$\mathbb{E} \{ (r^s(\theta, a))' [H(\theta)]^{-1} r^s(\theta, a) \} = O(1/(NT)).$$

Moreover, from (C.15), (C.17), and (C.17), we have

$$\begin{aligned}
& \left( \widehat{\psi}(\theta) - \psi(\theta) \right)' r^s(\theta, a_0 \iota_{N+T-2}) \\
&= \frac{1}{2N} \left( \sum_{i=1}^{N-1} v_i^\alpha(\theta) \right)^2 \left( \frac{1}{T} \sum_{t=1}^T \partial_{\alpha_N \alpha_N \alpha_N} l_{N,t}(\theta, \phi)|_{\phi=\phi(\theta)} \right) \\
&\quad + \frac{1}{2T} \left( \sum_{t=1}^{T-1} v_t^\gamma(\theta) \right)^2 \left( \frac{1}{N} \sum_{i=1}^N \partial_{\gamma_T \gamma_T \gamma_T} l_{i,T}(\theta, \phi)|_{\phi=\phi(\theta)} \right) \\
&\quad + \left( \sum_{i=1}^{N-1} v_i^\alpha(\theta) + \sum_{t=1}^{T-1} v_t^\gamma(\theta) \right) \cdot o_{\mathbb{P}}(1/(NT))
\end{aligned}$$

$$= O_{\mathbb{P}} \left( 1/(NT)^{5/4} \right). \quad (\text{C.19})$$

By Assumption 1(ii) and applying the  $L_1$  convergence theorem to C.19, we find that

$$\sup_{\theta \in \Theta} \mathbb{E} \left[ \left( \widehat{\psi}(\theta) - \psi(\theta) \right)' r^s(\theta, a_0 \iota_{N+T-2}) \right] = o(1/(NT)).$$

Thus,

$$\mathbb{E}[r(\theta)] = \frac{1}{2} \mathbb{E} \left[ (r^s(\theta, a))' [H(\theta)]^{-1} r^s(\theta, a) \right] + \frac{1}{3} \mathbb{E} \left[ \left( \widehat{\psi}(\theta) - \psi(\theta) \right)' r^s(\theta, a_0 \iota_{N+T-2}) \right] = O(1/(NT))$$

uniformly in  $\theta$ . ■

Next, we prove Theorem 2 and 1 below.

**Proof of Theorem 2.** Following the expansion in (2.5) and (2.6), we have

$$\mathbb{E}[\widehat{l}(\theta) - l(\theta)] = -\frac{1}{2} \mathbb{E}\{s'(\theta)[H(\theta)]^{-1}s(\theta)\} + \mathbb{E}r(\theta)$$

for  $r(\theta)$  defined in (A.8). The claim in Theorem 2 follows directly from Lemmas C.1 and C.3. ■

The proof of Theorem 1 is as follows.

**Proof of Theorem 1.** We retain the notation introduced in Lemmas C.1-C.3. We first show

$$\widehat{B}_\alpha(\theta) - B_\alpha(\theta) = o_{\mathbb{P}}(1/\sqrt{NT}), \quad \widehat{B}_\gamma(\theta) - B_\gamma(\theta) = o_{\mathbb{P}}(1/\sqrt{NT}). \quad (\text{C.20})$$

To show the first part of (C.20), note that

$$\widehat{B}_\alpha(\theta) - B_\alpha(\theta) = \frac{1}{2} \text{trace} \left\{ \widehat{H}_{\alpha\alpha'}^*(\theta) \left[ S_{\alpha\alpha}(\theta) - \widehat{S}_{\alpha\alpha}(\theta) \right] \right\} + \frac{1}{2} \text{trace} \left\{ \left[ \widehat{H}_{\alpha\alpha'}^*(\theta) - H_{\alpha\alpha'}^*(\theta) \right] S_{\alpha\alpha}(\theta) \right\},$$

where

$$\begin{aligned} S_{\alpha\alpha}(\theta) &= S_{\alpha\alpha}^1(\theta) + S_{\alpha\alpha}^2(\theta), \\ S_{\alpha\alpha}^1(\theta) &:= \text{diag} \left\{ \mathbb{E} \left[ \widetilde{S}_1^\alpha(\theta) \left( \widetilde{S}_1^\alpha(\theta) \right)' \right], \dots, \mathbb{E} \left[ \widetilde{S}_{N-1}^\alpha(\theta) \left( \widetilde{S}_{N-1}^\alpha(\theta) \right)' \right] \right\}, \\ S_{\alpha\alpha}^2(\theta) &:= (\iota_{N-1} \iota_{N-1}') \otimes \mathbb{E} \left[ \widetilde{S}_N^\alpha(\theta) \left( \widetilde{S}_N^\alpha(\theta) \right)' \right]; \\ \widehat{S}_{\alpha\alpha}(\theta) &= \widehat{S}_{\alpha\alpha}^1(\theta) + \widehat{S}_{\alpha\alpha}^2(\theta), \\ \widehat{S}_{\alpha\alpha}^1(\theta) &:= \text{diag} \left\{ \widehat{S}_1^\alpha(\theta) \left( \widehat{S}_1^\alpha(\theta) \right)', \dots, \widehat{S}_{N-1}^\alpha(\theta) \left( \widehat{S}_{N-1}^\alpha(\theta) \right)' \right\}, \\ \widehat{S}_{\alpha\alpha}^2(\theta) &:= (\iota_{N-1} \iota_{N-1}') \otimes \left[ \widehat{S}_N^\alpha(\theta) \left( \widehat{S}_N^\alpha(\theta) \right)' \right], \end{aligned}$$

for  $\widetilde{s}_\alpha(\theta) =: \left[ \left( \widetilde{S}_1^\alpha(\theta) \right)', \dots, \left( \widetilde{S}_N^\alpha(\theta) \right)' \right]'$ ,  $\widehat{s}_\alpha(\theta) =: \left[ \left( \widehat{S}_1^\alpha(\theta) \right)', \dots, \left( \widehat{S}_N^\alpha(\theta) \right)' \right]'$ , and  $\widehat{s}_\alpha(\theta)$  being  $s_\alpha(\theta)$  but with  $\phi(\theta)$  replaced by  $\widehat{\phi}(\theta)$ . Here we have

$$N^2 \left[ S_{\alpha\alpha}^1(\theta) - \widehat{S}_{\alpha\alpha}^1(\theta) \right]$$

$$\begin{aligned}
&= \frac{1}{T^2} \sum_{t=1}^T \sum_{s=1}^T \mathbb{1}\{|t-s| \leq \tau\} \\
&\quad \times \text{diag} \left\{ \widehat{s}_{1,t}^\alpha(\theta) (\widehat{s}_{1,s}^\alpha(\theta))' - \widehat{s}_{1,t}^\alpha(\theta) (\widehat{s}_{1,s}^\alpha(\theta))', \dots, \widehat{s}_{N-1,t}^\alpha(\theta) (\widehat{s}_{N-1,s}^\alpha(\theta))' - \widehat{s}_{N-1,t}^\alpha(\theta) (\widehat{s}_{N-1,s}^\alpha(\theta))' \right\} \\
&\quad + \frac{1}{T^2} \sum_{t=1}^T \sum_{s=1}^T \mathbb{1}\{|t-s| > \tau\} \\
&\quad \times \text{diag} \left\{ \mathbb{E} \left[ \widehat{s}_{1,t}^\alpha(\theta) (\widehat{s}_{1,s}^\alpha(\theta))' \right], \dots, \mathbb{E} \left[ \widehat{s}_{N-1,t}^\alpha(\theta) (\widehat{s}_{N-1,s}^\alpha(\theta))' \right] \right\}. \tag{C.21}
\end{aligned}$$

Under Assumptions 1(ii) and 1(v), by Davydov's inequality,

$$\mathbb{E} \left[ \widehat{s}_{i,t}^\alpha(\theta) (\widehat{s}_{i,s}^\alpha(\theta))' \right] \leq 8[a_i(|t-s|)]^{1-2/\eta} \sup_{i,t} \{\mathbb{E}[g^\eta(w_{it})]\}^{2/\eta},$$

where we assume without loss of generality that  $K = 1$ . Thus, as  $T \rightarrow \infty$ ,

$$\begin{aligned}
&\frac{1}{T} \sum_{t=1}^T \sum_{s=1}^T \mathbb{1}\{|t-s| > \tau\} \mathbb{E} \left[ \widehat{s}_{i,t}^\alpha(\theta) (\widehat{s}_{i,s}^\alpha(\theta))' \right] \\
&\leq 8 \sup_{i,t} \{\mathbb{E}[g^\eta(w_{it})]\}^{2/\eta} \left( \frac{1}{T} \sum_{t=1}^T \sum_{s=1}^T \mathbb{1}\{|t-s| > \tau\} [a_i(|t-s|)]^{1-2/\eta} \right) \\
&\leq 8 \sup_{i,t} \{\mathbb{E}[g^\eta(w_{it})]\}^{2/\eta} \left( \frac{T-\tau}{T} \sum_{m=\tau+1}^{\infty} [a_i(m)]^{1-2/\eta} \right) \\
&= o(1)
\end{aligned}$$

given that  $\tau/T \rightarrow 0$ . Combining this with (C.21), we have

$$\sup_{\theta \in \Theta} N^2 \left\| S_{\alpha\alpha}^1(\theta) - \widehat{S}_{\alpha\alpha}^1(\theta) \right\|_{\max} = o_{\mathbb{P}}(1/T). \tag{C.22}$$

From the proof of Lemma C.2, we also have  $\sup_{\theta \in \Theta} \|\widehat{\psi}(\theta) - \psi(\theta)\|_{\max} = o_{\mathbb{P}}(1)$ . Moreover, under the conditional strong mixing assumption, each element of  $T^{-1} \widehat{H}_{\alpha\alpha'}^*(\theta)$  converges in probability to the corresponding element in  $T^{-1} H_{\alpha\alpha'}^*(\theta)$  by the law of large numbers, where Therefore (C.22) further leads to

$$\begin{aligned}
\text{trace} \left\{ \widehat{H}_{\alpha\alpha'}^*(\theta) \left[ S_{\alpha\alpha}^1(\theta) - \widehat{S}_{\alpha\alpha}^1(\theta) \right] \right\} &= \frac{T}{N^2} \text{trace} \left\{ T^{-1} \widehat{H}_{\alpha\alpha'}^*(\theta) \cdot N^2 \left[ S_{\alpha\alpha}^1(\theta) - \widehat{S}_{\alpha\alpha}^1(\theta) \right] \right\} \\
&= \frac{T}{N} \frac{1}{N} \sum_{i=1}^{N-1} h_{i,i}^{*\alpha}(\theta) \cdot o_{\mathbb{P}}(1/T) \\
&= o_{\mathbb{P}}(1/T).
\end{aligned}$$

A similar procedure can be followed to show

$$\text{trace} \left\{ \widehat{H}_{\alpha\alpha'}^*(\theta) \left[ S_{\alpha\alpha}^2(\theta) - \widehat{S}_{\alpha\alpha}^2(\theta) \right] \right\} = o_{\mathbb{P}}(1/N^2),$$

noting  $\sum_{j=1}^{N-1} h_{i,j}^{*\alpha}(\theta) = O(1/N)$  uniformly in both  $i$  and  $\theta$  from Lemma C.2. The above leads to

$$\text{trace} \left\{ \widehat{H}_{\alpha\alpha'}^*(\theta) \left[ S_{\alpha\alpha}(\theta) - \widehat{S}_{\alpha\alpha}(\theta) \right] \right\} = o_{\mathbb{P}}(1/\sqrt{NT}). \quad (\text{C.23})$$

Second, from Theorem 2, we also have

$$\text{trace} \left\{ \left[ \widehat{H}_{\alpha\alpha'}^*(\theta) - H_{\alpha\alpha'}^*(\theta) \right] S_{\alpha\alpha}(\theta) \right\} = o_{\mathbb{P}}(1) \cdot \text{trace} \{ H_{\alpha\alpha'}^*(\theta) S_{\alpha\alpha}(\theta) \} = o_{\mathbb{P}}(1) \cdot B_{\alpha}(\theta) = o_{\mathbb{P}}(1/\sqrt{NT}). \quad (\text{C.24})$$

Combining C.23 and C.24 leads to the first part of C.20. The second part of C.20 can be shown similarly.

Noting that

$$l(\theta) = \widehat{l}(\theta) + \frac{1}{2} s'_{\alpha}(\theta) H_{\alpha\alpha'}^*(\theta) s_{\alpha}(\theta) + \frac{1}{2} s'_{\gamma}(\theta) H_{\gamma\gamma'}^*(\theta) s_{\gamma}(\theta) + o_{\mathbb{P}}(1/\sqrt{NT})$$

as implied by the proof of Theorem 2, we have

$$\begin{aligned} L(\theta) - l(\theta) &= \left[ \widehat{B}_{\alpha}(\theta) - B_{\alpha}(\theta) \right] + \left[ \widehat{B}_{\gamma}(\theta) - B_{\gamma}(\theta) \right] \\ &\quad - \left[ \frac{1}{2} \widetilde{s}'_{\alpha}(\theta) H_{\alpha\alpha'}^*(\theta) \widetilde{s}_{\alpha}(\theta) - B_{\alpha}(\theta) \right] - \left[ \frac{1}{2} \widetilde{s}'_{\gamma}(\theta) H_{\gamma\gamma'}^*(\theta) \widetilde{s}_{\gamma}(\theta) - B_{\gamma}(\theta) \right] \\ &\quad + o_{\mathbb{P}}(1/\sqrt{NT}). \end{aligned}$$

As from Lemma C.1, we have

$$\frac{1}{2} \widetilde{s}'_{\alpha}(\theta) H_{\alpha\alpha'}^*(\theta) \widetilde{s}_{\alpha}(\theta) - B_{\alpha}(\theta) = o_{\mathbb{P}}(1/\sqrt{NT}), \quad \frac{1}{2} \widetilde{s}'_{\gamma}(\theta) H_{\gamma\gamma'}^*(\theta) \widetilde{s}_{\gamma}(\theta) - B_{\gamma}(\theta) = o_{\mathbb{P}}(1/\sqrt{NT}).$$

The conclusion follows by combining this and (C.20). ■

We continue to establishing the asymptotic properties of  $\{\widehat{\theta}_L, \widehat{\xi}_{LR}, \widehat{\xi}_{LM}, \widehat{\xi}_{Wald}\}$ . We first prove Corollary 1 below which states the consistency and asymptotic normality of  $\widehat{\theta}_L$ .

**Proof of Corollary 1.** Consider a mean value expansion of  $\nabla_{\theta} L(\widehat{\theta}_L)$  around  $\theta_0$ :

$$0 = \nabla_{\theta} L(\widehat{\theta}_L) = \nabla_{\theta} L(\theta_0) + \nabla_{\theta\theta'} L(\bar{\theta})(\widehat{\theta}_L - \theta_0),$$

where each component of  $\bar{\theta}$  lies between the corresponding components of  $\widehat{\theta}_L$  and  $\theta_0$ . From Theorem 1, we further have

$$0 = \nabla_{\theta} l(\theta_0) + \nabla_{\theta\theta'} l(\bar{\theta})(\widehat{\theta}_L - \theta_0) + o_{\mathbb{P}}(1/\sqrt{NT}) \quad (\text{C.25})$$

Under Assumption 2(ii),  $\theta_0$  is the unique maximizer of  $\mathbb{E}[l(\theta)]$ . Since  $L(\theta) - \mathbb{E}[l(\theta)] = o_{\mathbb{P}}(1)$ , under Assumption 2(iii), we conclude that

$$\widehat{\theta}_L \xrightarrow{\mathbb{P}} \theta_0.$$

This also implies  $\bar{\theta} \xrightarrow{\mathbb{P}} \theta_0$ . By Assumption 2(iv), it follows that

$$\nabla_{\theta\theta'} l(\bar{\theta}) - \mathbb{E}[\nabla_{\theta\theta'} l(\theta_0)] = o_{\mathbb{P}}(1).$$

Thus, using Assumption 2(v) and Slutsky's theorem, we obtain from (C.25) that

$$\sqrt{NT}(\widehat{\theta}_L - \theta_0) = -\{\mathbb{E}[\nabla_{\theta\theta'} l(\theta_0)]\}^{-1} \sqrt{NT} \nabla_{\theta} l(\theta_0) + o_{\mathbb{P}}(1). \quad (\text{C.26})$$



Given the conditional cross-sectional independence and the conditional strong mixing condition (Assumption 1(v)), (C.26) leads to

$$[\Sigma^{-1}\Omega\Sigma^{-1}]^{-1/2}\sqrt{NT}(\hat{\theta}_L - \theta_0) \xrightarrow{\mathbb{D}} \mathcal{N}(0, \mathbb{I}_K) \quad (\text{C.27})$$

as  $N, T \rightarrow \infty$ , where  $\mathbb{E}[\nabla_{\theta}l(\theta_0)] = 0$  and

$$\Sigma := -\mathbb{E}[\nabla_{\theta\theta'}l(\theta_0)], \quad \Omega := (NT) \mathbb{E}[\nabla_{\theta}l(\theta_0)\nabla_{\theta'}l(\theta_0)].$$

Since we consider a likelihood model,  $\Sigma^{-1}\Omega\Sigma^{-1}$  in (C.27) simplifies to  $\Sigma^{-1}$  under the information matrix equality ( $\Sigma = \Omega$ ). ■

To show the asymptotic distribution of  $\hat{\xi}_{LR}, \hat{\xi}_{LM}, \hat{\xi}_{Wald}$ , we find the following lemma useful.

**Lemma C.4** *Under Assumptions 1 and 2, and under the null hypothesis  $H_0 : R(\theta_0) = 0$ , as  $N$  and  $T \rightarrow \infty$ ,*

$$\hat{\theta}_R - \hat{\theta}_L = \Xi(\theta_0)\nabla_{\theta}l(\theta_0) + o_{\mathbb{P}}(1/\sqrt{NT}),$$

where

$$\Xi(\theta_0) := \{\mathbb{E}[\nabla_{\theta\theta'}l(\theta_0)]\}^{-1} [J(\theta_0)]' \left\{ J(\theta_0) (\mathbb{E}[\nabla_{\theta\theta'}l(\theta_0)])^{-1} [J(\theta_0)]' \right\}^{-1} J(\theta_0) \{\mathbb{E}[\nabla_{\theta\theta'}l(\theta_0)]\}^{-1}.$$

**Proof.** Consider the constrained maximization problem:

$$\{\hat{\theta}_R, \hat{\lambda}\} = \arg \max_{\theta \in \Theta, \lambda \in \mathbb{R}} [L(\theta) + \lambda' R(\theta)]$$

where  $\lambda$  is the Lagrangian multiplier. The first-order conditions for this constrained maximization are

$$\sqrt{NT}\nabla_{\theta}L(\hat{\theta}_R) + [J(\hat{\theta}_R)]'\sqrt{NT}\hat{\lambda} = 0, \quad (\text{C.28})$$

$$\sqrt{NT}R(\hat{\theta}_R) = 0. \quad (\text{C.29})$$

Following a similar proof as in Corollary 1, we have  $\sqrt{NT}(\hat{\theta}_R - \theta_0) = O_{\mathbb{P}}(1)$ . Furthermore,  $\sqrt{NT}\hat{\lambda} = O_{\mathbb{P}}(1)$  as implied by (C.28) since  $\sqrt{NT}\nabla_{\theta}L(\theta_0) = O_{\mathbb{P}}(1)$  and  $J(\theta_0)$  is of full row rank. By Theorem 1, a mean value expansion of  $\nabla_{\theta}L(\hat{\theta}_R)$  around  $\theta_0$  is

$$\begin{aligned} \nabla_{\theta}L(\hat{\theta}_R) &= \nabla_{\theta}L(\theta_0) + \nabla_{\theta\theta'}L(\bar{\theta})(\hat{\theta}_R - \theta_0) \\ &= \nabla_{\theta}l(\theta_0) + \mathbb{E}[\nabla_{\theta\theta'}l(\theta_0)](\hat{\theta}_R - \theta_0) + o_{\mathbb{P}}(1/\sqrt{NT}), \end{aligned}$$

where each component of  $\bar{\theta}$  lies between the corresponding components of  $\hat{\theta}_R$  and  $\theta_0$ . Combining this with (C.28) yields that

$$\mathbb{E}[\nabla_{\theta\theta'}l(\theta_0)]\sqrt{NT}(\hat{\theta}_R - \theta_0) + [J(\theta_0)]'\sqrt{NT}\hat{\lambda} = -\sqrt{NT}\nabla_{\theta}l(\theta_0) + o_{\mathbb{P}}(1). \quad (\text{C.30})$$

Under  $H_0$  and from (C.29), we also obtain

$$0 = \sqrt{NT}R(\hat{\theta}_R)$$

$$\begin{aligned}
&= \sqrt{NT}R(\theta_0) + J(\theta_0)\sqrt{NT}(\hat{\theta}_R - \theta_0) + o_{\mathbb{P}}(1) \\
&= J(\theta_0)\sqrt{NT}(\hat{\theta}_R - \theta_0) + o_{\mathbb{P}}(1).
\end{aligned} \tag{C.31}$$

Now, combining (C.30) and (C.31), we have

$$\begin{pmatrix} \mathbb{E}[\nabla_{\theta\theta'} l(\theta_0)] & [J(\theta_0)]' \\ J(\theta_0) & 0 \end{pmatrix} \begin{pmatrix} \sqrt{NT}(\hat{\theta}_R - \theta_0) \\ \sqrt{NT}\hat{\lambda} \end{pmatrix} = \begin{pmatrix} -\sqrt{NT}\nabla_{\theta} l(\theta_0) \\ 0 \end{pmatrix} + o_{\mathbb{P}}(1)$$

which has the solution

$$\sqrt{NT}(\hat{\theta}_R - \theta_0) = -(\{\mathbb{E}[\nabla_{\theta\theta'} l(\theta_0)]\}^{-1} - \Xi(\theta_0))\sqrt{NT}\nabla_{\theta} l(\theta_0) + o_{\mathbb{P}}(1). \tag{C.32}$$

The conclusion follows by subtracting (C.26) in Corollary 1 from both sides of (C.32). ■

Below, we proof the asymptotic distribution of  $\hat{\xi}_{LR}, \hat{\xi}_{LM}, \hat{\xi}_{Wald}$  below.

**Proof of Corollary 2.** Let  $\hat{\xi} := -NT\nabla_{\theta'} l(\theta_0)\Xi(\theta_0)\nabla_{\theta} l(\theta_0)$  for  $\Xi(\theta_0)$  defined in Lemma C.4. We first show that

$$\hat{\xi}_{LR} = \hat{\xi} + o_{\mathbb{P}}(1), \quad \hat{\xi}_{LM} = \hat{\xi} + o_{\mathbb{P}}(1), \quad \hat{\xi}_{Wald} = \hat{\xi} + o_{\mathbb{P}}(1). \tag{C.33}$$

A mean value expansion of  $L(\hat{\theta}_R)$  around  $\hat{\theta}_L$  gives

$$L(\hat{\theta}_R) = L(\hat{\theta}_L) + \nabla_{\theta'} L(\hat{\theta}_L)(\hat{\theta}_R - \hat{\theta}_L) + \frac{1}{2}(\hat{\theta}_R - \hat{\theta}_L)' \nabla_{\theta\theta'} L(\dot{\theta})(\hat{\theta}_R - \hat{\theta}_L)$$

where each component of  $\dot{\theta}$  lies between the corresponding components of  $\hat{\theta}_R$  and  $\hat{\theta}_L$ . Noting that  $\nabla_{\theta} L(\hat{\theta}_L) = 0$ , we obtain

$$\hat{\xi}_{LR} = -NT(\hat{\theta}_R - \hat{\theta}_L)' \nabla_{\theta\theta'} L(\dot{\theta})(\hat{\theta}_R - \hat{\theta}_L).$$

Since  $\nabla_{\theta\theta'} L(\dot{\theta}) - \mathbb{E}[\nabla_{\theta\theta'} L(\theta_0)] = o_{\mathbb{P}}(1)$ , by Lemma C.4, we further conclude that

$$\hat{\xi}_{LR} = \hat{\xi} + o_{\mathbb{P}}(1).$$

For  $\hat{\xi}_{LM}$ , note that

$$\begin{aligned}
\nabla_{\theta} L(\hat{\theta}_R) &= \nabla_{\theta} L(\hat{\theta}_L) + \nabla_{\theta\theta'} L(\ddot{\theta})(\hat{\theta}_R - \hat{\theta}_L) \\
&= \mathbb{E}[\nabla_{\theta\theta'} L(\theta_0)](\hat{\theta}_R - \hat{\theta}_L) + o_{\mathbb{P}}(1/\sqrt{NT}),
\end{aligned}$$

where each component of  $\ddot{\theta}$  lies between the corresponding components of  $\hat{\theta}_R$  and  $\hat{\theta}_L$ . Thus,

$$\begin{aligned}
\hat{\xi}_{LM} &= -NT(\hat{\theta}_R - \hat{\theta}_L)' \mathbb{E}[\nabla_{\theta\theta'} L(\theta_0)][\nabla_{\theta\theta'} L(\hat{\theta}_R)]^{-1} \mathbb{E}[\nabla_{\theta\theta'} L(\theta_0)](\hat{\theta}_R - \hat{\theta}_L) + o_{\mathbb{P}}(1) \\
&= -NT(\hat{\theta}_R - \hat{\theta}_L)' \mathbb{E}[\nabla_{\theta\theta'} L(\theta_0)](\hat{\theta}_R - \hat{\theta}_L) + o_{\mathbb{P}}(1) \\
&= \hat{\xi} + o_{\mathbb{P}}(1).
\end{aligned}$$

For  $\hat{\xi}_{Wald}$ , a mean value expansion of  $R(\hat{\theta}_L)$  gives

$$R(\hat{\theta}_L) = R(\hat{\theta}_R) + J(\ddot{\theta})(\hat{\theta}_L - \hat{\theta}_R) = J(\ddot{\theta})(\hat{\theta}_L - \hat{\theta}_R)$$

where each component of  $\ddot{\theta}$  lies between the corresponding components of  $\hat{\theta}_L$  and  $\hat{\theta}_R$ . Since both  $\hat{\theta}_L$  and  $\hat{\theta}_R$  (under  $H_0$ ) are consistent estimators for  $\theta_0$ , we obtain that

$$\begin{aligned}\hat{\xi}_{Wald} &= -NT(\hat{\theta}_L - \hat{\theta}_R)' J(\ddot{\theta})' \left\{ J(\hat{\theta}_L) [\nabla_{\theta\theta'} L(\hat{\theta}_L)]^{-1} J(\hat{\theta}_L)' \right\}^{-1} J(\ddot{\theta})(\hat{\theta}_L - \hat{\theta}_R) \\ &= \hat{\xi} + o_{\mathbb{P}}(1).\end{aligned}$$

Next, since  $\Sigma^{-1/2} \sqrt{NT} \nabla_{\theta} l(\theta_0) \xrightarrow{\mathbb{D}} \mathcal{N}(0, \mathbb{I}_K)$ , applying the delta method delivers  $\hat{\xi} \xrightarrow{\mathbb{D}} \chi^2(r)$ . The desired results follows from here. ■

## D Additional Simulation Results

### D.1 Additional Results under Design 1

Table D.1: Comparisons of Uncorrected and Corrected Probit Estimates, Design 1

$(N, T)$	$(30, 30)$		$(60, 60)$		$(90, 90)$	
	Bias	RMSE	Bias	RMSE	Bias	RMSE
Static Probit Model						
$\hat{\beta}$	0.175	0.208	0.069	0.076	0.044	0.048
$\hat{\beta}_L$	0.067	0.101	0.016	0.034	0.008	0.019
$\hat{\beta}_J$	-1.966	3.942	-0.040	0.101	-0.010	0.022
$\hat{\beta}_B$	-0.114	0.153	-0.013	0.030	-0.005	0.018
Dynamic Probit Model						
$\hat{\beta}$	0.209	0.335	0.072	0.080	0.045	0.049
$\hat{\beta}_L^{(1)}$	0.079	0.116	0.019	0.036	0.008	0.021
$\hat{\beta}_L^{(2)}$	0.082	0.118	0.020	0.037	0.009	0.021
$\hat{\beta}_J$	-2.161	3.956	-0.077	0.218	-0.013	0.025
$\hat{\beta}_B$	-0.155	0.482	-0.015	0.032	-0.006	0.019
$\hat{\rho}$	-0.044	0.126	-0.021	0.059	-0.015	0.036
$\hat{\rho}_L^{(1)}$	-0.024	0.109	-0.009	0.053	-0.007	0.032
$\hat{\rho}_L^{(2)}$	-0.016	0.109	-0.004	0.052	-0.003	0.032
$\hat{\rho}_J$	-0.008	0.116	0.001	0.055	0.000	0.032
$\hat{\rho}_B$	-0.004	0.100	0.000	0.052	-0.001	0.031

Table D.2: Empirical Size and Power from LR Test for Probit Model, Design 1

(a) Size

$(N, T)$	Uncorrected	Size	
		Analytical	Bootstrap
Static Probit Model			
(30, 30)	66	26	2
(60, 60)	64	13	2
(90, 90)	66	8	3
Dynamic Probit Model			
(30, 30)	61	25	2
(60, 60)	60	12	3
(90, 90)	57	9	2

(b) Power

$(N, T)$	Power at $\delta$ (Analytical)				Power at $\delta$ (Bootstrap)			
	-0.2	-0.1	0.1	0.2	-0.2	-0.1	0.1	0.2
Static Probit Model								
(30, 30)	99	80	16	58	85	24	0	0
(60, 60)	100	99	83	100	100	96	0	56
(90, 90)	100	100	100	100	100	100	15	100
Dynamic Probit Model								
(30, 30)	99	74	28	73	78	18	1	2
(60, 60)	100	99	88	100	100	94	4	86
(90, 90)	100	100	100	100	100	100	50	100

Notes: See also Table D.5 where we show that the sizes for the probit model with  $(N, T) = (120, 120)$  and  $(150, 150)$  are close to 5%.

Table D.3: Empirical Size and Power from LM Test for Logit and Probit Model, Design 1

$(N, T)$	Size		Power at $\delta$			
	Uncorrected	Analytical	−0.2	−0.1	0.1	0.2
Static Logit Model						
(30, 30)	37	13	87	47	13	46
(60, 60)	40	8	100	85	59	99
(90, 90)	38	5	100	98	95	100
Static Probit Model						
(30, 30)	64	25	99	79	17	60
(60, 60)	63	13	100	99	84	100
(90, 90)	66	8	100	100	100	100
Dynamic Logit Model						
(30, 30)	35	13	83	41	20	56
(60, 60)	35	9	100	79	64	99
(90, 90)	33	6	100	98	95	100
Dynamic Probit Model						
(30, 30)	58	22	99	73	28	75
(60, 60)	58	12	100	99	89	99
(90, 90)	56	9	100	100	100	99

Notes: See also Table D.5 where we show that the sizes for the probit model with  $(N, T) = (120, 120)$  and  $(150, 150)$  are close to 5%.

Table D.4: Empirical Size and Power from Wald Test for Logit and Probit Model, Design 1

$(N, T)$	Size		Power at $\delta$			
	Uncorrected	Analytical	−0.2	−0.1	0.1	0.2
Static Logit Model						
(30, 30)	37	13	87	46	12	45
(60, 60)	40	8	100	85	59	99
(90, 90)	38	5	100	98	95	100
Static Probit Model						
(30, 30)	63	23	98	78	17	59
(60, 60)	63	13	100	99	84	100
(90, 90)	66	8	100	100	100	100
Dynamic Logit Model						
(30, 30)	34	12	82	40	20	56
(60, 60)	35	9	100	79	64	99
(90, 90)	32	6	100	98	95	100
Dynamic Probit Model						
(30, 30)	55	21	98	72	29	75
(60, 60)	58	12	99	98	89	99
(90, 90)	56	9	100	100	100	100

Notes: See also Table D.5 where we show that the sizes for the probit model with  $(N, T) = (120, 120)$  and  $(150, 150)$  are close to 5%.

Table D.5: Empirical Size from LR, LM, and Wald Test for Probit Model, Design 1 with  $N, T = (120, 120)$  and  $(150, 150)$ 

$(N, T)$	LR Test		LM Test		Wald Test	
	Uncorrected	Analytical	Uncorrected	Analytical	Uncorrected	Analytical
Static Probit Model						
(120, 120)	63	6	63	6	63	6
(150, 150)	64	5	63	5	63	5
Dynamic Probit Model						
(120, 120)	59	8	59	8	59	8
(150, 150)	56	7	56	7	56	7

Table D.6: Comparisons of Uncorrected and Corrected Logit and Probit Estimates, Design 1 with  $N = 90$  and  $T = 10$

	Probit		Logit		Probit		Logit	
	Bias	RMSE	Bias	RMSE	Bias	RMSE	Bias	RMSE
	Static Model, $\theta_0 = \beta_0 = 0$				Static Model, $\theta_0 = \beta_0 = 0.5$			
$\hat{\beta}$	0.056	2.821	0.074	1.029	4.048	6.310	1.742	2.523
$\hat{\beta}_L$	0.039	1.048	0.084	1.030	0.623	1.577	0.299	1.029
	Dynamic Model, $\theta_0 = (0, 0)$				Dynamic Model, $\theta_0 = (0.5, 0.5)$			
$\hat{\beta}$	0.104	2.501	0.081	1.342	3.931	6.008	1.953	2.982
$\hat{\beta}_L$	0.045	0.733	0.039	0.467	0.520	1.324	0.326	1.348
$\hat{\rho}$	-0.331	0.354	-0.537	0.572	-0.266	0.298	-0.465	0.507
$\hat{\rho}_L$	-0.161	0.197	-0.230	0.284	-0.161	0.222	-0.240	0.305

Notes:  $(N, T) = (90, 10)$ . For the dynamic model we set  $\tau = 1$ , producing corrected estimators  $\hat{\rho}_L$  and  $\hat{\beta}_L$  for  $\rho_0$  and  $\beta_0$  respectively.

## D.2 Heterogeneous Autoregressive Parameters

In this section, we present simulation studies for models with two-way heterogeneous autoregressive coefficient. We consider three models here: a Poisson model, a logit model, and a probit model. For the Poisson, we consider a model specified according to the data-generating process  $Y_{it} \sim \text{Poisson}(\lambda_{it})$  for

$$\lambda_{it} = \exp \{ (\rho_0 + \alpha_{1,i}^0 + \gamma_{1,t}^0) Y_{it-1} + (\beta_0 + \alpha_{2,i}^0 + \gamma_{2,t}^0) Z_{it} + \alpha_{3,i}^0 + \gamma_{3,t}^0 \},$$

with  $Y_{i0} \sim \text{Poisson}(\exp \{ (\beta_0 + \alpha_{1,i}^0) Z_{i0} + \alpha_{2,i}^0 \})$ , where the parameter of interests is  $\theta_0 = (\rho_0, \beta_0)' = (-0.5, 0.5)'$ . We set  $\rho_0 = -0.5$  to keep  $Y_{it}$  from exploding as  $t$  progresses. Similar to Section 4, we generate  $\{\alpha_{k,i}^0, \gamma_{k,t}^0\} \sim \mathcal{N}(0, 0.04)$  for  $k = 1, \dots, 3$  and demean them afterwards<sup>10</sup>. The rest of the experiment is the same as Design 1 in Section 4.

Table D.7 presents the simulation results. We see that the bias of the MLE  $\hat{\beta}$  of a static Poisson model is relative small, compared to the probit and logit models above. The biases in  $\hat{\beta}_L$ ,  $\hat{\beta}_J$ , and  $\hat{\beta}_B$  are all very small, with  $\hat{\beta}_L$  and  $\hat{\beta}_B$  very similar and outperforming  $\hat{\beta}_J$ . For the dynamic Poisson model, however, the MLE  $\hat{\rho}$  is severely biased, showing a bias of  $-0.204$  for  $(N, T) = (30, 30)$ . On the other hand, our bias correction procedure reduces the bias considerably, delivering  $\hat{\rho}_L^{(1)}$  which contains a bias of  $-0.077$ , roughly 1/3 of the bias of the MLE. Our procedure also outperforms the jackknife and the bootstrap on  $\rho$  for small samples. As the sample size increases, the biases of all estimators decrease, as expected, with the performance of our procedure and that of the bootstrap similar, outperforming the jackknife. For  $(N, T) = (30, 30)$ , we notice that the bias of  $\hat{\rho}_B$  is 1.323, which is very severe. We have double checked and this seems to be a valid result. We think this might be a coincidence and would like to emphasize that, as the sample size increases, the bootstrap is an effective bias correction device. For the hypothesis tests, we only report the results from the LR test for the dynamic model in Table D.8. For the static model, the sizes of the uncorrected, corrected, and the bootstrap LR test are all very close to the nominal level of 5%. The patterns of the LR test are similar to those from the probit and logit models in Section 4. For the LM and Wald test, the results are comparable to the LR test, and are, therefore, omitted here.

<sup>10</sup>As in Section 4, the individual effects are not normalized when the model is being estimated.

Table D.7: Comparisons of Uncorrected and Corrected Poisson Estimates

$(N, T)$	$(30, 30)$		$(60, 60)$		$(90, 90)$	
	Bias	RMSE	Bias	RMSE	Bias	RMSE
Static Poisson Model						
$\hat{\beta}$	0.016	0.043	0.005	0.018	0.003	0.012
$\hat{\beta}_L$	-0.002	0.039	-0.002	0.018	-0.001	0.011
$\hat{\beta}_J$	-0.014	0.051	-0.004	0.019	-0.002	0.012
$\hat{\beta}_B$	0.001	0.039	0.000	0.017	0.000	0.011
Dynamic Poisson Model						
$\hat{\beta}$	0.025	0.058	0.008	0.022	0.005	0.014
$\hat{\beta}_L^{(1)}$	-0.005	0.051	-0.004	0.021	-0.002	0.014
$\hat{\beta}_L^{(2)}$	-0.005	0.051	-0.004	0.021	-0.002	0.014
$\hat{\beta}_J$	-0.060	0.218	-0.010	0.025	-0.004	0.015
$\hat{\beta}_B$	-0.003	0.054	0.000	0.021	0.000	0.014
$\hat{\rho}$	-0.204	0.250	-0.067	0.075	-0.041	0.045
$\hat{\rho}_L^{(1)}$	-0.077	0.110	-0.017	0.036	-0.006	0.023
$\hat{\rho}_L^{(2)}$	-0.086	0.118	-0.022	0.038	-0.010	0.022
$\hat{\rho}_J$	0.588	0.821	0.060	0.083	0.014	0.027
$\hat{\rho}_B$	1.323	1.548	0.024	0.056	0.006	0.020

Table D.8: Empirical Size and Power from LR Test for Two-Way Fixed-Effect Probit Estimates

(a) Empirical Size

$(N, T)$	Size		
	Uncorrected	Analytical	Bootstrap
$(30, 30)$	53	25	12
$(60, 60)$	48	12	5
$(90, 90)$	46	8	4

(b) Empirical Power

$(N, T)$	Power at $\delta$ (Analytical)				Power at $\delta$ (Bootstrap)			
	-0.2	-0.1	0.1	0.2	-0.2	-0.1	0.1	0.2
$(30, 30)$	99	57	93	100	76	19	56	98
$(60, 60)$	99	99	99	99	100	89	100	100
$(90, 90)$	99	99	99	99	99	99	99	99



For the two binary response models, we find that adding heterogeneities to the autoregressive coefficient may induce some numerical difficulty. To deal with it, we apply certain restrictions to the data-generating process. In Remark D.1 below, we first explain the numerical issue, followed by introducing the data-generating process and the restrictions we apply.

**Remark D.1 (binary response model with heterogeneous autoregressive coefficient)** *For binary response models with heterogeneous autoregressive coefficient, numerical difficulty may arise if the (lagged) dependent variable contains insufficient variations. Consider a simple binary response model*

$$Y_{it} = \mathbf{1}\{(\rho_0 + \alpha_{1,i} + \gamma_{1,t}) Y_{it-1} + \alpha_{2,i} + \gamma_{2,t} + \varepsilon_{it} > 0\}.$$

*Suppose, for an individual  $i$ , there are too many time periods  $t$  such that  $Y_{it-1} = 1$ . Then, the regressor vector  $(Y_{i1}, \dots, Y_{iT-1})'$  could be nearly collinear to the constant of 1. This renders the separate identification of  $\alpha_{1,i}$  and  $\alpha_{2,i}$  numerically difficult. Similar situations also happen if, for some  $t$ , there are too many individuals with  $Y_{it-1} = 1$ . When there are excessive zeros in  $Y_{it-1}$  for some  $i$  or  $t$ , the identification of  $\alpha_{1,i}$  or  $\gamma_{1,t}$  is also very difficult.*

For the simulation, we consider a binary response model specified according to the data-generating process

$$Y_{it} = \mathbf{1}\{(\rho_0 + \alpha_{1,i}^0 + \gamma_{1,t}^0) Y_{it-1} + (\beta_0 + \alpha_{2,i}^0 + \gamma_{2,t}^0) Z_{it} + \delta_0 + \alpha_{2,i}^0 + \gamma_{2,t}^0 + \varepsilon_{it} > 0\},$$

where, for  $k = 1, 2, 3$ ,  $\{\alpha_{k,i}^0, \gamma_{k,t}^0\} \sim \mathcal{N}(0, 0.04)$  and are demeaned;  $\varepsilon_{it}$  are either standard normal (probit) or standard logistic (logit); and  $\delta_0$  is explained below. All other settings are the same as in Section 4, except that we restrict both  $0.1 \leq T^{-1} \sum_{t=1}^T Y_{it} \leq 0.6$  for all  $i$  and  $0.1 \leq N^{-1} \sum_{i=1}^N Y_{it} \leq 0.6$  for all  $t$ . An additional common parameter  $\delta_0 = -1$  is included in the intercept to make it easier to generate a data set which satisfies the two restrictions<sup>11</sup>. Note that  $\delta_0$  is considered nuisance and is not a part of  $\theta_0$ . These measures seem to alleviate the numerical difficulty considerably, although they are, admittedly, somewhat ad-hoc.

Table D.9 presents the simulation results for both the probit and logit models with heterogeneous autoregressive coefficient. For dynamic models, we see that  $\hat{\rho}$  exhibits larger biases, and our bias correction procedure reduces the bias considerably. Under the current setting, neither the jackknife nor the bootstrap perform better than our bias correction procedure. For static models, the conclusion is the same as in Section 4, except that the biases of all estimators are slightly larger (which is likely caused by having  $\delta_0 = -1$ ). Table D.10 presents the empirical sizes and powers from the LR tests. We see that the LR test based on the uncorrected likelihood is fatally size-distorted. This is anticipated because the IPP is much more severe with an additional set of heterogeneities. Our bias correction procedure reduces the empirical type-I error risk considerably. Similar to the results in Section 4, the bootstrap reduces the empirical type-I error risk at the cost of reducing the power of the test as well.

---

<sup>11</sup>The response  $Y_{it}$  tends to contain too many ones without  $\delta_0 = -1$ . This is because  $(\rho_0 + \alpha_{1,i}^0 + \gamma_{1,t}^0) Y_{it-1}$  is positive on average.

Table D.9: Comparisons of Uncorrected and Corrected Probit and Logit Estimates with Heterogeneous Autoregressive Coefficient, Design 1

$(N, T)$	(30, 30)		(60, 60)		(90, 90)	
	Bias	RMSE	Bias	RMSE	Bias	RMSE
Static Logit Model						
$\hat{\beta}$	0.196	0.255	0.081	0.097	0.050	0.059
$\hat{\beta}_L$	0.065	0.128	0.018	0.051	0.007	0.030
$\hat{\beta}_J$	-1.344	1.939	-0.049	0.108	-0.013	0.033
$\hat{\beta}_B$	-0.143	0.179	-0.014	0.046	-0.006	0.029
Static Probit Model						
$\hat{\beta}$	0.374	0.566	0.105	0.113	0.062	0.066
$\hat{\beta}_L$	0.125	0.164	0.038	0.053	0.017	0.027
$\hat{\beta}_J$	-5.362	7.774	-0.350	1.101	-0.037	0.059
$\hat{\beta}_B$	-0.704	0.923	-0.032	0.043	-0.009	0.022
Dynamic Logit Model						
$\hat{\beta}$	0.279	0.332	0.106	0.119	0.065	0.073
$\hat{\beta}_L^{(1)}$	0.101	0.160	0.026	0.054	0.011	0.032
$\hat{\beta}_L^{(2)}$	0.105	0.164	0.027	0.055	0.012	0.032
$\hat{\beta}_J$	-2.345	3.017	-0.085	0.138	-0.020	0.037
$\hat{\beta}_B$	-0.369	0.407	-0.029	0.051	-0.011	0.030
$\hat{\rho}$	-0.546	0.725	-0.120	0.169	-0.059	0.089
$\hat{\rho}_L^{(1)}$	-0.194	0.396	-0.050	0.127	-0.022	0.063
$\hat{\rho}_L^{(2)}$	-0.193	0.404	-0.047	0.127	-0.019	0.063
$\hat{\rho}_J$	-0.363	6.295	0.305	0.577	0.099	0.267
$\hat{\rho}_B$	0.551	0.734	0.160	0.186	0.043	0.071
Dynamic Probit Model						
$\hat{\beta}$	0.500	0.700	0.130	0.137	0.079	0.083
$\hat{\beta}_L^{(1)}$	0.179	0.215	0.046	0.059	0.023	0.032
$\hat{\beta}_L^{(2)}$	0.189	0.261	0.046	0.077	0.023	0.032
$\hat{\beta}_J$	-7.236	9.499	-0.499	0.932	-0.057	0.104
$\hat{\beta}_B$	-2.386	4.786	-0.062	0.069	-0.018	0.027
$\hat{\rho}$	-0.518	0.781	-0.173	0.208	-0.083	0.106
$\hat{\rho}_L^{(1)}$	-0.226	0.485	-0.039	0.259	-0.024	0.155
$\hat{\rho}_L^{(2)}$	-0.213	0.533	-0.037	0.261	-0.023	0.167
$\hat{\rho}_J$	-4.299	12.866	-0.066	2.459	0.116	1.033
$\hat{\rho}_B$	-1.621	3.122	0.126	0.186	0.091	0.105

Table D.10: Empirical Size and Power from LR Test for Probit and Logit Models with Heterogeneous Autoregressive Coefficient, Design 1

(a) Empirical Size

$(N, T)$	Size		
	Uncorrected	Analytical	Bootstrap
Static Logit Model			
(30, 30)	38	16	1
(60, 60)	41	11	3
(90, 90)	39	7	2
Static Probit Model			
(30, 30)	78	41	9
(60, 60)	81	26	3
(90, 90)	79	15	3
Dynamic Logit Model			
(30, 30)	62	37	8
(60, 60)	61	16	2
(90, 90)	55	10	2
Dynamic Probit Model			
(30, 30)	93	78	52
(60, 60)	93	45	7
(90, 90)	94	30	2

(b) Empirical Power

$(N, T)$	Power at $\delta$ (Analytical)				Power at $\delta$ (Bootstrap)			
	-0.2	-0.1	0.1	0.2	-0.2	-0.1	0.1	0.2
Static Logit Model								
(30, 30)	83	44	13	37	36	8	1	1
(60, 60)	100	77	49	98	100	62	1	21
(90, 90)	100	97	91	100	100	95	6	91
Static Probit Model								
(30, 30)	99	85	12	27	61	19	5	4
(60, 60)	100	99	53	99	100	87	0	5
(90, 90)	100	100	97	100	100	100	1	88
Dynamic Logit Model								
(30, 30)	80	54	39	59	33	14	5	6
(60, 60)	100	77	59	99	98	42	1	20
(90, 90)	100	97	93	100	100	87	6	90
Dynamic Probit Model								
(30, 30)	99	91	67	71	81	62	44	40
(60, 60)	100	98	76	100	100	81	2	11
(90, 90)	100	100	98	100	100	99	2	84

### D.3 Probit and Logit under Design 2

In this section, we provide the simulation results under the same settings as in Section 4, except that  $\{\alpha_{k,i}^0, \gamma_{k,t}^0\} \sim \mathcal{N}(0, 0.25)$ ,  $Z_{it} \sim \mathcal{N}(\alpha_{1,i}^0 + \alpha_{2,i}^0 + \gamma_{1,t}^0 + \gamma_{2,t}^0, 1)$ , and  $Z_{i0} \sim \mathcal{N}(\alpha_{1,i}^0 + \alpha_{2,i}^0, 1)$ .

Table D.11: Comparisons of Uncorrected and Corrected Logit and Probit Estimates, Design 2

	(30, 30)		(60, 60)		(90, 90)		(120, 120)		(150, 150)	
	Bias	RMSE	Bias	RMSE	Bias	RMSE	Bias	RMSE	Bias	RMSE
$\hat{\beta}$	0.45	1.20	0.10	0.13	Static Logit Model		0.08	0.05	0.07	0.04
$\hat{\beta}_L$	0.10	0.20	0.02	0.06	0.06	0.07	0.01	0.03	0.01	0.02
$\hat{\beta}$	0.94	2.28	0.15	0.25	Static Probit Model		0.10	0.05	0.08	0.04
$\hat{\beta}_L$	0.33	5.17	0.04	0.06	0.07	0.08	0.02	0.03	0.01	0.02
$\hat{\beta}$	0.53	1.58	0.11	0.21	Dynamic Logit Model		0.08	0.05	0.06	0.04
$\hat{\beta}_L^{(1)}$	0.12	0.20	0.02	0.06	0.06	0.07	0.01	0.03	0.01	0.02
$\hat{\beta}_L^{(2)}$	0.13	0.28	0.03	0.06	0.01	0.04	0.01	0.03	0.01	0.02
$\hat{\rho}$	-0.11	0.24	-0.06	0.11	-0.04	0.07	-0.05	0.05	-0.04	0.04
$\hat{\rho}_L^{(1)}$	-0.04	0.19	-0.02	0.09	-0.01	0.06	-0.01	0.04	-0.01	0.03
$\hat{\rho}_L^{(2)}$	-0.04	0.20	-0.01	0.09	-0.01	0.06	0.00	0.04	0.00	0.03
$\hat{\beta}$	0.91	1.84	0.17	0.25	Dynamic Probit Model		0.11	0.06	0.08	0.04
$\hat{\beta}_L^{(1)}$	0.21	0.40	0.05	0.08	0.08	0.10	0.02	0.03	0.01	0.03
$\hat{\beta}_L^{(2)}$	0.20	0.28	0.05	0.08	0.02	0.04	0.02	0.03	0.02	0.04
$\hat{\rho}$	-0.03	0.16	-0.02	0.07	0.02	0.04	-0.02	0.03	-0.02	0.03
$\hat{\rho}_L^{(1)}$	-0.02	0.14	-0.01	0.07	-0.01	0.05	-0.01	0.04	-0.01	0.03
$\hat{\rho}_L^{(2)}$	-0.01	0.14	-0.00	0.07	-0.00	0.04	0.00	0.04	-0.01	0.04

Table D.12: Empirical Size and Power from LR Test for Logit and Probit Model, Design 2

$(N, T)$	Size		Power at $\delta$			
	Uncorrected	Analytical	−0.2	−0.1	0.1	0.2
Static Logit Model						
(30, 30)	47	20	79	45	12	26
(60, 60)	43	10	100	73	40	93
(90, 90)	42	9	100	94	81	100
(120, 120)	40	7	100	99	97	99
(150, 150)	39	5	100	100	100	100
Static Probit Model						
(30, 30)	77	39	97	77	14	15
(60, 60)	76	20	100	96	34	83
(90, 90)	72	14	100	99	85	96
(120, 120)	72	10	99	99	98	98
(150, 150)	72	9	99	99	99	99
Dynamic Logit Model						
(30, 30)	43	18	75	41	19	35
(60, 60)	38	9	100	69	44	96
(90, 90)	34	7	100	93	86	100
(120, 120)	33	6	100	99	98	100
(150, 150)	31	5	100	100	100	100
Dynamic Probit Model						
(30, 30)	71	37	95	74	25	38
(60, 60)	66	19	100	93	47	96
(90, 90)	63	14	100	100	90	100
(120, 120)	64	11	99	99	99	99
(150, 150)	62	8	99	99	99	99

Table D.13: Empirical Size and Power from LM Test for Logit and Probit Model, Design 2

$(N, T)$	Size		Power at $\delta$			
	Uncorrected	Analytical	−0.2	−0.1	0.1	0.2
Static Logit Model						
(30, 30)	42	18	77	42	12	28
(60, 60)	42	9	99	72	41	93
(90, 90)	41	9	100	94	82	100
(120, 120)	40	7	100	99	97	100
(150, 150)	39	5	100	99	100	100
Static Probit Model						
(30, 30)	69	34	96	73	12	17
(60, 60)	74	18	100	96	37	76
(90, 90)	71	14	100	99	86	88
(120, 120)	72	10	99	99	96	91
(150, 150)	72	9	99	100	98	94
Dynamic Logit Model						
(30, 30)	38	16	73	38	19	36
(60, 60)	37	9	100	68	45	94
(90, 90)	34	7	100	93	86	99
(120, 120)	33	6	100	99	98	99
(150, 150)	31	5	100	100	100	99
Dynamic Probit Model						
(30, 30)	59	30	94	70	21	38
(60, 60)	62	17	100	92	48	91
(90, 90)	60	13	100	99	90	94
(120, 120)	62	10	99	99	97	96
(150, 150)	62	7	99	99	99	96

Table D.14: Empirical Size and Power from Wald Test for Logit and Probit Model, Design 2

$(N, T)$	Size		Power at $\delta$			
	Uncorrected	Analytical	−0.2	−0.1	0.1	0.2
Static Logit Model						
(30, 30)	32	15	75	39	10	29
(60, 60)	41	9	100	72	41	95
(90, 90)	42	9	100	94	81	100
(120, 120)	40	7	100	99	97	100
(150, 150)	39	5	100	100	100	100
Static Probit Model						
(30, 30)	37	29	91	68	10	19
(60, 60)	71	18	99	95	39	92
(90, 90)	72	14	99	99	88	99
(120, 120)	72	10	99	99	98	99
(150, 150)	72	9	99	99	99	99
Dynamic Logit Model						
(30, 30)	27	15	69	34	18	36
(60, 60)	36	8	100	68	45	97
(90, 90)	34	7	100	92	86	100
(120, 120)	33	6	100	99	98	100
(150, 150)	31	5	100	100	100	100
Dynamic Probit Model						
(30, 30)	25	26	88	60	21	39
(60, 60)	56	16	100	91	49	98
(90, 90)	60	13	99	99	91	100
(120, 120)	64	10	99	99	98	98
(150, 150)	62	7	99	99	99	99

Table D.15: Comparisons of Uncorrected, Corrected, and Jackknife Estimates for Logit and Probit, Design 2

$(N, T)$	$(30, 30)$		$(60, 60)$		$(90, 90)$	
	Bias	RMSE	Bias	RMSE	Bias	RMSE
Static Logit Model						
$\hat{\beta}$	0.400	1.435	0.101	0.125	0.060	0.072
$\hat{\beta}_L$	0.093	0.188	0.022	0.056	0.010	0.036
$\hat{\beta}_J$	-2.314	4.328	-0.172	0.406	-0.031	0.070
Static Probit Model						
$\hat{\beta}$	0.846	2.168	0.151	0.261	0.074	0.082
$\hat{\beta}_L$	0.182	0.339	0.041	0.068	0.019	0.033
$\hat{\beta}_J$	-4.929	14.383	-0.504	0.981	-0.105	0.214
Dynamic Logit Model						
$\hat{\beta}$	0.415	0.858	0.104	0.137	0.061	0.074
$\hat{\beta}_L$	0.104	0.201	0.023	0.060	0.012	0.043
$\hat{\beta}_J$	-2.442	4.223	-0.231	0.481	-0.043	0.105
$\hat{\rho}$	-0.120	0.257	-0.055	0.108	-0.036	0.071
$\hat{\rho}_L$	-0.047	0.205	-0.016	0.089	-0.010	0.059
$\hat{\rho}_J$	0.020	0.218	0.003	0.092	0.002	0.060
Dynamic Probit Model						
$\hat{\beta}$	1.040	2.343	0.184	0.287	0.080	0.090
$\hat{\beta}_L$	0.209	0.332	0.052	0.082	0.020	0.049
$\hat{\beta}_J$	-3.352	7.708	-0.558	1.125	-0.118	0.217
$\hat{\rho}$	-0.046	0.169	-0.022	0.072	-0.014	0.046
$\hat{\rho}_L$	-0.028	0.145	-0.011	0.067	-0.009	0.053
$\hat{\rho}_J$	-0.029	0.169	-0.006	0.068	-0.002	0.044

Notes: Simulated separately from Table D.11. For dynamic models, We set  $\tau = 1$  in  $L(\theta)$ , producing corrected estimators  $\hat{\rho}_L$  and  $\hat{\beta}_L$  for  $\rho_0$  and  $\beta_0$  respectively.

#### D.4 Two-way Fixed-Effect Probit

In this section, we consider a dynamic probit model with two-way scalar fixed effects appearing only in the intercept. This is a special case of the two-way DN-HP model. We take Design 1 in Fernández-Val and Weidner (2016) and simulate our method, the jackknife, and the bootstrap here. We set  $N = 56$  and  $T \in \{14, 28, 56\}$ , and consider

$$Y_{it} = \mathbb{1} \{ \rho_0 Y_{it-1} + \beta_0 Z_{it} + \alpha_i^0 + \gamma_t^0 + \varepsilon_{it} > 0 \}$$

with  $Y_{i0} = \mathbb{1} \{ \beta_0 Z_{i0} + \alpha_i^0 + \gamma_0^0 + \varepsilon_{i0} > 0 \}$ , where  $\rho_0 = 0.5$ ,  $\beta_0 = 1$ ,  $\varepsilon_{it}$  and  $\varepsilon_{i0}$  are standard normal,  $\{\alpha_i^0, \gamma_t^0, \gamma_0^0\} \sim \mathcal{N}(0, 0.0625)$ , and  $Z_{it} = Z_{it-1}/2 + \alpha_{i0} + \gamma_{t0} + \nu_{it}$  with  $\nu_{it} \sim \mathcal{N}(0, 1/2)$  and  $Z_{i0} \sim$



$\mathcal{N}(0, 1)$ . We set  $\tau \in \{1, 2\}$ . For the hypothesis tests, we only present the results from the LR tests, using the uncorrected likelihood  $\hat{l}(\theta)$ , the corrected likelihood  $L(\theta)$  (setting  $\tau = 1$ ), and the bootstrap. We set the number of repetitions to 499 for the bootstrap and run 1000 replications. The rest are the same as in Section 4.

Table D.16 presents the simulation results. First, the biases and RMSEs of  $\hat{\beta}$ ,  $\hat{\beta}_J$ ,  $\hat{\rho}$ , and  $\hat{\rho}_J$  are in line with the original simulations of Fernández-Val and Weidner (2016). For instance for  $(N, T) = (56, 14)$ , the bias of  $\hat{\beta}$  is 0.182, roughly 18% relative to the true value of 1, and its RMSE is 0.221, roughly 22%. For  $\hat{\beta}_J$ , the bias is  $-8\%$  and the RMSE is 11%. These are very close to the results of Fernández-Val and Weidner (2016). As for the corrected estimators, we find that the bootstrap estimators  $\hat{\beta}_B$  and  $\hat{\rho}_B$  are generally the best, outperforming the jackknife estimators  $\hat{\beta}_J$  and  $\hat{\rho}_J$  and our corrected estimators  $\hat{\beta}_L^{(\tau)}$  and  $\hat{\rho}_L^{(\tau)}$ . The biases of  $\hat{\beta}_B$  and  $\hat{\rho}_B$  are also comparable to the parameter-based procedure of Fernández-Val and Weidner (2016). Our procedure outperforms the jackknife in estimating  $\beta_0$  (but not  $\rho_0$ ) when the sample size is small. However, the differences between all estimators (except the MLE) become small as the sample size increases. While all being analytical corrections, our corrected estimator performs slightly worse than the parameter-based corrected estimator of Fernández-Val and Weidner (2016). This can be anticipated, because our procedure produces the bias correction effect only indirectly via the likelihood, whereas the parameter-based approach applies directly to the estimator. However, we would like to point out that the procedure of Fernández-Val and Weidner (2016) does not apply to the DN-HP model without modifications.

Table D.16: Comparisons of Uncorrected and Corrected Two-Way Fixed-Effect Probit Estimates

$(N, T)$	(56, 14)		(56, 28)		(56, 56)	
	Bias	RMSE	Bias	RMSE	Bias	RMSE
$\hat{\beta}$	0.182	0.221	0.093	0.120	0.062	0.078
$\hat{\beta}_L^{(1)}$	0.063	0.156	0.020	0.073	0.012	0.047
$\hat{\beta}_L^{(2)}$	0.076	0.159	0.022	0.075	0.012	0.047
$\hat{\beta}_J$	-0.083	0.151	-0.028	0.081	-0.007	0.047
$\hat{\beta}_B$	-0.045	0.105	-0.017	0.069	-0.002	0.045
$\hat{\rho}$	-0.226	0.266	-0.098	0.134	-0.047	0.081
$\hat{\rho}_L^{(1)}$	-0.100	0.166	-0.030	0.090	-0.016	0.065
$\hat{\rho}_L^{(2)}$	-0.102	0.171	-0.024	0.091	-0.011	0.065
$\hat{\rho}_J$	0.046	0.161	0.015	0.095	0.000	0.067
$\hat{\rho}_B$	0.015	0.131	0.010	0.088	-0.001	0.064

Table D.17 presents the empirical sizes and powers of the LR test using the uncorrected likelihood (size only), our corrected likelihood, and the bootstrap. Briefly speaking, our procedure delivers an empirical size close to the nominal level of 5% and provide a reasonable empirical power, starting from  $T = 28$ . On the opposite, the empirical size from the bootstrap is close to 5% for all  $T \in \{14, 28, 56\}$ , but its power is relatively low, especially near the true hypothesis.

Table D.17: Empirical Size and Power from LR Test for Two-Way Fixed-Effect Probit Estimates

(a) Empirical Size								
$(N, T)$	Size							
	Uncorrected	Analytical		Bootstrap				
(56, 14)	53	17		4				
(56, 28)	30	8		3				
(56, 56)	25	7		5				

(b) Empirical Power								
$(N, T)$	Power at $\delta$ (Analytical)				Power at $\delta$ (Bootstrap)			
	-0.2	-0.1	0.1	0.2	-0.2	-0.1	0.1	0.2
(56, 14)	79	37	33	70	35	10	6	19
(56, 28)	97	46	45	95	87	25	10	56
(56, 56)	100	79	72	100	100	70	27	94

## E Additional Empirical Results

### E.1 Sample

The data set is constructed from waves 20–30 of PSID, covering the survey years 1987 to 1997. We selected this time span because 1997 was the last year PSID conducted annual surveys, switching to a biennial schedule in 1999. Each survey wave includes questions about employment status in the prior calendar year, such as, “About how many weeks did (he/she) work on that job last year?” and “During the weeks that (he/she) worked, about how many hours did (he/she) usually work per week?” We use responses to these questions to construct individual labor force participation (LFP) status for the prior year. Thus, wave 30 (1997) provides LFP data for 1996, wave 29 (1996) for 1995, and so on. In our final sample, labor force participation status is observed from 1987 to 1996, with lagged participation status observed from 1986 to 1995.

We study labor force participation among female household heads with children who are not legally married. In the PSID, marital status is reported as married, widowed, divorced, separated, or single; women reporting any of the latter four categories are classified as unmarried. Because cohabitation status is not systematically identified in the PSID, the term “single mothers” in this paper refers to unmarried female household heads with children and may include a small number of cohabiting women.

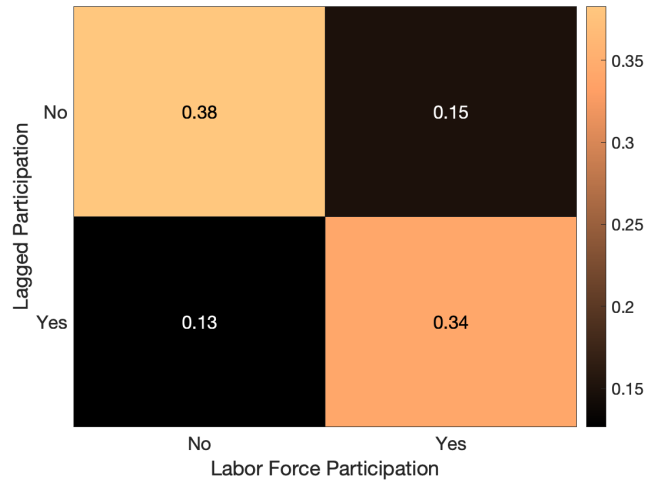
We further restrict the data to an informative sample of individuals whose current and lagged LFP status each varied at least once during the sample period. This ensures within-person variation in both variables, which is necessary for identification of the dynamic model. The final sample contains  $N = 86$  single mothers observed for  $T = 10$  consecutive years. Table E.1 reports the summary statistics. Figure E.1 displays the joint distribution of current and lagged LFP status, and Figure E.2 plots the year-specific transition rates between employment and non-employment.

Table E.1: Descriptive Statistics

Variable	Mean	Std. Dev.	Min	Max
Labor Force Participation	0.491	0.500	0.000	1.000
Lagged Participation	0.467	0.499	0.000	1.000
Number of Children	2.25	1.104	1.000	6.000

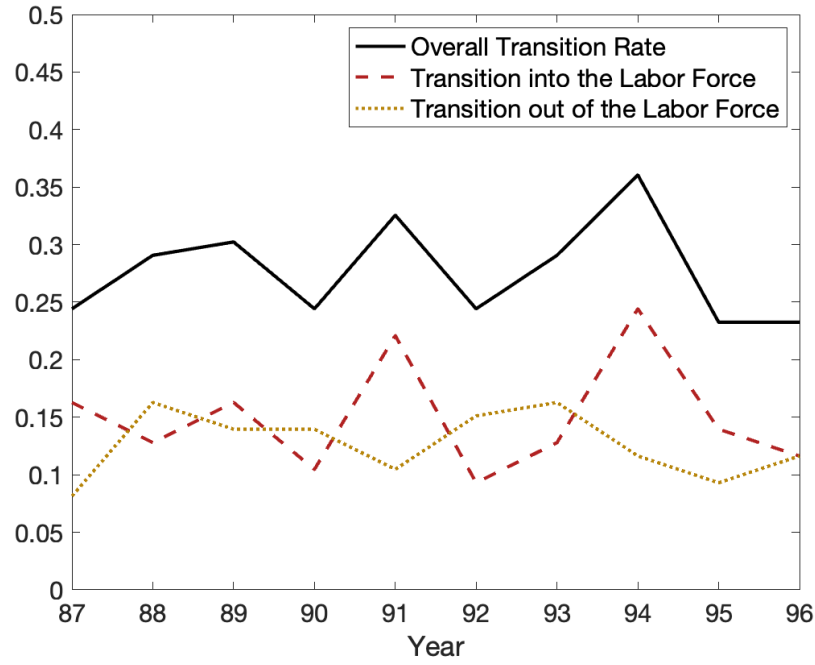
*Notes:* Summary statistics are computed based on a sample of 86 individuals observed from 1987 to 1996. All variables have 860 observations. Data source: PSID 1987–1997.

Figure E.1: Labor Force Participation Contingency Table



*Notes:* Each cell contains the percentage of individuals with given current and past labor force participation status.

Figure E.2: Labor Force Participation Status Transition Rates By Year



## E.2 Extra Empirical Results

Table E.2: Estimated Heterogeneous Effects on Labor Force Participation

	Mean	Median	Std. Dev.	10th Percentile	25th Percentile	75th Percentile	90th Percentile
$\alpha_i$	0.000	0.012	2.329	-2.477	-1.858	1.883	3.521
$\gamma_t$	0.000	-0.125	0.450	-0.435	-0.361	0.248	0.692
$\beta_{it}$	0.436	0.388	2.372	-2.186	-1.487	2.216	3.768

Table E.3: Estimated Heterogeneous State Dependence in Labor Force Participation

	Mean	Median	Std. Dev.	10th Percentile	25th Percentile	75th Percentile	90th Percentile
$\zeta_i$	0.000	-0.021	2.359	-2.831	-1.766	1.730	3.353
$\eta_t$	0.000	-0.149	0.812	-0.926	-0.708	0.245	1.358
$\rho_{it}$	0.253	0.083	2.495	-2.812	-1.635	2.090	3.725

## F Average Partial Effects

We discuss the average partial effects (APEs) in this section. Denote

$$\Delta(\theta, \phi) := \frac{1}{NT} \sum_{i=1}^N \sum_{t=1}^T \Delta_{i,t}(\theta, \alpha_i, \gamma_t)$$

where  $\Delta_{i,t}(\theta, \alpha_i, \gamma_t)$  is, for simplicity, a scalar partial effect function of interests. For the probit model in Section 4,  $\Delta_{i,t}(\theta, \alpha_i, \gamma_t)$  could be, e.g.,

$$\Delta_{i,t}(\theta, \alpha_i, \gamma_t) := F(\rho + Z_{it}(\beta + \alpha_{1,i} + \gamma_{1,t}) + \alpha_{2,i} + \gamma_{2,t}) - F(Z_{it}(\beta + \alpha_{1,i} + \gamma_{1,t}) + \alpha_{2,i} + \gamma_{2,t}),$$

which is the partial effect of the binary variable  $Y_{it-1}$ , where  $\theta = (\rho, \beta)$  and  $F(\cdot)$  is the standard normal cumulative distribution function. Let  $\bar{\mathbb{E}}$  denote the unconditional expectation w.r.t. the joint density of  $(Y_{it}, X'_{it}, \phi^{0'})'$ ,  $\Delta := \Delta(\theta_0, \phi^0)$ , and  $\bar{\Delta} := \bar{\mathbb{E}}\Delta$ . For nonlinear models with two-way fixed effects in the intercept only, [Fernández-Val and Weidner \(2016\)](#) show that the APE estimator  $\hat{\Delta} := \Delta(\hat{\theta}, \hat{\phi}(\hat{\theta}))$  is *asymptotically* unbiased. We briefly re-visit this result here and justify that it also applies to the DN-HP models.

Consider the decomposition

$$\hat{\Delta} - \bar{\Delta} = (\hat{\Delta} - \Delta) + (\Delta - \bar{\Delta}).$$

Here  $\hat{\Delta} - \Delta$  is due to the estimation error of the parameters. As demonstrated by [Fernández-Val and Weidner \(2016\)](#),  $\hat{\Delta}$  is affected by the IPP in that it possesses a bias of order  $1/\sqrt{NT}$  away from  $\Delta$ . On the other hand,  $\Delta - \bar{\Delta}$  is due to the estimation of the population mean  $\bar{\Delta}$  by the sample mean  $\Delta$ . The component  $\Delta$  does not suffer from the IPP. However, its convergence rate depends on the data-generating process and could potentially be slower than  $1/\sqrt{NT}$ . To see this, consider  $\{\alpha_i^0, \gamma_t^0\}$  being i.i.d. across both  $i$  and  $t$ . Calculating the variance of  $(\Delta - \bar{\Delta})$ , we have

$$\bar{\mathbb{E}}(\Delta - \bar{\Delta})^2 = \frac{1}{N^2 T^2} \sum_{i=1}^N \sum_{j=1}^N \sum_{t=1}^T \sum_{s=1}^T \bar{\mathbb{E}} \left[ \tilde{\Delta}_{i,t}(\theta_0, \alpha_i^0, \gamma_t^0) \tilde{\Delta}_{j,s}(\theta_0, \alpha_j^0, \gamma_s^0) \right],$$

where  $\tilde{\Delta}_{i,t}(\theta, \alpha_i, \gamma_t) := \Delta_{i,t}(\theta, \alpha_i, \gamma_t) - \bar{\mathbb{E}}\Delta_{i,t}(\theta, \alpha_i, \gamma_t)$ . Here,  $\tilde{\Delta}_{i,t}(\theta_0, \alpha_i^0, \gamma_t^0)$  and  $\tilde{\Delta}_{j,t}(\theta_0, \alpha_j^0, \gamma_t^0)$ , for  $i \neq j$ , depend on the same  $\gamma_t^0$ ; while  $\tilde{\Delta}_{i,t}(\theta_0, \alpha_i^0, \gamma_t^0)$  and  $\tilde{\Delta}_{i,s}(\theta_0, \alpha_i^0, \gamma_s^0)$ , for  $t \neq s$ , depend on the same  $\alpha_i^0$ . Since  $\alpha_i^0$  and  $\gamma_t^0$  are held as random variables in the APE context,  $\tilde{\Delta}_{i,t}(\theta_0, \alpha_i^0, \gamma_t^0)$  exhibits dependencies across both  $i$  or  $t$ . As a consequence, the rate of the variance  $\bar{\mathbb{E}}(\Delta - \bar{\Delta})^2$  may be slower than  $1/NT$ . In other words, the bias  $\hat{\Delta} - \Delta$  is negligible relative to the variance of  $\Delta - \bar{\Delta}$ , implying  $\hat{\Delta}$  being asymptotically unbiased towards  $\bar{\Delta}$ . Of course, there still might be some finite-sample bias. For the two-way DN-HP model here, applying the same expansion as in Section 2 to  $\Delta(\theta, \phi)$  would establish that the bias  $\hat{\Delta} - \Delta$  is also of order  $1/\sqrt{NT}$ . Therefore, the same arguments above still apply.

Next, we conduct simulation studies to demonstrate that estimating the APEs using  $\hat{\theta}_L$  already leads to a considerable reduction of its finite-sample bias. Under the same settings in Section 4, Table F.1 compares the biases and RMSEs of  $\hat{\Delta}^Z := \Delta^Z(\hat{\theta}, \hat{\phi}(\hat{\theta}))$  v.s.  $\hat{\Delta}_L^Z := \Delta^Z(\hat{\theta}_L, \hat{\phi}(\hat{\theta}_L))$  and  $\hat{\Delta}^Y := \Delta^Y(\hat{\theta}, \hat{\phi}(\hat{\theta}))$  v.s.  $\hat{\Delta}_L^Y := \Delta^Y(\hat{\theta}_L, \hat{\phi}(\hat{\theta}_L))$ , where

$$\Delta^Z(\theta, \phi) := \frac{1}{NT} \sum_{i=1}^N \sum_{t=1}^T \Delta_{i,t}^Z(\theta, \alpha_i, \gamma_t), \quad \Delta^Y(\theta, \phi) := \frac{1}{NT} \sum_{i=1}^N \sum_{t=1}^T \Delta_{i,t}^Y(\theta, \alpha_i, \gamma_t),$$

$$\Delta_{i,t}^Z(\theta, \alpha_i, \gamma_t) := f(\rho Y_{it-1} + Z_{it}(\beta + \alpha_{1,i} + \gamma_{1,t}) + \alpha_{2,i} + \gamma_{2,t})(\beta + \alpha_{1,i} + \gamma_{1,t}),$$

$$\Delta_{i,t}^Y(\theta, \alpha_i, \gamma_t) := F(\rho + Z_{it}(\beta + \alpha_{1,i} + \gamma_{1,t}) + \alpha_{2,i} + \gamma_{2,t}) - F(Z_{it}(\beta + \alpha_{1,i} + \gamma_{1,t}) + \alpha_{2,i} + \gamma_{2,t}),$$

$F(\cdot)$  is the cumulative distribution function of a standard normal (for the probit model) or a standard logistic (for the logit model) distribution, and  $f(\cdot)$  is the probability density function corresponding to  $F(\cdot)$ . The biases and RMSEs are calculated relative to the Monte-Carlo means of the infeasible APEs  $\Delta^Z := \Delta^Z(\theta_0, \phi^0)$  and  $\Delta^Y := \Delta^Y(\theta_0, \phi^0)$ , respectively, and the biases are reported in percentages relative to the Monte-Carlo means of  $\Delta^Z$  and  $\Delta^Y$  (for better comparison). Finally, we only report the APE estimators calculated using  $\hat{\beta}_L^{(1)}$  and  $\hat{\rho}_L^{(1)}$  (omitting those using  $\hat{\beta}_L^{(2)}$  and  $\hat{\rho}_L^{(2)}$  because they are similar). For the static logit model with  $(N, T) = (30, 30)$ , we find that the bias of the plug-in estimator  $\hat{\Delta}_L^Z$  is only  $-2\%$ , while the uncorrected APE estimator  $\hat{\Delta}^Z$  shows a  $16\%$  bias. The RMSE of  $\hat{\Delta}_L^Z$  is also smaller than that of  $\hat{\Delta}^Z$ . As the sample size increases, the RMSEs of both estimators decrease, with  $\hat{\Delta}_L^Z$  outperforming  $\hat{\Delta}^Z$  constantly. The results here suggest that estimating the APEs using  $\hat{\theta}_L$  already reduces the finite-sample bias without inflating the RMSE, compared to using  $\hat{\theta}$  directly, even that  $\hat{\Delta}_L^Z$  and  $\hat{\Delta}_L^Y$  are intrinsically not bias-corrected estimators.

Table F.1: Comparisons of Average Partial Effects for Logit and Probit Models, Design 1

$(N, T)$	$(30, 30)$		$(60, 60)$		$(90, 90)$	
	Bias	RMSE	Bias	RMSE	Bias	RMSE
Static Logit Model						
$\hat{\Delta}^Z$	16	0.028	7	0.012	4	0.008
$\hat{\Delta}_L^Z$	-2	0.018	-3	0.009	-3	0.006
Static Probit Model						
$\hat{\Delta}^Z$	18	0.057	7	0.014	4	0.009
$\hat{\Delta}_L^Z$	1	0.019	-2	0.008	-2	0.006
Dynamic Logit Model						
$\hat{\Delta}^Z$	15	0.027	6	0.011	5	0.008
$\hat{\Delta}_L^Z$	-2	0.018	-3	0.009	-2	0.006
$\hat{\Delta}^Y$	-32	0.049	-16	0.024	-10	0.016
$\hat{\Delta}_L^Y$	-19	0.038	-9	0.019	-5	0.012
Dynamic Probit Model						
$\hat{\Delta}^Z$	26	0.121	8	0.015	5	0.010
$\hat{\Delta}_L^Z$	4	0.027	0	0.008	-1	0.005
$\hat{\Delta}^Y$	-21	0.048	-10	0.022	-6	0.015
$\hat{\Delta}_L^Y$	-15	0.039	-6	0.018	-3	0.012

Notes: Bias is reported in percentage relative to the Monte-Carlo mean of the infeasible APEs  $\Delta^Z$  or  $\Delta^Y$ . For the dynamic models,  $\hat{\Delta}_L^Z$  or  $\hat{\Delta}_L^Y$  are calculated using  $\hat{\beta}_L^{(1)}$  and  $\hat{\rho}_L^{(1)}$ .

## G The Failure of the Jackknife

In our simulation studies, we find that the jackknife does not perform well in reducing the bias of structural parameters associated with two-way heterogeneities for small  $N, T$ . This could be due to the incompatibility of the jackknife with the normalization for the identification. Note that the normalization is crucial for the identification under the DN-HP model. In this section, we discuss the possible cause of the failure of the jackknife.

Consider even  $N, T$  and a simple probit model

$$Y_{it} = \mathbb{1} \{(\beta + \alpha_i + \gamma_t) X_{it} + \varepsilon_{it} > 0\},$$

where  $X_{it}$  is a scalar regressor and  $\{\beta, \alpha_i, \gamma_t\}$  are all scalar parameters. For simplicity, we assume that there is no intercept, which does not affect our discussion here. Recall that we set  $N^{-1} \sum_{i=1}^N \alpha_i^0 = T^{-1} \sum_{t=1}^T \gamma_t^0 = 0$  in the data-generating process and normalize  $N^{-1} \sum_{i=1}^N \alpha_i = T^{-1} \sum_{t=1}^T \gamma_t = 0$  during the estimation. The normalization causes no problem on the full data set. However, this is not the case for half panels. To see the problem, define

$$\begin{aligned} \mathcal{P}_{N,T/2}^{(1)} &:= \{(i, t) : i = 1, \dots, N; t = 1, \dots, T/2\}, \\ \mathcal{P}_{N,T/2}^{(2)} &:= \{(i, t) : i = 1, \dots, N; t = T/2 + 1, \dots, T\}, \\ \mathcal{P}_{N/2,T}^{(1)} &:= \{(i, t) : i = 1, \dots, N/2; t = 1, \dots, T\}, \\ \mathcal{P}_{N/2,T}^{(2)} &:= \{(i, t) : i = N/2 + 1, \dots, N; t = 1, \dots, T\}, \end{aligned}$$

where  $\mathcal{P}_{N,T/2}^{(1)}$  and  $\mathcal{P}_{N,T/2}^{(2)}$  are the two half panels obtained by splitting along the time dimension, and  $\mathcal{P}_{N/2,T}^{(1)}$  and  $\mathcal{P}_{N/2,T}^{(2)}$  are constructed by splitting along the individual dimension. Focus on the two half panels  $\mathcal{P}_{N,T/2}^{(1)}$  and  $\mathcal{P}_{N,T/2}^{(2)}$ , and define  $g_{T/2}^{(1)} := (T/2)^{-1} \sum_{t=1}^{T/2} \gamma_t^0$  and  $g_{T/2}^{(2)} := (T/2)^{-1} \sum_{t=T/2+1}^T \gamma_t^0$ . Here  $g_{T/2}^{(1)}$  is the summation of  $\gamma_t^0$  over the time periods in  $\mathcal{P}_{N,T/2}^{(1)}$  and  $g_{T/2}^{(2)}$  similarly over  $\mathcal{P}_{N,T/2}^{(2)}$ . Note that  $g_{T/2}^{(1)} + g_{T/2}^{(2)} = 0$  but they are generally nonzero themselves. When the model is estimated on  $\mathcal{P}_{N,T/2}^{(1)}$ , the normalization  $\sum_{t=1}^{T/2} \gamma_t = 0$  is imposed. However, this normalization does not agree with  $g_{T/2}^{(1)} \neq 0$ . Consequently, the effect from  $g_{T/2}^{(1)}$  is absorbed into the common parameter. In other words, the MLE computed on  $\mathcal{P}_{N,T/2}^{(1)}$ , say  $\hat{\beta}_{N,T/2}^{(1)}$ , is essentially estimating  $\beta_{N,T/2}^{(1)} = \beta_0 + g_{T/2}^{(1)}$ . The same issue happens on  $\mathcal{P}_{N,T/2}^{(2)}$ , causing the MLE obtained on  $\mathcal{P}_{N,T/2}^{(2)}$ , say  $\hat{\beta}_{N,T/2}^{(2)}$ , to be estimating  $\beta_{N,T/2}^{(2)} = \beta_0 + g_{T/2}^{(2)}$ . Note that  $\beta_{N,T/2}^{(1)} \neq \beta_{N,T/2}^{(2)}$  generally but  $(\beta_{N,T/2}^{(1)} + \beta_{N,T/2}^{(2)})/2 = \beta_0$ . The same happens on  $\mathcal{P}_{N/2,T}^{(1)}$  and  $\mathcal{P}_{N/2,T}^{(2)}$ , causing the corresponding MLEs, say  $\hat{\beta}_{N/2,T}^{(1)}$  and  $\hat{\beta}_{N/2,T}^{(2)}$ , to be estimating some  $\beta_{N/2,T}^{(1)}$  and  $\beta_{N/2,T}^{(2)}$  generally different from  $\beta_0$ .

Now, suppose that the MLE admits the expansion

$$\hat{\beta} - \beta_0 = \frac{b_\alpha(\beta_0)}{T} + \frac{b_\gamma(\beta_0)}{N} + o_p(N^{-1} \vee T^{-1}) \quad (\text{G.1})$$

for some bias terms  $b_\alpha(\beta)$  and  $b_\gamma(\beta)$ , as in [Fernández-Val and Weidner \(2016\)](#). On half panels,

because the estimated targets are generally different, we would have

$$\begin{aligned}
\widehat{\beta}_{N,T/2}^{(1)} - \beta_{N,T/2}^{(1)} &= \frac{b_\alpha(\beta_{N,T/2}^{(1)})}{T/2} + \frac{b_\gamma(\beta_{N,T/2}^{(1)})}{N} + o_{\mathbb{P}}(N^{-1} \vee T^{-1}), \\
\widehat{\beta}_{N,T/2}^{(2)} - \beta_{N,T/2}^{(2)} &= \frac{b_\alpha(\beta_{N,T/2}^{(2)})}{T/2} + \frac{b_\gamma(\beta_{N,T/2}^{(2)})}{N} + o_{\mathbb{P}}(N^{-1} \vee T^{-1}), \\
\widehat{\beta}_{N/2,T}^{(1)} - \beta_{N/2,T}^{(1)} &= \frac{b_\alpha(\beta_{N/2,T}^{(1)})}{T} + \frac{b_\gamma(\beta_{N/2,T}^{(1)})}{N/2} + o_{\mathbb{P}}(N^{-1} \vee T^{-1}), \\
\widehat{\beta}_{N/2,T}^{(2)} - \beta_{N/2,T}^{(2)} &= \frac{b_\alpha(\beta_{N/2,T}^{(2)})}{T} + \frac{b_\gamma(\beta_{N/2,T}^{(2)})}{N/2} + o_{\mathbb{P}}(N^{-1} \vee T^{-1}).
\end{aligned}$$

Since  $\beta_0$ ,  $\beta_{N,T/2}^{(1)}$ ,  $\beta_{N,T/2}^{(2)}$ ,  $\beta_{N/2,T}^{(1)}$ , and  $\beta_{N/2,T}^{(2)}$  generally differ from each other, the five  $b_\alpha(\cdot)$  terms would also be different. The same happens to  $b_\gamma(\cdot)$ . Next, define

$$\begin{aligned}
\widehat{\beta}_{N,T/2} &:= \frac{1}{2} \left( \widehat{\beta}_{N,T/2}^{(1)} + \widehat{\beta}_{N,T/2}^{(2)} \right) \\
&= \beta_0 + \frac{b_\alpha(\beta_{N,T/2}^{(1)}) + b_\alpha(\beta_{N,T/2}^{(2)})}{T} + \frac{b_\gamma(\beta_{N,T/2}^{(1)}) + b_\gamma(\beta_{N,T/2}^{(2)})}{2N} + o_{\mathbb{P}}(N^{-1} \vee T^{-1}), \\
\widehat{\beta}_{N/2,T} &:= \frac{1}{2} \left( \widehat{\beta}_{N/2,T}^{(1)} + \widehat{\beta}_{N/2,T}^{(2)} \right) \\
&= \beta_0 + \frac{b_\alpha(\beta_{N/2,T}^{(1)}) + b_\alpha(\beta_{N/2,T}^{(2)})}{2T} + \frac{b_\gamma(\beta_{N/2,T}^{(1)}) + b_\gamma(\beta_{N/2,T}^{(2)})}{N} + o_{\mathbb{P}}(N^{-1} \vee T^{-1}).
\end{aligned}$$

Noting (G.1) we have

$$\begin{aligned}
\widehat{\beta}_{N,T/2} - \widehat{\beta} &= \frac{b_\alpha(\beta_{N,T/2}^{(1)}) + b_\alpha(\beta_{N,T/2}^{(2)}) - b_\alpha(\beta_0)}{T} + \frac{b_\gamma(\beta_{N,T/2}^{(1)}) + b_\gamma(\beta_{N,T/2}^{(2)}) - 2b_\gamma(\beta_0)}{2N} \\
&\quad + o_{\mathbb{P}}(N^{-1} \vee T^{-1}), \\
\widehat{\beta}_{N/2,T} - \widehat{\beta} &= \frac{b_\alpha(\beta_{N/2,T}^{(1)}) + b_\alpha(\beta_{N/2,T}^{(2)}) - 2b_\alpha(\beta_0)}{2T} + \frac{b_\gamma(\beta_{N/2,T}^{(1)}) + b_\gamma(\beta_{N/2,T}^{(2)}) - b_\gamma(\beta_0)}{N} \\
&\quad + o_{\mathbb{P}}(N^{-1} \vee T^{-1}).
\end{aligned}$$

Given the jackknife estimator  $\widehat{\beta}_J := 3\widehat{\beta} - \widehat{\beta}_{N,T/2} - \widehat{\beta}_{N/2,T}$ , we have

$$\begin{aligned}
\widehat{\beta}_J - \beta^0 &= \widehat{\beta} - \beta_0 - \left( \widehat{\beta}_{N,T/2} - \widehat{\beta} \right) - \left( \widehat{\beta}_{N/2,T} - \widehat{\beta} \right) \\
&= \frac{6b_\alpha(\beta_0) - 2b_\alpha(\beta_{N,T/2}^{(1)}) - 2b_\alpha(\beta_{N,T/2}^{(2)}) - b_\alpha(\beta_{N/2,T}^{(1)}) - b_\alpha(\beta_{N/2,T}^{(2)})}{2T} \\
&\quad + \frac{6b_\gamma(\beta_0) - b_\gamma(\beta_{N,T/2}^{(1)}) - b_\gamma(\beta_{N,T/2}^{(2)}) - 2b_\gamma(\beta_{N/2,T}^{(1)}) - 2b_\gamma(\beta_{N/2,T}^{(2)})}{2N} \\
&\quad + o_{\mathbb{P}}(N^{-1} \vee T^{-1}). \tag{G.2}
\end{aligned}$$



If  $\beta_0$ ,  $\beta_{N,T/2}^{(1)}$ ,  $\beta_{N,T/2}^{(2)}$ ,  $\beta_{N/2,T}^{(1)}$ , and  $\beta_{N/2,T}^{(2)}$  were the same, the terms in the numerator would cancel out; and  $\hat{\beta}_J - \beta^0$  would be  $o_{\mathbb{P}}(N^{-1} \vee T^{-1})$ . For two-way DN-HP models,  $\beta_{N,T/2}^{(1)}$ ,  $\beta_{N,T/2}^{(2)}$ ,  $\beta_{N/2,T}^{(1)}$ , and  $\beta_{N/2,T}^{(2)}$  only approach  $\beta_0$ , as  $N, T$  increase, because  $g_{T/2}^{(1)}$  and  $g_{T/2}^{(2)}$  (and similar terms from subpanels  $\mathcal{P}_{N/2,T}^{(1)}$  and  $\mathcal{P}_{N/2,T}^{(2)}$ ) approach zero. When  $N$  and  $T$  are small, they remain different. This causes  $\hat{\beta}_J$  to perform less well under small  $N, T$ .

## References

- Aghion, P., N. Bloom, R. Blundell, R. Griffith, and P. Howitt (2005, May). Competition and Innovation: an Inverted-U Relationship. *The Quarterly Journal of Economics* 120(2), 701–728.
- Aguero, J. M. and M. S. Marks (2008). Motherhood and Female Labor Force Participation: Evidence from Infertility Shocks. *American Economic Review* 98(2), 500–504.
- Andrews, D. W. (1991). Heteroskedasticity and autocorrelation consistent covariance matrix estimation. *Econometrica*, 817–858.
- Angrist, J. D. and W. N. Evans (1998). Children and Their Parents’ Labor Supply: Evidence from Exogenous Variation in Family Size. *The American Economic Review* 88(3), 450–477.
- Arellano, M. and S. Bond (1991). Some tests of specification for panel data: Monte carlo evidence and an application to employment equations. *The review of economic studies* 58(2), 277–297.
- Arellano, M. and S. Bonhomme (2009). Robust priors in nonlinear panel data models. *Econometrica* 77(2), 489–536.
- Arellano, M. and J. Hahn (2016). A likelihood-based approximate solution to the incidental parameter problem in dynamic nonlinear models with multiple effects. *Global Economic Review* 45(3), 251–274.
- Bai, J. (2009). Panel data models with interactive fixed effects. *Econometrica* 77(4), 1229–1279.
- Bellio, R., I. Kosmidis, A. Salvan, and N. Sartori (2023). Parametric bootstrap inference for stratified models with high-dimensional nuisance specifications. *Statistica Sinica* 33, 1069–1091.
- Bester, C. A. and C. Hansen (2009). A penalty function approach to bias reduction in nonlinear panel models with fixed effects. *Journal of Business & Economic Statistics* 27(2), 131–148.
- Blau, D. M. and P. K. Robins (1988). Child-Care Costs and Family Labor Supply. *The Review of Economics and Statistics* 70(3), 374–381.
- Blau, F. D. and L. M. Kahn (2007). Changes in the Labor Supply Behavior of Married Women: 1980-2000. *Journal of Labor Economics* 25(3), 393–438.
- Blundell, R., M. Costa Dias, C. Meghir, and J. Shaw (2016). Female Labor Supply, Human Capital, and Welfare Reform. *Econometrica* 84(5), 1705–1753.
- Browning, M. and J. Carro (2007). *Heterogeneity and Microeconometrics Modeling*, pp. 47–74. Econometric Society Monographs. Cambridge University Press.

- Browning, M. and J. M. Carro (2010). Heterogeneity in dynamic discrete choice models. *The Econometrics Journal* 13(1), 1–39.
- Browning, M. and J. M. Carro (2014). Dynamic binary outcome models with maximal heterogeneity. *Journal of Econometrics* 178(2), 805–823.
- Chamberlain, G. (1980). Analysis of covariance with qualitative data. *The Review of Economic Studies* 47(1), 225–238.
- Chamberlain, G. (1985). *Heterogeneity, omitted variable bias, and duration dependence*, pp. 3–38. Econometric Society Monographs. Cambridge University Press.
- Charbonneau, K. B. (2017). Multiple fixed effects in binary response panel data models. *The Econometrics Journal* 20(3), S1–S13.
- Chen, M., I. Fernández-Val, and M. Weidner (2021). Nonlinear factor models for network and panel data. *Journal of Econometrics* 220(2), 296–324.
- Chernozhukov, V., I. Fernández-Val, J. Hahn, and W. Newey (2013). Average and quantile effects in nonseparable panel models. *Econometrica* 81(2), 535–580.
- Connelly, R. (1992). The Effect of Child Care Costs on Married Women’s Labor Force Participation. *The Review of Economics and Statistics* 74(1), 83–90.
- Cruz-Gonzalez, M., I. Fernández-Val, and M. Weidner (2017). Bias corrections for probit and logit models with two-way fixed effects. *The Stata Journal* 17(3), 517–545.
- Dano, K., B. E. Honoré, and M. Weidner (2025). Binary choice logit models with general fixed effects for panel and network data. *Working Paper*.
- Dhaene, G. and K. Jochmans (2015). Split-panel jackknife estimation of fixed-effect models. *The Review of Economic Studies* 82(3), 991–1030.
- Dhaene, G. and Y. Sun (2021). Second-order corrected likelihood for nonlinear panel models with fixed effects. *Journal of Econometrics* 220(2), 227–252.
- Feng, C., H. Wang, T. Chen, and X. M. Tu (2014). On exact forms of Taylor’s theorem for vector-valued functions. *Biometrika* 101(4), 1003.
- Fernández, R. (2013). Cultural change as learning: The evolution of female labor force participation over a century. *American Economic Review* 103(1), 472–500.
- Fernández-Val, I., W. Y. Gao, Y. Liao, and F. Vella (2025). Dynamic heterogeneous distribution regression panel models, with an application to labor income processes. *Working paper*.
- Fernández-Val, I. and J. Lee (2013). Panel data models with nonadditive unobserved heterogeneity: Estimation and inference. *Quantitative Economics* 4(3), 453–481.
- Fernández-Val, I. and M. Weidner (2016). Individual and time effects in nonlinear panel models with large N,T. *Journal of Econometrics* 192(1), 291–312.
- Fernández-Val, I. and M. Weidner (2018). Fixed effects estimation of large-t panel data models. *Annual Review of Economics* 10, 109–138.

- Galvao, A. F. and K. Kato (2016). Smoothed quantile regression for panel data. *Journal of Econometrics* 193(1), 92–112.
- Greenwood, J., N. Guner, G. Kocharkov, and C. Santos (2016). Technology and the changing family: A unified model of marriage, divorce, educational attainment, and married female labor-force participation. *American Economic Journal: Macroeconomics* 8(1), 1–41.
- Hahn, J. and G. Kuersteiner (2007). Bandwidth choice for bias estimators in dynamic nonlinear panel models. *Working paper*.
- Hahn, J. and G. Kuersteiner (2011). Bias reduction for dynamic nonlinear panel models with fixed effects. *Econometric Theory* 27(06), 1152–1191.
- Hahn, J. and W. Newey (2004). Jackknife and analytical bias reduction for nonlinear panel models. *Econometrica* 72(4), 1295–1319.
- Hamilton, J. D. (1994). *Time series analysis*. Princeton university press.
- Hayashi, F. (2000). *Econometrics*. Princeton University Press.
- Heath, R. and S. Jayachandran (2018). 345the causes and consequences of increased female education and labor force participation in developing countries. In *The Oxford Handbook of Women and the Economy*. Oxford University Press.
- Heckman, J. J. (2001). Micro Data, Heterogeneity, and the Evaluation of Public Policy: Nobel Lecture. *Journal of Political Economy* 109(4), 673–748.
- Higgins, A. and K. Jochmans (2024). Bootstrap inference for fixed-effect models. *Econometrica* 92(2), 411–427.
- Honoré, B. E. and E. Kyriazidou (2000). Panel data discrete choice models with lagged dependent variables. *Econometrica* 68(4), 839–874.
- Honoré, B. E. and M. Weidner (2024). Moment conditions for dynamic panel logit models with fixed effects. *Review of Economic Studies*, rdae097.
- Hsiao, C. (2014). *Analysis of Panel Data* (3 ed.). Econometric Society Monographs. Cambridge University Press.
- Jochmans, K. and T. Otsu (2019). Likelihood corrections for two-way models. *Annals of Economics and Statistics* (134), 227–242.
- Keane, M. and T. Neal (2020). Climate change and u.s. agriculture: Accounting for multidimensional slope heterogeneity in panel data. *Quantitative Economics* 11(4), 1391–1429.
- Killingsworth, M. R. and J. J. Heckman (1986). Chapter 2 female labor supply: A survey. Volume 1 of *Handbook of Labor Economics*, pp. 103–204. Elsevier.
- Kim, M. S. and Y. Sun (2016). Bootstrap and k-step bootstrap bias corrections for the fixed effects estimator in nonlinear panel data models. *Econometric Theory* 32(6), 1523–1568.
- Kimmel, J. (1998). Child care costs as a barrier to employment for single and married mothers. *The Review of Economics and Statistics* 80(2), 287–299.

- Kleven, H., C. Landais, and J. E. Søgaaard (2019). Children and Gender Inequality: Evidence from Denmark. *American Economic Journal: Applied Economics* 11(4), 181–209.
- Lancaster, T. (2002). Orthogonal parameters and panel data. *The Review of Economic Studies* 69(3), 647–666.
- Li, H., B. G. Lindsay, and R. P. Waterman (2003). Efficiency of projected score methods in rectangular array asymptotics. *Journal of the Royal Statistical Society. Series B (Methodological)* 65(1), 191–208.
- Lu, X. and L. Su (2023). Uniform inference in linear panel data models with two-dimensional heterogeneity. *Journal of Econometrics* 235(2), 694–719.
- Miller, K. S. (1981). On the inverse of the sum of matrices. *Mathematics magazine* 54(2), 67–72.
- Mincer, J. (1962). Labor Force Participation of Married Women: A Study of Labor Supply. In *Aspects of Labor Economics*, pp. 63–105. Princeton University Press.
- Moon, H. R. and M. Weidner (2017). Dynamic linear panel regression models with interactive fixed effects. *Econometric Theory* 33(1), 158–195.
- Nakamura, A. and M. Nakamura (1992). The econometrics of female labor supply and children. *Econometric Reviews* 11(1), 1–71.
- Nevo, A. (2001). Measuring Market Power in the Ready-to-Eat Cereal Industry. *Econometrica* 69(2), 307–342.
- Newey, W. K. and D. McFadden (1994). Chapter 36 large sample estimation and hypothesis testing. Volume 4 of *Handbook of Econometrics*, pp. 2111–2245. Elsevier.
- Neyman, J. and E. L. Scott (1948). Consistent estimates based on partially consistent observations. *Econometrica* 16(1), 1–32.
- Okui, R. and W. Wang (2021). Heterogeneous structural breaks in panel data models. *Journal of Econometrics* 220(2), 447–473.
- Okui, R. and T. Yanagi (2020, January). Kernel estimation for panel data with heterogeneous dynamics. *The Econometrics Journal* 23(1), 156–175.
- Pace, L. and A. Salvan (2006). Adjustments of the profile likelihood from a new perspective. *Journal of Statistical Planning and Inference* 136(10), 3554–3564.
- Pesaran, M. H. (2015). *Time series and panel data econometrics*. Oxford University Press.
- Pesaran, M. H. and R. Smith (1995). Estimating long-run relationships from dynamic heterogeneous panels. *Journal of econometrics* 68(1), 79–113.
- Robertson, D. and J. Symons (1992). Some strange properties of panel data estimators. *Journal of Applied Econometrics* 7(2), 175–189.
- Robinson, P. M. (1989). Nonparametric Estimation of Time-Varying Parameters. In P. Hackl (Ed.), *Statistical Analysis and Forecasting of Economic Structural Change*, pp. 253–264. Berlin, Heidelberg: Springer.

- Schumann, M. (2023). Second-order bias reduction for nonlinear panel data models with fixed effects based on expected quantities. *Econometric Theory* 39(4), 693–736.
- Silva, J. S. and S. Tenreiro (2006). The log of gravity. *The Review of Economics and Statistics*, 641–658.
- Stock, J. H. and M. W. Watson (1996). Evidence on Structural Instability in Macroeconomic Time Series Relations. *Journal of Business & Economic Statistics* 14(1), 11–30.
- Su, L. and Q. Chen (2013). Testing homogeneity in panel data models with interactive fixed effects. *Econometric Theory* 29(6), 1079–1135.
- White, H. (1982). Maximum likelihood estimation of misspecified models. *Econometrica*, 1–25.
- Woutersen, T. (2002). Robustness against incidental parameters. *Working paper*.