

Debiased inference for dynamic nonlinear models with two-way fixed effects*

Xuan Leng[†] Yutao Sun^{‡§}

Abstract

Panel data models often use fixed effects to account for unobserved heterogeneities. These fixed effects are typically incidental parameters and their estimators converge slowly relative to the square root of the sample size. In the maximum likelihood context, this induces an asymptotic bias of the likelihood function. Test statistics derived from the asymptotically biased likelihood, therefore, no longer follow their standard limiting distributions. This causes severe distortions in test sizes. We consider a generic class of dynamic nonlinear models with two-way fixed effects and propose an analytical bias correction method for the likelihood function. We formally show that the likelihood ratio, the Lagrange-multiplier, and the Wald test statistics derived from the corrected likelihood follow their standard asymptotic distributions. As a by-product, a bias-corrected estimator of the structural parameter can also be derived from the corrected likelihood function. We evaluate the performance of our bias correction procedure through simulations.

Keywords: two-way fixed effects, incidental parameter problem, analytical bias correction, dynamic nonlinear models

JEL Classification C23

1 Introduction

Panel data, also known as longitudinal data, is common in empirical studies where observations are collected from N individuals over a span of T time periods. Panel datasets often contain unobserved heterogeneities that are specific to individuals or time periods and are correlated with the covariates in a regression context. To account for such heterogeneities in panel data models, the standard technique is to use two-way fixed effects. For each individual $i = 1, \dots, N$, an individual-specific parameter, the “individual effect”, is included to capture the unobserved individual-specific heterogeneity. Similarly, a time-specific parameter, the “time effect”, is also included for each time period $t = 1, \dots, T$ when unobserved time-specific heterogeneity is present. These individual- and time-specific parameters, or “two-way fixed effects”, are additionally included alongside structural

*We would like to express our gratitude to valuable comments and suggestions from Geert Dhaene, Jun Yu, participants of the 2017 International Panel Data Conference, those of the 2018 Erasmus Statistics Day, and those of various seminars.

[†]School of Economics, Xiamen University, Xiamen (361000), China. Email: xleng@xmu.edu.cn.

[‡]Institute for Advanced Economic Research, Dongbei University of Finance and Economics, Dalian (116000), China. Email: yutao.sun@iaer.dev.

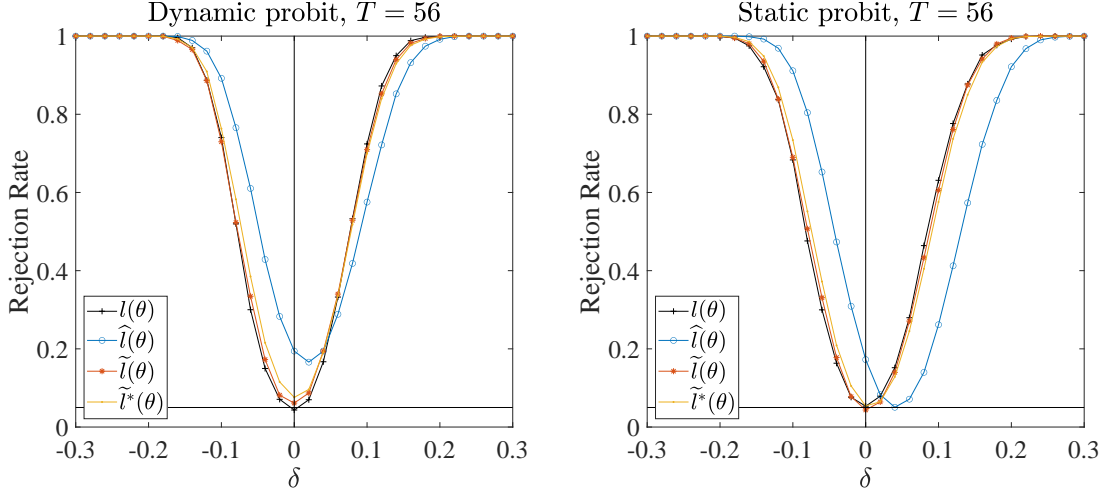
[§]Corresponding Author.

parameters where, in a typical setting, only the structural parameters are of interest. In other words, these fixed effects are nuisance or incidental parameters.

For a vast class of nonlinear maximum likelihood models with two-way fixed effects, the within transformation is not applicable to eliminate these effects, and the estimation of them is typically inevitable. However, such an estimation induces the incidental parameter problem (IPP) of [Neyman and Scott \(1948\)](#) in the sense that the estimators of the fixed effects contaminate the likelihood function. See [Lancaster \(2000\)](#) and [Fernández-Val and Weidner \(2017\)](#) for recent reviews. Under a large N, T asymptotics, the estimators of individual and time effects converge at a rate of, respectively, $1/\sqrt{T}$ and $1/\sqrt{N}$. These slow rates of convergence cause the asymptotic distribution of the likelihood function, evaluated at the estimated effects, to have a non-zero center and exhibit bias. Consequently, many likelihood-based test statistics inherit such a bias and no longer follow their standard asymptotic distributions, leading to incorrect test sizes. In particular, the likelihood-ratio (LR), the Lagrangian-multiplier (LM), and the Wald test statistics are no longer χ^2 -distributed under the null (about the true value of the structural parameter, θ_0). It is worth noting that such an asymptotic bias would become negligible under $N/T \rightarrow 0$ as $N, T \rightarrow \infty$, if the model included only the individual effects; or under $N/T \rightarrow \infty$ as $N, T \rightarrow \infty$, if the model only included the time effects. However, when the model includes both effects, there is no such relative rate N/T under which the bias becomes negligible, and certain procedures have to be employed to correct the bias. In this paper, we consider a generic class of dynamic nonlinear models with two-way fixed effects and develop a bias-corrected likelihood free of the asymptotic bias under $N, T \rightarrow \infty$ where N and T grow proportionally. Our bias-corrected likelihood essentially approximates an IPP-free infeasible likelihood in the sense of profiled likelihoods (see, e.g., [Pace and Salvan \(2006\)](#)). We formally prove that the likelihood-ratio, the Lagrangian-multiplier, and the Wald test statistics are all asymptotically χ^2 under the null when they are derived from our corrected likelihood.

Figure 1.1 illustrates the consequences of the IPP in test statistics for probit models. The figure displays the simulated rejection rates of the LR test, with a significance level of 5%, under a range of null hypotheses about θ_0 . The rejection rates are calculated using different likelihood functions: i) an infeasible likelihood that is free of the IPP, ii) the original (contaminated) likelihood that is affected by the IPP, and iii) two bias-corrected likelihoods that we develop. The precise definition of these likelihood functions will become clear as we proceed. The plotted curves show that the LR test using the original likelihood severely over-rejects the true null hypothesis at θ_0 , with rejection rates approaching 20% for both the dynamic and static probit model. This is the IPP in the context of hypothesis testing, and it arises due to the inclusion of the estimated two-way effects in the original likelihood. The LM and Wald tests using the original likelihood also suffer from the IPP. On the other hand, the LR test using the infeasible likelihood delivers rejection rates very close to the nominal level of 5% at θ_0 for both the dynamic and static models. The two bias-corrected likelihoods, our main contribution, both produce rejection rates close to the nominal level of 5% at θ_0 . Their performance is comparable to the infeasible likelihood.

Figure 1.1: Rejection rates of LR tests for probit model, $N = 56$



Notes: The plotted curves are the rejection rates of the LR tests based on an infeasible likelihood $l(\theta)$, the original likelihood $\hat{l}(\theta)$, as well as our corrected likelihood functions $\tilde{l}(\theta)$ and $\tilde{l}^*(\theta)$. They are all profiled likelihood functions whose exact definitions will become clear as we proceed. The dynamic model is $Y_{it} = 1(\rho_0 Y_{it-1} + \beta_0 X_{it} + \alpha_{i0} U_{it} + \gamma_{t0} V_{it} + \varepsilon_{it} > 0)$ and the static $Y_{it} = 1(\beta_0 X_{it} + \alpha_{i0} U_{it} + \gamma_{t0} V_{it} + \varepsilon_{it} > 0)$, where $X_{it} = X_{it-1}/2 + \alpha_{i0} + \gamma_{t0} + \nu_{it}$ with $\nu_{it} \sim \mathcal{N}(0, 1/2)$, and $\varepsilon_{it} \sim \mathcal{N}(0, 1)$. U_{it} and V_{it} are generated in the same way as X_{it} . Other details are given in Section 4. The true value of structural parameter $\theta_0 = (\rho_0, \beta_0)' = (0.5, 1)'$ for the dynamic model and $\theta_0 = \beta_0 = 1$ for the static. The null is at $\theta_0 + \delta$ where, as depicted on the horizontal axis, $\delta \in \{-0.3, 0.28, \dots, 0.3\}$. The vertical line is at the true value and the horizontal at the significance level 5%.

Several papers in the literature on the IPP in the presence of two-way fixed effects are closely related to our method. For example, [Fernández-Val and Weidner \(2016\)](#) propose a bias correction method for the maximum likelihood estimator (MLE) of a generic class of nonlinear dynamic model with two-way additive effects. See also [Chen et al. \(2021\)](#) for a similar approach for interactive effects. Both approaches of [Fernández-Val and Weidner \(2016\)](#) and [Chen et al. \(2021\)](#) are “parameter-based” in the sense that they develop formulas for the asymptotic bias of the MLE. However, bias corrections of the MLE do not generally lead to bias corrections of the likelihood or its related objects. For instance, the LR test statistic generally does not follow a χ^2 -distribution under the null, even when evaluated at the bias-corrected MLE. This paper differs from [Fernández-Val and Weidner \(2016\)](#) and [Chen et al. \(2021\)](#) in that our approach is “likelihood-based” in the sense that the correction applies to the likelihood function itself, which benefits objects in the entire likelihood hierarchy. In this paper, the objects of interest are test statistics of the LR, the LM, and the Wald test. Our procedure is similar to [Jochmans and Otsu \(2019\)](#), who also develop a likelihood-based bias correction method. In fact, [Jochmans and Otsu \(2019\)](#) already show using simulations that the LR, the LM, and the Wald test all benefit from their corrected likelihood with reduced size distortions. However, [Jochmans and Otsu \(2019\)](#) only consider static models, whereas we consider both static and dynamic models in this paper. In addition, we provide formal proofs for, amongst other things, the asymptotic properties of the corrected likelihood and the limiting distributions of the LR, the LM, and the Wald test statistics derived from the corrected likelihood under relatively mild regularity conditions. This seems to be missing in the current relevant literature but can be important for the general understanding of the behaviors of the likelihood and its derived objects for models with two-way fixed effects. Other works for models with two-way fixed effects include

Hahn and Moon (2006), Bai (2009), Bai (2013), Moon and Weidner (2015), Charbonneau (2017), and Hong et al. (2022).

For models with individual effects only, The literature is extensive. For instance, Rasch (1961), Andersen (1970), Chamberlain (1980), Arellano and Bond (1991), and Lancaster (2002) provide solutions that eliminate the IPP under fixed T for rather narrow classes of models. Several bias correction methods are also available. They do not eliminate the IPP bias but provide asymptotically unbiased MLE under $N, T \rightarrow \infty$ jointly where $N/T \rightarrow \infty$. They include Hahn and Kuersteiner (2002), Hahn and Newey (2004), and Hahn and Kuersteiner (2011) which are parameter-based; and Dhaene and Jochmans (2015), Arellano and Hahn (2016), Dhaene and Sun (2021), and Schumann (2022) which are likelihood-based. In addition, Sartori (2003), Arellano and Bonhomme (2009), and De Bin et al. (2015) achieve bias corrections through integrated likelihoods; Bellio et al. (2023) through parametric bootstrap; while Galvao and Kato (2016) focus on quantile regressions. See also Kosmidis (2014) for discussing bias corrections in a generic context.

The rest of this paper is organized as follows. Section 2 presents a detailed discussion on IPP under a generically specified nonlinear model with both individual and time effects. Section 3 gives the main results, the corrected likelihood function, and related asymptotic theory. Section 4 presents some simulation results on the performance of the bias correction. Finally, Section 5 leaves some concluding remarks. All proofs are in the appendix. In addition, we provide a supplementary appendix with extra content referenced with the prefix ‘‘S’’.

2 Bias in two-way fixed-effect models

In this section, we present a detailed discussion of the IPP for two-way models. We briefly explain the class of two-way models we focus on; the IPP in our context; and the intuition of the bias correction procedure.

2.1 Fixed-effect models

Throughout the paper, $\log f(Y_{it}; \theta, \alpha_i, \gamma_t)$ denotes the log-likelihood (‘‘likelihood’’ hereafter) of Y_{it} conditional on X_{it} where $\{\theta, \alpha_i, \gamma_t\}$ are, respectively, the structural parameter, the individual, and time effects. $\{\theta_0, \alpha_{i0}, \gamma_{t0}\}$ are their true values. The covariate X_{it} may contain lagged values of Y_{it} . We omit the covariate for simplicity whenever possible. We use $\partial_x f(x_0)$ and $\nabla_x f(x_0)$ to denote, respectively, the partial and total derivative of some $f(x)$ with respect to (w.r.t.) the variable x and evaluated at some x_0 . For instance, $\partial_{\alpha_i} \log f(Y_{it}; \theta, \alpha_i, \gamma_t)$ is the partial derivative with respect to argument α_i and evaluated at some values $\{\theta, \alpha_i, \gamma_t\}$. Higher-order derivatives are written in a similar manner. We consider fixed $\dim \theta_0 < \infty$ while α_{i0} and γ_{t0} entering the density in an arbitrary but known form. We assume that the point identification of $\{\theta_0, \alpha_{i0}, \gamma_{t0}\}$ is given, as identification is not the main purpose of the paper. We use the following example to illustrate our settings.

Example 1 (Nonlinear two-way fixed-effect models) Let $Y_{it} = 1 \{\pi_{it}(\theta_0, \alpha_{i0}, \gamma_{t0}) + \varepsilon_{it} > 0\}$ where $1\{\cdot\}$ is the indicator function, $\pi_{it}(\theta, \alpha_i, \gamma_t)$ will be discussed below, and ε_{it} follows a standard normal distribution. θ_0 is typically estimated using the probit model with observation-level likelihood

$$\log f(Y_{it}; \theta, \alpha_i, \gamma_t) = Y_{it} \log \Phi(\pi_{it}(\theta, \alpha_i, \gamma_t)) + (1 - Y_{it}) \log \Phi(-\pi_{it}(\theta, \alpha_i, \gamma_t))$$

where $\Phi(\cdot)$ is the standard normal c.d.f. The linear index $\pi_{it}(\theta, \alpha_i, \gamma_t)$ can take various forms. For additive effects,

$$\pi_{it}(\theta, \alpha_i, \gamma_t) \equiv X'_{it}\theta + \alpha_i + \gamma_t;$$

whereas more generally, we may also consider cases such as

$$\begin{aligned}\pi_{it}(\theta, \alpha_i, \gamma_t) &\equiv X'_{it}\theta + \alpha_i + \gamma_t + \alpha_i\gamma_t, \\ \pi_{it}(\theta, \alpha_i, \gamma_t) &\equiv \alpha_i X'_{it}\theta + \gamma_t, \\ \pi_{it}(\theta, \alpha_i, \gamma_t) &\equiv X'_{it}\theta + \alpha_i U_{it} + \gamma_t V_{it}\end{aligned}$$

where U_{it} and V_{it} are additional covariates; and $\{X_{it}, V_{it}, U_{it}\}$ may contain lagged values of Y_{it} . Our procedure accommodates all four cases where. The approach of [Fernández-Val and Weidner \(2016\)](#) can be applied to the additive effects (and to the rest as well, with modifications) for a corrected estimator of θ_0 (and hence, for a bias-corrected Wald test statistic). Alternatively, the approach of [Jochmans and Otsu \(2019\)](#) can be invoked, as long as lagged Y_{it} is not included in $\{X_{it}, V_{it}, U_{it}\}$, for all four cases to obtain a bias-corrected likelihood, from which bias-corrected estimator, LR, and LM test statistics can be derived.

Alternatively, consider

$$\begin{aligned}Y_{it} &= 0 && \text{with probability } p_{it} \\ Y_{it} &\sim \text{Poisson}(\lambda_{it}) && \text{with probability } 1 - p_{it}\end{aligned}$$

with

$$\begin{aligned}\lambda_{it} &\equiv \exp \pi_{it}(\rho_0, \beta_0, \alpha_{i0}), & p_{it} &\equiv \Phi(\omega_{it}(\delta_0, \gamma_{t0})) \\ \pi_{it}(\rho, \beta, \alpha_i) &\equiv \rho Y_{it-1} + X_{it}\beta + \alpha_i, & \omega_{it}(\delta, \gamma_t) &\equiv Z_{it}\delta + \gamma_t\end{aligned}$$

where $\text{Poisson}(\lambda_{it})$ is the Poisson distribution with mean λ_{it} , $\{\rho_0, \beta_0, \delta_0\}$ are the structural parameters, and $\{X_{it}, Z_{it}\}$ are covariates. $\{\rho_0, \beta_0, \delta_0\}$ may be estimated by the zero-inflated Poisson model. The exact likelihood of Y_{it} is omitted here because it is irrelevant for the discussion. However, it shall be clear that there are two linear indices $\pi_{it}(\rho_0, \beta_0, \alpha_{i0})$ and $\omega_{it}(\delta_0, \gamma_{t0})$; and the effects α_{i0} and γ_{t0} enter different ones. Our procedure applies to this class of models as well. In particular, we allow the fixed effects to be included in different linear indices. The approach of [Fernández-Val and Weidner \(2016\)](#) may be employed for a corrected estimator of θ_0 but possibly with a certain level of modifications; while that of [Jochmans and Otsu \(2019\)](#) may not, because Y_{it-1} is involved in one of its linear indices and the model is, hence, dynamic.

2.2 Incidental parameter problem

Next, we explain the bias in the asymptotic distribution of the likelihood and illustrate the consequence of such a bias on various test statistics. We consider $N/T \rightarrow \kappa$ as $N, T \rightarrow \infty$ for some $0 < \kappa < \infty$. Let $l_{it}(\theta, \phi) \equiv \log f(Y_{it}; \theta, \alpha_i, \gamma_t)$ for $i = 1, \dots, N$ and $t = 1, \dots, T$, with $\phi \equiv (\alpha_1, \dots, \alpha_N, \gamma_1, \dots, \gamma_T)'$. For a given θ , denote

$$\begin{aligned}\hat{\phi}(\theta) &\equiv (\hat{\alpha}_1(\theta), \dots, \hat{\alpha}_N(\theta), \hat{\gamma}_1(\theta), \dots, \hat{\gamma}_T(\theta))' \equiv \arg \max_{\phi} \frac{1}{NT} \sum_{i,t} l_{it}(\theta, \phi), \\ \phi(\theta) &\equiv (\alpha_1(\theta), \dots, \alpha_N(\theta), \gamma_1(\theta), \dots, \gamma_T(\theta))' \equiv \arg \max_{\phi} \frac{1}{NT} \sum_{i,t} \mathbb{E}(l_{it}(\theta, \phi)),\end{aligned}$$

where $\mathbb{E}(\cdot)$ represents the conditional expectation, given the covariates, with respect to the density evaluated at the true parameter value. In addition, denote

$$\hat{l}(\theta) \equiv \frac{1}{NT} \sum_{i,t} l_{it}(\theta, \hat{\phi}(\theta)), \quad l(\theta) \equiv \frac{1}{NT} \sum_{i,t} l_{it}(\theta, \phi(\theta)).$$

Here $\hat{l}(\theta)$ is the original likelihood and $l(\theta)$ the infeasible likelihood. Notice that $\hat{\phi}(\theta) - \phi(\theta) = O_p(N^{-1/2} \vee T^{-1/2})$ from the standard MLE asymptotics, where $a \vee b = \max\{a, b\}$, and that $\phi(\theta_0) = (\alpha_{10}, \dots, \alpha_{N0}, \gamma_{10}, \dots, \gamma_{T0})'$.

While $l(\theta)$ is free of the IPP, $\hat{l}(\theta)$ suffers from the IPP due to the slow convergence rate of $\hat{\phi}(\theta)$. In particular,

$$\hat{l}(\theta) - l(\theta) = \partial_{\phi'} l(\theta) (\hat{\phi}(\theta) - \phi(\theta)) + \frac{1}{2} (\hat{\phi}(\theta) - \phi(\theta))' H_{\phi\phi'}(\theta) (\hat{\phi}(\theta) - \phi(\theta)) + o_p(N^{-1/2}T^{-1/2}),$$

where $H_{\phi\phi'}(\theta) \equiv \mathbb{E} \partial_{\phi\phi'} l(\theta)$. The first and second term on the right-hand side are induced by the estimation of $\phi(\theta)$ and are $O_p(N^{-1/2}T^{-1/2})$, noticing that $\mathbb{E}(\partial_{\phi'} l(\theta)) = 0$. As a result, $\sqrt{NT}(\hat{l}(\theta) - \mathbb{E}l(\theta))$ converges to a nonzero constant, causing the asymptotic distribution of $\sqrt{NT}(\hat{l}(\theta) - \mathbb{E}l(\theta))$ to have a nonzero mean, exhibiting a bias, despite $\hat{l}(\theta)$ being consistent for $\mathbb{E}l(\theta)$ as $N, T \rightarrow \infty$. The IPP of the likelihood generally affects the score, inducing a bias in the asymptotic distribution of $\sqrt{NT}(\nabla_{\theta} \hat{l}(\theta) - \mathbb{E} \nabla_{\theta} l(\theta))$ as well. This bias impedes $\nabla_{\theta} \hat{l}(\theta)$ from converging to $\nabla_{\theta} l(\theta)$ at a rate faster than $1/\sqrt{NT}$.

Example 2 (panel autoregressive model with two-way effects) Consider an autoregressive

$$Y_{it} = \rho_0 Y_{it-1} + \alpha_{i0} + \gamma_{t0} + \varepsilon_{it} \quad (2.1)$$

where $0 < \rho_0 < 1$ and ε_{it} are i.i.d. $\mathcal{N}(0, 1)$. The initial value is $Y_{i0} = 0$. We assume the variance of ε_{it} known so that the observation-level likelihood of $Y_{it}|Y_{it-1}$ is

$$l_{it}(\rho, \alpha_i, \gamma_t) \equiv -\frac{1}{2} \log 2\pi - \frac{1}{2} (Y_{it} - \rho Y_{it-1} - \alpha_i - \gamma_t)^2,$$

where $\{\alpha_i, \gamma_t\}$ are parameters for the individual and fixed effect, respectively; and ρ is the structural parameter. We impose $\sum_i \alpha_i = \sum_t \gamma_t = 0$ for the identification and consider $\alpha_{i0} = \gamma_{t0} = 0$ for simplicity. Let $\varepsilon_{it}(\rho) \equiv Y_{it} - \rho Y_{it-1}$. We have the MLEs

$$\hat{\alpha}_i(\rho) = \frac{1}{T} \sum_t \varepsilon_{it}(\rho), \quad \hat{\gamma}_t(\rho) = \frac{1}{N} \sum_i \varepsilon_{it}(\rho);$$

and it can be shown that, seeing $\mathbb{E} \varepsilon_{it}(\rho) = \mathbb{E} Y_{it} - \rho \mathbb{E} Y_{it-1} = 0$,

$$\begin{aligned} \hat{\alpha}_i(\rho) - \alpha_i(\rho) &= O_p(T^{-1/2}), & \alpha_i(\rho) &= 0, \\ \hat{\gamma}_t(\rho) - \gamma_t(\rho) &= O_p(N^{-1/2}), & \gamma_t(\rho) &= 0. \end{aligned}$$

Let the original and the infeasible likelihood be, respectively,

$$\hat{l}(\rho) \equiv \frac{1}{NT} \sum_{i,t} l_{it}(\rho, \hat{\alpha}_i(\rho), \hat{\gamma}_t(\rho)), \quad l(\rho) \equiv \frac{1}{NT} \sum_{i,t} l_{it}(\rho, \alpha_i(\rho), \gamma_t(\rho)).$$

$\widehat{l}(\rho)$ is subject to the IPP. In particular,

$$\sqrt{NT} \left(\mathbb{E} \widehat{l}(\rho) - \mathbb{E} l(\rho) \right) = \frac{1}{\sqrt{NT}} \sum_{i,t} \mathbb{E} [\varepsilon_{it}(\rho) (\widehat{\alpha}_i(\rho) + \widehat{\gamma}_t(\rho))] - \frac{1}{2\sqrt{NT}} \sum_{i,t} \mathbb{E} (\widehat{\alpha}_i(\rho) + \widehat{\gamma}_t(\rho))^2 \quad (2.2)$$

and it converges to a nonzero constant as $N, T \rightarrow \infty$ with $N/T \rightarrow \kappa$. Given the cross-sectional independence, the first term on the right-hand side of (2.2),

$$\begin{aligned} & \frac{1}{\sqrt{NT}} \sum_{i,t} \mathbb{E} [\varepsilon_{it}(\rho) (\widehat{\alpha}_i(\rho) + \widehat{\gamma}_t(\rho))] \\ &= \frac{1}{\sqrt{NT}} \frac{1}{T} \sum_i \sum_{t,s} \mathbb{E} [\varepsilon_{it}(\rho) \varepsilon_{is}(\rho)] + \frac{1}{\sqrt{NT}} \frac{1}{N} \sum_{i,t} \mathbb{E} (\varepsilon_{it}(\rho))^2, \end{aligned}$$

converges to a nonzero constant, assuming the autocovariances of $\varepsilon_{it}(\rho)$ summable. The second term of (2.2) does so as well from the standard asymptotic theory for MLEs. Since $\sqrt{NT}(\mathbb{E} \widehat{l}(\rho) - \mathbb{E} l(\rho))$ converges to a nonzero constant, $\sqrt{NT}(\widehat{l}(\rho) - \mathbb{E} l(\rho))$ contains a bias in its asymptotic distribution.

The IPP of $\widehat{l}(\rho)$ affects its score. We have

$$\begin{aligned} & \sqrt{NT} \left(\mathbb{E} \nabla_\rho \widehat{l}(\rho) - \mathbb{E} \nabla_\rho l(\rho) \right) \\ &= -\frac{1}{\sqrt{NT}} \frac{1}{T} \sum_i \sum_{t,s} \mathbb{E} [Y_{it-1} \varepsilon_{is}(\rho)] - \frac{1}{\sqrt{NT}} \frac{1}{N} \sum_{i,t} \mathbb{E} [Y_{it-1} \varepsilon_{it}(\rho)] \\ &+ \frac{2}{\sqrt{NT}} \frac{1}{NT} \sum_i \sum_{t,s} \mathbb{E} [Y_{it-1} \varepsilon_{is}(\rho)]. \end{aligned} \quad (2.3)$$

The first two term of (2.3) converges to a nonzero constant using the same arguments above; whereas the last term converges to zero. Therefore, $\sqrt{NT}(\mathbb{E} \nabla_\rho \widehat{l}(\rho) - \mathbb{E} \nabla_\rho l(\rho))$ converges to a nonzero constant, inducing a bias in the asymptotic distribution of $\sqrt{NT}(\nabla_\rho \widehat{l}(\rho) - \mathbb{E} \nabla_\rho l(\rho))$.

The consequence of the bias is that many test statistics derived from $\widehat{l}(\theta)$ fails to follow their standard asymptotic distributions. Consider a generic $H_0 : R(\theta_0) = 0$ where $R(\cdot)$ is an $r \times 1$ vector-valued function with a full row rank Jacobian $J(\theta) \equiv \nabla_\theta R(\theta)$. Denote $\widehat{\theta}_R \equiv \arg \max_\theta \widehat{l}(\theta)$ subject to $R(\theta) = 0$, and $\widehat{\theta} \equiv \arg \max_\theta \widehat{l}(\theta)$. Under H_0 , the LR test statistic is, after some standard algebra (see, e.g., Hayashi (2000, chap. 7)),

$$\begin{aligned} \widehat{\xi}_{LR} &\equiv -2NT \left[\widehat{l}(\widehat{\theta}_R) - \widehat{l}(\widehat{\theta}) \right] \\ &= -\sqrt{NT} \nabla_{\theta'} \widehat{l}(\theta_0) \Xi(\theta_0) \sqrt{NT} \nabla_\theta \widehat{l}(\theta_0) + o_p(1) \end{aligned}$$

where

$$\Xi(\theta_0) \equiv [H_{\theta\theta'}(\theta_0)]^{-1} J(\theta_0)' \left(J(\theta_0) [H_{\theta\theta'}(\theta_0)]^{-1} J(\theta_0)' \right)^{-1} J(\theta_0) [H_{\theta\theta'}(\theta_0)]^{-1}$$

with $H_{\theta\theta'}(\theta_0) = \mathbb{E} \nabla_{\theta\theta'} l(\theta_0)$. Here, we implicitly replaced $\nabla_{\theta\theta'} \widehat{l}(\theta_0)$ with $H_{\theta\theta'}(\theta_0)$ to simplify the discussion. Slutsky's theorem guarantees that such a replacement does not affect our discussion, as long as $\nabla_{\theta\theta'} \widehat{l}(\theta_0)$ is consistent for $H_{\theta\theta'}(\theta_0)$. For $\widehat{\xi}_{LR}$ to be asymptotically $\chi^2(r)$ under H_0 , it

requires that $\sqrt{NT}\nabla_{\theta}\hat{l}(\theta_0)$ is asymptotically normal with mean zero. This is, however, not true because

$$\sqrt{NT}\nabla_{\theta}\hat{l}(\theta_0) = \sqrt{NT}(\nabla_{\theta}\hat{l}(\theta_0) - \mathbb{E}\nabla_{\theta}l(\theta_0))$$

has a nonzero center asymptotically due to the IPP. As a result, $\hat{\xi}_{LR}$ is not asymptotically $\chi^2(r)$ and the standard LR test delivers an excessive Type-I error under H_0 . Similarly, the LM test statistic

$$\hat{\xi}_{LM} \equiv -\sqrt{NT}\nabla_{\theta'}\hat{l}(\hat{\theta}_R)[\nabla_{\theta\theta'}\hat{l}(\hat{\theta}_R)]^{-1}\sqrt{NT}\nabla_{\theta}\hat{l}(\hat{\theta}_R)$$

depending on $\sqrt{NT}\nabla_{\theta}\hat{l}(\hat{\theta}_R)$ which is equivalent to $\sqrt{NT}\nabla_{\theta}\hat{l}(\theta_0)$ and suffers from the same problem. The Wald test statistic

$$\hat{\xi}_{Wald} \equiv -\sqrt{NT}R(\hat{\theta})'(J(\hat{\theta})[\nabla_{\theta\theta'}\hat{l}(\hat{\theta})]^{-1}J(\hat{\theta})')^{-1}\sqrt{NT}R(\hat{\theta})$$

is not asymptotically $\chi^2(r)$ either because $\sqrt{NT}(\hat{\theta}-\theta_0)$ is asymptotically normal but with a nonzero mean, seeing

$$\sqrt{NT}(\hat{\theta}-\theta_0) = -[H_{\theta\theta'}(\theta_0)]^{-1}\sqrt{NT}\nabla_{\theta}\hat{l}(\theta_0) + o_p(1),$$

depending on $\sqrt{NT}\nabla_{\theta}\hat{l}(\theta_0)$ as well. However, it is worth noting that $\hat{\xi}_{LR}$, $\hat{\xi}_{LM}$ and $\hat{\xi}_{Wald}$ would remain $\chi^2(r)$ asymptotically if they were constructed from $l(\theta)$. This is because $\nabla_{\theta}l(\theta)$, the score of the infeasible likelihood, does not suffer from the IPP.

While various bias correction procedures exist for the MLE $\hat{\theta}$ (hence also $\hat{\theta}_R$), they do not necessarily benefit hypothesis testing procedures. This is particularly for the likelihood-based tests. For instance, $\hat{\xi}_{LR}$ and $\hat{\xi}_{LM}$ would generally not be $\chi^2(r)$ asymptotically, even if they were evaluated at a bias-corrected MLE. For the LR, the LM, and the Wald test statistics to be asymptotically $\chi^2(r)$ as desired, they need to be derived from a bias-corrected likelihood that delivers an asymptotically unbiased score.

2.3 Correcting the likelihood

We propose an analytical bias correction procedure that applies directly on $\hat{l}(\theta)$ to eliminate the bias at the order $O(N^{-1/2}T^{-1/2})$. Under regularity conditions given in Section 3, we derive bias correction terms, $b(\theta)$ and $d(\theta)$, analytically and show that

$$\mathbb{E}\hat{l}(\theta) = \mathbb{E}l(\theta) + \frac{\mathbb{E}b(\theta)}{T} + \frac{\mathbb{E}d(\theta)}{N} + o(N^{-1/2}T^{-1/2})$$

where $b(\theta)$ and $d(\theta)$ depend on $\phi(\theta)$. These two terms correct the bias caused by the inclusion of the individual and the time effects, respectively. We construct $\hat{b}(\theta)$ and $\hat{d}(\theta)$ by replacing $\phi(\theta)$ with $\hat{\phi}(\theta)$, and obtain the corrected likelihood

$$\tilde{l}(\theta) \equiv \hat{l}(\theta) + \frac{\hat{b}(\theta)}{T} + \frac{\hat{d}(\theta)}{N}.$$

Such a replacement does not induce a bias at the order of $O(N^{-1/2}T^{-1/2})$ because $\mathbb{E}\hat{b}(\theta) - \mathbb{E}b(\theta) = o(1)$ and $\mathbb{E}\hat{d}(\theta) - \mathbb{E}d(\theta) = o(1)$. Therefore, the corrected likelihood is free of the IPP so that $\sqrt{NT}(\mathbb{E}\tilde{l}(\theta) - \mathbb{E}l(\theta)) = o(1)$. This implies $\sqrt{NT}(\tilde{l}(\theta) - \mathbb{E}l(\theta))$ being asymptotically normal and zero-centered.

The score $\nabla_{\theta} \tilde{l}(\theta)$ also satisfies the property $\sqrt{NT}(\mathbb{E} \nabla_{\theta} \tilde{l}(\theta) - \mathbb{E} \nabla_{\theta} l(\theta)) = o(1)$ under our assumption. This indicates that the asymptotic distribution of $\sqrt{NT} \nabla_{\theta} \tilde{l}(\theta_0)$ is also zero-centered, similar to that of $\sqrt{NT} \nabla_{\theta} l(\theta_0)$. Therefore, test statistics derived from the corrected likelihood $\tilde{l}(\theta)$ follow their standard limiting distributions under H_0 . Moreover, the bias correction procedure yields a bias-corrected estimator of θ_0 as well, denoted by $\tilde{\theta} \equiv \arg \max_{\theta} \tilde{l}(\theta)$. We show that $\sqrt{NT}(\tilde{\theta} - \theta_0)$ is asymptotically normal with zero mean in Lemma 6 (Appendix A3).

3 Asymptotic theory

In this section, we present the corrected likelihood function for a general nonlinear dynamic model with two-way fixed effects and show that it converges in probability to the infeasible likelihood at a rate faster than $1/\sqrt{NT}$. Consequently, the LR, the LM, and the Wald test statistics constructed using this corrected likelihood follow the standard χ^2 -distribution under a null hypothesis concerning θ_0 . Let $\Theta \subset \mathbb{R}^{\dim \theta_0}$ be the compact parameter space of θ which includes θ_0 in its interior and has a finite and fixed dimension. We assume the identification of the fixed effects. We use $\|A\|$ to denote the ∞ -norm of a matrix $A \in \mathbb{R}^{m \times n}$, defined as $\|A\| \equiv \max_{1 \leq i \leq m} \sum_{j=1}^n |a_{ij}|$ where a_{ij} is the (i, j) th element of A . In addition, denote the max-norm $\|A\|_{\max} \equiv \max_{1 \leq i \leq m, 1 \leq j \leq n} |a_{ij}|$.

The following conditions are imposed to establish the corrected likelihood.

Assumption 1

- (i) *Asymptotic sequence:* $N, T \rightarrow \infty$ with $N/T \rightarrow \kappa$ for some $0 < \kappa < \infty$.
- (ii) *Ergodicity and mixing:* let $Z_{it} \equiv (Y_{it}, X'_{it})'$. $\{Z_{it}\}$ is ergodic for each i and is independent across i . Denote \mathcal{A}_{it} and \mathcal{B}_{it} to be the σ -algebras generated by, respectively, $\{Z_{is} : 1 \leq s \leq t\}$ and $\{Z_{is} : t \leq s \leq T\}$. Z_{it} is α -mixing across t with mixing coefficient

$$a(m) = \sup_{i,t} \sup_{A \in \mathcal{A}_{it}, B \in \mathcal{B}_{it+m}} |\Pr(A \cap B) - \Pr(A) \Pr(B)| = O(m^{-\mu})$$

as $m \rightarrow \infty$ with $\mu > (1 - 2/\eta)^{-1}$ for some $\eta > 2$ given below in Assumption 1(iii).

- (iii) *Smoothness and boundedness:* denote $\mathcal{B}(\theta)$ to be a compact $(N + T)$ -dimensional neighborhood around $\phi(\theta)$ that contains $\hat{\phi}(\theta)$ in its interior. The observation-level likelihood $l_{it}(\theta, \phi)$ is at least three-time differentiable almost surely (a.s.) w.r.t. ϕ for every $\phi \in \mathcal{B}(\theta)$. There exists a $\{\theta, \phi\}$ -independent measurable function $g(Z_{it}) > 0$ with $\mathbb{E} [\sup_{i,t} g(Z_{it})]^\eta < \infty$ for some $\eta > 2$ such that

$$\sup_{\theta \in \Theta} \sup_{\phi \in \mathcal{B}(\theta)} |\partial_{\pi_1 \dots \pi_s} l_{it}(\theta, \phi)| < g(Z_{it})$$

a.s., where $\pi_s \in \{\alpha_1, \dots, \alpha_N, \gamma_1, \dots, \gamma_T\}$ and $s \in \{0, 1, 2, 3\}$ (with $s = 0$ understood as not taking the derivative at all).

- (iv) *Invertible Hessian:* $\inf_{\theta \in \Theta} \min\{|\det H_{\phi\phi'}(\theta)|, |\det \hat{H}_{\phi\phi'}(\theta)|\} > CT^{-1/2}N^{-1/2}$ for some constant $C > 0$ where $\hat{H}_{\phi\phi'}(\theta)$ is $H_{\phi\phi'}(\theta)$ but with $\phi(\theta)$ replaced by $\hat{\phi}(\theta)$.

- (v) *Schur complements of Hessian:* suppose

$$\sup_{\theta \in \Theta} \left\| T^{-1} (H_{\gamma\gamma'}(\theta) - H_{\gamma\alpha'}(\theta) H_{\alpha\alpha'}^{-1}(\theta) H_{\alpha\gamma'}(\theta))^{-1} \right\| < \infty,$$

$$\sup_{\theta \in \Theta} \left\| N^{-1} (H_{\alpha\alpha'}(\theta) - H_{\alpha\gamma'}(\theta) H_{\gamma\gamma'}^{-1}(\theta) H_{\gamma\alpha'}(\theta))^{-1} \right\| < \infty$$

where

$$\begin{aligned} H_{\alpha\alpha'}(\theta) &\equiv \mathbb{E} \partial_{\alpha\alpha'} l(\theta), & H_{\gamma\gamma'}(\theta) &\equiv \mathbb{E} \partial_{\gamma\gamma'} l(\theta), \\ H_{\gamma\alpha'}(\theta) &\equiv \mathbb{E} \partial_{\gamma\alpha'} l(\theta), & H_{\alpha\gamma'}(\theta) &\equiv \mathbb{E} \partial_{\alpha\gamma'} l(\theta). \end{aligned}$$

Assumption 1(i) states a large- N, T asymptotic framework and is standard in the literature. Assumption 1(ii) requires the data to be ergodic, independent across i , and α -mixing across t . The mixing coefficient $a(m)$ is assumed to converge to 0, as $m \rightarrow \infty$, at a certain rate. This is to ensure that certain autocovariances in our proof are summable. This is also a standard assumption and is seen in, e.g., [Fernández-Val and Weidner \(2016\)](#) and [Hahn and Kuersteiner \(2011\)](#). Note that stationarity is not needed and is violated in two-way models. Assumption 1(iii) enforces that the likelihood function and its derivatives are uniformly bounded so that the differentiation and expectation operators can be interchanged and the uniform law of large numbers applies. While the expansion of the original likelihood only depends on up to the second derivatives, we require the third derivatives to be bounded so that the remainder term of the expansion is also uniformly bounded. This makes our result uniform over Θ . Assumption 1(iv) imposes that the incidental parameter Hessian, after a suitable normalization by \sqrt{NT} , is invertible so that our expansion is well-defined.

Assumption 1(v) is somewhat high-level and needs some further clarification. We use this assumption to simplify the corrected likelihood so that it depends on two separable bias correction terms. In particular, we use this assumption to prove

$$\left\| H_{\phi\phi'}^{-1}(\theta) - \overline{H}_{\phi\phi'}^{-1}(\theta) \right\|_{\max} = O(1) \quad (3.1)$$

where $\overline{H}_{\phi\phi'}(\theta)$ is a diagonal matrix containing only the diagonal elements of $H_{\phi\phi'}(\theta)$. Equation (3.1) shows that $H_{\phi\phi'}^{-1}(\theta)$ is diagonally dominant in an asymptotic sense, which ensures $H_{\phi\phi'}^{-1}(\theta)$ being asymptotically equivalent to $\overline{H}_{\phi\phi'}^{-1}(\theta)$ for our purpose. [Fernández-Val and Weidner \(2016\)](#) formally show this result, under reasonably mild conditions for a generic two-way model where i) the effects are additive and ii) the objective function incorporates a specific form of penalty for the identification. Both i) and ii) are crucial for their proof of (3.1). See Lemma D.1 and Appendix S.5 of [Fernández-Val and Weidner \(2016\)](#) for details. In our settings, however, a general proof of (3.1) is extremely difficult without Assumption 1(v), because we do not restrict the way α_i and γ_t enter the model, letting alone the choice of identification penalties, which is highly dependent on the former. For this reason, we impose Assumption 1(v) here. However, we would like to emphasize the following points.

- i) This assumption is not crucial in the sense that the corrected likelihood takes an alternative but slightly more complicated form without it. We establish the alternative corrected likelihood in the supplementary Appendix S1.1.
- ii) We numerically verify, in the supplementary Appendix S1.2, that all models presented in our simulation satisfy this assumption at least for some θ .

In the empirical analysis, it seems reasonable to suggest Assumption 1(v) to be verified using a similar approach as in Appendix S1.2 but, instead, with $\hat{H}_{\phi\phi'}(\theta)$ calculated on a set of subpanels with different numbers of (possibly consecutive) time periods.

Proposition 1 (corrected likelihood) *Under Assumption 1, we have, uniformly over Θ :*

(i) *The original likelihood $\widehat{l}(\theta)$ admits*

$$\mathbb{E}l(\theta) = \mathbb{E}\widehat{l}(\theta) + \frac{\mathbb{E}b(\theta)}{T} + \frac{\mathbb{E}d(\theta)}{N} + o\left(N^{-1/2}T^{-1/2}\right) \quad (3.2)$$

where

$$\begin{aligned} b(\theta) &\equiv \frac{1}{2} \frac{1}{N} \sum_i \frac{1/T[S_i^{\alpha'}(\theta) 1_T S_i^\alpha(\theta)]}{h_i^\alpha(\theta)}, & d(\theta) &\equiv \frac{1}{2} \frac{1}{T} \sum_t \frac{1/N[S_t^{\gamma'}(\theta) S_t^\gamma(\theta)]}{h_t^\gamma(\theta)}, \\ S_i^\alpha(\theta) &\equiv (\partial_{\alpha_i} l_{i1}(\theta, \phi(\theta)) - \mathbb{E}\partial_{\alpha_i} l_{i1}(\theta, \phi(\theta)), \dots, \partial_{\alpha_i} l_{iT}(\theta, \phi(\theta)) - \mathbb{E}\partial_{\alpha_i} l_{iT}(\theta, \phi(\theta)))', \\ S_t^\gamma(\theta) &\equiv (\partial_{\gamma_t} l_{1t}(\theta, \phi(\theta)) - \mathbb{E}\partial_{\gamma_t} l_{1t}(\theta, \phi(\theta)), \dots, \partial_{\gamma_t} l_{Nt}(\theta, \phi(\theta)) - \mathbb{E}\partial_{\gamma_t} l_{Nt}(\theta, \phi(\theta)))', \\ h_i^\alpha(\theta) &\equiv \frac{1}{T} \sum_t \mathbb{E}\partial_{\alpha_i \alpha_i} l_{it}(\theta, \phi(\theta)), & h_t^\gamma(\theta) &\equiv \frac{1}{N} \sum_i \mathbb{E}\partial_{\gamma_t \gamma_t} l_{it}(\theta, \phi(\theta)), \end{aligned}$$

and 1_T is a $T \times T$ matrix of ones.

(ii) *The corrected likelihood is*

$$\widetilde{l}(\theta) \equiv \widehat{l}(\theta) + \frac{\widehat{b}(\theta)}{T} + \frac{\widehat{d}(\theta)}{N},$$

and satisfies

$$\mathbb{E}l(\theta) = \mathbb{E}\widetilde{l}(\theta) + o\left(N^{-1/2}T^{-1/2}\right), \quad (3.3)$$

where

$$\widehat{b}(\theta) \equiv \frac{1}{2} \frac{1}{N} \sum_i \frac{1/T[\widehat{S}_i^{\alpha'}(\theta) W_\tau \widehat{S}_i^\alpha(\theta)]}{\widehat{h}_i^\alpha(\theta)}, \quad \widehat{d}(\theta) \equiv \frac{1}{2} \frac{1}{T} \sum_t \frac{1/N[\widehat{S}_t^{\gamma'}(\theta) \widehat{S}_t^\gamma(\theta)]}{\widehat{h}_t^\gamma(\theta)},$$

in which $\widehat{S}_i^{\alpha'}(\theta)$, $\widehat{h}_i^\alpha(\theta)$, $\widehat{S}_t^{\gamma'}(\theta)$, and $\widehat{h}_t^\gamma(\theta)$ are $S_i^{\alpha'}(\theta)$, $h_i^\alpha(\theta)$, $S_t^{\gamma'}(\theta)$, and $h_t^\gamma(\theta)$ but with $\phi(\theta)$ replaced by $\widehat{\phi}(\theta)$; and W_τ is a $T \times T$ truncation matrix with the (t, s) th element being 1 if $|t - s| \leq \tau$ and 0 otherwise, for some $\tau \rightarrow \infty$ such that $\tau/T \rightarrow 0$.

In the proof of (3.2) of Proposition 1, we utilize two Taylor expansions, with respect to the fixed effects, of $\partial_\phi \widehat{l}(\theta)$ and of $\widehat{l}(\theta)$. The Taylor expansion of $\partial_\phi \widehat{l}(\theta)$ ($= 0$) is employed to obtain a representation of $\widehat{\phi}(\theta) - \phi(\theta)$. This technique is commonly found in literature (see, e.g., Cox and Snell (1968)). We then use this representation to substitute $\widehat{\phi}(\theta) - \phi(\theta)$ in the Taylor expansion of $\widehat{l}(\theta)$. This delivers (3.2) after some additional steps.

To prove (3.3), we demonstrate that $\mathbb{E}\widehat{b}(\theta) \rightarrow \mathbb{E}b(\theta)$ and $\mathbb{E}\widehat{d}(\theta) \rightarrow \mathbb{E}d(\theta)$ uniformly over Θ as $N, T \rightarrow \infty$. The expressions of $b(\theta)$ and $d(\theta)$ depend, among other things, on the expected values of the incidental parameter scores $\mathbb{E}\partial_{\alpha_i} l_{it}(\theta, \phi(\theta))$ and $\mathbb{E}\partial_{\gamma_t} l_{it}(\theta, \phi(\theta))$. These expected scores are zero at $\theta = \theta_0$ and $\phi(\theta_0) = (\alpha_{10}, \dots, \alpha_{N0}, \gamma_{10}, \dots, \gamma_{T0})'$. Therefore, $\mathbb{E}\partial_{\alpha_i} l_{it}(\theta, \widehat{\phi}(\theta))$ and $\mathbb{E}\partial_{\gamma_t} l_{it}(\theta, \widehat{\phi}(\theta))$ (respectively in $\widehat{b}(\theta)$ and $\widehat{d}(\theta)$) converge to zero and may be dropped when evaluated at $\theta = \theta_0$ or any consistent estimator of θ_0 , as long as $\widehat{\phi}(\theta) \rightarrow_p \phi(\theta)$. Moreover, the convergence relation for $\widehat{b}(\theta)$ involves replacing 1_T by the truncation matrix W_τ . This imposes that the lag time

involved in the autocovariance of the score is no greater than τ . This technique is commonly used for estimating autocovariances in the existing literature and the validity is guaranteed by Assumption 1(ii). To select an appropriate value for τ , the suggestion by Fernández-Val and Weidner (2016) of conducting sensitivity tests across several fixed τ is reasonable here. Similarly to Fernández-Val and Weidner (2016), we do not recommend using a large value for τ in practice, as this can inflate the variance of $\widehat{b}(\theta)$. In addition, for static models, W_τ can be replaced by an identity matrix; i.e., the (t, s) th element may be set to 0 as soon as $|t - s| > 0$.

Next, we present that $\mathbb{E}\nabla_\theta \widetilde{l}(\theta)$ converges to $\mathbb{E}\nabla_\theta l(\theta)$ at a rate faster than $1/\sqrt{NT}$, just like (3.3). Additional assumptions as below are imposed.

Assumption 2

- (i) *Smoothness and boundedness: the log-density $l_{it}(\theta, \phi)$ is four-time differentiable with respect to every $\theta \in \Theta$ and $\phi \in \mathcal{B}(\theta)$ with partial derivatives*

$$\sup_{\theta \in \Theta} \sup_{\phi \in \mathcal{B}(\theta)} |\partial_{\pi_1 \dots \pi_s} l_{it}(\theta, \phi)| < g(Z_{it})$$

a.s. where $g(Z_{it})$ given in Assumptions 1 and $\pi_s \in \{\theta_1, \dots, \theta_{\dim \theta_0}, \alpha_1, \dots, \alpha_N, \gamma_1, \dots, \gamma_T\}$ for $s \in \{1, \dots, 4\}$ and θ_q being the q th element of θ .

- (ii) *Invertible Hessian: $\inf_{\theta \in \Theta} \min\{|\det H_{\theta\theta'}(\theta)|, |\det \widehat{H}_{\theta\theta'}(\theta)|\} > 0$ where $H_{\theta\theta'}(\theta) \equiv \mathbb{E}\nabla_{\theta\theta'} l(\theta)$ and $\widehat{H}_{\theta\theta'}(\theta) \equiv \mathbb{E}\nabla_{\theta\theta'} \widetilde{l}(\theta)$.*

Assumption 2(i) requires the derivatives of the likelihood being uniformly bounded. Assumption 2(ii) ensures that the Hessian of the profiled likelihood is invertible.

Proposition 2 (profiled score) *Under Assumptions 1 and 2, we have, as $N, T \rightarrow \infty$,*

$$\sup_{\theta \in \Theta} \left\| \mathbb{E}\nabla_\theta \widetilde{l}(\theta) - \mathbb{E}\nabla_\theta l(\theta) \right\| = o\left(N^{-1/2}T^{-1/2}\right). \quad (3.4)$$

This result builds on 3.3 of Proposition 1. Specifically, after showing that $\sup_{\theta \in \Theta} \|\mathbb{E}\nabla_{\theta\theta'} \widetilde{l}(\theta) - H_{\theta\theta'}(\theta)\| = O(N^{-1/2}T^{-1/2})$, we utilize the Landau-Kolmogorov inequality to bound the left-hand side of (3.4). By using (3.4), we show in Lemma 5 (Appendix A3) that $\sqrt{NT}\nabla_\theta \widetilde{l}(\theta)$ and $\sqrt{NT}\nabla_\theta l(\theta)$ are asymptotic equivalent, implying that $\nabla_\theta \widetilde{l}(\theta)$ is not affected by IPP.

Many test procedures can be established from Proposition 2. In the following, we show the asymptotic distributions of the Wald, the LM, and the LR test statistics, under a generic nonlinear null hypothesis, when they are derived from our corrected likelihood. As in Section 2, we consider the null hypothesis $H_0 : R(\theta_0) = 0$ where $R(\cdot)$ is an $r \times 1$ vector-valued function independent of the data for some $r \leq \dim \theta_0$. Recall that $J(\theta) \equiv \nabla_{\theta'} R(\theta)$ is the Jacobian matrix. We introduce the following assumption.

Assumption 3

- (i) *Identification: for every $\theta \in \Theta$ with $\theta \neq \theta_0$, $\Pr\{l(\theta) \neq l(\theta_0)\} > 0$.*
- (ii) *Constraint: $R(\cdot)$ is continuously differentiable and $\text{rank}[J(\theta)] = r$.*

Assumption 3(i) requires the identification of the true parameter θ_0 and is standard in the maximum likelihood literature. Assumption 3(ii) is imposed to guarantee that there are no redundant restrictions in H_0 . Recall $\tilde{\theta} \equiv \arg \max_{\theta} \tilde{l}(\theta)$. Let $\tilde{\theta}_R \equiv \arg \max_{\theta} \tilde{l}(\theta)$ subject to $R(\theta) = 0$.

Theorem 1 *With Assumptions 1 to 3, under $H_0 : R(\theta_0) = 0$, we have that*

$$\tilde{\xi}_{LR} \rightarrow_d \chi^2(r), \quad \tilde{\xi}_{LM} \rightarrow_d \chi^2(r), \quad \tilde{\xi}_{Wald} \rightarrow_d \chi^2(r)$$

with

$$\begin{aligned} \tilde{\xi}_{LR} &\equiv -2NT[\tilde{l}(\tilde{\theta}_R) - \tilde{l}(\tilde{\theta})], \\ \tilde{\xi}_{LM} &\equiv -NT\nabla_{\theta'}\tilde{l}(\tilde{\theta}_R)[\nabla_{\theta\theta'}\tilde{l}(\tilde{\theta}_R)]^{-1}\nabla_{\theta}\tilde{l}(\tilde{\theta}_R), \\ \tilde{\xi}_{Wald} &\equiv -\sqrt{NT}R(\tilde{\theta})'(J(\tilde{\theta})[\nabla_{\theta\theta'}\tilde{l}(\tilde{\theta})]^{-1}J(\tilde{\theta})')^{-1}\sqrt{NT}R(\tilde{\theta}). \end{aligned}$$

In contrast to $\hat{\xi}_{LR}$, $\hat{\xi}_{LM}$ and $\hat{\xi}_{Wald}$, which are constructed using the original likelihood $\hat{l}(\theta)$, the Wald, LM, and LR test statistics from the corrected likelihood are all asymptotically χ^2 . The proof is done in the following steps. We first show that $\tilde{\xi}_{LR}$ and $\tilde{\xi}_{LM}$ are asymptotically equivalent to some quadratic form in $\sqrt{NT}\nabla_{\theta}\tilde{l}(\theta_0)$. This is followed by invoking $\sqrt{NT}\mathbb{E}\nabla_{\theta}\tilde{l}(\theta_0) = o(1)$ from Proposition 2 (seeing $\mathbb{E}\nabla_{\theta}l(\theta_0) = 0$) to establish that $\sqrt{NT}\nabla_{\theta}\tilde{l}(\theta_0)$ is asymptotically normal with mean zero. The asymptotic χ^2 distribution of $\tilde{\xi}_{Wald}$ relies on the asymptotic normality of $\tilde{\theta}$, which is stated in Lemma 6 (Appendix A3). The limiting distribution of $\tilde{\theta}$ has a mean of zero due to Proposition 2. In addition, $\nabla_{\theta\theta'}\tilde{l}(\theta)$ involved in $\tilde{\xi}_{LM}$ and $\tilde{\xi}_{Wald}$ may be replaced by $\nabla_{\theta\theta'}\hat{l}(\theta)$ for ease of computations. The validity of this replacement is guaranteed by Slutsky's theorem, noting that $\nabla_{\theta\theta'}\hat{l}(\theta)$ is consistent for $H_{\theta\theta'}(\theta)$.

4 Simulations

In this section, we present simulation studies regarding hypothesis testing procedures constructed using our bias correction techniques. We consider a panel data set with $N = 56$ and $T \in \{14, 28, 56\}$. The number of replications is set to 1000. We consider dynamic binary choice models with the data generating processes (DGPs)

$$\begin{aligned} Y_{it} &= 1(\rho_0 Y_{it-1} + \beta_0 X_{it} + \alpha_{i0} U_{it} + \gamma_{t0} V_{it} + \varepsilon_{it} > 0), \\ Y_{it} &= 1(\rho_0 Y_{it-1} + \beta_0 X_{it} + \alpha_{i0} U_{it} + \gamma_{t0} + \varepsilon_{it} > 0), \\ Y_{it} &= 1(\rho_0 Y_{it-1} + \beta_0 X_{it} + \alpha_{i0} + \gamma_{t0} + \varepsilon_{it} > 0) \end{aligned}$$

where $\rho_0 = 1/2$, $\beta_0 = 1$, $\{\alpha_{i0}, \gamma_{t0}\} \sim \mathcal{N}(0, 1/16)$ with $\mathcal{N}(\mu, \sigma^2)$ being the normal distribution with mean μ and variance σ^2 , $X_{it} = X_{it-1}/2 + \alpha_{i0} + \gamma_{t0} + \nu_{it}$ for $\nu_{it} \sim \mathcal{N}(0, 1/2)$ and $X_{i0} \sim \mathcal{N}(0, 1)$, and the additional covariates U_{it} and V_{it} are generated in the same way as X_{it} whenever applicable (e.g., $V_{it} = V_{it-1}/2 + \alpha_{i0} + \gamma_{t0} + \nu'_{it}$ for $\nu'_{it} \sim \mathcal{N}(0, 1/2)$). The initial observations are generated, respectively for each of the above specifications, as

$$\begin{aligned} Y_{i0} &= 1(\beta_0 X_{i0} + \alpha_{i0} U_{i0} + \gamma_{00} V_{i0} + \varepsilon_{i0} > 0), \\ Y_{i0} &= 1(\beta_0 X_{i0} + \alpha_{i0} U_{i0} + \gamma_{00} + \varepsilon_{i0} > 0), \end{aligned}$$

$$Y_{i0} = 1 (\beta_0 X_{i0} + \alpha_{i0} + \gamma_{00} + \varepsilon_{i0} > 0)$$

where $\gamma_{00} \sim \mathcal{N}(0, 1/16)$. For the error terms, we consider $\{\varepsilon_{it}, \varepsilon_{i0}\} \sim \mathcal{N}(0, 1)$, which corresponds to the probit model, and $\{\varepsilon_{it}, \varepsilon_{i0}\} \sim \text{Logistic}(0, 1)$, which corresponds to the logit model. In addition, we also consider the static versions of these models in which $\rho_0 Y_{it-1}$ is removed.

Our interests are on hypothesis testing procedures about $\theta_0 = (\rho_0, \beta_0)'$ (dynamic models) or $\theta_0 = \beta_0$ (static models), where we consider the LR, the LM, and the Wald test with their corresponding test statistics defined in Theorem 1. We have also conducted simulation studies on the bias correction of $\hat{\theta}$. We put the results in the supplementary Appendix S2.4 since they are not of primary interest here. We test the null hypotheses at $\theta_0 + \delta$ where $\delta \in \{-0.3, 0.28, \dots, 0.3\}$ (i.e., δ ranges from -0.3 to 0.3 with a step of 0.02). During our experiments, we obtain test statistics using the infeasible likelihood $l(\theta)$, the original (uncorrected) likelihood $\hat{l}(\theta)$, and our corrected likelihood functions $\tilde{l}(\theta)$ and $\tilde{l}^*(\theta)$ (discussed in the next paragraph). We then calculate and plot the rejection rates at a nominal level of 5% over the 1000 replications. Note that for the particular hypotheses tested, the rejection rate at $\delta = 0$ is the empirical size (for which we simply say “size” below) and those at $\delta \neq 0$ are the empirical power (for which we simply say “power” below).

Here $\tilde{l}(\theta)$ is the corrected likelihood defined in Proposition 1 and the expectations are calculated analytically. $\tilde{l}^*(\theta)$ is $\tilde{l}(\theta)$ but with $\mathbb{E}\partial_{\alpha_i} l_{it}(\theta, \hat{\phi}(\theta))$ and $\mathbb{E}\partial_{\gamma_t} l_{it}(\theta, \hat{\phi}(\theta))$ set to 0 for $S_i^\alpha(\theta)$ and $S_t^\gamma(\theta)$. We additionally consider $\tilde{l}^*(\theta)$ because $\tilde{l}(\theta)$ involves unknown expectations $\mathbb{E}\partial_{\alpha_i} l_{it}(\theta, \hat{\phi}(\theta))$ and $\mathbb{E}\partial_{\gamma_t} l_{it}(\theta, \hat{\phi}(\theta))$ which generally cannot be calculated in real applications. As mentioned next to Proposition 1, dropping these two expectations is valid when the corrected likelihood is evaluated at consistent estimators of θ_0 (including θ_0 itself). When evaluated at other values of θ , these two terms should, in principle, be kept. However, for the purpose of our paper, dropping these terms only affects the statistical power of the tests; and most importantly, the effect quickly diminishes as the sample size grows, which we will see in the simulation results below.

Figure 4.1 presents the simulation results for the LR tests on dynamic and static probit models with $\alpha_i U_{it} + \gamma_t V_{it}$. The horizontal line is at 5% and the vertical at $\delta = 0$. For dynamic models with $T = 14$, the LR test using $\hat{l}(\theta)$ severely over-rejects the true H_0 at $\delta = 0$ with a size of roughly 50% whereas that using $\tilde{l}^*(\theta)$ is significantly improved, having a size of roughly 20%. $\tilde{l}(\theta)$ out-performs $\tilde{l}^*(\theta)$ to have a size close to 5% at $\delta = 0$ and the power using $\tilde{l}(\theta)$ is almost the same as that using $l(\theta)$ for multiple $\delta \neq 0$. This is an expected behavior, because $\mathbb{E}\partial_{\alpha_i} l_{it}(\theta, \hat{\phi}(\theta))$ and $\mathbb{E}\partial_{\gamma_t} l_{it}(\theta, \hat{\phi}(\theta))$, which are dropped in $\tilde{l}^*(\theta)$ but not in $\tilde{l}(\theta)$, are not yet close to 0. When $T = 14$, $\hat{\phi}(\theta)$ and $\hat{\theta}$ are still far from, respectively, $\phi(\theta)$ and θ_0 . However, as soon as $T = 28$, the performances of $\tilde{l}^*(\theta)$ and $\tilde{l}(\theta)$ are comparable with $\tilde{l}^*(\theta)$ delivering a size of roughly 8%. As the sample size grows, $\mathbb{E}\partial_{\alpha_i} l_{it}(\theta, \hat{\phi}(\theta))$ and $\mathbb{E}\partial_{\gamma_t} l_{it}(\theta, \hat{\phi}(\theta))$ converge to 0 as $\hat{\phi}(\theta) \rightarrow_p \phi(\theta)$ and $\hat{\theta} \rightarrow_p \theta_0$ so that the performances of $\tilde{l}^*(\theta)$ and $\tilde{l}(\theta)$ become similar. At the same T value, the LR test using $\hat{l}(\theta)$ still has a size of roughly 30%. As T increases to 56, the size of the LR test using $\tilde{l}^*(\theta)$ is reasonably close to 5% and the power is very close to that using $l(\theta)$ whereas the LR test based on $\hat{l}(\theta)$ still over-rejects with a size at about 20%. For static models, similar patterns are observed. For the LR tests using $\tilde{l}^*(\theta)$, we see finite-sample improvements on the size already for $T = 14$, with roughly 8% using $\tilde{l}^*(\theta)$ compared to roughly 20% using $\hat{l}(\theta)$. Starting from $T = 28$, the size using $\tilde{l}^*(\theta)$ is already reasonably close to 5%, as compared to roughly 18% using $\hat{l}(\theta)$ for both $T = 28$ and 56.

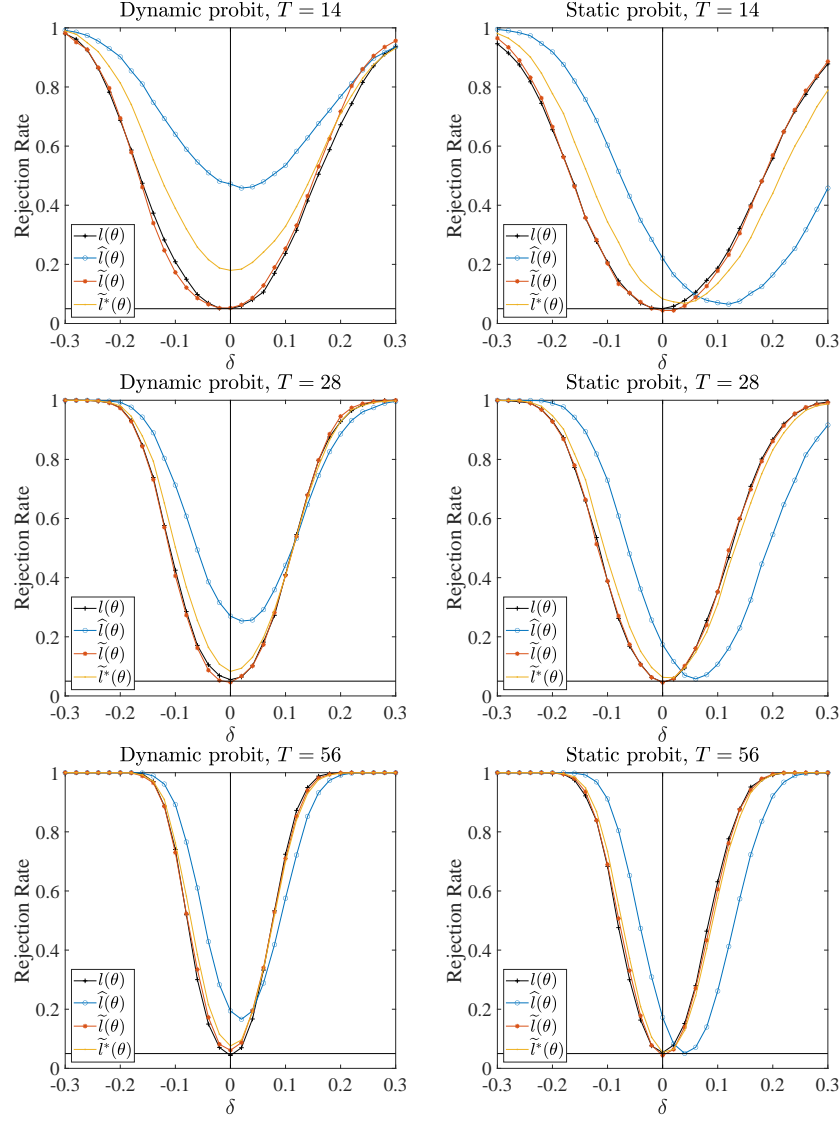
Figure 4.2 presents the simulation results of the LM test for dynamic and static probit models with $\alpha_i U_{it} + \gamma_t V_{it}$. The pattern is similar to that of the LR test. For dynamic models, the LM test

using $\hat{l}(\theta)$ delivers a size of around 40% for $T = 14$ while those using $\tilde{l}^*(\theta)$ and $\tilde{l}(\theta)$ reduce to around 20%. As compared to the LR test, however, $\tilde{l}(\theta)$ does not perform as good in terms of the size and the power. This could be due to that we are using $\nabla_{\theta\theta'}\tilde{l}(\theta)$ (instead of the outer-product of the gradients) as the covariance matrix to construct the test statistics. This relies on the information matrix equality, which may not be satisfied when T is small. However, as T increases, the size and the power using $\tilde{l}^*(\theta)$ and $\tilde{l}(\theta)$ become reasonably close to that of $l(\theta)$ quite quickly; whereas the size using $\hat{l}(\theta)$ is still at roughly 20% even for $T = 56$. The difference between $\tilde{l}^*(\theta)$ and $\tilde{l}(\theta)$ also vanishes quickly, as expected. For static models, similar patterns are observed. Figure 4.3 presents the simulation results of the Wald test for dynamic and static probit models with $\alpha_i U_{it} + \gamma_t V_{it}$. The patterns are similar to the LR and the LM tests.

Supplementary Appendix S2 contains additional simulation results that support our conclusion that both $\tilde{l}(\theta)$ and $\tilde{l}^*(\theta)$ can significantly improve the size of hypothesis testing procedures, even when T is small. Furthermore, as the sample size increases, using $\tilde{l}(\theta)$ and $\tilde{l}^*(\theta)$ can effectively restore the size to the correct nominal level in the presence of the IPP. We also find that the performance of $\tilde{l}(\theta)$ and $\tilde{l}^*(\theta)$ is comparable as the sample size increases. These results suggest that, when the sample size is moderate, we can simplify the implementation of hypothesis tests by dropping the terms $\mathbb{E}\partial_{\alpha_i} l_{it}(\theta, \hat{\phi}(\theta))$ and $\mathbb{E}\partial_{\gamma_t} l_{it}(\theta, \hat{\phi}(\theta))$ in $\tilde{l}(\theta)$, although these terms are only asymptotically equal to zero at consistent estimators of θ_0 .

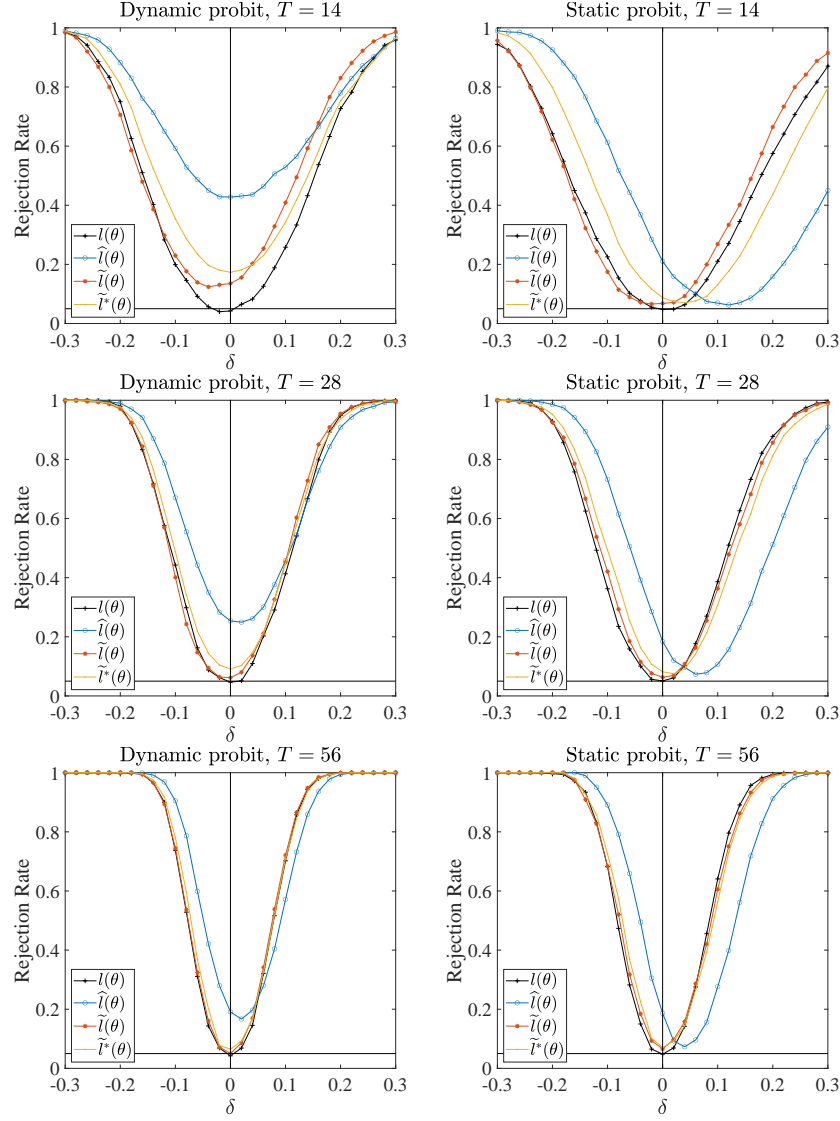
For Wald tests under probit models with $\alpha_i + \gamma_t$, we may compare the sizes of our tests (see Figure S2.12 in the supplementary Appendix S2.3) to the empirical coverages of the 95% confidence intervals in the simulation results of Fernández-Val and Weidner (2016). We find that for $T = 14$, our tests using $\tilde{l}^*(\theta)$ and $\tilde{l}(\theta)$ are less accurate than those of Fernández-Val and Weidner (2016). However as the sample size increases, the performance of our tests becomes comparable to theirs. It's worth noting that the asymptotic distribution of the Wald statistic under the null hypothesis relies directly on that of the θ -estimator. Therefore, in small samples, it may be more appropriate to use a parameter-based correction procedure for the Wald test. This may also be seen from the comparison of our bias-corrected estimator results (Table S2.1 in the supplementary Appendix S2.4) to those of Fernández-Val and Weidner (2016). However, it should be noted that the approach of Fernández-Val and Weidner (2016) is not readily available for models with general two-way effects, such as $\alpha_i U_{it} + \gamma_t V_{it}$ considered in our simulations.

Figure 4.1: Size and power of LR tests for probit model with $\alpha_i U_{it} + \gamma_t V_{it}$



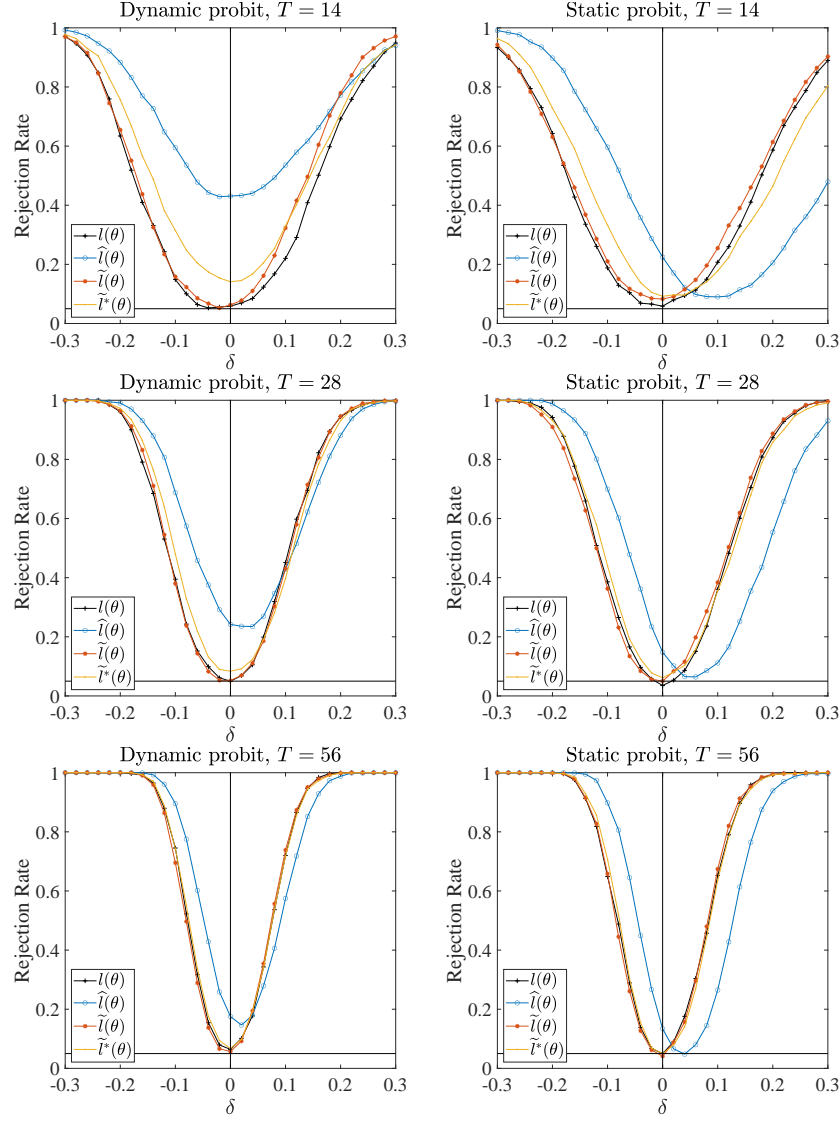
Notes: The plotted curves are the rejection rates of the LR tests based on $l(\theta)$ (+), $\hat{l}(\theta)$ (o), $\tilde{l}(\theta)$ (*), and $\tilde{l}^*(\theta)$ (.) calculated over 1000 replications. The dynamic model is $Y_{it} = 1(\rho_0 Y_{it-1} + \beta_0 X_{it} + \alpha_{i0} U_{it} + \gamma_{t0} V_{it} + \varepsilon_{it} > 0)$ and the static model $Y_{it} = 1(\beta_0 X_{it} + \alpha_{i0} U_{it} + \gamma_{t0} V_{it} + \varepsilon_{it} > 0)$, where the true value $\theta_0 = (\rho_0, \beta_0)' = (0.5, 1)'$ for the dynamic model and $\theta_0 = \beta_0 = 1$ for the static model respectively, $1(\cdot)$ is the indicator function, $\varepsilon_{it} \sim \mathcal{N}(0, 1)$, $X_{it} = X_{it-1}/2 + \alpha_{i0} + \gamma_{t0} + \nu_{it}$ with $\nu_{it} \sim \mathcal{N}(0, 1/2)$, and $\{\alpha_{i0}, \gamma_{t0}\} \sim \mathcal{N}(0, 1/16)$. U_{it} and V_{it} are generated in the same way as X_{it} . $N = 56$. The null is at $\theta_0 + \delta$ where, as depicted on the horizontal axis, $\delta \in \{-0.3, 0.28, \dots, 0.3\}$. The vertical line is at the true value and the horizontal at the significance level 5%.

Figure 4.2: Size and power of LM tests for probit model with $\alpha_i U_{it} + \gamma_t V_{it}$



Notes: The plotted curves are the rejection rates of the LM tests based on $l(\theta)$ (+), $\hat{l}(\theta)$ (o), $\tilde{l}(\theta)$ (*), and $\tilde{l}^*(\theta)$ (.) calculated over 1000 replications. The dynamic model is $Y_{it} = 1(\rho_0 Y_{it-1} + \beta_0 X_{it} + \alpha_{i0} U_{it} + \gamma_{t0} V_{it} + \varepsilon_{it} > 0)$ and the static $Y_{it} = 1(\beta_0 X_{it} + \alpha_{i0} U_{it} + \gamma_{t0} V_{it} + \varepsilon_{it} > 0)$, where the true value $\theta_0 = (\rho_0, \beta_0)' = (0.5, 1)'$ for the dynamic model and $\theta_0 = \beta_0 = 1$ for the static model respectively, $1(\cdot)$ is the indicator function, $\varepsilon_{it} \sim \mathcal{N}(0, 1)$, $X_{it} = X_{it-1}/2 + \alpha_{i0} + \gamma_{t0} + \nu_{it}$ with $\nu_{it} \sim \mathcal{N}(0, 1/2)$, and $\{\alpha_{i0}, \gamma_{t0}\} \sim \mathcal{N}(0, 1/16)$. U_{it} and V_{it} are generated in the same way as X_{it} . $N = 56$. The null is at $\theta_0 + \delta$ where, as depicted on the horizontal axis, $\delta \in \{-0.3, 0.28, \dots, 0.3\}$. The vertical line is at the true value and the horizontal at the significance level 5%.

Figure 4.3: Size and power of Wald tests for probit model with $\alpha_i U_{it} + \gamma_t V_{it}$



Notes: The plotted curves are the rejection rates of the Wald tests based on $l(\theta)$ (+), $\hat{l}(\theta)$ (o), $\tilde{l}(\theta)$ (*), and $\tilde{l}^*(\theta)$ (x) calculated over 1000 replications. The dynamic model is $Y_{it} = 1(\rho_0 Y_{it-1} + \beta_0 X_{it} + \alpha_{i0} U_{it} + \gamma_{t0} V_{it} + \varepsilon_{it} > 0)$ and the static $Y_{it} = 1(\beta_0 X_{it} + \alpha_{i0} U_{it} + \gamma_{t0} V_{it} + \varepsilon_{it} > 0)$, where the true value $\theta_0 = (\rho_0, \beta_0)' = (0.5, 1)'$ for the dynamic model and $\theta_0 = \beta_0 = 1$ for the static model respectively, $1(\cdot)$ is the indicator function, $\varepsilon_{it} \sim \mathcal{N}(0, 1)$, $X_{it} = X_{it-1}/2 + \alpha_{i0} + \gamma_{t0} + \nu_{it}$ with $\nu_{it} \sim \mathcal{N}(0, 1/2)$, and $\{\alpha_{i0}, \gamma_{t0}\} \sim \mathcal{N}(0, 1/16)$. U_{it} and V_{it} are generated in the same way as X_{it} . $N = 56$. The null is at $\theta_0 + \delta$ where, as depicted on the horizontal axis, $\delta \in \{-0.3, 0.28, \dots, 0.3\}$. The vertical line is at the true value and the horizontal at the significance level 5%.

5 Conclusion

Nonlinear models with two-way fixed effects are affected to the incidental parameter problem, resulting in many test statistics failing to follow their standard asymptotic distribution under the null hypothesis. As a consequence, the sizes of these tests may depart severely from the nominal level. The purpose of this paper is to introduce an approach to bias-correct the likelihood function. The approach yields a corrected likelihood function that serves as an alternative to the original (uncorrected) likelihood for the purpose of constructing hypothesis testing procedures with test statistics that follow their standard asymptotic distribution. We, in particular, prove that the three commonly used hypothesis testing procedures, the likelihood-ratio, the Lagrange-multiplier, and the Wald test, all have test statistics that follow the correct asymptotic distributions when derived from the corrected likelihood. This is not the case when they are derived from the original likelihood, in the presence of the incidental parameter problem. Simulation studies are further carried out to demonstrate the performance of our bias correction procedures.

The proposed approach is more general than many existing procedures. Specifically, our corrected likelihood applies to dynamic nonlinear models with two-way fixed effects and is able to revert the asymptotic distributions of test statistics from many testing procedures, whereas existing approaches mostly focus on static models or on bias-correcting the estimators, which do not benefit all testing procedures.

Our research does not address all problems in this line of literature, and further studies may be carried out in multiple directions. For instance, a natural extension would be multiple effects (e.g., three-way fixed effects). This is of some theoretical interest and significance. Scenarios related to this include a multi-dimensional panel with multiple layers of heterogeneity. The incidental parameter problem for these scenarios is, to our knowledge, not well-studied and bias correction procedures in this direction are not technically trivial.

Appendix

A1 Proof of Proposition 1

A1.1 Lemmas

We first introduce some Lemmas that are used during the proof. The lemma below is based on Proposition 2.5 of [Fan and Yao \(2003\)](#). It shows that the covariance of two measurable functions on alpha-mixing data is summable.

Lemma 1 (summable covariances under alpha mixing) *Let Assumption 1(ii) holds, and let $f^{(1)}(\theta, Z_{it})$ and $f^{(2)}(\theta, Z_{it})$ be two measurable functions bounded by $g(Z_{it})$ uniformly in θ where $g(\cdot)$ is defined in Assumption 1(iii). Then, as $m \rightarrow \infty$,*

$$\sup_{\theta, i, t} \left| \text{COV} \left(f^{(1)}(\theta, Z_{it}), f^{(2)}(\theta, Z_{it+m}) \right) \right| = O \left(m^{-\mu(1-2/\eta)} \right), \quad (\text{A1.1})$$

$$\sup_{\theta, i, t} \sum_{m=1}^{\infty} \left| \text{COV} \left(f^{(1)}(\theta, Z_{it}), f^{(2)}(\theta, Z_{it+m}) \right) \right| < \infty \quad (\text{A1.2})$$

where $\mu(1 - 2/\eta) > 1$ with η and μ defined in Assumption 1(ii) and 1(iii).

Proof. Applying Proposition 2.5 of [Fan and Yao \(2003\)](#) with $p = q = \eta$ and using the fact that $f(\theta, Z_{it})$ is alpha mixing with the same mixing coefficient, we obtain

$$\sup_{\theta, i, t} \left| \text{COV} \left(f^{(1)}(\theta, Z_{it}), f^{(2)}(\theta, Z_{it+m}) \right) \right| \leq 8\alpha(m)^{1-2/\eta} \{ \mathbb{E} \sup_{i, t} g(Z_{it})^\eta \}^{2/\eta}.$$

Equation (A1.1) follows directly from here by observing $\mathbb{E} \sup_{i, t} g(Z_{it})^\eta < \infty$ as in Assumption 1(iii) and Equation (A1.2) follows by observing that $m^{-\mu(1-2/\eta)}$ is a summable series in m . ■

The next lemma states the rates of convergence of several likelihood derivatives.

Lemma 2 (order of derivatives) *Under Assumption 1, we have that, uniformly over Θ ,*

$$\begin{aligned} \|G_{\phi\phi'}(\theta)\| &= O\left(T^{-3/2}N^{-3/2}\right) & \|H_{\phi\phi'}(\theta)\| &= O\left(T^{-1/2}N^{-1/2}\right), \\ \|\partial_\phi l(\theta)\| &= O_p\left(T^{-3/4}N^{-3/4}\right) & \|\partial_{\phi'} l(\theta)\| &= O_p\left(T^{-1/4}N^{-1/4}\right), \end{aligned}$$

where $G_{\phi\phi'}(\theta) \equiv \mathbb{E} \partial_\phi l(\theta) \partial_{\phi'} l(\theta)$.

Proof. Under standard maximum likelihood asymptotic theory and Assumption 1(iii), the last three can be shown trivially. The uniform property is a result of the assumption that the likelihood derivatives are uniformly bounded. Therefore, we focus on $\|G_{\phi\phi'}(\theta)\|$ here. The key of showing this result is Lemma 1. We start by observing that $G_{\phi\phi'}(\theta)$ can be partitioned into

$$G_{\phi\phi'}(\theta) = \begin{pmatrix} G_{\alpha\alpha'}(\theta) & G_{\alpha\gamma'}(\theta) \\ G_{\gamma\alpha'}(\theta) & G_{\gamma\gamma'}(\theta) \end{pmatrix}$$

where $G_{\gamma\alpha'}(\theta) = (G_{\alpha\gamma'}(\theta))'$ and all blocks are discussed below. All statements below are uniformly over θ .

$G_{\alpha\alpha'}(\theta)$: Under cross-sectional independence, $G_{\alpha\alpha'}(\theta)$ is a diagonal matrix with elements

$$\begin{aligned} \mathbb{E}[\partial_{\alpha_i} l(\theta) \partial_{\alpha_i} l(\theta)] &= \frac{1}{N^2 T^2} \mathbb{E} \left[\sum_t \partial_{\alpha_i} l_{it}(\theta, \phi(\theta)) \right]^2 \\ &= \frac{1}{N^2 T^2} \sum_t \mathbb{E} [\partial_{\alpha_i} l_{it}(\theta, \phi(\theta))]^2 \\ &\quad + \frac{2}{N^2 T^2} \sum_{t=1}^{T-1} \sum_{m=1}^{T-t} \mathbb{E} [\partial_{\alpha_i} l_{it}(\theta, \phi(\theta)) \partial_{\alpha_i} l_{it+m}(\theta, \phi(\theta))]. \end{aligned} \tag{A1.3}$$

By Assumption 1(iii), the first term on the right-hand side of (A1.3),

$$\frac{1}{T} \sum_t \mathbb{E} [\partial_{\alpha_i} l_{it}(\theta, \phi(\theta))]^2 = O(1).$$

Observing $\sum_t \mathbb{E} \partial_{\alpha_i} l_{it}(\theta, \phi(\theta)) = 0$, the second term on the right-hand side of (A1.3) can be rewritten as

$$\sum_{t=1}^{T-1} \sum_{m=1}^{T-t} \mathbb{E} [\partial_{\alpha_i} l_{it}(\theta, \phi(\theta)) \partial_{\alpha_i} l_{it+m}(\theta, \phi(\theta))]$$

$$\begin{aligned}
&= \sum_{t=1}^{T-1} \sum_{m=1}^{T-t} \mathbb{E}[\partial_{\alpha_i} l_{it}(\theta, \phi(\theta)) \partial_{\alpha_i} l_{it+m}(\theta, \phi(\theta))] - \left(\sum_t \mathbb{E} \partial_{\alpha_i} l_{it}(\theta, \phi(\theta)) \right) \left(\sum_t \mathbb{E} \partial_{\alpha_i} l_{it}(\theta, \phi(\theta)) \right) \\
&= \sum_{t=1}^{T-1} \sum_{m=1}^{T-t} \mathbb{E}[\partial_{\alpha_i} l_{it}(\theta, \phi(\theta)) \partial_{\alpha_i} l_{it+m}(\theta, \phi(\theta))] - \mathbb{E} \partial_{\alpha_i} l_{it}(\theta, \phi(\theta)) \mathbb{E} \partial_{\alpha_i} l_{it+m}(\theta, \phi(\theta)) \\
&= \sum_{t=1}^{T-1} \sum_{m=1}^{T-t} \mathbb{Cov}(\partial_{\alpha_i} l_{it}(\theta, \phi(\theta)), \partial_{\alpha_i} l_{it+m}(\theta, \phi(\theta)))
\end{aligned}$$

where, by invoking Lemma 1, we have $\sum_{m=1}^{T-t} \mathbb{Cov}(\partial_{\alpha_i} l_{it}(\theta, \phi(\theta)), \partial_{\alpha_i} l_{it+m}(\theta, \phi(\theta))) = O(1)$ so that

$$\frac{1}{T} \sum_t \sum_{m=1}^{T-t} \mathbb{E}[\partial_{\alpha_i} l_{it}(\theta, \phi(\theta)) \partial_{\alpha_i} l_{it+m}(\theta, \phi(\theta))] = O(1).$$

The above leads to $\mathbb{E}[\partial_{\alpha_i} l(\theta) \partial_{\alpha_i} l(\theta)] = O(N^{-2}T^{-1})$ for all i so that

$$\|G_{\alpha\alpha'}(\theta)\| = O(N^{-2}T^{-1}).$$

$G_{\gamma\gamma'}(\theta)$: Since the data are serially correlated, $G_{\gamma\gamma'}(\theta)$ is not a diagonal matrix. Instead, $G_{\gamma\gamma'}(\theta)$ is a matrix with the (t, t') th element being $\mathbb{E} \partial_{\gamma_t} l(\theta) \partial_{\gamma_{t'}} l(\theta)$ and the sum of absolute values of elements on the t th row being

$$\begin{aligned}
\sum_{t'=1} |\mathbb{E} \partial_{\gamma_t} l(\theta) \partial_{\gamma_{t'}} l(\theta)| &= \frac{1}{N^2 T^2} \sum_{t'} \left| \sum_{i, i'} \mathbb{E} \partial_{\gamma_t} l_{it}(\theta, \phi(\theta)) \partial_{\gamma_{t'}} l_{i't'}(\theta, \phi(\theta)) \right| \\
&\leq \frac{1}{N^2 T^2} \sum_{t'} \left| \sum_{i, i'} \mathbb{Cov}(\partial_{\gamma_t} l_{it}(\theta, \phi(\theta)), \partial_{\gamma_{t'}} l_{i't'}(\theta, \phi(\theta))) \right| \\
&\quad + \frac{1}{N^2 T^2} \sum_{t'} \left| \sum_{i, i'} \mathbb{E} \partial_{\gamma_t} l_{it}(\theta, \phi(\theta)) \mathbb{E} \partial_{\gamma_{t'}} l_{i't'}(\theta, \phi(\theta)) \right|. \tag{A1.4}
\end{aligned}$$

The first term on the right-hand side of (A1.4),

$$\begin{aligned}
&\frac{1}{N^2 T^2} \sum_{t'} \left| \sum_{i, i'} \mathbb{Cov}(\partial_{\gamma_t} l_{it}(\theta, \phi(\theta)), \partial_{\gamma_{t'}} l_{i't'}(\theta, \phi(\theta))) \right| \\
&\leq \frac{1}{N^2 T^2} \sum_{t'} \left| \sum_{i \neq i'} \mathbb{Cov}(\partial_{\gamma_t} l_{it}(\theta, \phi(\theta)), \partial_{\gamma_{t'}} l_{i't'}(\theta, \phi(\theta))) \right| \\
&\quad + \frac{1}{N^2 T^2} \sum_{t'} \left| \sum_i \mathbb{Cov}(\partial_{\gamma_t} l_{it}(\theta, \phi(\theta)), \partial_{\gamma_{t'}} l_{it'}(\theta, \phi(\theta))) \right|
\end{aligned}$$

where i), $\sum_{i \neq i'} \mathbb{Cov}(\partial_{\gamma_t} l_{it}(\theta, \phi(\theta)), \partial_{\gamma_{t'}} l_{i't'}(\theta, \phi(\theta))) = 0$ because of the cross-sectional independence and ii),

$$\frac{1}{N^2 T^2} \sum_{t'} \left| \sum_i \mathbb{Cov}(\partial_{\gamma_t} l_{it}(\theta, \phi(\theta)), \partial_{\gamma_{t'}} l_{it'}(\theta, \phi(\theta))) \right|$$

$$\begin{aligned}
&\leq \frac{1}{N^2 T^2} \sum_i \sum_{t'} |\text{COV}(\partial_{\gamma_t} l_{it}(\theta, \phi(\theta)), \partial_{\gamma_{t'}} l_{it'}(\theta, \phi(\theta)))| \\
&= O(N^{-1} T^{-2}),
\end{aligned}$$

because $\sum_{t'} |\text{COV}(\partial_{\gamma_t} l_{it}(\theta, \phi(\theta)), \partial_{\gamma_{t'}} l_{it'}(\theta, \phi(\theta)))| = O(1)$ by Lemma 1. The second term on the right-hand side of (A1.4),

$$\begin{aligned}
&\frac{1}{N^2 T^2} \sum_{t'} \left| \sum_{i, i'} \mathbb{E} \partial_{\gamma_t} l_{it}(\theta, \phi(\theta)) \mathbb{E} \partial_{\gamma_{t'}} l_{i't'}(\theta, \phi(\theta)) \right| \\
&= \frac{1}{N^2 T^2} \sum_{t'} \left| \left(\sum_i \mathbb{E} \partial_{\gamma_t} l_{it}(\theta, \phi(\theta)) \right) \left(\sum_{i'} \mathbb{E} \partial_{\gamma_{t'}} l_{i't'}(\theta, \phi(\theta)) \right) \right| \\
&= 0
\end{aligned}$$

because $\sum_i \mathbb{E} \partial_{\gamma_t} l_{it}(\theta, \phi(\theta)) = \sum_{i'} \mathbb{E} \partial_{\gamma_{t'}} l_{i't'}(\theta, \phi(\theta)) = 0$. These lead to $\sum_{t'} |\mathbb{E} \partial_{\gamma_t} l(\theta) \partial_{\gamma_{t'}} l(\theta)| = O(N^{-1} T^{-2})$ for all t so that

$$\|G_{\alpha\gamma'}(\theta)\| = O(N^{-1} T^{-2}).$$

$G_{\alpha\gamma'}(\theta)$: Next, $G_{\alpha\gamma'}(\theta)$ is an $N \times T$ matrix with (i, t) th element being

$$\begin{aligned}
\mathbb{E}[\partial_{\alpha_i} l(\theta) \partial_{\gamma_t} l(\theta)] &= \frac{1}{N^2 T^2} \sum_{i', t'} \mathbb{E}[\partial_{\alpha_i} l_{it'}(\theta, \phi(\theta)) \partial_{\gamma_t} l_{i't}(\theta, \phi(\theta))] \\
&= \frac{1}{N^2 T^2} \sum_{i' \neq i, t'} \mathbb{E}[\partial_{\alpha_i} l_{it'}(\theta, \phi(\theta)) \partial_{\gamma_t} l_{i't}(\theta, \phi(\theta))] \\
&\quad + \frac{1}{N^2 T^2} \sum_{t'} \mathbb{E}[\partial_{\alpha_i} l_{it'}(\theta, \phi(\theta)) \partial_{\gamma_t} l_{it}(\theta, \phi(\theta))]. \tag{A1.5}
\end{aligned}$$

Here, the first term on the right-hand side of (A1.5) contains

$$\begin{aligned}
&\sum_{i' \neq i, t'} \mathbb{E}[\partial_{\alpha_i} l_{it'}(\theta, \phi(\theta)) \partial_{\gamma_t} l_{i't}(\theta, \phi(\theta))] \\
&= \sum_{i' \neq i, t'} \mathbb{E} \partial_{\alpha_i} l_{it'}(\theta, \phi(\theta)) \mathbb{E} \partial_{\gamma_t} l_{i't}(\theta, \phi(\theta)) \\
&= \sum_{i' \neq i} \sum_{t'} \mathbb{E} \partial_{\alpha_i} l_{it'}(\theta, \phi(\theta)) \mathbb{E} \partial_{\gamma_t} l_{i't}(\theta, \phi(\theta)) \\
&= 0
\end{aligned}$$

by cross-sectional independence and by the definition of score. The second term on the right-hand side of (A1.5) contains

$$\begin{aligned}
\sum_{t'} \mathbb{E}[\partial_{\alpha_i} l_{it'}(\theta, \phi(\theta)) \partial_{\gamma_t} l_{it}(\theta, \phi(\theta))] &= \sum_{t'} \text{COV}(\partial_{\alpha_i} l_{it'}(\theta, \phi(\theta)), \partial_{\gamma_t} l_{it}(\theta, \phi(\theta))) \\
&\quad + \sum_{t'} \mathbb{E} \partial_{\alpha_i} l_{it'}(\theta, \phi(\theta)) \mathbb{E} \partial_{\gamma_t} l_{it}(\theta, \phi(\theta))
\end{aligned}$$

where, by Lemma 1, $\sum_{t'} \mathbb{C}\mathbb{O}\mathbb{V}(\partial_{\alpha_i} l_{it'}(\theta, \phi(\theta)), \partial_{\gamma_t} l_{it}(\theta, \phi(\theta))) = O(1)$ and, by the definition of score, $\sum_{t'} \mathbb{E} \partial_{\alpha_i} l_{it'}(\theta, \phi(\theta)) \mathbb{E} \partial_{\gamma_t} l_{it}(\theta, \phi(\theta)) = 0$. These lead to $\mathbb{E}[\partial_{\alpha_i} l(\theta) \partial_{\gamma_t} l(\theta)] = O(N^{-2}T^{-2})$ for all i, t so that

$$\|G_{\alpha\gamma'}(\theta)\| = O(N^{-2}T^{-1}).$$

Since we have now identified the order of each block of $G_{\phi\phi'}(\theta)$, it follows directly that

$$\|G_{\phi\phi'}(\theta)\| = \max(\|(G_{\alpha\alpha'}(\theta) \quad G_{\alpha\gamma'}(\theta))\|, \|(G_{\gamma\alpha'}(\theta) \quad G_{\gamma\gamma'}(\theta))\|)$$

where

$$\|(G_{\alpha\alpha'}(\theta) \quad G_{\alpha\gamma'}(\theta))\| = O(N^{-2}T^{-1}), \quad \|(G_{\gamma\alpha'}(\theta) \quad G_{\gamma\gamma'}(\theta))\| = O(N^{-1}T^{-2}).$$

The conclusion follows from here by seeing $N/T \rightarrow \kappa$ with $0 < \kappa < \infty$. ■

The next lemma states that the matrix of the off-diagonal elements of $H_{\phi\phi'}^{-1}(\theta)$ is of a smaller order than that of the diagonal elements, in terms of the max-norm denoted by $\|\cdot\|_{\max}$ which is defined as $\|A\|_{\max} \equiv \max_{1 \leq i \leq m, 1 \leq j \leq n} |A_{ij}|$ for a matrix A having the (i, j) th element A_{ij} with $i = 1, \dots, m$ and $j = 1, \dots, n$. This lemma is adapted from [Fernández-Val and Weidner \(2016\)](#). Using this lemma, the off-diagonal elements can be dropped during the proof.

Lemma 3 (order of inverse Hessian) *Under assumption 1, we have*

$$\left\| H_{\phi\phi'}^{-1}(\theta) - \overline{H}_{\phi\phi'}^{-1}(\theta) \right\|_{\max} = O(1)$$

where

$$\begin{aligned} \overline{H}_{\phi\phi'}^{-1}(\theta) &\equiv \begin{pmatrix} H_{\alpha\alpha'}^{-1}(\theta) & 0 \\ 0 & H_{\gamma\gamma'}^{-1}(\theta) \end{pmatrix}, \\ H_{\alpha\alpha'}(\theta) &\equiv \mathbb{E} \partial_{\alpha\alpha'} l(\theta), \quad H_{\gamma\gamma'}(\theta) \equiv \mathbb{E} \partial_{\gamma\gamma'} l(\theta). \end{aligned}$$

Proof. For simplicity, we omit the argument θ during the proof. We begin by noticing

$$H_{\phi\phi'} = \begin{pmatrix} H_{\alpha\alpha'} & H_{\alpha\gamma'} \\ H_{\gamma\alpha'} & H_{\gamma\gamma'} \end{pmatrix}$$

where $H_{\gamma\alpha'} \equiv H_{\gamma\alpha'}(\theta) \equiv \mathbb{E} \partial_{\gamma\alpha'} l(\theta)$ and $H_{\alpha\gamma'} \equiv H_{\alpha\gamma'}(\theta) \equiv \mathbb{E} \partial_{\alpha\gamma'} l(\theta)$. Here, $H_{\alpha\alpha'}$ and $H_{\gamma\gamma'}$ are diagonal matrices so that

$$\|H_{\alpha\alpha'}^{-1}\| = O(N), \quad \|H_{\gamma\gamma'}^{-1}\| = O(T)$$

by the definition of $\|\cdot\|$. Similarly, $H_{\alpha\gamma'}$ is an $N \times T$ matrix of elements with $O(N^{-1}T^{-1})$ so that

$$\begin{aligned} \|H_{\alpha\gamma'}\| &= O(N^{-1}), \quad \|H_{\gamma\alpha'}\| = O(T^{-1}), \\ \|H_{\gamma\alpha'}\|_{\max} &= \|H_{\alpha\gamma'}\|_{\max} = O(N^{-1}T^{-1}). \end{aligned}$$

Denoting $H_{\phi\phi'}^{-1} = \overline{H}_{\phi\phi'}^{-1} + \dot{H}_{\phi\phi'}^{-1}$, we have

$$\dot{H}_{\phi\phi'}^{-1} \equiv \begin{pmatrix} H_{\alpha\alpha'}^{-1} H_{\alpha\gamma'} A^{-1} H_{\gamma\alpha'} H_{\alpha\alpha'}^{-1} & -H_{\alpha\alpha'}^{-1} H_{\alpha\gamma'} A^{-1} \\ -A^{-1} H_{\gamma\alpha'} H_{\alpha\alpha'}^{-1} & H_{\gamma\gamma'}^{-1} H_{\gamma\alpha'} B^{-1} H_{\alpha\gamma'} H_{\gamma\gamma'}^{-1} \end{pmatrix}$$

by a block inversion of $H_{\phi\phi'}$ where, by assumption,

$$\begin{aligned} A &\equiv H_{\gamma\gamma'} - H_{\gamma\alpha'} H_{\alpha\alpha'}^{-1} H_{\alpha\gamma'}, & \|A^{-1}\| &= O(T), \\ B &\equiv H_{\alpha\alpha'} - H_{\alpha\gamma'} H_{\gamma\gamma'}^{-1} H_{\gamma\alpha'}, & \|B^{-1}\| &= O(N). \end{aligned}$$

Using the above and properties of $\|\cdot\|_{\max}$, it follows that

$$\begin{aligned} \|H_{\alpha\alpha'}^{-1} H_{\alpha\gamma'} A^{-1} H_{\gamma\alpha'} H_{\alpha\alpha'}^{-1}\|_{\max} &\leq \|H_{\alpha\alpha'}^{-1} H_{\alpha\gamma'} A^{-1}\| \|H_{\gamma\alpha'} H_{\alpha\alpha'}^{-1}\|_{\max} \\ &\leq \|H_{\alpha\alpha'}^{-1}\| \|H_{\alpha\gamma'}\| \|A^{-1}\| \|H_{\alpha\alpha'}^{-1}\| \|H_{\gamma\alpha'}\|_{\max} \\ &= O(1), \end{aligned}$$

$$\begin{aligned} \|H_{\alpha\alpha'}^{-1} H_{\alpha\gamma'} A^{-1}\|_{\max} &= \|A^{-1} H_{\gamma\alpha'} H_{\alpha\alpha'}^{-1}\|_{\max} \\ &\leq \|H_{\alpha\alpha'}^{-1}\| \|H_{\alpha\gamma'} A^{-1}\|_{\max} \\ &\leq \|H_{\alpha\alpha'}^{-1}\| \|A^{-1}\| \|H_{\alpha\gamma'}\|_{\max} \\ &= O(1), \end{aligned}$$

and

$$\begin{aligned} \|H_{\gamma\gamma'}^{-1} H_{\gamma\alpha'} B^{-1} H_{\alpha\gamma'} H_{\gamma\gamma'}^{-1}\|_{\max} &\leq \|H_{\gamma\gamma'}^{-1}\| \|H_{\gamma\alpha'}\| \|B^{-1}\| \|H_{\gamma\gamma'}^{-1}\| \|H_{\alpha\gamma'}\|_{\max} \\ &= O(1). \end{aligned}$$

Thus, by the definition of $\|\cdot\|_{\max}$, we have $\|\dot{H}_{\phi\phi'}^{-1}\|_{\max} = O(1)$, leading to the conclusion. ■

A1.2 Proof for expansion of likelihood (Equation 3.2)

The proof is based on the combination of asymptotic expansions of the likelihood and the score. In particular, since $\partial_{\phi} \hat{l}(\theta) = 0$, a Taylor expansion of $\partial_{\phi} \hat{l}(\theta)$ around $\phi(\theta)$ would give

$$0 = \partial_{\phi} l(\theta) + H_{\phi\phi'}(\theta) \left(\hat{\phi}(\theta) - \phi(\theta) \right) + O_p(T^{-1}) + O_p(N^{-1}),$$

leading to

$$\hat{\phi}(\theta) - \phi(\theta) = -H_{\phi\phi'}^{-1}(\theta) \partial_{\phi} l(\theta) + O_p(T^{-1}) + O_p(N^{-1}). \quad (\text{A1.6})$$

This expansion is similar to, e.g., [Cox and Snell \(1968\)](#) and is rather standard. Here the O_p terms are uniform over θ because the third derivative of the likelihood is uniformly bounded and $\hat{\phi}(\theta)$ has a finite asymptotic variance (under the standard maximum likelihood asymptotic theory). Next, Taylor-expanding $\hat{l}(\theta)$ around $\phi(\theta)$ gives

$$\begin{aligned} \hat{l}(\theta) &= l(\theta) + \partial_{\phi} l(\theta) \left(\hat{\phi}(\theta) - \phi(\theta) \right) + \frac{1}{2} \left(\hat{\phi}(\theta) - \phi(\theta) \right)' H_{\phi\phi'}(\theta) \left(\hat{\phi}(\theta) - \phi(\theta) \right) \\ &\quad + o_p(N^{-1/2} T^{-1/2}), \end{aligned} \quad (\text{A1.7})$$

where the remainder term is actually $o_p(N^{-1}) + o_p(T^{-1})$ but we write $o_p(N^{-1/2}T^{-1/2})$ to be consistent to what is presented in Proposition 1. In addition, by a similar argument as above, the remainder is also uniform here. Next, plugging (A1.6) into (A1.7),

$$l(\theta) = \widehat{l}(\theta) + \frac{1}{2} \partial_{\phi'} l(\theta) H_{\phi\phi'}^{-1}(\theta) \partial_{\phi} l(\theta) + o_p(N^{-1/2}T^{-1/2}),$$

where $\partial_{\phi'} l(\theta) H_{\phi\phi'}^{-1}(\theta) \partial_{\phi} l(\theta) = O_p(N^{-1/2}T^{-1/2})$. Noting that the second term on the right-hand side is a quadratic form in $\partial_{\phi} l(\theta)$ and that $\mathbb{E} \partial_{\phi} l(\theta) = 0$, we calculate expectations term by term to obtain

$$\begin{aligned} \mathbb{E} l(\theta) &= \mathbb{E} \widehat{l}(\theta) + \frac{1}{2} \mathbb{E} \left(\partial_{\phi'} l(\theta) H_{\phi\phi'}^{-1}(\theta) \partial_{\phi} l(\theta) \right) + o(N^{-1/2}T^{-1/2}) \\ &= \mathbb{E} \widehat{l}(\theta) + \frac{1}{2} \text{tr} \left[H_{\phi\phi'}^{-1}(\theta) G_{\phi\phi'}(\theta) \right] + o(N^{-1/2}T^{-1/2}), \end{aligned}$$

where $\text{tr}(A)$ denotes the trace of a matrix A .

The above is an early version of Proposition 1 and it can be simplified. In particular, by Lemmas 3 and 2, we have

$$\begin{aligned} \left\| \left(H_{\phi\phi'}^{-1}(\theta) - \overline{H}_{\phi\phi'}^{-1}(\theta) \right) G_{\phi\phi'}(\theta) \right\|_{\max} &\leq \left\| H_{\phi\phi'}^{-1}(\theta) - \overline{H}_{\phi\phi'}^{-1}(\theta) \right\|_{\max} \|G_{\phi\phi'}(\theta)\| \\ &= O(T^{-3/2}N^{-3/2}) \end{aligned}$$

and

$$\left\| \overline{H}_{\phi\phi'}^{-1}(\theta) G_{\phi\phi'}(\theta) \right\|_{\max} = O(T^{-1}N^{-1}),$$

so that

$$\begin{aligned} &\text{tr} \left[H_{\phi\phi'}^{-1}(\theta) G_{\phi\phi'}(\theta) \right] \\ &= \text{tr} \left[\overline{H}_{\phi\phi'}^{-1}(\theta) G_{\phi\phi'}(\theta) \right] + \text{tr} \left[\left(H_{\phi\phi'}^{-1}(\theta) - \overline{H}_{\phi\phi'}^{-1}(\theta) \right) G_{\phi\phi'}(\theta) \right] \\ &= \text{tr} \left[\overline{H}_{\phi\phi'}^{-1}(\theta) G_{\phi\phi'}(\theta) \right] + o(N^{-1/2}T^{-1/2}), \end{aligned}$$

with $\text{tr} \left[\overline{H}_{\phi\phi'}^{-1}(\theta) G_{\phi\phi'}(\theta) \right] = O(N^{-1/2}T^{-1/2})$. Using this, we arrive at

$$\begin{aligned} \mathbb{E} l(\theta) &= \mathbb{E} \widehat{l}(\theta) + \frac{1}{2} \text{tr} \left[\overline{H}_{\phi\phi'}^{-1}(\theta) G_{\phi\phi'}(\theta) \right] + o(T^{-1}) + o(N^{-1}) \\ &= \mathbb{E} \widehat{l}(\theta) + \frac{1}{2} \sum_i \frac{\mathbb{E} \partial_{\alpha_i} l(\theta) \partial_{\alpha_i} l(\theta)}{\mathbb{E} \partial_{\alpha_i \alpha_i} l(\theta)} + \frac{1}{2} \sum_t \frac{\mathbb{E} \partial_{\gamma_t} l(\theta) \partial_{\gamma_t} l(\theta)}{\mathbb{E} \partial_{\gamma_t \gamma_t} l(\theta)} + o(N^{-1/2}T^{-1/2}), \quad (\text{A1.8}) \end{aligned}$$

where the remainder is uniform over θ . The numerators can be further simplified. In particular, seeing $\mathbb{E} \sum_t \partial_{\alpha_i} l_{it}(\theta, \phi(\theta)) = 0$,

$$\mathbb{E} \partial_{\alpha_i} l(\theta) \partial_{\alpha_i} l(\theta) = \frac{1}{N^2 T^2} \mathbb{E} \left(\sum_t \partial_{\alpha_i} l_{it}(\theta, \phi(\theta)) \right)^2$$

$$\begin{aligned}
&= \frac{1}{N^2 T^2} \left[\mathbb{E} \left(\sum_t \partial_{\alpha_i} l_{it}(\theta, \phi(\theta)) \right)^2 - \left(\sum_t \mathbb{E} \partial_{\alpha_i} l_{it}(\theta, \phi(\theta)) \right)^2 \right] \\
&= \frac{1}{N^2 T^2} \sum_{t, t'} \mathbb{E} [\partial_{\alpha_i} l_{it}(\theta, \phi(\theta)) \partial_{\alpha_i} l_{it'}(\theta, \phi(\theta)) - \mathbb{E} \partial_{\alpha_i} l_{it}(\theta, \phi(\theta)) \mathbb{E} \partial_{\alpha_i} l_{it'}(\theta, \phi(\theta))] \\
&= \frac{1}{N^2 T^2} \sum_{t, t'} \mathbb{E} \{ [\partial_{\alpha_i} l_{it}(\theta, \phi(\theta)) - \mathbb{E} \partial_{\alpha_i} l_{it}(\theta, \phi(\theta))] [\partial_{\alpha_i} l_{it'}(\theta, \phi(\theta)) - \mathbb{E} \partial_{\alpha_i} l_{it'}(\theta, \phi(\theta))] \} \\
&= \frac{1}{N^2 T} \frac{1}{T} \mathbb{E} [S_i^{\alpha'}(\theta) 1_T S_i^\alpha(\theta)].
\end{aligned}$$

Using this, the second term on the right-hand side of (A1.8) becomes $\mathbb{E}b(\theta)/T$. Similarly seeing $\sum_i \mathbb{E} \partial_{\gamma_t} l_{it}(\theta, \phi(\theta)) = 0$,

$$\begin{aligned}
\mathbb{E} \partial_{\gamma_t} l(\theta) \partial_{\gamma_t} l(\theta) &= \frac{1}{N^2 T^2} \mathbb{E} \left(\sum_i \partial_{\gamma_t} l_{it}(\theta, \phi(\theta)) \right)^2 \\
&= \frac{1}{N^2 T^2} \left[\mathbb{E} \left(\sum_i \partial_{\gamma_t} l_{it}(\theta, \phi(\theta)) \right)^2 - \left(\mathbb{E} \sum_i \partial_{\gamma_t} l_{it}(\theta, \phi(\theta)) \right)^2 \right] \\
&= \frac{1}{N^2 T^2} \sum_{i, i'} \mathbb{E} [\partial_{\gamma_t} l_{it}(\theta, \phi(\theta)) \partial_{\gamma_t} l_{i't}(\theta, \phi(\theta)) - \mathbb{E} \partial_{\gamma_t} l_{it}(\theta, \phi(\theta)) \mathbb{E} \partial_{\gamma_t} l_{i't}(\theta, \phi(\theta))] \\
&= \frac{1}{N^2 T^2} \sum_{i, i'} \mathbb{E} [\partial_{\gamma_t} l_{it}(\theta, \phi(\theta)) - \mathbb{E} \partial_{\gamma_t} l_{it}(\theta, \phi(\theta))]^2 \\
&\quad + \frac{1}{N^2 T^2} \sum_{i \neq i'} \mathbb{E} [\partial_{\gamma_t} l_{it}(\theta, \phi(\theta)) \partial_{\gamma_t} l_{i't}(\theta, \phi(\theta)) - \mathbb{E} \partial_{\gamma_t} l_{it}(\theta, \phi(\theta)) \mathbb{E} \partial_{\gamma_t} l_{i't}(\theta, \phi(\theta))] \\
&= \frac{1}{N T^2} \frac{1}{N} \mathbb{E} [S_t^{\gamma'}(\theta) S_t^\gamma(\theta)]
\end{aligned}$$

where the last equality is because of the cross-sectional independence (so that the second term on its left-hand side is 0). Using this, the third term on the right hand-side of (A1.8) becomes $\mathbb{E}d(\theta)/N$. Proposition 1 follows from here.

A1.3 Proof for corrected likelihood (Equation 3.3)

Given the construction of $\tilde{l}(\theta)$, the proof of Equation 3.3 boils down to showing $\mathbb{E}\hat{b}(\theta) - \mathbb{E}b(\theta) = o(1)$ and $\mathbb{E}\hat{d}(\theta) - \mathbb{E}d(\theta) = o(1)$ under $N, T \rightarrow \infty$. These terms involve denominators of incidental parameter Hessians evaluated at $\hat{\phi}(\theta)$. These Hessian terms are consistent for their infeasible counterparts evaluated at $\phi(\theta)$ (and are well-defined by assumption). Therefore, we only need to show that the numerators are consistent.

For $\mathbb{E}\hat{b}(\theta) - \mathbb{E}b(\theta) = o(1)$, we show

$$\frac{1}{T} \mathbb{E} [\hat{S}_i^{\alpha'}(\theta) W_\tau \hat{S}_i^\alpha(\theta)] - \frac{1}{T} \mathbb{E} [S_i^{\alpha'}(\theta) 1_T S_i^\alpha(\theta)] = o(1)$$

uniformly over i . Recall $S_i^\alpha(\theta) \equiv (\partial_{\alpha_i} l_{i1}(\theta, \phi(\theta)) - \mathbb{E} \partial_{\alpha_i} l_{i1}(\theta, \phi(\theta)), \dots, \partial_{\alpha_i} l_{iT}(\theta, \phi(\theta)) - \mathbb{E} \partial_{\alpha_i} l_{iT}(\theta, \phi(\theta)))'$. Omitting the arguments θ and $\phi(\theta)$ for simplicity,

$$\begin{aligned}
& \frac{1}{T} \mathbb{E} \widehat{S}_i^{\alpha'} W_\tau \widehat{S}_i^\alpha - \frac{1}{T} \mathbb{E} S_i^{\alpha'} 1_T S_i^\alpha \\
&= \frac{1}{T} \sum_t \text{VAR}(\partial_{\alpha_i} \widehat{l}_{it}) - \frac{1}{T} \sum_t \text{VAR}(\partial_{\alpha_i} l_{it}) \\
&\quad + \frac{2}{T} \sum_{m=1}^{\tau} \sum_{t=1}^{T-m} \text{COV}(\partial_{\alpha_i} \widehat{l}_{it}, \partial_{\alpha_i} \widehat{l}_{it+m}) - \frac{2}{T} \sum_{m=1}^{T-1} \sum_{t=1}^{T-m} \text{COV}(\partial_{\alpha_i} l_{it}, \partial_{\alpha_i} l_{it+m}) \\
&= \frac{1}{T} \sum_t \text{VAR}(\partial_{\alpha_i} \widehat{l}_{it}) - \frac{1}{T} \sum_t \text{VAR}(\partial_{\alpha_i} l_{it}) \\
&\quad + \frac{2}{T} \sum_{m=1}^{\tau} \sum_{t=1}^{T-m} \text{COV}(\partial_{\alpha_i} \widehat{l}_{it}, \partial_{\alpha_i} \widehat{l}_{it+m}) - \frac{2}{T} \sum_{m=1}^{\tau} \sum_{t=1}^{T-m} \text{COV}(\partial_{\alpha_i} l_{it}, \partial_{\alpha_i} l_{it+m}) \\
&\quad - \frac{2}{T} \sum_{m=\tau+1}^{T-1} \sum_{t=1}^{T-m} \text{COV}(\partial_{\alpha_i} l_{it}, \partial_{\alpha_i} l_{it+m}). \tag{A1.9}
\end{aligned}$$

It shall be easy to see that the first term on the right-hand side of (A1.9) is $o(1)$. In addition, by invoking Lemma 1, we also find that the second and third terms on the right-hand side of (A1.9) are $o(1)$ as $\tau/T \rightarrow 0$; and, as $\tau, T \rightarrow \infty$, the last term on the right-hand side of (A1.9),

$$\begin{aligned}
& \frac{2}{T} \sum_{m=\tau+1}^{T-1} \sum_{t=1}^{T-m} \text{COV}(\partial_{\alpha_i} l_{it}, \partial_{\alpha_i} l_{it+m}) \\
&\leq 2 \sum_{m=\tau+1}^{T-1} \frac{T-m}{T} \sup_{\theta, i, t} |\text{COV}(\partial_{\alpha_i} l_{it}, \partial_{\alpha_i} l_{it+m})| \\
&\leq \sum_{m=\tau+1}^{T-1} C m^{-\mu(1-2/\eta)} = o(1)
\end{aligned}$$

for some positive constant $C < \infty$ and (μ, η) defined in Assumption 1 with $\mu(1 - 2/\eta) > 1$. The above leads to $\widehat{\mathbb{E}b}(\theta) - \mathbb{E}b(\theta) = o(1)$.

For $\widehat{\mathbb{E}d}(\theta) - \mathbb{E}d(\theta) = o(1)$, an invocation of the dominated convergence theorem gives

$$\frac{1}{N} \mathbb{E}[\widehat{S}_t^{\gamma'}(\theta) \widehat{S}_t^\gamma(\theta)] - \frac{1}{N} \mathbb{E}[S_t^{\gamma'}(\theta) S_t^\gamma(\theta)] = o(1),$$

which leads to $\widehat{\mathbb{E}d}(\theta) - \mathbb{E}d(\theta) = o(1)$ directly.

A2 Proof of Proposition 2

A2.1 Lemmas

The following Lemma establishes the order of $\mathbb{E} \nabla_{\theta\theta'} \widehat{l}(\theta) - H_{\theta\theta'}(\theta)$ and is needed for the proof of Proposition 2.

Lemma 4 (order of θ -Hessian) Under Assumptions 1 to 2,

$$\sup_{\theta} \|\mathbb{E} \nabla_{\theta\theta'} \widehat{l}(\theta) - H_{\theta\theta'}(\theta)\| = O(N^{-1/2}T^{-1/2}).$$

Proof. The proof is similar to the proof of Proposition 1. First, since the dimension of θ is fixed, showing this lemma is equivalent to showing

$$\max_{q,r} \sup_{\theta \in \Theta} |\mathbb{E} \nabla_{\theta_q \theta_r} \widehat{l}(\theta) - \mathbb{E} \nabla_{\theta_q \theta_r} l(\theta)| = O(N^{-1/2}T^{-1/2}) \quad (\text{A2.1})$$

where θ_q and θ_r denotes, respectively the q th and r th element of θ . Let

$$\begin{aligned} \widehat{h} &\equiv \nabla_{\theta_{q^*} \theta_{r^*}} \widehat{l}(\theta^*), \quad h \equiv \nabla_{\theta_{q^*} \theta_{r^*}} l(\theta^*), \\ (q^*, r^*, \theta^*) &\equiv \arg \max_{q,r,\theta} |\mathbb{E} \nabla_{\theta_q \theta_r} \widehat{l}(\theta) - \mathbb{E} \nabla_{\theta_q \theta_r} l(\theta)|. \end{aligned}$$

Showing Equation (A2.1) boils down to showing $|\mathbb{E} \widehat{h} - \mathbb{E} h| = O(N^{-1/2}T^{-1/2})$.

To prove this, we consider the mean-value expansion

$$\widehat{h} = h + \partial_{\phi'} h \left(\widehat{\phi}(\theta^*) - \phi(\theta^*) \right) + \frac{1}{2} \left(\widehat{\phi}(\theta^*) - \phi(\theta^*) \right)' \mathbb{E} \partial_{\phi\phi'} \bar{h} \left(\widehat{\phi}(\theta^*) - \phi(\theta^*) \right) + o_p(N^{-1/2}T^{-1/2})$$

where $\|\partial_{\phi'} h\| = O_p(1)$, which is immediate; $\|\mathbb{E} \partial_{\phi\phi'} \bar{h}\| = O(N^{-1/2}T^{-1/2})$, which is the same as $\|H_{\phi\phi'}(\theta)\| = O(T^{-1/2}N^{-1/2})$ in Lemma 2; and $\partial_{\phi\phi'} \bar{h} \equiv N^{-1}T^{-1} \partial_{\phi\phi'} \sum_{i,t} \nabla_{\theta_{q^*} \theta_{r^*}} l_{it}(\theta^*, \bar{\phi}(\theta^*))$ with $\bar{\phi}(\theta^*)$ being a point on the segment connecting $\widehat{\phi}(\theta^*)$ and $\phi(\theta^*)$. Calculating the expectation,

$$\mathbb{E} \widehat{h} - \mathbb{E} h = \mathbb{E} \left[\partial_{\phi'} h \left(\widehat{\phi}(\theta^*) - \phi(\theta^*) \right) \right] + \frac{1}{2} \mathbb{E} \left[\left(\widehat{\phi}(\theta^*) - \phi(\theta^*) \right)' \mathbb{E} \partial_{\phi\phi'} \bar{h} \left(\widehat{\phi}(\theta^*) - \phi(\theta^*) \right) \right] + o(N^{-1/2}T^{-1/2}).$$

First, using (A1.6) and noticing $\mathbb{E} \partial_{\phi} l(\theta^*) = 0$, we have

$$\begin{aligned} \mathbb{E} \left[\partial_{\phi'} h \left(\widehat{\phi}(\theta^*) - \phi(\theta^*) \right) \right] &= -\mathbb{E} \left[\partial_{\phi'} h H_{\phi\phi'}^{-1}(\theta^*) \partial_{\phi} l(\theta^*) \right] + O(N^{-1/2}T^{-1/2}) \\ &= -\text{tr} \left[H_{\phi\phi'}^{-1}(\theta^*) K_{\phi\phi'}(\theta^*) \right] + O(N^{-1/2}T^{-1/2}) \end{aligned}$$

where $K_{\phi\phi'}(\theta^*) = \mathbb{E} [\partial_{\phi} h \partial_{\phi'} l(\theta^*)]$, which is the covariance matrix of $\partial_{\phi} h$ and $\partial_{\phi'} l(\theta^*)$ since $\mathbb{E} \partial_{\phi} l(\theta^*) = 0$. Now, it shall be clear that $K_{\phi\phi'}(\theta^*)$ has a similar structure as $G_{\phi\phi'}(\theta^*)$. Therefore, it can be verified, using the same technique as in Lemma 2, that $\|K_{\phi\phi'}(\theta^*)\| = O(T^{-3/2}N^{-3/2})$. Using the same strategy in the proof of Proposition 1, we can immediately conclude that

$$\text{tr} \left[H_{\phi\phi'}^{-1}(\theta^*) K_{\phi\phi'}(\theta^*) \right] = O(N^{-1/2}T^{-1/2}),$$

leading to

$$\mathbb{E} \left[\partial_{\phi'} h \left(\widehat{\phi}(\theta^*) - \phi(\theta^*) \right) \right] = O(N^{-1/2}T^{-1/2}). \quad (\text{A2.2})$$

Second,

$$\left| \mathbb{E} \left[\left(\widehat{\phi}(\theta^*) - \phi(\theta^*) \right)' \mathbb{E} \partial_{\phi\phi'} \bar{h} \left(\widehat{\phi}(\theta^*) - \phi(\theta^*) \right) \right] \right|$$

$$\begin{aligned}
&\leq \max(|\lambda_{\max}|, |\lambda_{\min}|) \mathbb{E} \left[\left(\widehat{\phi}(\theta^*) - \phi(\theta^*) \right)' \left(\widehat{\phi}(\theta^*) - \phi(\theta^*) \right) \right] \\
&\leq \|\mathbb{E} \partial_{\phi\phi'} \bar{h}\| \mathbb{E} \left[\left(\widehat{\phi}(\theta^*) - \phi(\theta^*) \right)' \left(\widehat{\phi}(\theta^*) - \phi(\theta^*) \right) \right]
\end{aligned}$$

where λ_{\min} and λ_{\max} denote the minimum and maximum eigenvalues of the symmetric matrix $\mathbb{E} \partial_{\phi\phi'} \bar{h}$. Using $\mathbb{E} \left[\left(\widehat{\phi}(\theta^*) - \phi(\theta^*) \right)' \left(\widehat{\phi}(\theta^*) - \phi(\theta^*) \right) \right] = O(1)$ and $\|\mathbb{E} \partial_{\phi\phi'} \bar{h}\| = O(N^{-1/2}T^{-1/2})$, we immediately have

$$\left| \mathbb{E} \left[\left(\widehat{\phi}(\theta^*) - \phi(\theta^*) \right)' \mathbb{E} \partial_{\phi\phi'} \bar{h} \left(\widehat{\phi}(\theta^*) - \phi(\theta^*) \right) \right] \right| = O(N^{-1/2}T^{-1/2}). \quad (\text{A2.3})$$

Using (A2.2) and (A2.3), the proof is concluded. ■

A2.2 Proof of Proposition 2

Under our assumption of boundedness, the differentiation and expectation can be interchanged. Therefore, denoting $f(\theta) \equiv \mathbb{E} \tilde{l}(\theta) - \mathbb{E} l(\theta)$,

$$\nabla_{\theta} f(\theta) = \mathbb{E} \nabla_{\theta} \tilde{l}(\theta) - \mathbb{E} \nabla_{\theta} l(\theta), \quad \nabla_{\theta\theta'} f(\theta) = \mathbb{E} \nabla_{\theta\theta'} \tilde{l}(\theta) - H_{\theta\theta'}(\theta).$$

Next, invoking the Landau-Kolmogorov inequality, we have

$$\sup_{\theta} \|\nabla_{\theta} f(\theta)\| \leq C \sup_{\theta} \|f(\theta)\|^{1/2} \sup_{\theta} \|\nabla_{\theta\theta'} f(\theta)\|^{1/2}$$

for some positive constant $C < \infty$. Here $\sup_{\theta} \|f(\theta)\| = o(N^{-1/2}T^{-1/2})$ by (3.3) of Proposition 1; and

$$\begin{aligned}
&\sup_{\theta} \|\nabla_{\theta\theta'} f(\theta)\| \\
&= \sup_{\theta} \left\| \mathbb{E} \nabla_{\theta\theta'} \widehat{l}(\theta) - H_{\theta\theta'}(\theta) + \frac{\mathbb{E} \nabla_{\theta\theta'} \widehat{b}(\theta)}{T} + \frac{\mathbb{E} \nabla_{\theta\theta'} \widehat{d}(\theta)}{N} \right\| \\
&\leq \sup_{\theta} \left\| \mathbb{E} \nabla_{\theta\theta'} \widehat{l}(\theta) - H_{\theta\theta'}(\theta) \right\| + \frac{\sup_{\theta} \left\| \mathbb{E} \nabla_{\theta\theta'} \widehat{b}(\theta) \right\|}{T} + \frac{\sup_{\theta} \left\| \mathbb{E} \nabla_{\theta\theta'} \widehat{d}(\theta) \right\|}{N} \\
&= O(N^{-1/2}T^{-1/2})
\end{aligned}$$

where the final order is because of Lemma 4 together with the fact that $\sup_{\theta} \|\mathbb{E} \nabla_{\theta\theta'} \widehat{b}(\theta)\| = O(1)$ and $\sup_{\theta} \|\mathbb{E} \nabla_{\theta\theta'} \widehat{d}(\theta)\| = O(1)$ which can be verified by a similar argument as the proof of (3.3) of Proposition 1. The conclusion follows naturally from here.

A3 Proof of Theorem 1

A3.1 Lemmas

The following Lemma states that $\nabla_{\theta} \tilde{l}(\theta) - \nabla_{\theta} l(\theta) = o_p(N^{-1/2}T^{-1/2})$ uniformly. This result is used during the proofs of Lemma 6 and Theorem 1. Note, this lemma follows from Proposition 2 quite easily and does not depend on Assumption 3 at all.

Lemma 5 (asymptotic equivalence of corrected score) *Under Assumptions 1 to 2, we have*

$$\sup_{\theta \in \Theta} \left\| \nabla_{\theta} \tilde{l}(\theta) - \nabla_{\theta} l(\theta) \right\| = o_p(N^{-1/2}T^{-1/2}).$$

Proof. Using Proposition 1, we have

$$\begin{aligned} \sqrt{NT} \left[\nabla_{\theta} \tilde{l}(\theta) - \mathbb{E} \nabla_{\theta} \tilde{l}(\theta) \right] &= \frac{1}{\sqrt{NT}} \sum_{i,t} \left(\nabla_{\theta} l_{it}(\theta, \hat{\phi}(\theta)) - \mathbb{E} \nabla_{\theta} l_{it}(\theta, \hat{\phi}(\theta)) \right) \\ &\quad + \frac{\sqrt{NT}}{T} \frac{1}{2N} \sum_i \left(\nabla_{\theta} \hat{b}_i(\theta) - \mathbb{E} \nabla_{\theta} \hat{b}_i(\theta) \right) + \frac{\sqrt{NT}}{N} \frac{1}{2T} \sum_t \left(\nabla_{\theta} \hat{d}_t(\theta) - \mathbb{E} \nabla_{\theta} \hat{d}_t(\theta) \right) \end{aligned}$$

where $\hat{b}_i(\theta) \equiv 1/T[\hat{S}_i^{\alpha'}(\theta) W_{\tau} \hat{S}_i^{\alpha}(\theta)]/\hat{h}_i^{\alpha}(\theta)$ and $\hat{d}_t(\theta) \equiv 1/N[\hat{S}_t^{\gamma'}(\theta) \hat{S}_t^{\gamma}(\theta)]/\hat{h}_t^{\gamma}(\theta)$. Here, by similar arguments as in the proof of (3.3) in Proposition 1, $\mathbb{E} \nabla_{\theta} \hat{b}_i(\theta) = O(1)$ and $\mathbb{E} \nabla_{\theta} \hat{d}_t(\theta) = O(1)$ uniformly over i and t respectively. Therefore, by the law of large numbers,

$$\frac{1}{N} \sum_i \left(\nabla_{\theta} \hat{b}_i(\theta) - \mathbb{E} \nabla_{\theta} \hat{b}_i(\theta) \right) = o_p(1), \quad \frac{1}{T} \sum_t \left(\nabla_{\theta} \hat{d}_t(\theta) - \mathbb{E} \nabla_{\theta} \hat{d}_t(\theta) \right) = o_p(1),$$

leading to

$$\begin{aligned} \sqrt{NT} \left(\nabla_{\theta} \tilde{l}(\theta) - \mathbb{E} \nabla_{\theta} \tilde{l}(\theta) \right) &= \frac{1}{\sqrt{NT}} \sum_{i,t} \left(\nabla_{\theta} l_{it}(\theta, \hat{\phi}(\theta)) - \mathbb{E} \nabla_{\theta} l_{it}(\theta, \hat{\phi}(\theta)) \right) + o_p(1) \\ &= \frac{1}{\sqrt{NT}} \sum_{i,t} \left(\nabla_{\theta} l_{it}(\theta, \phi(\theta)) - \mathbb{E} \nabla_{\theta} l_{it}(\theta, \phi(\theta)) \right) + o_p(1) \\ &= \sqrt{NT} (\nabla_{\theta} l(\theta) - \mathbb{E} \nabla_{\theta} l(\theta)) + o_p(1) \end{aligned} \tag{A3.1}$$

where the last equality can be shown by a uniform linear approximation near $\phi(\theta)$. Now,

$$\begin{aligned} &\sup_{\theta \in \Theta} \left\| \nabla_{\theta} \tilde{l}(\theta) - \nabla_{\theta} l(\theta) \right\| \\ &\leq \sup_{\theta \in \Theta} \left\| \left(\nabla_{\theta} \tilde{l}(\theta) - \mathbb{E} \nabla_{\theta} \tilde{l}(\theta) \right) - (\nabla_{\theta} l(\theta) - \mathbb{E} \nabla_{\theta} l(\theta)) \right\| \\ &\quad + \sup_{\theta \in \Theta} \left\| \mathbb{E} \nabla_{\theta} \tilde{l}(\theta) - \mathbb{E} \nabla_{\theta} l(\theta) \right\|. \end{aligned}$$

Using Proposition 2 and seeing that the remainder term of (A3.1) is uniform in θ , the proof concludes here. ■

The following lemma establishes the consistency and asymptotic normality of $\tilde{\theta}$.

Lemma 6 (asymptotic properties of $\tilde{\theta}$) *Under Assumptions 1 to 2 and Condition 3(i) of Assumption 3,*

$$\|\tilde{\theta} - \theta_0\| \rightarrow_p 0, \quad \sqrt{NT}(\tilde{\theta} - \theta_0) \rightarrow_d \mathcal{N}(0, \Sigma)$$

where

$$\Sigma \equiv \lim_{N,T \rightarrow \infty} [H_{\theta\theta'}(\theta_0)]^{-1} \Omega(\theta_0) [H_{\theta\theta'}(\theta_0)]^{-1},$$

$$\Omega(\theta_0) \equiv \lim_{N,T \rightarrow \infty} \frac{1}{NT} \sum_{i=1}^N \sum_{t=1}^T \sum_{s=1}^T \mathbb{E}[\nabla_{\theta} l_{it}(\theta_0, \phi(\theta_0)) \nabla_{\theta'} l_{is}(\theta_0, \phi(\theta_0))].$$

Proof. We first show the consistency of $\tilde{\theta}$. The key point here is that $\tilde{l}(\theta)$ converges uniformly to $\mathbb{E}l(\theta)$ since $\hat{l}(\theta)$ does and the correction terms $b(\theta)$ and $d(\theta)$ are uniformly bounded. In particular, $\tilde{l}(\theta) - \mathbb{E}l(\theta) = o_p(1)$ uniformly in $\theta \in \Theta$, so that

$$\begin{aligned} \lim_{N,T \rightarrow \infty} \Pr \left[|\tilde{l}(\tilde{\theta}) - \mathbb{E}l(\tilde{\theta})| < \epsilon/3 \right] &= 1, \\ \lim_{N,T \rightarrow \infty} \Pr \left[|\tilde{l}(\theta_0) - \mathbb{E}l(\theta_0)| < \epsilon/3 \right] &= 1 \end{aligned}$$

for every $\epsilon > 0$. Also, since $\tilde{\theta}$ is the unique maximizer of $\tilde{l}(\theta)$, $\tilde{l}(\tilde{\theta}) > \tilde{l}(\theta_0) - \epsilon/3$ for ϵ small. Combining these three,

$$\begin{aligned} &\mathbb{E}l(\tilde{\theta}) - \mathbb{E}l(\theta_0) \\ &> (\mathbb{E}l(\tilde{\theta}) - \tilde{l}(\tilde{\theta})) + (\tilde{l}(\tilde{\theta}) - \tilde{l}(\theta_0)) + (\tilde{l}(\theta_0) - \mathbb{E}l(\theta_0)) \\ &> -\epsilon, \end{aligned} \tag{A3.2}$$

with probability approaching 1. Notice that $\mathbb{E}l(\theta)$ is continuous in θ since $l(\theta)$ is so. Next, denote

$$\Theta_{\epsilon} \equiv \{\theta \in \Theta : \|\theta - \theta_0\| < \epsilon\}$$

for given $\epsilon > 0$. Here, since Θ is compact and Θ_{ϵ} is open, $\Theta_{\epsilon}^c \equiv \Theta \setminus \Theta_{\epsilon}$ is compact. This, together with the continuity of $\mathbb{E}l(\theta)$, indicates that there exists a $\theta^* \in \Theta_{\epsilon}^c$ such that $\mathbb{E}l(\theta^*) = \max_{\theta \in \Theta_{\epsilon}^c} \mathbb{E}l(\theta)$. On the other hand, θ_0 is the global maximizer of $\mathbb{E}l(\theta)$ over Θ by assumption, we may conclude that

$$\mathbb{E}l(\theta_0) > \mathbb{E}l(\theta^*),$$

For every small enough $\epsilon < \mathbb{E}l(\theta_0) - \mathbb{E}l(\theta^*)$, we have $\mathbb{E}l(\theta_0) - \mathbb{E}l(\tilde{\theta}) < \epsilon < \mathbb{E}l(\theta_0) - \mathbb{E}l(\theta^*)$ with probability approaching 1 by (A3.2), so that

$$\mathbb{E}l(\tilde{\theta}) > \mathbb{E}l(\theta^*)$$

with probability approaching 1. Now, since θ^* is the maximizer of $\mathbb{E}l(\theta)$ over Θ_{ϵ}^c , this implies $\tilde{\theta} \notin \Theta_{\epsilon}^c$, and thus

$$\|\tilde{\theta} - \theta_0\| \rightarrow_p 0$$

as $N, T \rightarrow \infty$.

For the asymptotic normality, standard technique applies. Consider a mean value expansion of $\sqrt{NT} \nabla_{\theta} \tilde{l}(\tilde{\theta}) = 0$ around θ_0 , i.e.,

$$0 = \sqrt{NT} \nabla_{\theta} \tilde{l}(\theta_0) + \nabla_{\theta\theta'} \tilde{l}(\bar{\theta}) \sqrt{NT} (\tilde{\theta} - \theta_0)$$

where $\bar{\theta}$ is a point on the segment connecting $\tilde{\theta}$ and θ_0 . By Lemma 5, we can immediately see

$$\sqrt{NT} (\tilde{\theta} - \theta_0) = -[\nabla_{\theta\theta'} \tilde{l}(\bar{\theta})]^{-1} \sqrt{NT} \nabla_{\theta} \tilde{l}(\theta_0)$$

$$\begin{aligned}
&= -[\nabla_{\theta\theta'} \tilde{l}(\bar{\theta})]^{-1} \sqrt{NT} \nabla_{\theta} l(\theta_0) + o_p(1) \\
&= -[H_{\theta\theta'}(\theta_0)]^{-1} \sqrt{NT} \nabla_{\theta} l(\theta_0) + o_p(1),
\end{aligned} \tag{A3.3}$$

where the last equality is because of $\nabla_{\theta\theta'} \tilde{l}(\bar{\theta}) - H_{\theta\theta'}(\theta_0) = o_p(1)$ with invertible $H_{\theta\theta'}(\theta_0)$. From here, the conclusion follows that

$$\sqrt{NT}(\tilde{\theta} - \theta_0) \rightarrow_d \mathcal{N}(0, \Sigma)$$

with the asymptotic covariance matrix

$$\Sigma = \lim_{N,T \rightarrow \infty} [H_{\theta\theta'}(\theta_0)]^{-1} \Omega(\theta_0) [H_{\theta\theta'}(\theta_0)]^{-1}$$

where

$$\begin{aligned}
\Omega(\theta_0) &= \lim_{N,T \rightarrow \infty} \frac{1}{NT} \sum_{i=1}^N \sum_{j=1}^N \sum_{t=1}^T \sum_{s=1}^T \mathbb{E}[\nabla_{\theta} l_{it}(\theta_0, \phi(\theta_0)) \nabla_{\theta'} l_{js}(\theta_0, \phi(\theta_0))] \\
&= \lim_{N,T \rightarrow \infty} \frac{1}{NT} \sum_{i=1}^N \sum_{t=1}^T \sum_{s=1}^T \mathbb{E}[\nabla_{\theta} l_{it}(\theta_0, \phi(\theta_0)) \nabla_{\theta'} l_{is}(\theta_0, \phi(\theta_0))]
\end{aligned}$$

provided that the cross-section is independent. The proof concludes here. ■

The next lemma presents the limiting random variable of $\sqrt{NT}(\tilde{\theta}_R - \tilde{\theta})$. This result is used to establish the asymptotic distributions of $\tilde{\xi}_{LR}$ and $\tilde{\xi}_{LM}$ which are written in terms of $\sqrt{NT}(\tilde{\theta}_R - \tilde{\theta})$.

Lemma 7 (Asymptotic representation about $\tilde{\theta}_R$) *Under Assumptions 1 to 3,*

$$\sqrt{NT}(\tilde{\theta}_R - \tilde{\theta}) = \Xi(\theta_0) \sqrt{NT} \nabla_{\theta} l(\theta_0) + o_p(1)$$

where, as in the main text,

$$\Xi(\theta_0) \equiv [H_{\theta\theta'}(\theta_0)]^{-1} [J(\theta_0)]' \left(J(\theta_0) [H_{\theta\theta'}(\theta_0)]^{-1} [J(\theta_0)]' \right)^{-1} J(\theta_0) [H_{\theta\theta'}(\theta_0)]^{-1}.$$

Proof. To start, note that the constrained maximization problem has the first-order conditions

$$\sqrt{NT} \nabla_{\theta} \tilde{l}(\tilde{\theta}_R) + [J(\tilde{\theta}_R)]' \sqrt{NT} \tilde{\lambda} = 0, \tag{A3.4}$$

$$\sqrt{NT} R(\tilde{\theta}_R) = 0. \tag{A3.5}$$

Because $\tilde{\theta}_R$ is a consistent estimator under the null hypothesis, $\sqrt{NT}(\tilde{\theta}_R - \theta_0) = O_p(1)$ following from a similar proof as in Lemma 6. Moreover, $\sqrt{NT} \tilde{\lambda} = O_p(1)$ which is implied by (A3.4) seeing $\sqrt{NT} \nabla_{\theta} \tilde{l}(\theta_0) = O_p(1)$ and $J(\theta_0)$ is of full row rank. Now, We mean-value expand $\sqrt{NT} \nabla_{\theta} \tilde{l}(\tilde{\theta}_R)$ around θ_0 to obtain

$$\begin{aligned}
\sqrt{NT} \nabla_{\theta} \tilde{l}(\tilde{\theta}_R) &= \sqrt{NT} \nabla_{\theta} \tilde{l}(\theta_0) + \nabla_{\theta\theta'} \tilde{l}(\bar{\theta}) \sqrt{NT}(\tilde{\theta}_R - \theta_0) \\
&= \sqrt{NT} \nabla_{\theta} \tilde{l}(\theta_0) + H_{\theta\theta'}(\theta_0) \sqrt{NT}(\tilde{\theta}_R - \theta_0) + o_p(1).
\end{aligned} \tag{A3.6}$$

where $\bar{\theta}$ is a point on the segment connecting $\tilde{\theta}_R$ and θ_0 ; and the last equality is because of $\nabla_{\theta\theta'} \tilde{l}(\bar{\theta}) \rightarrow_p H_{\theta\theta'}(\theta_0)$. Seeing $J(\tilde{\theta}_R) \rightarrow_p J(\theta_0)$ and $\sqrt{NT}\tilde{\lambda} = O_p(1)$, A combination of (A3.4) and (A3.6) yields

$$H_{\theta\theta'}(\theta_0)\sqrt{NT}(\tilde{\theta}_R - \theta_0) + [J(\theta_0)]' \sqrt{NT}\tilde{\lambda} = -\sqrt{NT}\nabla_{\theta}\tilde{l}(\theta_0) + o_p(1). \quad (\text{A3.7})$$

Similarly for equation (A3.5),

$$\begin{aligned} 0 &= \sqrt{NT}R(\tilde{\theta}_R) \\ &= \sqrt{NT}R(\theta_0) + J(\theta_0)\sqrt{NT}(\tilde{\theta}_R - \theta_0) + o_p(1) \\ &= J(\theta_0)\sqrt{NT}(\tilde{\theta}_R - \theta_0) + o_p(1). \end{aligned} \quad (\text{A3.8})$$

where the last equality is because of $\sqrt{NT}R(\theta_0) = 0$. Now, Equations (A3.7) and (A3.8) represent the system of linear equations

$$\begin{pmatrix} H_{\theta\theta'}(\theta_0) & [J(\theta_0)]' \\ J(\theta_0) & 0 \end{pmatrix} \begin{pmatrix} \sqrt{NT}(\tilde{\theta}_R - \theta_0) \\ \sqrt{NT}\tilde{\lambda} \end{pmatrix} = \begin{pmatrix} -\sqrt{NT}\nabla_{\theta}\tilde{l}(\theta_0) \\ 0 \end{pmatrix} + o_p(1) \quad (\text{A3.9})$$

which has the solution

$$\sqrt{NT}(\tilde{\theta}_R - \theta_0) = - \left([H_{\theta\theta'}(\theta_0)]^{-1} - \Xi(\theta_0) \right) \sqrt{NT}\nabla_{\theta}\tilde{l}(\theta_0) + o_p(1).$$

Invoking Lemma 5,

$$\sqrt{NT}(\tilde{\theta}_R - \theta_0) = - \left([H_{\theta\theta'}(\theta_0)]^{-1} - \Xi(\theta_0) \right) \sqrt{NT}\nabla_{\theta}l(\theta_0) + o_p(1). \quad (\text{A3.10})$$

The conclusion follows by subtracting (A3.3) in Lemma 6 from (A3.10). ■

A3.2 Proof of Theorem 1

Since $\tilde{\xi}_{LR}$, $\tilde{\xi}_{LM}$, and $\tilde{\xi}_{Wald}$ are constructed in the context of maximum likelihood, we make use of the information matrix equality here; i.e., let Σ in Lemma 6 reduce to $\Sigma = -\lim_{N,T \rightarrow \infty} [H_{\theta\theta'}(\theta_0)]^{-1}$. The proof of $\tilde{\xi}_{Wald} \rightarrow_d \chi^2(r)$ is then immediate by applying the delta method using the results from Lemma 6. This is, therefore, omitted here. Our proof strategy is to first show $\tilde{\xi}_{LR} = \tilde{\xi} + o_p(1)$ and $\tilde{\xi}_{LM} = \tilde{\xi} + o_p(1)$ where

$$\tilde{\xi} \equiv -\sqrt{NT} \left(\tilde{\theta}_R - \tilde{\theta} \right)' H_{\theta\theta'}(\theta_0) \sqrt{NT} \left(\tilde{\theta}_R - \tilde{\theta} \right).$$

Then we show $\tilde{\xi} \rightarrow_d \chi^2(r)$. We take the consistency of $\tilde{\theta}_R$ given, since the proof is analogous to that of $\tilde{\theta}$ under H_0 .

We start from showing $\tilde{\xi}_{LR} = \tilde{\xi} + o_p(1)$. In particular, a mean value expansion of $\tilde{l}(\tilde{\theta}_R)$ around $\tilde{\theta}$ gives

$$\tilde{l}(\tilde{\theta}_R) = \tilde{l}(\tilde{\theta}) + \nabla_{\theta'} \tilde{l}(\tilde{\theta}) \left(\tilde{\theta}_R - \tilde{\theta} \right) + \frac{1}{2} \left(\tilde{\theta}_R - \tilde{\theta} \right)' \nabla_{\theta\theta'} \tilde{l}(\bar{\theta}) \left(\tilde{\theta}_R - \tilde{\theta} \right)$$

where $\bar{\theta}$ is on the segment connecting $\tilde{\theta}_R$ and $\tilde{\theta}$. Since $\nabla_{\theta'} \tilde{l}(\tilde{\theta}) = 0$ and $\nabla_{\theta\theta'} \tilde{l}(\tilde{\theta}) - H_{\theta\theta'}(\theta_0) = o_p(1)$, we immediately have

$$\begin{aligned}\tilde{\xi}_{LR} &= -NT \left(\tilde{\theta}_R - \tilde{\theta} \right)' \nabla_{\theta\theta'} \tilde{l}(\tilde{\theta}) \left(\tilde{\theta}_R - \tilde{\theta} \right) \\ &= \tilde{\xi} + o_p(1).\end{aligned}$$

Similarly for $\tilde{\xi}_{LM}$, we have

$$\begin{aligned}\sqrt{NT} \nabla_{\theta} \tilde{l}(\tilde{\theta}_R) &= \sqrt{NT} \nabla_{\theta} \tilde{l}(\tilde{\theta}) + \nabla_{\theta\theta'} \tilde{l}(\tilde{\theta}) \sqrt{NT} \left(\tilde{\theta}_R - \tilde{\theta} \right) \\ &= H_{\theta\theta'}(\theta_0) \sqrt{NT} \left(\tilde{\theta}_R - \tilde{\theta} \right) + o_p(1),\end{aligned}$$

where $\bar{\theta}$ is on the segment connecting $\tilde{\theta}_R$ and $\tilde{\theta}$. Noticing $\nabla_{\theta\theta'} \tilde{l}(\tilde{\theta}_R) - H_{\theta\theta'}(\theta_0) = o_p(1)$, it follows from the definition of $\tilde{\xi}_{LM}$ that

$$\begin{aligned}\tilde{\xi}_{LM} &= -\sqrt{NT} \left(\tilde{\theta}_R - \tilde{\theta} \right)' H_{\theta\theta'}(\theta_0) \left[\nabla_{\theta\theta'} \tilde{l}(\tilde{\theta}_R) \right]^{-1} H_{\theta\theta'}(\theta_0) \sqrt{NT} \left(\tilde{\theta}_R - \tilde{\theta} \right) + o_p(1) \\ &= \tilde{\xi} + o_p(1).\end{aligned}$$

Now, by Lemma 7, we have

$$\begin{aligned}\tilde{\xi} &= -\sqrt{NT} \nabla_{\theta'} l(\theta_0) [\Xi(\theta_0)]' H_{\theta\theta'}(\theta_0) \Xi(\theta_0) \sqrt{NT} \nabla_{\theta} l(\theta_0) + o_p(1) \\ &= -\sqrt{NT} \nabla_{\theta'} l(\theta_0) [H_{\theta\theta'}(\theta_0)]^{-1} [J(\theta_0)]' \left(J(\theta_0) [H_{\theta\theta'}(\theta_0)]^{-1} [J(\theta_0)]' \right)^{-1} J(\theta_0) [H_{\theta\theta'}(\theta_0)]^{-1} \sqrt{NT} \nabla_{\theta} l(\theta_0) + o_p(1).\end{aligned}$$

Seeing $\sqrt{NT} \nabla_{\theta} l(\theta_0) \rightarrow_d \mathcal{N}(0, -\lim_{N,T \rightarrow \infty} H_{\theta\theta'}(\theta_0))$, an invocation of the delta method gives

$$J(\theta_0) [H_{\theta\theta'}(\theta_0)]^{-1} \sqrt{NT} \nabla_{\theta} l(\theta_0) \rightarrow_d \mathcal{N} \left(0, -J(\theta_0) \lim_{N,T \rightarrow \infty} [H_{\theta\theta'}(\theta_0)]^{-1} [J(\theta_0)]' \right).$$

We therefore conclude here that the quadratic form $\tilde{\xi} \rightarrow_d \chi^2(r)$. The degree of freedom is r because the dimension of $J(\theta_0) [H_{\theta\theta'}(\theta_0)]^{-1} \sqrt{NT} \nabla_{\theta'} l(\theta_0)$ is in fact $r \times 1$.

References

- Andersen, E. B. (1970). Asymptotic properties of conditional maximum-likelihood estimators. *Journal of the Royal Statistical Society. Series B (Methodological)* 32(2), 283–301.
- Arellano, M. and S. Bond (1991). Some tests of specification for panel data: Monte carlo evidence and an application to employment equations. *The review of economic studies* 58(2), 277–297.
- Arellano, M. and S. Bonhomme (2009). Robust priors in nonlinear panel data models. *Econometrica* 77(2), 489–536.
- Arellano, M. and J. Hahn (2016). A likelihood-based approximate solution to the incidental parameter problem in dynamic nonlinear models with multiple effects. *Global Economic Review* 45(3), 251–274.

- Bai, J. (2009). Panel data models with interactive fixed effects. *Econometrica* 77(4), 1229–1279.
- Bai, J. (2013). Fixed-effects dynamic panel models, a factor analytical method. *Econometrica* 81(1), 285–314.
- Bellio, R., I. Kosmidis, A. Salvan, and N. Sartori (2023). Parametric bootstrap inference for stratified models with high-dimensional nuisance specifications. *Statistica Sinica* 33(2).
- Chamberlain, G. (1980). Analysis of covariance with qualitative data. *The Review of Economic Studies* 47(1), 225–238.
- Charbonneau, K. B. (2017). Multiple fixed effects in binary response panel data models. *The Econometrics Journal* 20(3), S1–S13.
- Chen, M., I. Fernández-Val, and M. Weidner (2021). Nonlinear factor models for network and panel data. *Journal of Econometrics* 220(2), 296–324.
- Cox, D. R. and E. J. Snell (1968). A general definition of residuals. *Journal of the Royal Statistical Society. Series B (Methodological)* 30(2), 248–275.
- De Bin, R., N. Sartori, T. A. Severini, et al. (2015). Integrated likelihoods in models with stratum nuisance parameters. *Electronic Journal of Statistics* 9(1), 1474–1491.
- Dhaene, G. and K. Jochmans (2015). Split-panel jackknife estimation of fixed-effect models. *The Review of Economic Studies* 82(3), 991–1030.
- Dhaene, G. and Y. Sun (2021). Second-order corrected likelihood for nonlinear panel models with fixed effects. *Journal of Econometrics* 220(2), 227–252. Annals Issue: Celebrating 40 Years of Panel Data Analysis: Past, Present and Future.
- Fan, J. and Q. Yao (2003). *Nonlinear time series: nonparametric and parametric methods*. Springer Science & Business Media.
- Fernández-Val, I. and M. Weidner (2016). Individual and time effects in nonlinear panel models with large N, T . *Journal of Econometrics* 192(1), 291–312.
- Fernández-Val, I. and M. Weidner (2017). Fixed effect estimation of large t panel data models. *Unpublished manuscript*.
- Galvao, A. F. and K. Kato (2016). Smoothed quantile regression for panel data. *Journal of Econometrics* 193(1), 92–112.
- Hahn, J. and G. Kuersteiner (2002). Asymptotically unbiased inference for a dynamic panel model with fixed effects when both n and T are large. *Econometrica* 70(4), 1639–1657.
- Hahn, J. and G. Kuersteiner (2011). Bias reduction for dynamic nonlinear panel models with fixed effects. *Econometric Theory* 27(06), 1152–1191.
- Hahn, J. and H. R. Moon (2006). Reducing bias of MLE in a dynamic panel model. *Econometric Theory* 22(3), 499–512.
- Hahn, J. and W. Newey (2004). Jackknife and analytical bias reduction for nonlinear panel models. *Econometrica* 72(4), 1295–1319.

- Hayashi, F. (2000). *Econometrics*. Princeton University Press.
- Hong, S., L. Su, and T. Jiang (2022). Profile gmm estimation of panel data models with interactive fixed effects. *Journal of Econometrics*.
- Jochmans, K. and T. Otsu (2019). Likelihood corrections for two-way models. *Annals of Economics and Statistics* (134), 227–242.
- Kosmidis, I. (2014). Bias in parametric estimation: reduction and useful side-effects. *WIREs Computational Statistics* 6(3), 185–196.
- Lancaster, T. (2000). The incidental parameter problem since 1948. *Journal of Econometrics* 95(2), 391–413.
- Lancaster, T. (2002). Orthogonal parameters and panel data. *The Review of Economic Studies* 69(3), 647–666.
- Moon, H. R. and M. Weidner (2015). Dynamic linear panel regression models with interactive fixed effects. *Econometric Theory* 33(1), 1–38.
- Neyman, J. and E. L. Scott (1948). Consistent estimates based on partially consistent observations. *Econometrica* 16(1), 1–32.
- Pace, L. and A. Salvan (2006). Adjustments of the profile likelihood from a new perspective. *Journal of Statistical Planning and Inference* 136(10), 3554–3564.
- Rasch, G. (1961). On general laws and the meaning of measurement. In *Psychology, Proceedings of the Fourth Berkeley Symposium on Mathematical Statistics and Probability; University of California Press: Oakland, CA, USA*, Volume 5, pp. 321–333.
- Sartori, N. (2003). Modified profile likelihoods in models with stratum nuisance parameters. *Biometrika* 90(3), 533–549.
- Schumann, M. (2022). Second-order bias reduction for nonlinear panel data models with fixed effects based on expected quantities. *Econometric Theory*, 1–44.

Supplementary Appendix for Debiased inference for dynamic nonlinear models with two-way fixed effects

Xuan Leng ^{*}

Yutao Sun ^{†‡}

Abstract

This is the supplementary appendix for “Debiased inference for dynamic nonlinear models with two-way fixed effects”. In this supplementary appendix, we provide the alternative form of the corrected likelihood in the absence of Assumption 1(v) and show some additional simulation results.

Keywords: two-way fixed effects, incidental parameter problem, analytical bias correction, dynamic nonlinear models

JEL Classification C23

S1 Alternative form of corrected likelihood

S1.1 Alternative corrected likelihood

In the following proposition, we provide an alternative form of Proposition 1 that is without Assumption 1(v). As argued in the main text, the corrected likelihood would have a slightly more complicated form without Assumption 1(v). In particular, without this Assumption, the bias correction term is expressed as a matrix trace instead of two additive terms $\widehat{b}(\theta)/T + \widehat{d}(\theta)/N$.

Proposition S1.1 (alternative corrected likelihood) *Under Assumptions 1(i) to 1(iv), for large enough N, T and uniformly over Θ :*

(i) *The likelihood $\widehat{l}(\theta)$ admits*

$$\mathbb{E}l(\theta) = \mathbb{E}\widehat{l}(\theta) + \frac{1}{2} \text{tr} \left[H_{\phi\phi'}^{-1}(\theta) G_{\phi\phi'}(\theta) \right] + o\left(N^{-1/2}T^{-1/2}\right) \quad (\text{S1.1})$$

with, as in Lemma 2,

$$\begin{aligned} G_{\phi\phi'}(\theta) &= \begin{pmatrix} G_{\alpha\alpha'}(\theta) & G_{\alpha\gamma'}(\theta) \\ G_{\gamma\alpha'}(\theta) & G_{\gamma\gamma'}(\theta) \end{pmatrix}, \\ G_{\alpha\alpha'}(\theta) &= \text{diag} \mathbb{E} [\partial_{\alpha_i} l(\theta) \partial_{\alpha_i} l(\theta)], & G_{\gamma\gamma'}(\theta) &= [\mathbb{E} [\partial_{\gamma_t} l(\theta) \partial_{\gamma_{t'}} l(\theta)]]_{t,t'}^{T,T} \\ G_{\alpha\gamma'}(\theta) &= [\mathbb{E} [\partial_{\alpha_i} l(\theta) \partial_{\gamma_t} l(\theta)]]_{i,t}^{N,T}, & G_{\gamma\alpha'}(\theta) &= G'_{\alpha\gamma'}(\theta) \end{aligned}$$

where $[a_{m,n}]_{m,n}^{M,N}$ denotes a matrix with (m,n) th element being $a_{m,n}$ for $m = 1, \dots, M$ and $n = 1, \dots, N$.

^{*}School of Economics, Xiamen University, Xiamen (361000), China. Email: xleng@xmu.edu.cn.

[†]Institute for Advanced Economic Research, Dongbei University of Finance and Economics, Dalian (116000), China. Email: yutao.sun@iaer.dev.

[‡]Corresponding Author.

(ii) The corrected likelihood $\tilde{l}(\theta)$ satisfies

$$\mathbb{E}l(\theta) = \mathbb{E}\tilde{l}(\theta) + o\left(N^{-1/2}T^{-1/2}\right) \quad (\text{S1.2})$$

where

$$\begin{aligned} \tilde{l}(\theta) &\equiv \hat{l}(\theta) + \frac{1}{2} \text{tr} \left[\hat{H}_{\phi\phi'}^{-1}(\theta) \hat{G}_{\phi\phi'}(\theta) \right], \\ \hat{G}_{\phi\phi'}(\theta) &\equiv \begin{pmatrix} \hat{G}_{\alpha\alpha'}(\theta) & \hat{G}_{\alpha\gamma'}(\theta) \\ \hat{G}_{\gamma\alpha'}(\theta) & \hat{G}_{\gamma\gamma'}(\theta) \end{pmatrix}, \\ \hat{G}_{\alpha\alpha'}(\theta) &\equiv \frac{1}{N^2T^2} \text{diag} \hat{S}_i^{\alpha'}(\theta) W_\tau \hat{S}_i^\alpha(\theta), \quad \hat{G}_{\gamma\gamma'}(\theta) \equiv \left[\frac{1}{N^2T^2} \hat{S}_t^{\gamma'}(\theta) \hat{S}_t^\gamma(\theta) \right]_{t,t'}^{T,T}, \\ \hat{G}_{\alpha\gamma'}(\theta) &\equiv \left[\frac{1}{N^2T^2} \hat{S}_i^{\alpha'}(\theta) \iota_T \hat{S}_{it}^\gamma(\theta) \right]_{i,t}^{N,T}, \quad \hat{G}_{\gamma\alpha'}(\theta) \equiv \hat{G}_{\alpha\gamma'}'(\theta) \end{aligned}$$

where $\hat{S}_{it}^\gamma(\theta)$ is $s_{it}^\gamma(\theta) \equiv \partial_{\gamma_t} l_{it}(\theta, \phi(\theta)) - \mathbb{E} \partial_{\gamma_t} l_{it}(\theta, \phi(\theta))$ but with $\phi(\theta)$ replaced with $\hat{\phi}(\theta)$ and ι_T is a $T \times 1$ column vector of 1.

Proof. It shall be clear from the proof of Proposition 1 that Equation (S1.1) is an intermediate result of (3.2) in Proposition 1. Therefore, we omit the proof of (S1.1) and focus on Equation (S1.2) here.

In fact, the proof of Equation (S1.2) is rather straightforward. Observing $\hat{H}_{\phi\phi'}^{-1}(\theta) \rightarrow_p H_{\phi\phi'}^{-1}(\theta)$ under our setting, we only need to show $\|\hat{G}_{\phi\phi'}(\theta) - G_{\phi\phi'}(\theta)\| = o_p(N^{-3/2}T^{-3/2})$. For $\hat{G}_{\alpha\alpha'}(\theta)$ and $\hat{G}_{\gamma\gamma'}(\theta)$, by the same argument as in the proof of (3.2) in Proposition 1,

$$\begin{aligned} \mathbb{E}[\partial_{\alpha_i} l(\theta) \partial_{\alpha_i} l(\theta)] &= \frac{1}{N^2T^2} \mathbb{E} S_i^{\alpha'}(\theta) 1_T S_i^\alpha(\theta), \\ \mathbb{E}[\partial_{\gamma_t} l(\theta) \partial_{\gamma_t} l(\theta)] &= \frac{1}{N^2T^2} \mathbb{E} S_t^{\gamma'}(\theta) S_t^\gamma(\theta). \end{aligned}$$

From here, repeating the same technique in the proof of (3.3) in Proposition 1,

$$\|\hat{G}_{\alpha\alpha'}(\theta) - G_{\alpha\alpha'}(\theta)\| = o_p(N^{-3/2}T^{-3/2}), \quad \|\hat{G}_{\gamma\gamma'}(\theta) - G_{\gamma\gamma'}(\theta)\| = o_p(N^{-3/2}T^{-3/2}).$$

For $G_{\alpha\gamma'}(\theta)$, repeating the same argument as in the proof of Lemma 2,

$$\mathbb{E}[\partial_{\alpha_i} l(\theta) \partial_{\gamma_t} l(\theta)] = \frac{1}{N^2T^2} \mathbb{E} S_i^{\alpha'}(\theta) \iota_T s_{it}^\gamma(\theta).$$

It is also immediate from here that $\|\hat{G}_{\alpha\gamma'}(\theta) - G_{\alpha\gamma'}(\theta)\| = o_p(N^{-3/2}T^{-3/2})$. ■

S1.2 Numerical examination of Schur complements

In this appendix, we present a brief numerical examination of Assumption 1(v) for the models involved in our simulation. We suppress the dependency on θ whenever possible in this appendix for simplicity. The purpose is to investigate if $\mathbf{A}_T \equiv \|A^{-1}\|/T$ and $\mathbf{B}_N \equiv \|B^{-1}\|/N$ are, respectively, T - and N -invariant, where

$$A \equiv H_{\gamma\gamma'} - H_{\gamma\alpha'} H_{\alpha\alpha'}^{-1} H_{\alpha\gamma'}, \quad B \equiv H_{\alpha\alpha'} - H_{\alpha\gamma'} H_{\gamma\gamma'}^{-1} H_{\gamma\alpha'}.$$

We use exactly the same simulation designs as in Section 4 except the following. For each model, we consider two sequences of N, T : i), $N = 100$ with $T \in \mathcal{T} \equiv \{10, 20, \dots, 1000\}$ (with the increment

being 10); and ii), $N \in \mathcal{T}$ with $T = 100$. (We have tried but have decided to abandon $N, T \in \mathcal{T}$ because we would run into an insufficient memory problem.) Under i), we generate a data set and calculate \mathbf{A}_T for each T ; and under ii), we do the same to obtain \mathbf{B}_N for each N . Note that, for each T (and N), \mathbf{A}_T (and \mathbf{B}_N) is calculated on a single simulated data set. In addition, the expectations involved in A and B are calculated using analytical formulas. For instance, a probit model with the observation-level likelihood

$$l_{it}(\theta, \phi) = Y_{it} \ln \Phi(\pi_{it}(\theta, \alpha_i, \gamma_t)) + (1 - Y_{it}) \ln \Phi(-\pi_{it}(\theta, \alpha_i, \gamma_t))$$

has the expected likelihood

$$\mathbb{E}l_{it}(\theta, \phi) = P_{it} \ln \Phi(\pi_{it}(\theta, \alpha_i, \gamma_t)) + (1 - P_{it}) \ln \Phi(-\pi_{it}(\theta, \alpha_i, \gamma_t))$$

where $P_{it} \equiv \Pr(Y_{it} = 1 | X_{it})$ and π_{it} is the linear index as in Example 1. P_{it} can easily be calculated analytically and the derivatives can be calculated from $\mathbb{E}l_{it}(\theta, \phi)$.

To investigate the T -invariance of \mathbf{A}_T , we then calculate the first difference $\Delta \mathbf{A}_T \equiv \log \mathbf{A}_T - \log \mathbf{A}_{T-1}$ and regress $\Delta \mathbf{A}_T$ on $\iota_{|\mathcal{T}|}$ (a vector of 1 of length $|\mathcal{T}|$ where $|\mathcal{T}|$ is the cardinality of \mathcal{T}). Finally, we seek to verify if the coefficient for ι_T is statistically insignificant. The intuition is the following. If \mathbf{A}_T or, equivalently, $\log \mathbf{A}_T$ is T -invariant, then first-differencing $\log \mathbf{A}_T$ will remove all the T -invariant components in it so that the mean would be 0. We repeat this experiment for $\theta = \theta_0 + \delta$ with $\delta \in \{-0.3, 0, 0.3\}$. The N -invariance of \mathbf{B}_N is verified in the same way. Table S1.1 presents the results of this experiments. In short, we find that in all designs, the means of $\Delta \mathbf{A}_T$ and $\Delta \mathbf{B}_N$ are all very close to zero and the t -tests with $H_0 : \mathbb{E} \Delta \mathbf{A}_T = 0$ or $H_0 : \mathbb{E} \Delta \mathbf{B}_N = 0$ all accept the null hypothesis. From this point, we conclude that Assumption 1(v) seems satisfied on the models involved in our simulation.

Table S1.1: Estimated means and associated p -value of $\Delta\mathbf{A}_T$ and $\Delta\mathbf{B}_N$

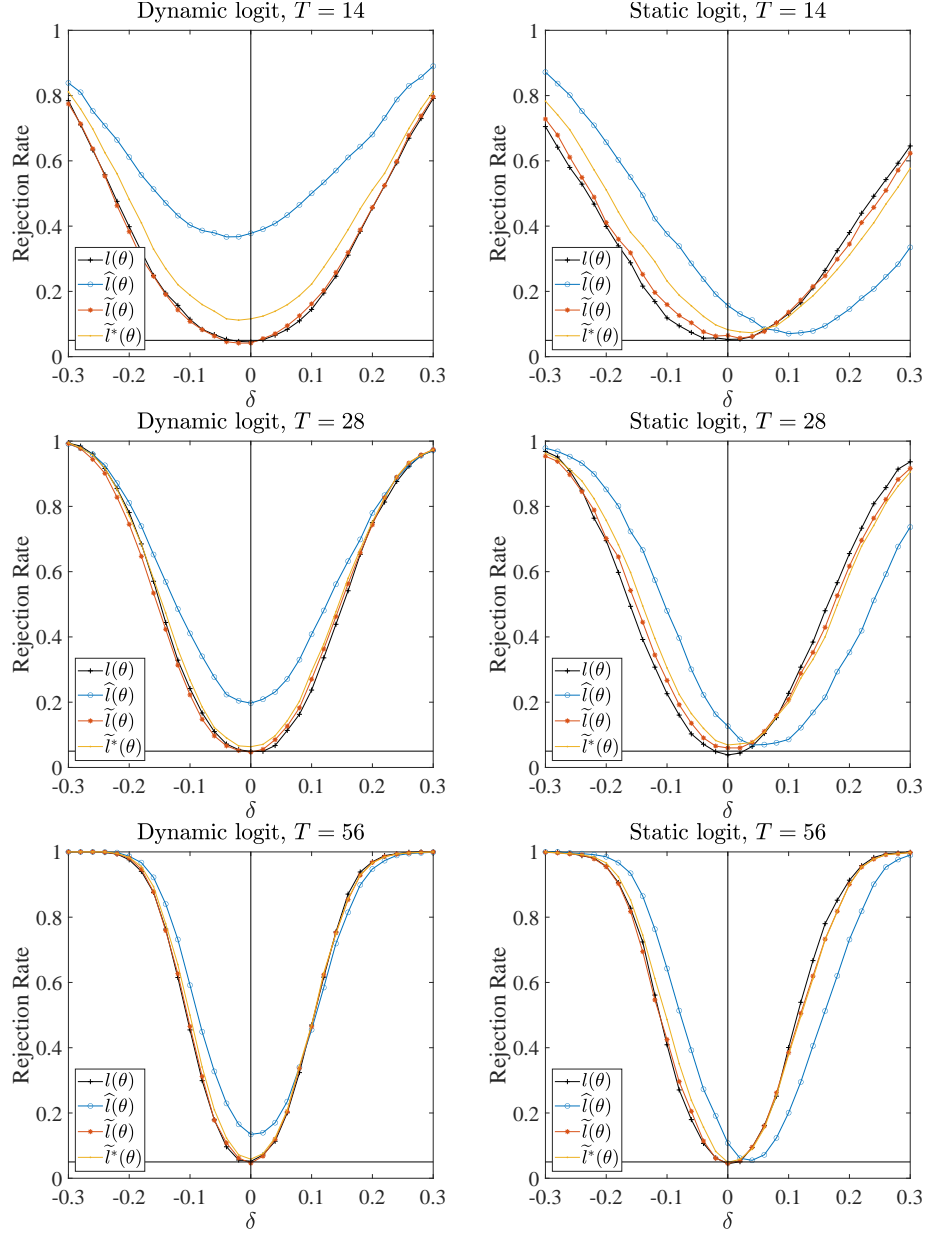
Probit						Logit			
δ	Dynamic		Static		Dynamic		Static		
	Est.	Sig.	Est.	Sig.	Est.	Sig.	Est.	Sig.	
$\varphi_{it} \equiv \alpha_i + \gamma_t$									
$\Delta \mathbf{A}_T$	-0.3	-0.169	0.460	-0.010	0.950	0.012	0.941	-0.010	0.953
$\Delta \mathbf{A}_T$	0	-0.033	0.813	-0.009	0.962	-0.026	0.884	-0.053	0.714
$\Delta \mathbf{A}_T$	0.3	-0.004	0.881	0.017	0.923	0.027	0.858	-0.018	0.901
$\Delta \mathbf{B}_N$	-0.3	-0.015	0.915	0.011	0.940	-0.012	0.944	-0.021	0.894
$\Delta \mathbf{B}_N$	0	-0.019	0.938	-0.009	0.975	-0.043	0.753	-0.025	0.852
$\Delta \mathbf{B}_N$	0.3	-0.010	0.940	-0.037	0.870	-0.011	0.937	-0.045	0.749
$\varphi_{it} \equiv \alpha_i U_{it} + \gamma_t$									
$\Delta \mathbf{A}_T$	-0.3	-0.002	0.960	0.002	0.941	0.002	0.896	0.001	0.942
$\Delta \mathbf{A}_T$	0	-0.003	0.921	-0.001	0.969	0.002	0.890	0.001	0.964
$\Delta \mathbf{A}_T$	0.3	-0.003	0.931	-0.001	0.968	0.002	0.886	0.000	0.990
$\Delta \mathbf{B}_N$	-0.3	0.028	0.757	0.008	0.911	0.002	0.922	0.008	0.709
$\Delta \mathbf{B}_N$	0	0.018	0.860	0.007	0.908	0.002	0.946	0.007	0.681
$\Delta \mathbf{B}_N$	0.3	0.015	0.875	0.008	0.899	0.001	0.952	0.007	0.675
$\varphi_{it} \equiv \alpha_i U_{it} + \gamma_t V_{it}$									
$\Delta \mathbf{A}_T$	-0.3	0.003	0.932	0.009	0.767	-0.000	0.995	-0.002	0.881
$\Delta \mathbf{A}_T$	0	0.006	0.849	0.008	0.753	0.000	0.982	-0.003	0.856
$\Delta \mathbf{A}_T$	0.3	0.008	0.791	0.007	0.763	0.001	0.947	-0.004	0.827
$\Delta \mathbf{B}_N$	-0.3	-0.002	0.988	-0.023	0.738	0.007	0.815	0.005	0.806
$\Delta \mathbf{B}_N$	0	-0.003	0.979	0.004	0.955	0.006	0.822	0.004	0.841
$\Delta \mathbf{B}_N$	0.3	-0.011	0.919	0.011	0.852	0.007	0.796	0.004	0.800

Notes: The estimated means for $\Delta\mathbf{A}_T = \log \mathbf{A}_T - \log \mathbf{A}_{T-1}$ with $\mathbf{A}_T \equiv \|A^{-1}\|/T$, $N = 100$, $T \in \{10, 20, \dots, 1000\}$, and $\theta = \theta_0 + \delta$; and for $\Delta\mathbf{B}_N = \log \mathbf{B}_N - \log \mathbf{B}_{N-1}$ with $\mathbf{B}_N \equiv \|B^{-1}\|/N$, $N \in \{10, 20, \dots, 1000\}$, $T = 100$, and $\theta = \theta_0 + \delta$. Est. is the estimated mean and Sig. is the p -value of a t -test of $H_0 : \mathbb{E}\Delta\mathbf{A}_T = 0$ or $H_0 : \mathbb{E}\Delta\mathbf{B}_N = 0$. The model is $Y_{it} = 1(\rho_0 Y_{it-1} + X_{it}\beta_0 + \varphi_{it} + \varepsilon_{it} > 0)$ with $Y_{i0} = 1(\beta_0 X_{i0} + \varphi_{i0} + \varepsilon_{i0} > 0)$ for dynamic model and $Y_{it} = 1(X_{it}\beta_0 + \varphi_{it} + \varepsilon_{it} > 0)$ for static model, where φ_{it} is given in the table. The true value is $\theta_0 = (\rho_0, \beta_0)' = (0.5, 1)'$ for the dynamic model and $\theta_0 = \beta_0 = 1$ for the static model, $1(\cdot)$ is the indicator function, ε_{it} is standard-normally distributed for the probit model and standard-logistically distributed for the logit model. $\{\alpha_{i0}, \gamma_{t0}, \gamma_{00}\} \sim \mathcal{N}(0, 1/16)$, and $X_{it} = X_{it-1}/2 + \alpha_{i0} + \gamma_{t0} + \nu_{it}$ with $\nu_{it} \sim \mathcal{N}(0, 1/2)$ and $X_{i0} \sim \mathcal{N}(0, 1)$. U_{it} and V_{it} are generated in the same way as X_{it} .

S2 Extra simulation results

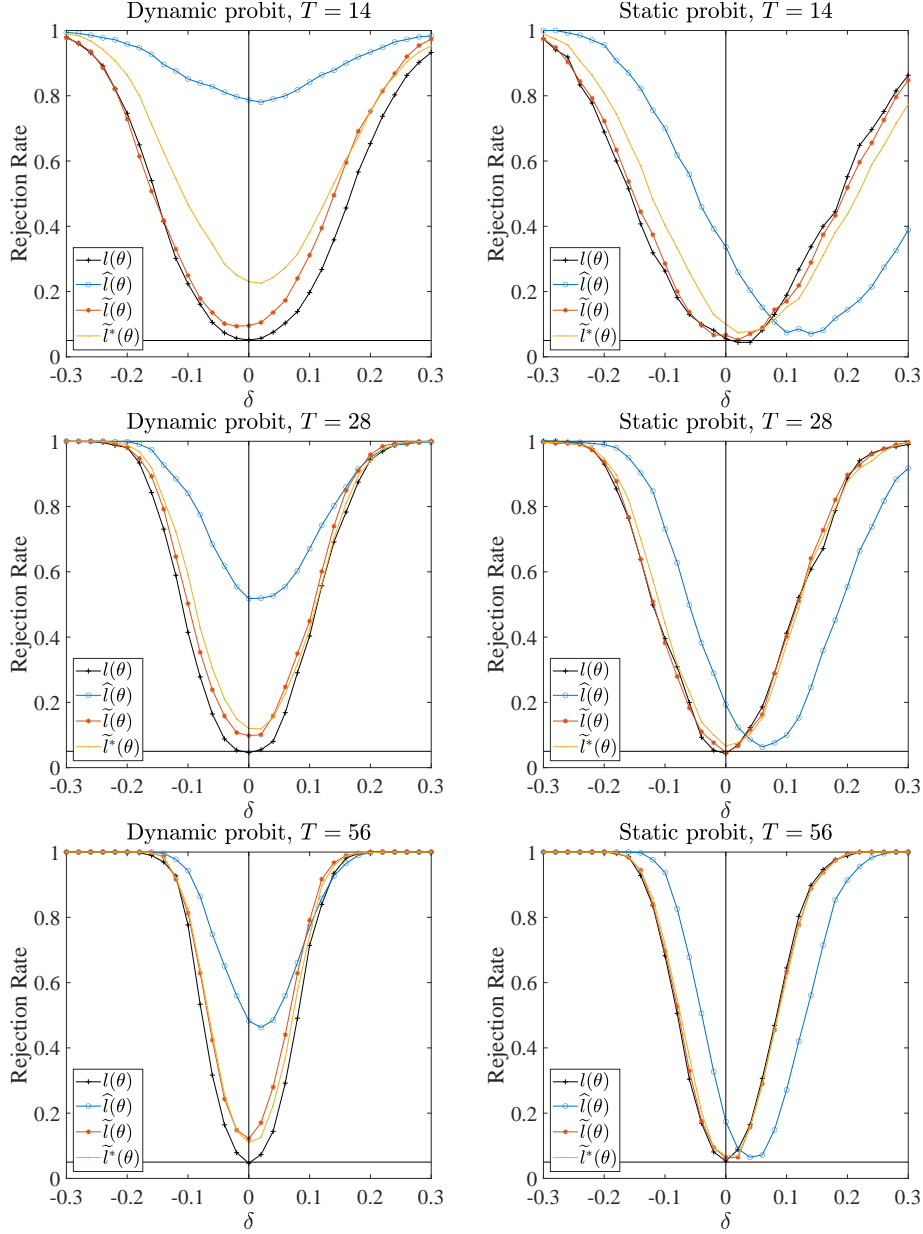
S2.1 Extra results for the LR test

Figure S2.1: Size and power of LR tests for logit model with $\alpha_i U_{it} + \gamma_t V_{it}$



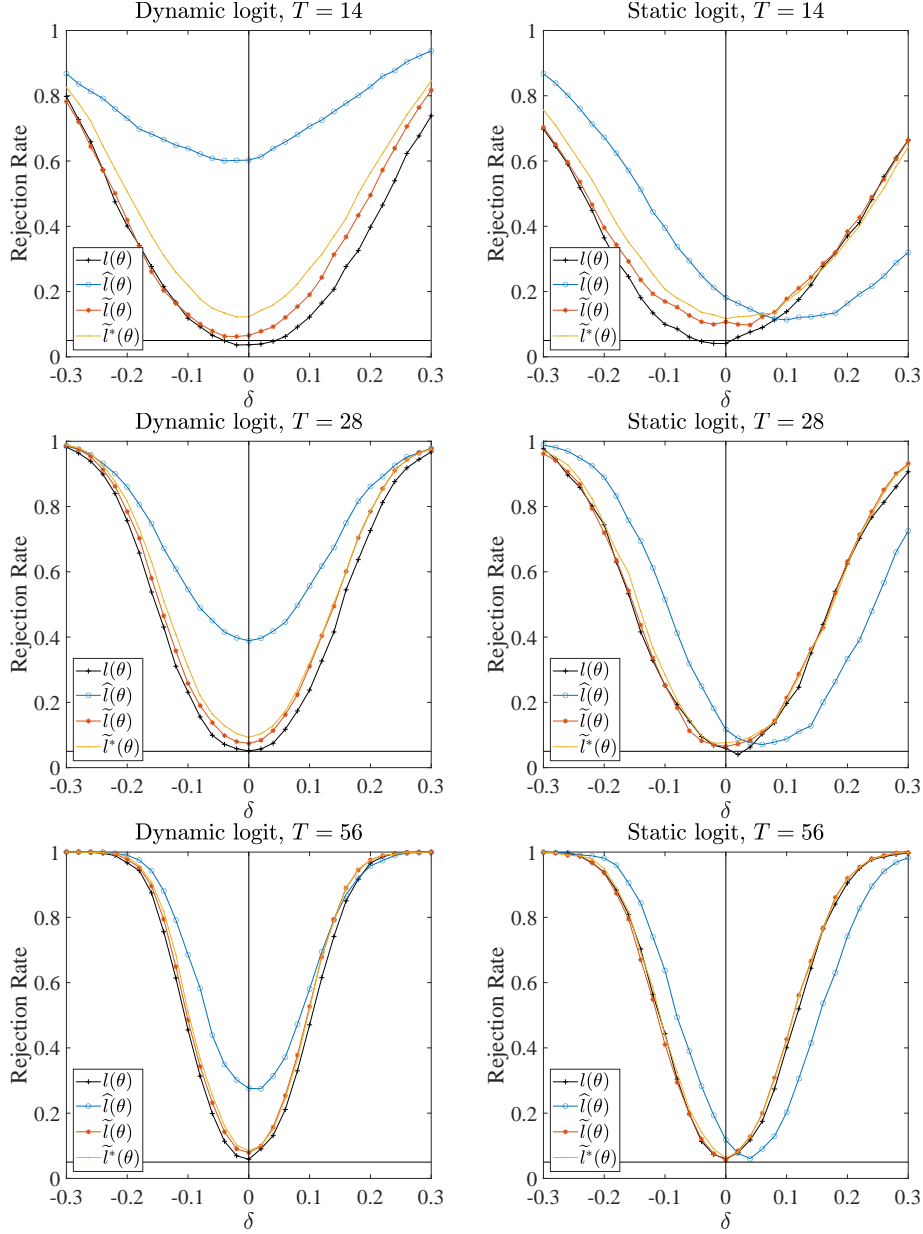
Notes: The plotted curves are the rejection rates of the LR tests based on $l(\theta)$ (+), $\hat{l}(\theta)$ (o), $\tilde{l}(\theta)$ (*), and $\tilde{l}^*(\theta)$ (·) calculated over 1000 replications. The dynamic model is $Y_{it} = 1(\rho_0 Y_{it-1} + \beta_0 X_{it} + \alpha_{i0} U_{it} + \gamma_{t0} V_{it} + \varepsilon_{it} > 0)$ and the static $Y_{it} = 1(\beta_0 X_{it} + \alpha_{i0} U_{it} + \gamma_{t0} V_{it} + \varepsilon_{it} > 0)$, where the true value $\theta_0 = (\rho_0, \beta_0)' = (0.5, 1)'$ for the dynamic model and $\theta_0 = \beta_0 = 1$ for the static model respectively, $1(\cdot)$ is the indicator function, ε_{it} is standard-logistically distributed, $X_{it} = X_{it-1}/2 + \alpha_{i0} + \gamma_{t0} + \nu_{it}$ with $\nu_{it} \sim \mathcal{N}(0, 1/2)$, and $\{\alpha_{i0}, \gamma_{t0}\} \sim \mathcal{N}(0, 1/16)$. U_{it} and V_{it} are generated in the same way as X_{it} . $N = 56$. The null is at $\theta_0 + \delta$ where, as depicted on the horizontal axis, $\delta \in \{-0.3, 0.28, \dots, 0.3\}$. The vertical line is at the true value and the horizontal at the significance level 5%.

Figure S2.2: Statistical power and size of LR tests for probit model with $\alpha_i + \gamma_t$



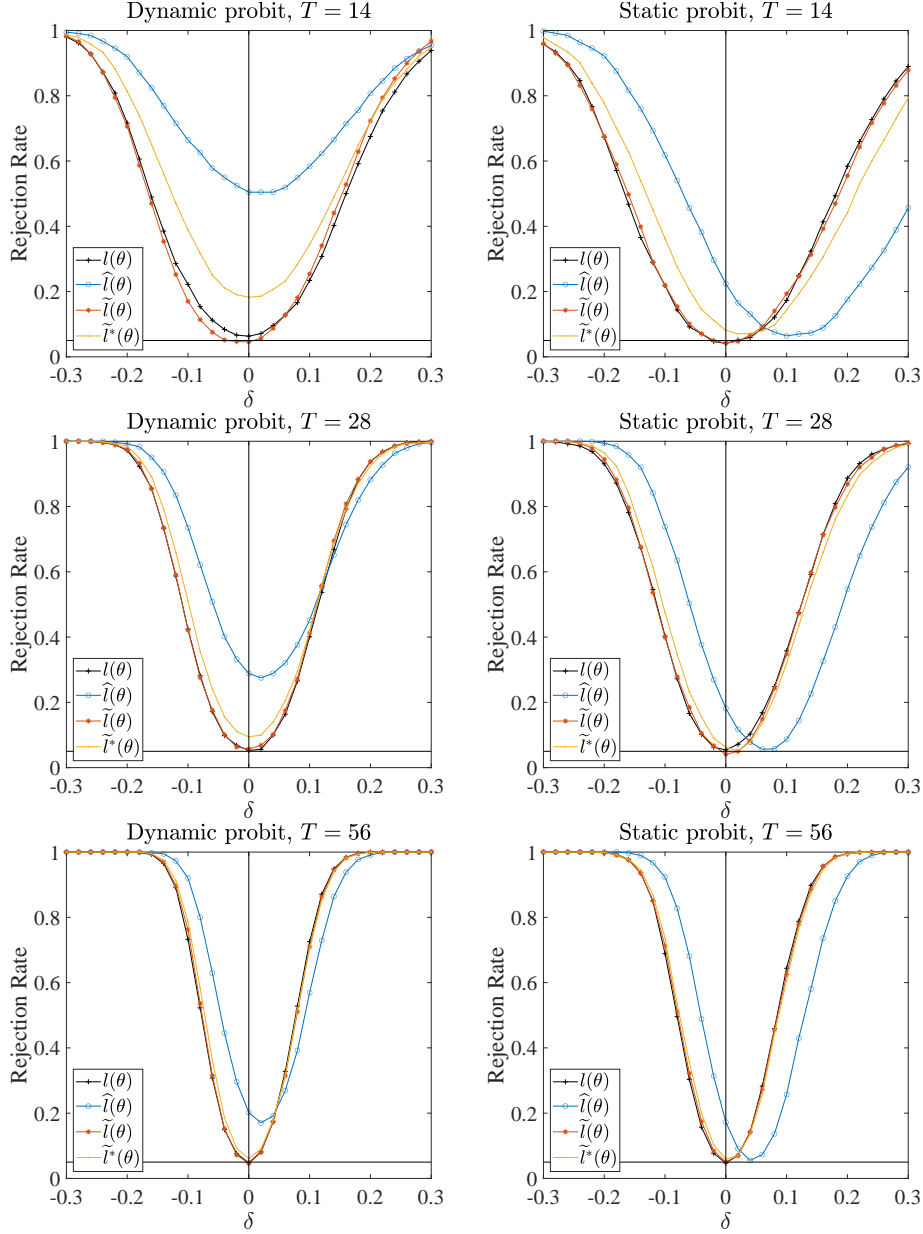
Notes: The plotted curves are the rejection rates of the LR tests based on $l(\theta)$ (+), $\hat{l}(\theta)$ (o), $\tilde{l}(\theta)$ (*), and $\tilde{l}^*(\theta)$ (.) calculated over 1000 replications. $N = 56$. The model is $Y_{it} = 1(\rho_0 Y_{it-1} + X_{it}\beta_0 + \alpha_{i0} + \gamma_{t0} + \varepsilon_{it} > 0)$ for the dynamic model with $Y_{i0} = 1(\beta_0 X_{i0} + \alpha_{i0} + \gamma_{00} + \varepsilon_{i0} > 0)$ and $Y_{it} = 1(X_{it}\beta_0 + \alpha_{i0} + \gamma_{t0} + \varepsilon_{it} > 0)$ for the static model where the true value $\theta_0 = (\rho_0, \beta_0)' = (0.5, 1)'$ for the dynamic model and $\theta_0 = \beta_0 = 1$ for the static model, $1(\cdot)$ is the indicator function, ε_{it} is standard-normally distributed, $\{\alpha_{i0}, \gamma_{t0}, \gamma_{00}\} \sim \mathcal{N}(0, 1/16)$, and $X_{it} = X_{it-1}/2 + \alpha_{i0} + \gamma_{t0} + \nu_{it}$ with $\nu_{it} \sim \mathcal{N}(0, 1/2)$ and $X_{i0} \sim \mathcal{N}(0, 1)$. The null is at $\theta_0 + \delta$ where, as depicted on the horizontal axis, $\delta \in \{-0.3, 0.28, \dots, 0.3\}$. The vertical line is at the true value and the horizontal at the significance level 5%.

Figure S2.3: Statistical power and size of LR tests for logit model with $\alpha_i + \gamma_t$



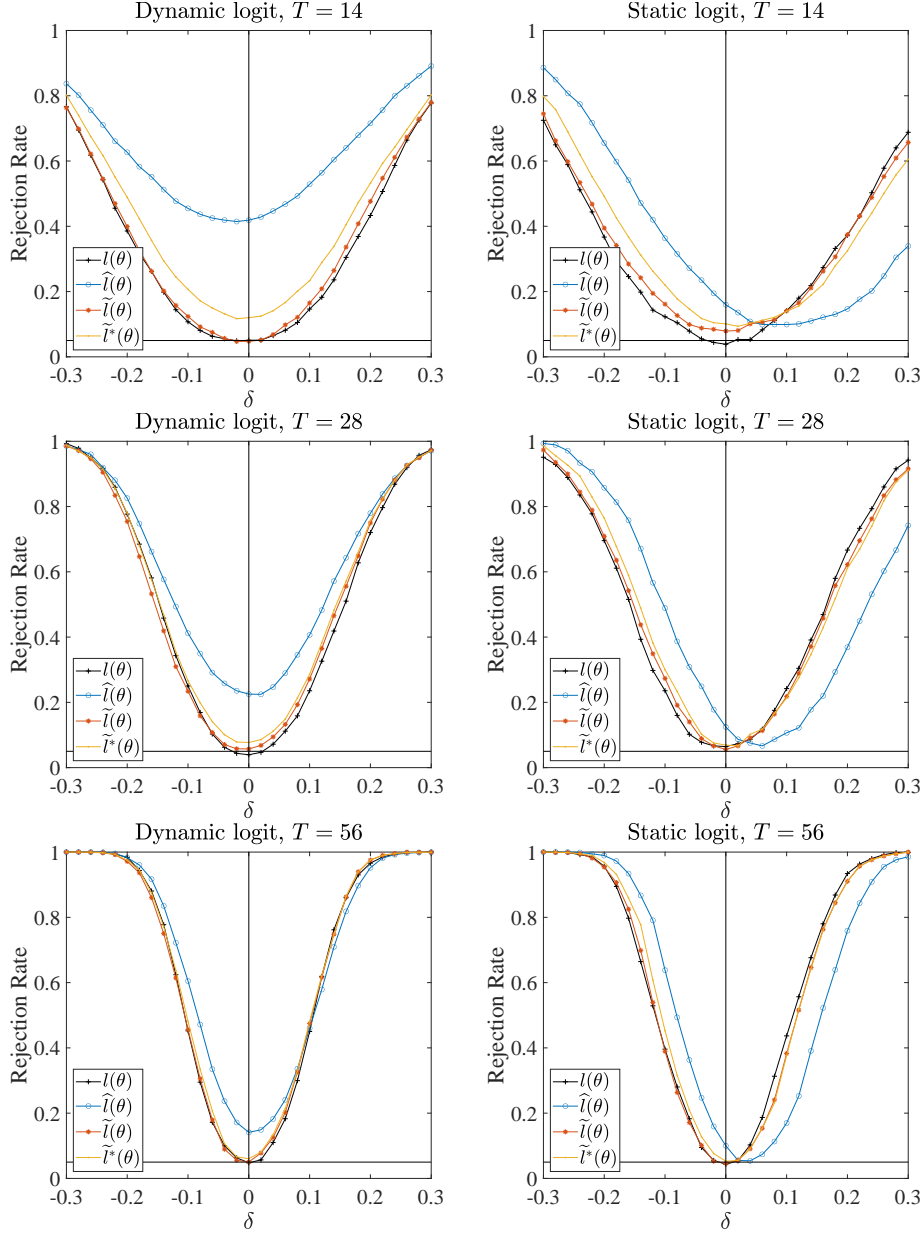
Notes: The plotted curves are the rejection rates of the LR tests based on $l(\theta)$ (+), $\hat{l}(\theta)$ (o), $\tilde{l}(\theta)$ (*), and $\tilde{l}^*(\theta)$ (.) calculated over 1000 replications. $N = 56$. The model is $Y_{it} = 1(\rho_0 Y_{it-1} + X_{it}\beta_0 + \alpha_{i0} + \gamma_{t0} + \varepsilon_{it} > 0)$ for the dynamic model with $Y_{i0} = 1(\beta_0 X_{i0} + \alpha_{i0} + \gamma_{00} + \varepsilon_{i0} > 0)$ and $Y_{it} = 1(X_{it}\beta_0 + \alpha_{i0} + \gamma_{t0} + \varepsilon_{it} > 0)$ for the static model where the true value $\theta_0 = (\rho_0, \beta_0)' = (0.5, 1)'$ for the dynamic model and $\theta_0 = \beta_0 = 1$ for the static model, $1(\cdot)$ is the indicator function, ε_{it} is standard-logistically distributed, $\{\alpha_{i0}, \gamma_{t0}, \gamma_{00}\} \sim \mathcal{N}(0, 1/16)$, and $X_{it} = X_{it-1}/2 + \alpha_{i0} + \gamma_{t0} + \nu_{it}$ with $\nu_{it} \sim \mathcal{N}(0, 1/2)$ and $X_{i0} \sim \mathcal{N}(0, 1)$. The null is at $\theta_0 + \delta$ where, as depicted on the horizontal axis, $\delta \in \{-0.3, 0.28, \dots, 0.3\}$. The vertical line is at the true value and the horizontal at the significance level 5%.

Figure S2.4: Statistical power and size of LR tests for probit model with $\alpha_i U_{it} + \gamma_t$



Notes: The plotted curves are the rejection rates of the LR tests based on $l(\theta)$ (+), $\hat{l}(\theta)$ (o), $\tilde{l}(\theta)$ (*), and $\tilde{l}^*(\theta)$ (.) calculated over 1000 replications. $N = 56$. The model is $Y_{it} = 1(\rho_0 Y_{it-1} + X_{it}\beta_0 + \alpha_{i0}U_{it} + \gamma_{t0} + \varepsilon_{it} > 0)$ for the dynamic model with $Y_{i0} = 1(\beta_0 X_{i0} + \alpha_{i0}U_{i0} + \gamma_{00} + \varepsilon_{i0} > 0)$ and $Y_{it} = 1(X_{it}\beta_0 + \alpha_{i0}U_{it} + \gamma_{t0} + \varepsilon_{it} > 0)$ for the static model where the true value $\theta_0 = (\rho_0, \beta_0)' = (0.5, 1)'$ for the dynamic model and $\theta_0 = \beta_0 = 1$ for the static model, $1(\cdot)$ is the indicator function, ε_{it} and ε_{i0} are standard-normally distributed, $\{\alpha_{i0}, \gamma_{t0}, \gamma_{00}\} \sim \mathcal{N}(0, 1/16)$, and $X_{it} = X_{it-1}/2 + \alpha_{i0} + \gamma_{t0} + \nu_{it}$ with $\nu_{it} \sim \mathcal{N}(0, 1/2)$ and $X_{i0} \sim \mathcal{N}(0, 1)$. U_{it} is generated in the same way as X_{it} . The null is at $\theta_0 + \delta$ where, as depicted on the horizontal axis, $\delta \in \{-0.3, 0.28, \dots, 0.3\}$. The vertical line is at the true value and the horizontal at the significance level 5%.

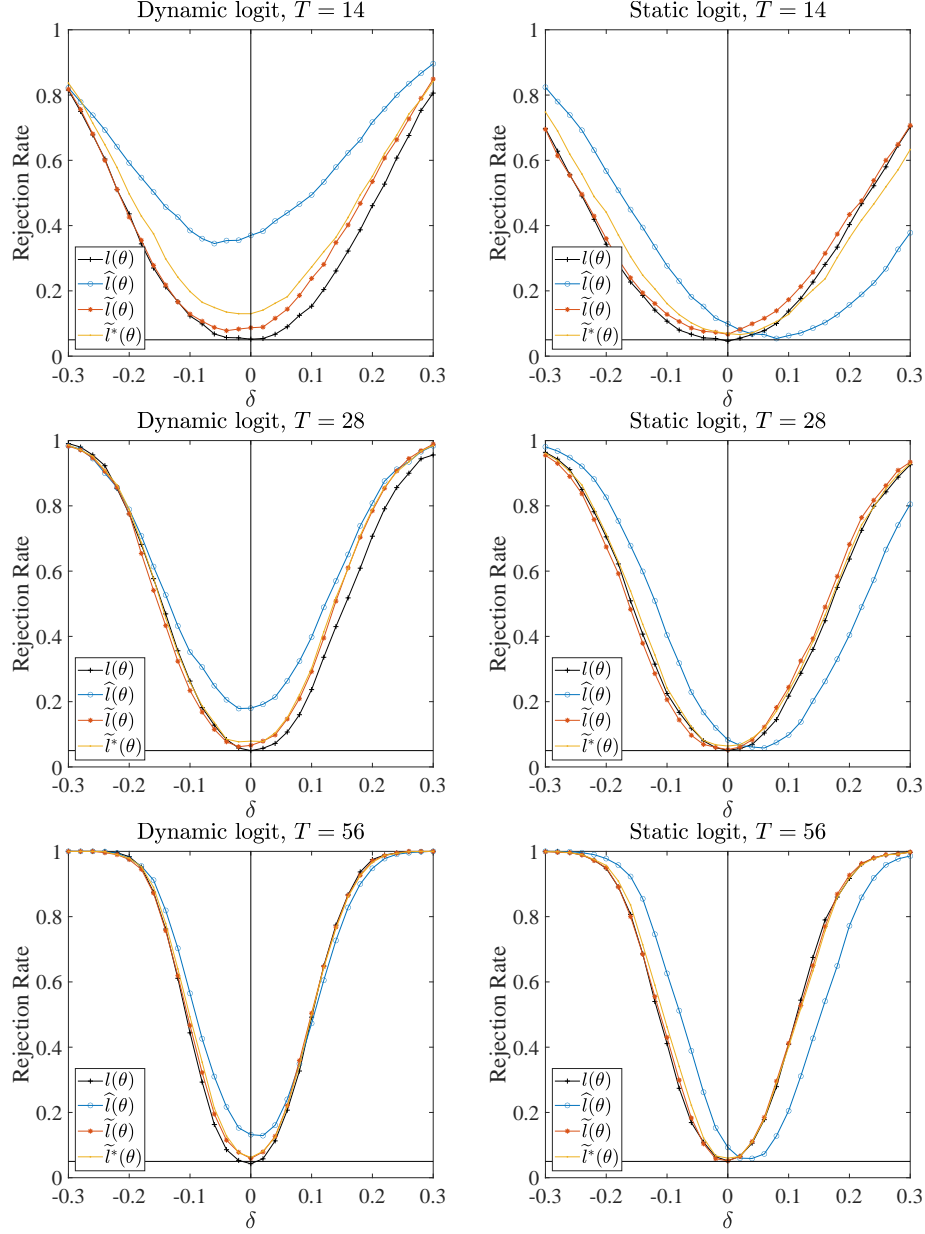
Figure S2.5: Statistical power and size of LR tests for logit model with $\alpha_i U_{it} + \gamma_t$



Notes: The plotted curves are the rejection rates of the LR tests based on $l(\theta)$ (+), $\hat{l}(\theta)$ (o), $\tilde{l}(\theta)$ (*), and $\tilde{l}^*(\theta)$ (.) calculated over 1000 replications. $N = 56$. The model is $Y_{it} = 1(\rho_0 Y_{it-1} + X_{it}\beta_0 + \alpha_{i0}U_{it} + \gamma_{t0} + \varepsilon_{it} > 0)$ for the dynamic model with $Y_{i0} = 1(\beta_0 X_{i0} + \alpha_{i0}U_{i0} + \gamma_{00} + \varepsilon_{i0} > 0)$ and $Y_{it} = 1(X_{it}\beta_0 + \alpha_{i0}U_{it} + \gamma_{t0} + \varepsilon_{it} > 0)$ for the static model where the true value $\theta_0 = (\rho_0, \beta_0)' = (0.5, 1)'$ for the dynamic model and $\theta_0 = \beta_0 = 1$ for the static model, $1(\cdot)$ is the indicator function, ε_{it} and ε_{i0} are standard-logistically distributed, $\{\alpha_{i0}, \gamma_{t0}, \gamma_{00}\} \sim \mathcal{N}(0, 1/16)$, and $X_{it} = X_{it-1}/2 + \alpha_{i0} + \gamma_{t0} + \nu_{it}$ with $\nu_{it} \sim \mathcal{N}(0, 1/2)$ and $X_{i0} \sim \mathcal{N}(0, 1)$. U_{it} is generated in the same way as X_{it} . The null is at $\theta_0 + \delta$ where, as depicted on the horizontal axis, $\delta \in \{-0.3, 0.28, \dots, 0.3\}$. The vertical line is at the true value and the horizontal at the significance level 5%.

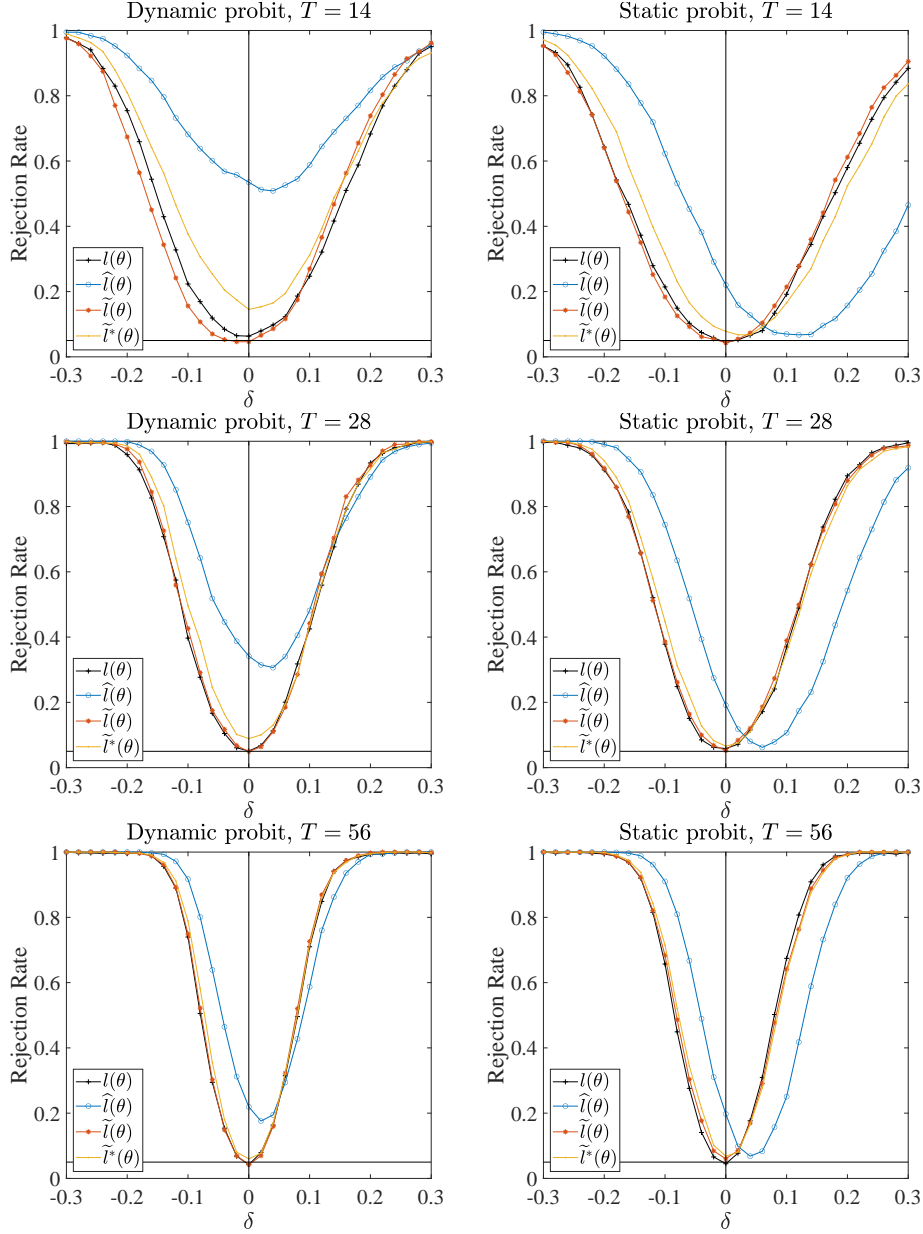
S2.2 Extra results for the LM test

Figure S2.6: Size and power of LM tests for logit model with $\alpha_i U_{it} + \gamma_t V_{it}$



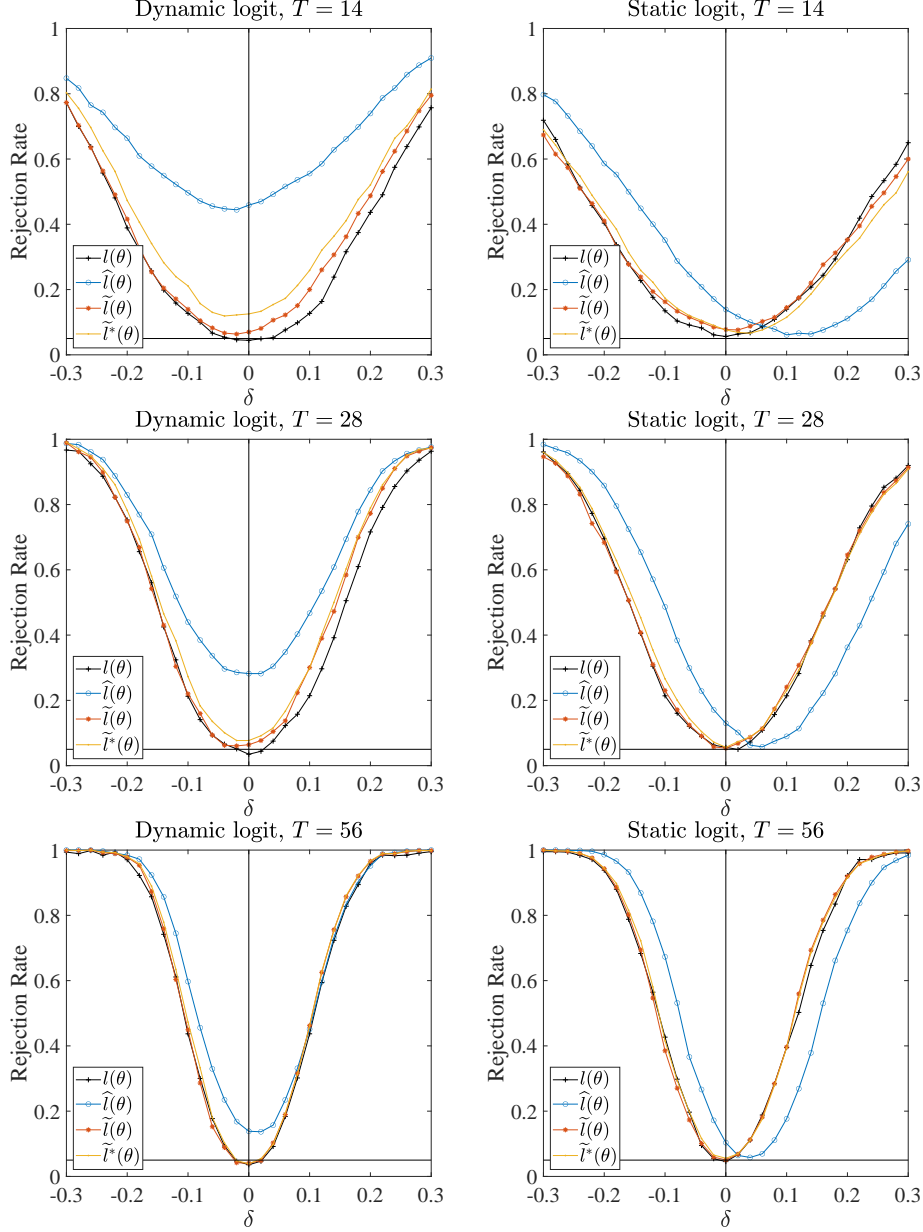
Notes: The plotted curves are the rejection rates of the LM tests based on $l(\theta)$ (+), $\hat{l}(\theta)$ (o), $\tilde{l}(\theta)$ (*), and $\tilde{l}^*(\theta)$ (.) calculated over 1000 replications. The dynamic model is $Y_{it} = 1(\rho_0 Y_{it-1} + \beta_0 X_{it} + \alpha_{i0} U_{it} + \gamma_{t0} V_{it} + \varepsilon_{it} > 0)$ and the static $Y_{it} = 1(\beta_0 X_{it} + \alpha_{i0} U_{it} + \gamma_{t0} V_{it} + \varepsilon_{it} > 0)$, where the true value $\theta_0 = (\rho_0, \beta_0)' = (0.5, 1)'$ for the dynamic model and $\theta_0 = \beta_0 = 1$ for the static model respectively, $1(\cdot)$ is the indicator function, ε_{it} is standard-logistically distributed, $X_{it} = X_{it-1}/2 + \alpha_{i0} + \gamma_{t0} + \nu_{it}$ with $\nu_{it} \sim \mathcal{N}(0, 1/2)$, and $\{\alpha_{i0}, \gamma_{t0}\} \sim \mathcal{N}(0, 1/16)$. U_{it} and V_{it} are generated in the same way as X_{it} . $N = 56$. The null is at $\theta_0 + \delta$ where, as depicted on the horizontal axis, $\delta \in \{-0.3, 0.28, \dots, 0.3\}$. The vertical line is at the true value and the horizontal at the significance level 5%.

Figure S2.7: Statistical power and size of LM tests for probit model with $\alpha_i + \gamma_t$



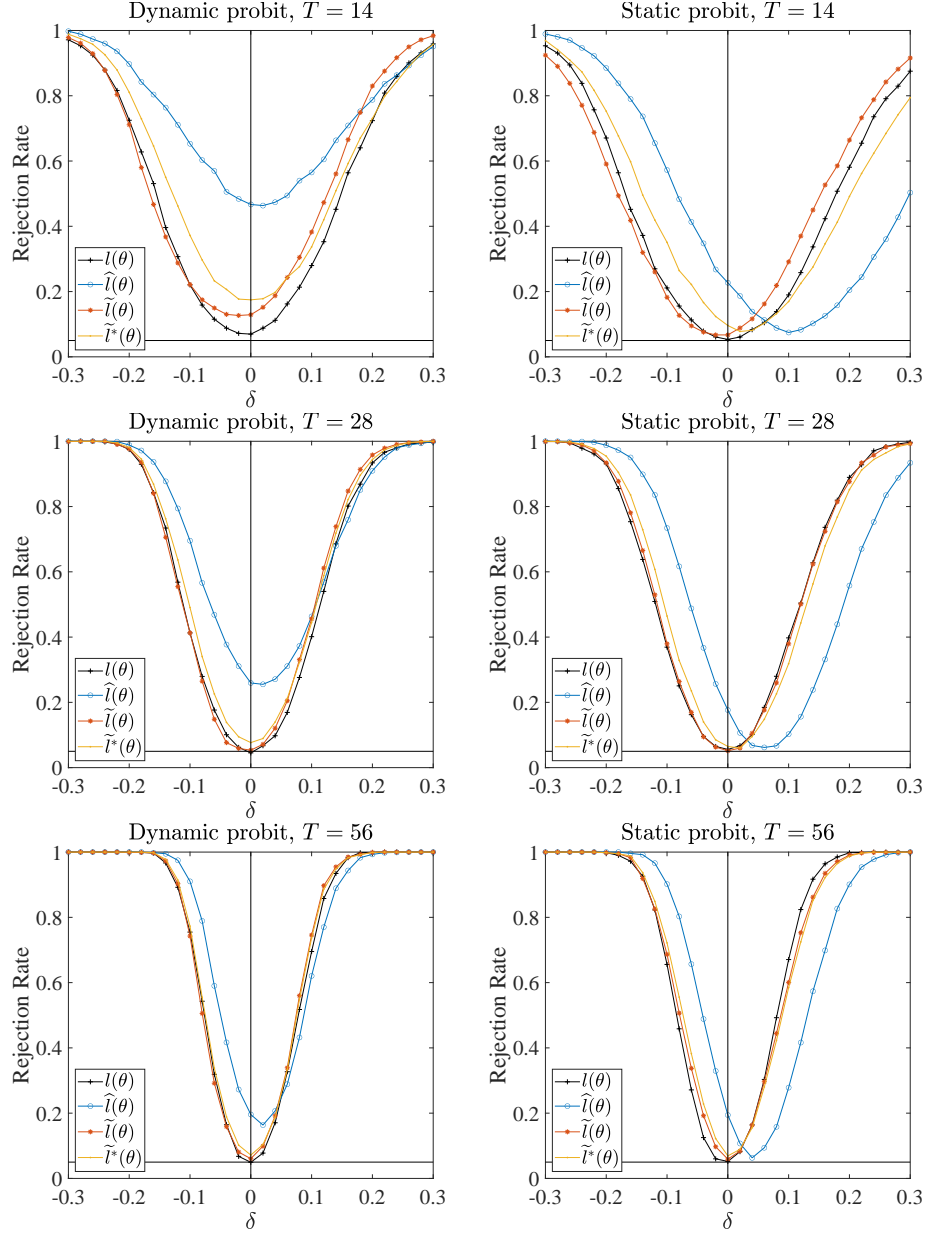
Notes: The plotted curves are the rejection rates of the LM tests based on $l(\theta)$ (+), $\hat{l}(\theta)$ (o), $\tilde{l}(\theta)$ (*), and $\tilde{l}^*(\theta)$ (.) calculated over 1000 replications. $N = 56$. The model is $Y_{it} = 1(\rho_0 Y_{it-1} + X_{it}\beta_0 + \alpha_{i0} + \gamma_{t0} + \varepsilon_{it} > 0)$ for the dynamic model with $Y_{i0} = 1(\beta_0 X_{i0} + \alpha_{i0} + \gamma_{00} + \varepsilon_{i0} > 0)$ and $Y_{it} = 1(X_{it}\beta_0 + \alpha_{i0} + \gamma_{t0} + \varepsilon_{it} > 0)$ for the static model where the true value $\theta_0 = (\rho_0, \beta_0)' = (0.5, 1)'$ for the dynamic model and $\theta_0 = \beta_0 = 1$ for the static model, $1(\cdot)$ is the indicator function, ε_{it} is standard-normally distributed, $\{\alpha_{i0}, \gamma_{t0}, \gamma_{00}\} \sim \mathcal{N}(0, 1/16)$, and $X_{it} = X_{it-1}/2 + \alpha_{i0} + \gamma_{t0} + \nu_{it}$ with $\nu_{it} \sim \mathcal{N}(0, 1/2)$ and $X_{i0} \sim \mathcal{N}(0, 1)$. The null is at $\theta_0 + \delta$ where, as depicted on the horizontal axis, $\delta \in \{-0.3, 0.28, \dots, 0.3\}$. The vertical line is at the true value and the horizontal at the significance level 5%.

Figure S2.8: Statistical power and size of LM tests for logit model with $\alpha_i + \gamma_t$



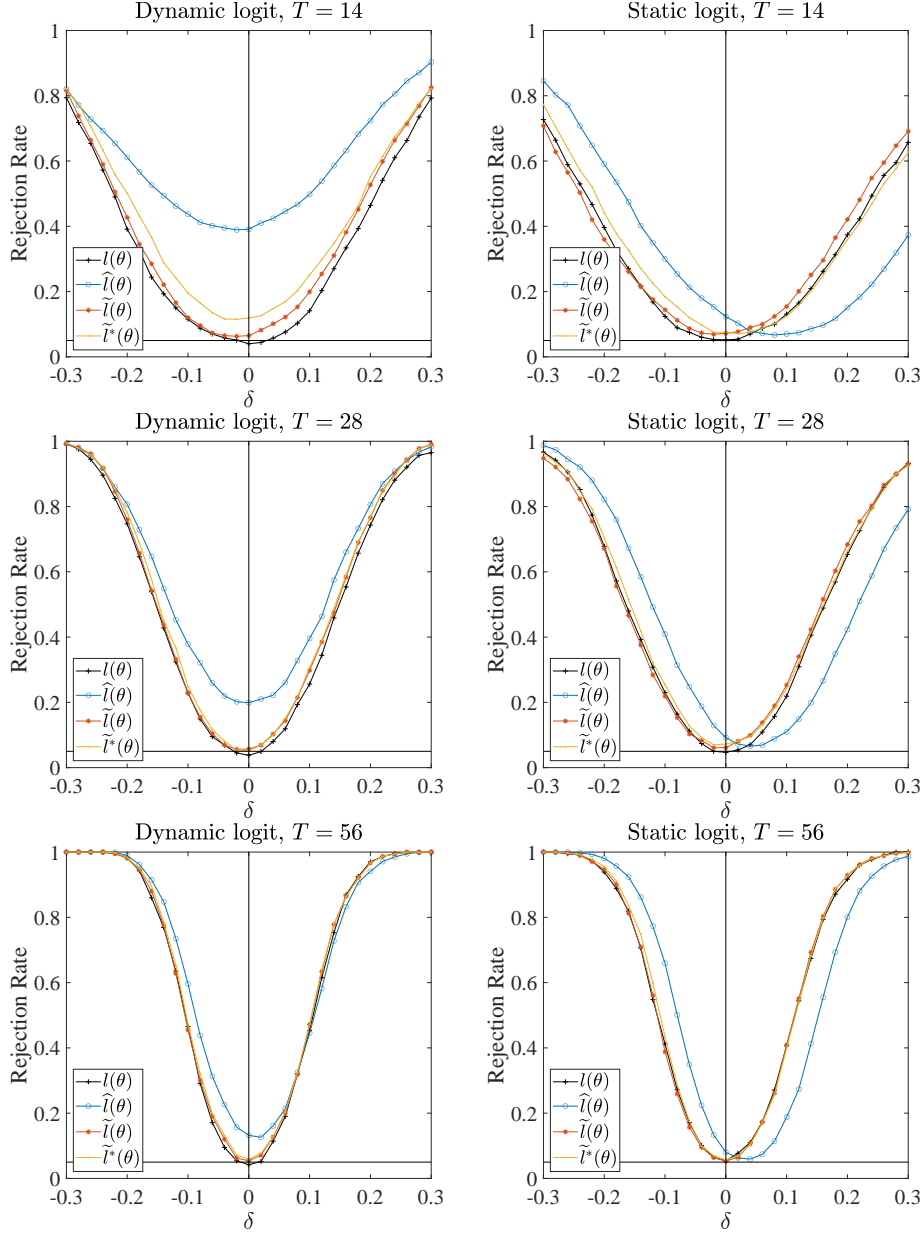
Notes: The plotted curves are the rejection rates of the LM tests based on $l(\theta)$ (+), $\hat{l}(\theta)$ (o), $\tilde{l}(\theta)$ (*), and $\tilde{l}^*(\theta)$ (.) calculated over 1000 replications. $N = 56$. The model is $Y_{it} = 1(\rho_0 Y_{it-1} + X_{it}\beta_0 + \alpha_{i0} + \gamma_{t0} + \varepsilon_{it} > 0)$ for the dynamic model with $Y_{i0} = 1(\beta_0 X_{i0} + \alpha_{i0} + \gamma_{00} + \varepsilon_{i0} > 0)$ and $Y_{it} = 1(X_{it}\beta_0 + \alpha_{i0} + \gamma_{t0} + \varepsilon_{it} > 0)$ for the static model where the true value $\theta_0 = (\rho_0, \beta_0)' = (0.5, 1)'$ for the dynamic model and $\theta_0 = \beta_0 = 1$ for the static model, $1(\cdot)$ is the indicator function, ε_{it} is standard-logistically distributed, $\{\alpha_{i0}, \gamma_{t0}, \gamma_{00}\} \sim \mathcal{N}(0, 1/16)$, and $X_{it} = X_{it-1}/2 + \alpha_{i0} + \gamma_{t0} + \nu_{it}$ with $\nu_{it} \sim \mathcal{N}(0, 1/2)$ and $X_{i0} \sim \mathcal{N}(0, 1)$. The null is at $\theta_0 + \delta$ where, as depicted on the horizontal axis, $\delta \in \{-0.3, 0.28, \dots, 0.3\}$. The vertical line is at the true value and the horizontal at the significance level 5%.

Figure S2.9: Statistical power and size of LM tests for probit model with $\alpha_i U_{it} + \gamma_t$



Notes: The plotted curves are the rejection rates of the LM tests based on $l(\theta)$ (+), $\hat{l}(\theta)$ (o), $\tilde{l}(\theta)$ (*), and $\tilde{l}^*(\theta)$ (.) calculated over 1000 replications. $N = 56$. The model is $Y_{it} = 1(\rho_0 Y_{it-1} + X_{it}\beta_0 + \alpha_{i0}U_{it} + \gamma_{t0} + \varepsilon_{it} > 0)$ for the dynamic model with $Y_{i0} = 1(\beta_0 X_{i0} + \alpha_{i0}U_{i0} + \gamma_{00} + \varepsilon_{i0} > 0)$ and $Y_{it} = 1(X_{it}\beta_0 + \alpha_{i0}U_{it} + \gamma_{t0} + \varepsilon_{it} > 0)$ for the static model where the true value $\theta_0 = (\rho_0, \beta_0)' = (0.5, 1)'$ for the dynamic model and $\theta_0 = \beta_0 = 1$ for the static model, $1(\cdot)$ is the indicator function, ε_{it} and ε_{i0} are standard-normally distributed, $\{\alpha_{i0}, \gamma_{t0}, \gamma_{00}\} \sim \mathcal{N}(0, 1/16)$, and $X_{it} = X_{it-1}/2 + \alpha_{i0} + \gamma_{t0} + \nu_{it}$ with $\nu_{it} \sim \mathcal{N}(0, 1/2)$ and $X_{i0} \sim \mathcal{N}(0, 1)$. U_{it} is generated in the same way as X_{it} . The null is at $\theta_0 + \delta$ where, as depicted on the horizontal axis, $\delta \in \{-0.3, 0.28, \dots, 0.3\}$. The vertical line is at the true value and the horizontal at the significance level 5%.

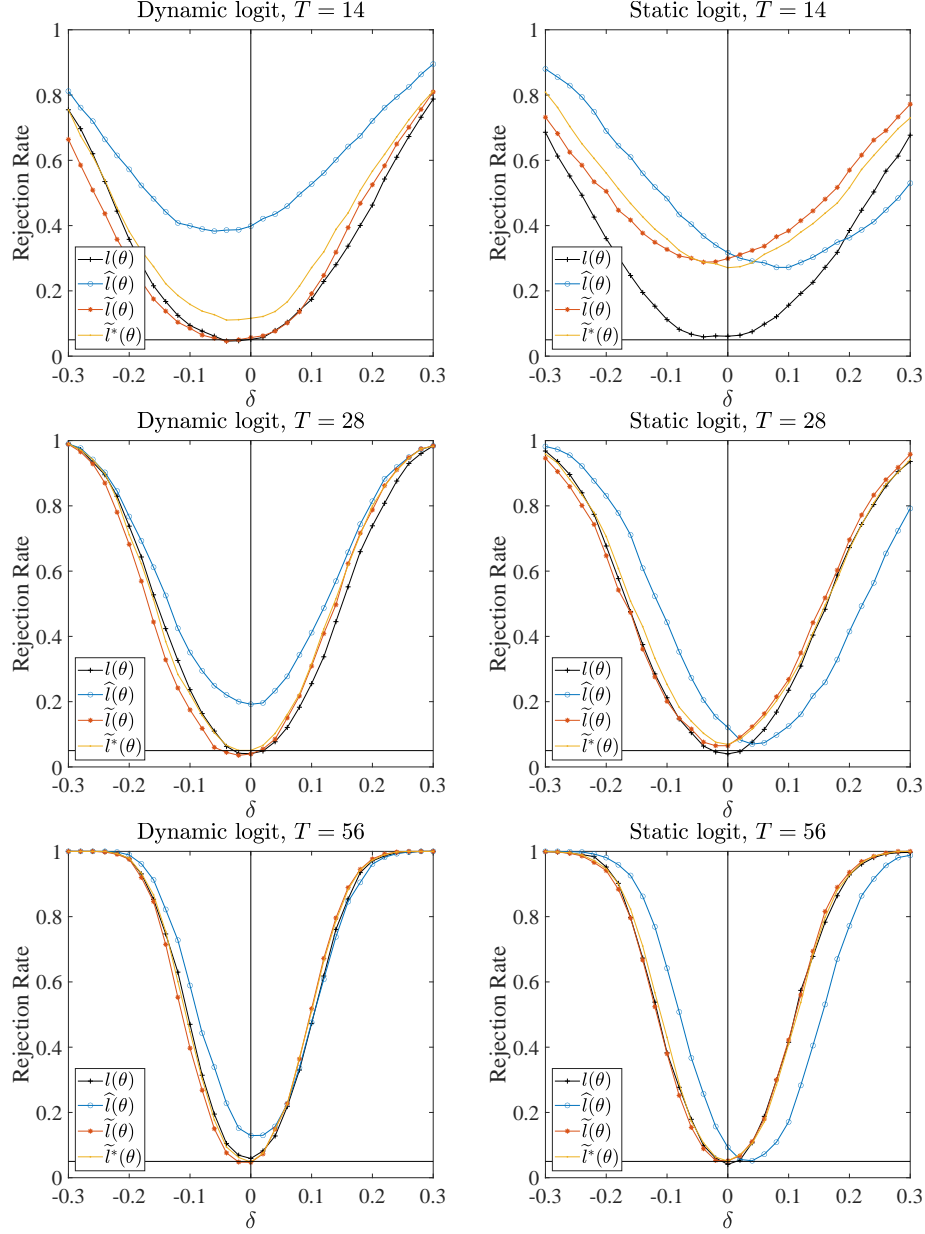
Figure S2.10: Statistical power and size of LM tests for logit model with $\alpha_i U_{it} + \gamma_t$



Notes: The plotted curves are the rejection rates of the LM tests based on $l(\theta)$ (+), $\hat{l}(\theta)$ (o), $\tilde{l}(\theta)$ (*), and $\tilde{l}^*(\theta)$ (.) calculated over 1000 replications. $N = 56$. The model is $Y_{it} = 1(\rho_0 Y_{it-1} + X_{it}\beta_0 + \alpha_{i0}U_{it} + \gamma_{t0} + \varepsilon_{it} > 0)$ for the dynamic model with $Y_{i0} = 1(\beta_0 X_{i0} + \alpha_{i0}U_{i0} + \gamma_{00} + \varepsilon_{i0} > 0)$ and $Y_{it} = 1(X_{it}\beta_0 + \alpha_{i0}U_{it} + \gamma_{t0} + \varepsilon_{it} > 0)$ for the static model where the true value $\theta_0 = (\rho_0, \beta_0)' = (0.5, 1)'$ for the dynamic model and $\theta_0 = \beta_0 = 1$ for the static model, $1(\cdot)$ is the indicator function, ε_{it} and ε_{i0} are standard-logistically distributed, $\{\alpha_{i0}, \gamma_{t0}, \gamma_{00}\} \sim \mathcal{N}(0, 1/16)$, and $X_{it} = X_{it-1}/2 + \alpha_{i0} + \gamma_{t0} + \nu_{it}$ with $\nu_{it} \sim \mathcal{N}(0, 1/2)$ and $X_{i0} \sim \mathcal{N}(0, 1)$. U_{it} is generated in the same way as X_{it} . The null is at $\theta_0 + \delta$ where, as depicted on the horizontal axis, $\delta \in \{-0.3, 0.28, \dots, 0.3\}$. The vertical line is at the true value and the horizontal at the significance level 5%.

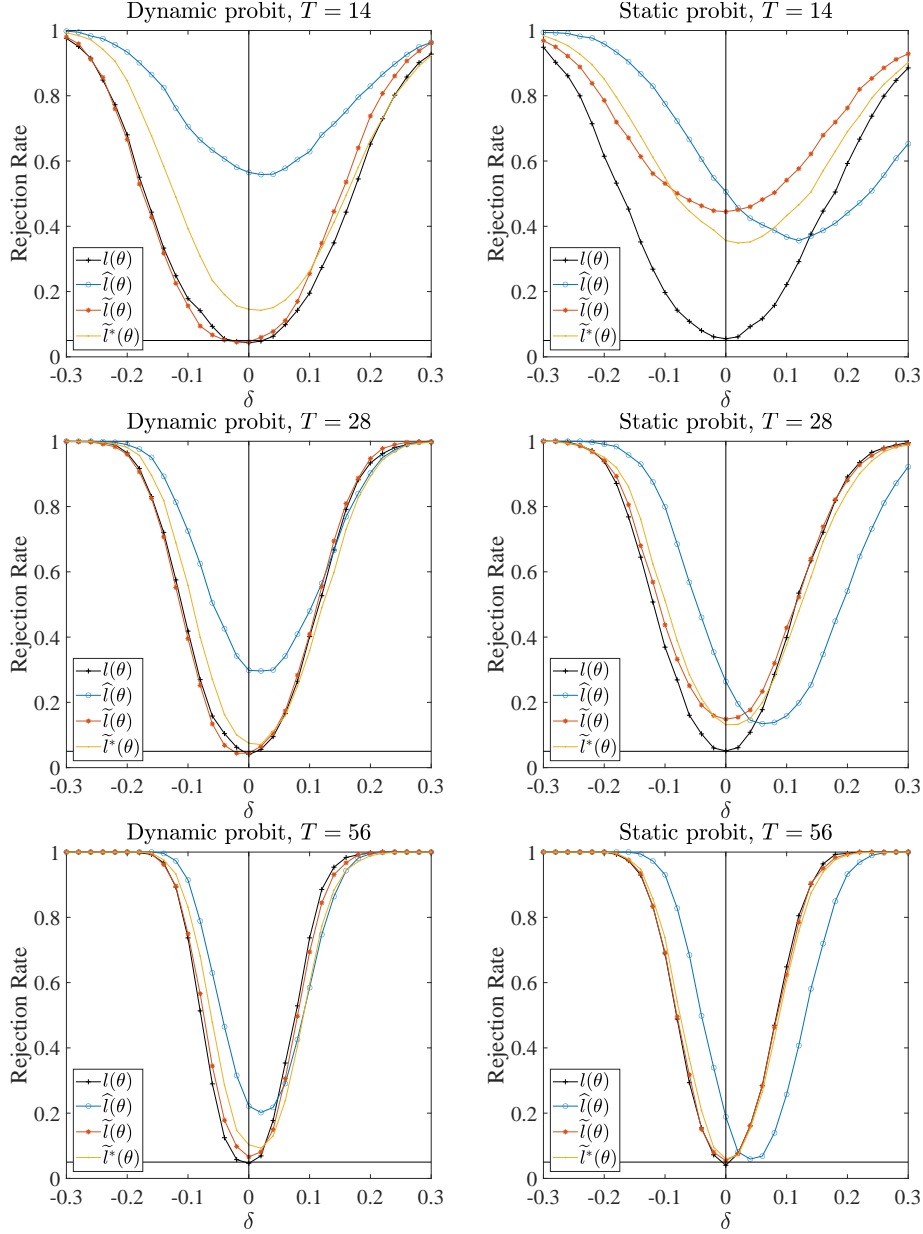
S2.3 Extra results for the Wald test

Figure S2.11: Size and power of Wald tests for logit model with $\alpha_i U_{it} + \gamma_t V_{it}$



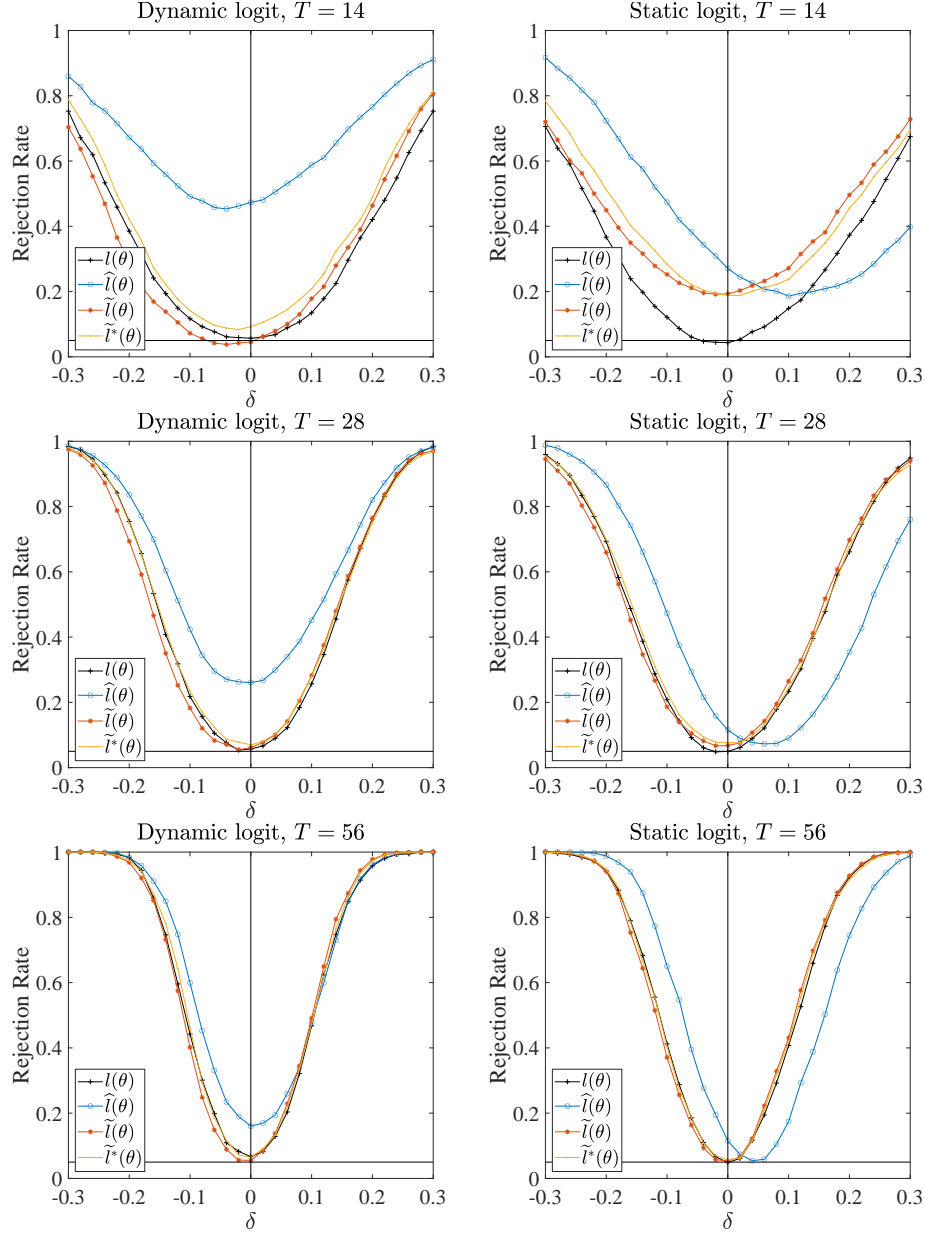
Notes: The plotted curves are the rejection rates of the Wald tests based on $l(\theta)$ (+), $\hat{l}(\theta)$ (o), $\tilde{l}(\theta)$ (*), and $\tilde{l}^*(\theta)$ (x) calculated over 1000 replications. The dynamic model is $Y_{it} = 1(\rho_0 Y_{it-1} + \beta_0 X_{it} + \alpha_{i0} U_{it} + \gamma_{t0} V_{it} + \varepsilon_{it} > 0)$ and the static $Y_{it} = 1(\beta_0 X_{it} + \alpha_{i0} U_{it} + \gamma_{t0} V_{it} + \varepsilon_{it} > 0)$, where the true value $\theta_0 = (\rho_0, \beta_0)' = (0.5, 1)'$ for the dynamic model and $\theta_0 = \beta_0 = 1$ for the static model respectively, $1(\cdot)$ is the indicator function, ε_{it} is standard-logistically distributed, $X_{it} = X_{it-1}/2 + \alpha_{i0} + \gamma_{t0} + \nu_{it}$ with $\nu_{it} \sim \mathcal{N}(0, 1/2)$, and $\{\alpha_{i0}, \gamma_{t0}\} \sim \mathcal{N}(0, 1/16)$. U_{it} and V_{it} are generated in the same way as X_{it} . $N = 56$. The null is at $\theta_0 + \delta$ where, as depicted on the horizontal axis, $\delta \in \{-0.3, 0.28, \dots, 0.3\}$. The vertical line is at the true value and the horizontal at the significance level 5%.

Figure S2.12: Statistical power and size of Wald tests for probit model with $\alpha_i + \gamma_t$



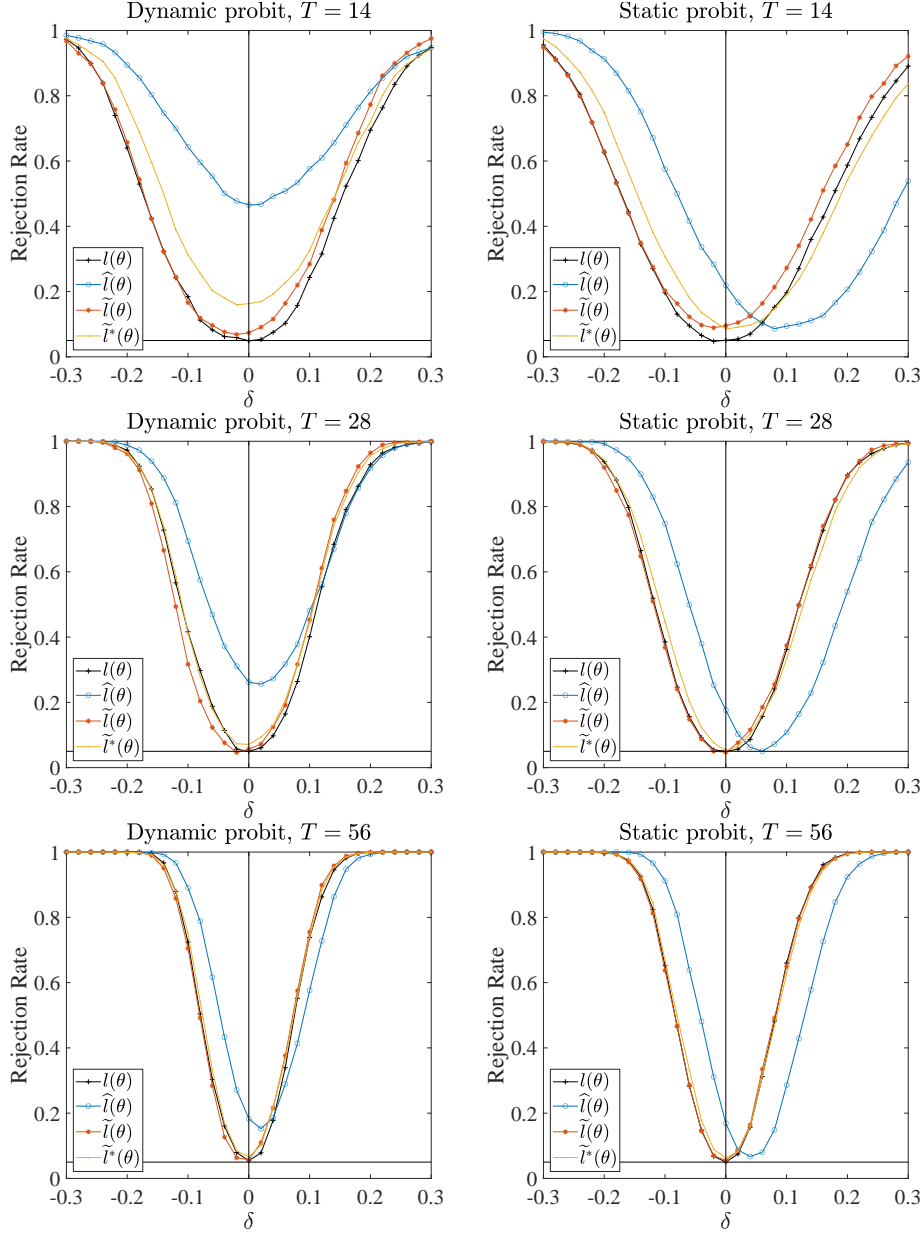
Notes: The plotted curves are the rejection rates of the Wald tests based on $l(\theta)$ (+), $\hat{l}(\theta)$ (o), $\tilde{l}(\theta)$ (*), and $\tilde{l}^*(\theta)$ (.) calculated over 1000 replications. $N = 56$. The model is $Y_{it} = 1(\rho_0 Y_{it-1} + X_{it}\beta_0 + \alpha_{i0} + \gamma_{t0} + \varepsilon_{it} > 0)$ for the dynamic model with $Y_{i0} = 1(\beta_0 X_{i0} + \alpha_{i0} + \gamma_{00} + \varepsilon_{i0} > 0)$ and $Y_{it} = 1(X_{it}\beta_0 + \alpha_{i0} + \gamma_{t0} + \varepsilon_{it} > 0)$ for the static model where the true value $\theta_0 = (\rho_0, \beta_0)' = (0.5, 1)'$ for the dynamic model and $\theta_0 = \beta_0 = 1$ for the static model, $1(\cdot)$ is the indicator function, ε_{it} is standard-normally distributed, $\{\alpha_{i0}, \gamma_{t0}, \gamma_{00}\} \sim \mathcal{N}(0, 1/16)$, and $X_{it} = X_{it-1}/2 + \alpha_{i0} + \gamma_{t0} + \nu_{it}$ with $\nu_{it} \sim \mathcal{N}(0, 1/2)$ and $X_{i0} \sim \mathcal{N}(0, 1)$. The null is at $\theta_0 + \delta$ where, as depicted on the horizontal axis, $\delta \in \{-0.3, 0.28, \dots, 0.3\}$. The vertical line is at the true value and the horizontal at the significance level 5%.

Figure S2.13: Statistical power and size of Wald tests for logit model with $\alpha_i + \gamma_t$



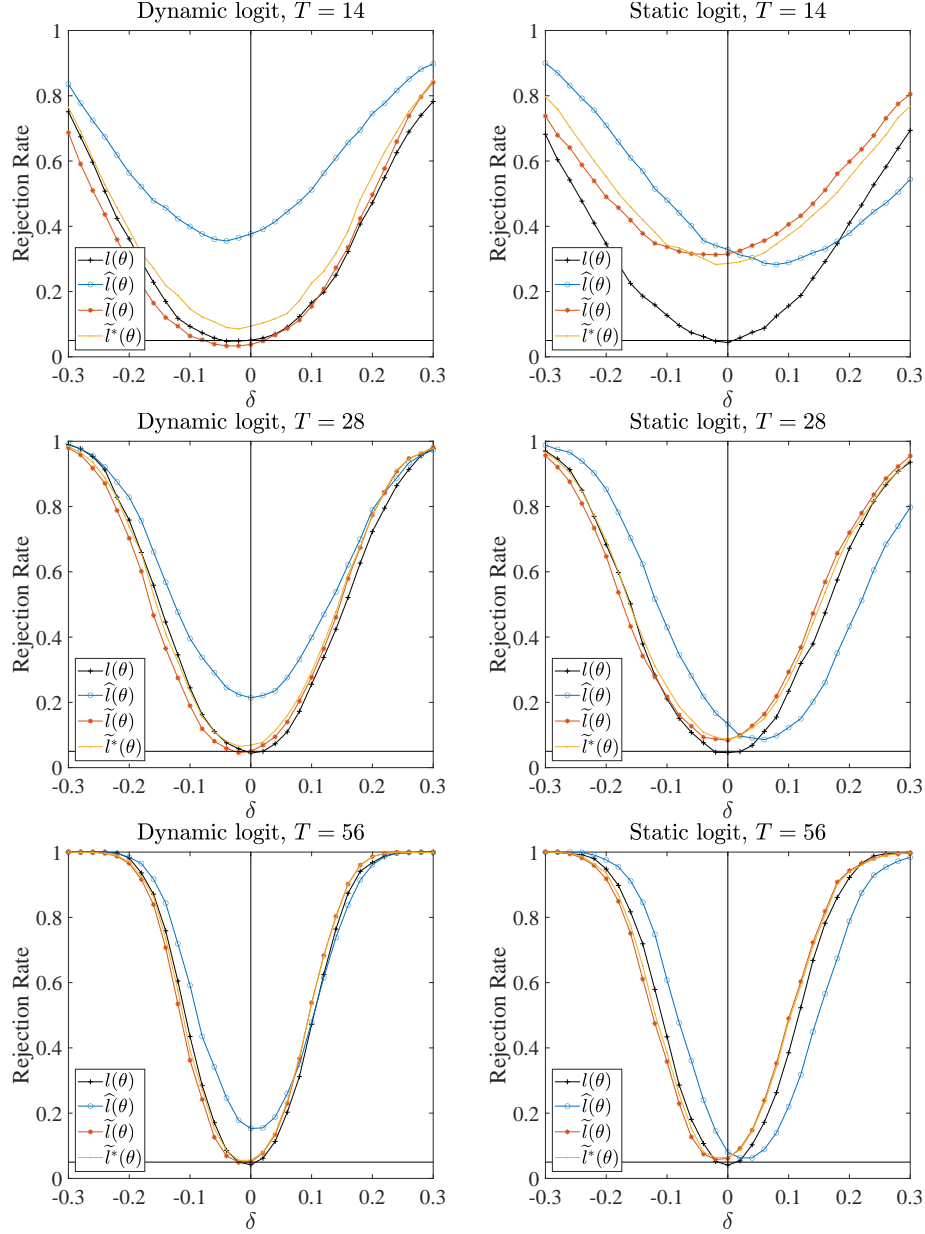
Notes: The plotted curves are the rejection rates of the Wald tests based on $l(\theta)$ (+), $\hat{l}(\theta)$ (o), $\tilde{l}(\theta)$ (*), and $\tilde{l}^*(\theta)$ (x) calculated over 1000 replications. $N = 56$. The model is $Y_{it} = 1(\rho_0 Y_{it-1} + X_{it}\beta_0 + \alpha_{i0} + \gamma_{t0} + \varepsilon_{it} > 0)$ for the dynamic model with $Y_{i0} = 1(\beta_0 X_{i0} + \alpha_{i0} + \gamma_{00} + \varepsilon_{i0} > 0)$ and $Y_{it} = 1(X_{it}\beta_0 + \alpha_{i0} + \gamma_{t0} + \varepsilon_{it} > 0)$ for the static model where the true value $\theta_0 = (\rho_0, \beta_0)' = (0.5, 1)'$ for the dynamic model and $\theta_0 = \beta_0 = 1$ for the static model, $1(\cdot)$ is the indicator function, ε_{it} is standard-logistically distributed, $\{\alpha_{i0}, \gamma_{t0}, \gamma_{00}\} \sim \mathcal{N}(0, 1/16)$, and $X_{it} = X_{it-1}/2 + \alpha_{i0} + \gamma_{t0} + \nu_{it}$ with $\nu_{it} \sim \mathcal{N}(0, 1/2)$ and $X_{i0} \sim \mathcal{N}(0, 1)$. The null is at $\theta_0 + \delta$ where, as depicted on the horizontal axis, $\delta \in \{-0.3, 0.28, \dots, 0.3\}$. The vertical line is at the true value and the horizontal at the significance level 5%.

Figure S2.14: Statistical power and size of Wald tests for probit model with $\alpha_i U_{it} + \gamma_t$



Notes: The plotted curves are the rejection rates of the Wald tests based on $l(\theta)$ (+), $\hat{l}(\theta)$ (o), $\tilde{l}(\theta)$ (*), and $\tilde{l}^*(\theta)$ (·) calculated over 1000 replications. $N = 56$. The model is $Y_{it} = 1(\rho_0 Y_{it-1} + X_{it}\beta_0 + \alpha_{i0}U_{it} + \gamma_{t0} + \varepsilon_{it} > 0)$ for the dynamic model with $Y_{i0} = 1(\beta_0 X_{i0} + \alpha_{i0}U_{i0} + \gamma_{00} + \varepsilon_{i0} > 0)$ and $Y_{it} = 1(X_{it}\beta_0 + \alpha_{i0}U_{it} + \gamma_{t0} + \varepsilon_{it} > 0)$ for the static model where the true value $\theta_0 = (\rho_0, \beta_0)' = (0.5, 1)'$ for the dynamic model and $\theta_0 = \beta_0 = 1$ for the static model, $1(\cdot)$ is the indicator function, ε_{it} and ε_{i0} are standard-normally distributed, $\{\alpha_{i0}, \gamma_{t0}, \gamma_{00}\} \sim \mathcal{N}(0, 1/16)$, and $X_{it} = X_{it-1}/2 + \alpha_{i0} + \gamma_{t0} + \nu_{it}$ with $\nu_{it} \sim \mathcal{N}(0, 1/2)$ and $X_{i0} \sim \mathcal{N}(0, 1)$. U_{it} is generated in the same way as X_{it} . The null is at $\theta_0 + \delta$ where, as depicted on the horizontal axis, $\delta \in \{-0.3, 0.28, \dots, 0.3\}$. The vertical line is at the true value and the horizontal at the significance level 5%.

Figure S2.15: Statistical power and size of Wald tests for logit model with $\alpha_i U_{it} + \gamma_t$



Notes: The plotted curves are the rejection rates of the Wald tests based on $l(\theta)$ (+), $\hat{l}(\theta)$ (o), $\tilde{l}(\theta)$ (*), and $\tilde{l}^*(\theta)$ (·) calculated over 1000 replications. $N = 56$. The model is $Y_{it} = 1(\rho_0 Y_{it-1} + X_{it}\beta_0 + \alpha_{i0}U_{it} + \gamma_{t0} + \varepsilon_{it} > 0)$ for the dynamic model with $Y_{i0} = 1(\beta_0 X_{i0} + \alpha_{i0}U_{i0} + \gamma_{00} + \varepsilon_{i0} > 0)$ and $Y_{it} = 1(X_{it}\beta_0 + \alpha_{i0}U_{it} + \gamma_{t0} + \varepsilon_{it} > 0)$ for the static model where the true value $\theta_0 = (\rho_0, \beta_0)' = (0.5, 1)'$ for the dynamic model and $\theta_0 = \beta_0 = 1$ for the static model, $1(\cdot)$ is the indicator function, ε_{it} and ε_{i0} are standard-logistically distributed, $\{\alpha_{i0}, \gamma_{t0}, \gamma_{00}\} \sim \mathcal{N}(0, 1/16)$, and $X_{it} = X_{it-1}/2 + \alpha_{i0} + \gamma_{t0} + \nu_{it}$ with $\nu_{it} \sim \mathcal{N}(0, 1/2)$ and $X_{i0} \sim \mathcal{N}(0, 1)$. U_{it} is generated in the same way as X_{it} . The null is at $\theta_0 + \delta$ where, as depicted on the horizontal axis, $\delta \in \{-0.3, 0.28, \dots, 0.3\}$. The vertical line is at the true value and the horizontal at the significance level 5%.

S2.4 Bias correction on estimators

Table S2.1: Bias-corrected probit estimates with $\alpha_i + \gamma_t$, $N = 56$

	$T = 14$			$T = 28$			$T = 56$		
	Mean	Bias	RMSE	Mean	Bias	RMSE	Mean	Bias	RMSE
Dynamic model									
$\hat{\rho}$	0.265	-46.98%	0.277	0.399	-20.22%	0.140	0.454	-9.24%	0.078
$\tilde{\rho}_1$	0.405	-18.99%	0.165	0.480	-3.91%	0.095	0.499	-0.23%	0.063
$\tilde{\rho}_2$	0.403	-19.43%	0.172	0.487	-2.52%	0.097	0.504	0.89%	0.064
$\tilde{\rho}_1^*$	0.456	-8.78%	0.131	0.486	-2.74%	0.091	0.494	-1.22%	0.061
$\tilde{\rho}_2^*$	0.482	-3.51%	0.128	0.500	0.06%	0.092	0.501	0.23%	0.061
$\hat{\beta}$	1.182	18.19%	0.220	1.098	9.76%	0.123	1.058	5.76%	0.077
$\tilde{\beta}_1$	1.074	7.43%	0.133	1.032	3.19%	0.078	1.018	1.78%	0.054
$\tilde{\beta}_2$	1.086	8.63%	0.141	1.035	3.51%	0.080	1.018	1.84%	0.054
$\tilde{\beta}_1^*$	1.006	0.57%	0.097	1.006	0.63%	0.067	1.005	0.46%	0.049
$\tilde{\beta}_2^*$	0.998	-0.17%	0.095	1.003	0.33%	0.067	1.003	0.34%	0.048
Static model									
$\hat{\beta}$	1.132	13.23%	0.169	1.074	7.36%	0.101	1.046	4.59%	0.065
$\tilde{\beta}_1$	1.037	3.71%	0.101	1.015	1.49%	0.066	1.006	0.63%	0.045
$\tilde{\beta}_2$	1.037	3.71%	0.101	1.015	1.49%	0.066	1.006	0.63%	0.045
$\tilde{\beta}_1^*$	1.008	0.76%	0.088	1.004	0.44%	0.062	1.002	0.19%	0.044
$\tilde{\beta}_2^*$	1.008	0.76%	0.088	1.004	0.44%	0.062	1.002	0.19%	0.044

Notes: The number of replications is 1000. Mean is the monte-carlo mean of the estimates. Bias is the percentage bias of the estimates relatively to the true value. RMSE is the root mean squared error. $\hat{\rho}$ and $\hat{\beta}$ are the uncorrected estimators of ρ_0 and β_0 respectively; $\tilde{\rho}_\tau$ and $\tilde{\beta}_\tau$ are the bias-corrected estimators using $\tilde{l}(\theta)$ and setting the truncation parameter at τ ; and $\tilde{\rho}_\tau^*$ and $\tilde{\beta}_\tau^*$ are the same as $\tilde{\rho}_\tau$ and $\tilde{\beta}_\tau$ except that they are derived from $\tilde{l}^*(\theta)$. $N = 56$. The model is $Y_{it} = 1(\rho_0 Y_{it-1} + X_{it}\beta_0 + \alpha_{i0} + \gamma_{t0} + \varepsilon_{it} > 0)$ for dynamic model with $Y_{i0} = 1(\beta_0 X_{i0} + \alpha_{i0} + \gamma_{00} + \varepsilon_{i0} > 0)$ and $Y_{it} = 1(X_{it}\beta_0 + \alpha_{i0} + \gamma_{t0} + \varepsilon_{it} > 0)$ for static model where the true value $\theta_0 = (\rho_0, \beta_0)' = (0.5, 1)'$ for the dynamic model and $\theta_0 = \beta_0 = 1$ for the static model, $1(\cdot)$ is the indicator function, ε_{it} is standard-normally distributed, $\{\alpha_{i0}, \gamma_{t0}, \gamma_{00}\} \sim \mathcal{N}(0, 1/16)$, and $X_{it} = X_{it-1}/2 + \alpha_{i0} + \gamma_{t0} + \nu_{it}$ with $\nu_{it} \sim \mathcal{N}(0, 1/2)$ and $X_{i0} \sim \mathcal{N}(0, 1)$.

Table S2.2: Bias-corrected logit estimates with $\alpha_i + \gamma_t$, $N = 56$

	$T = 14$			$T = 28$			$T = 56$		
	Mean	Bias	RMSE	Mean	Bias	RMSE	Mean	Bias	RMSE
Dynamic model									
$\hat{\rho}$	0.138	-72.32%	0.410	0.335	-33.08%	0.213	0.424	-15.20%	0.122
$\tilde{\rho}_1$	0.389	-22.20%	0.209	0.468	-6.33%	0.131	0.489	-2.28%	0.093
$\tilde{\rho}_2$	0.373	-25.38%	0.226	0.473	-5.40%	0.133	0.494	-1.18%	0.094
$\tilde{\rho}_1^*$	0.457	-8.55%	0.172	0.484	-3.25%	0.125	0.491	-1.71%	0.092
$\tilde{\rho}_2^*$	0.481	-3.85%	0.175	0.498	-0.42%	0.128	0.499	-0.15%	0.093
$\hat{\beta}$	1.154	15.36%	0.214	1.092	9.15%	0.131	1.053	5.29%	0.084
$\tilde{\beta}_1$	1.037	3.70%	0.139	1.021	2.12%	0.091	1.007	0.69%	0.064
$\tilde{\beta}_2$	1.052	5.18%	0.146	1.025	2.50%	0.093	1.008	0.78%	0.064
$\tilde{\beta}_1^*$	0.989	-1.14%	0.127	1.002	0.25%	0.087	0.998	-0.17%	0.063
$\tilde{\beta}_2^*$	0.987	-1.34%	0.127	1.001	0.10%	0.087	0.997	-0.25%	0.063
Static model									
$\hat{\beta}$	1.114	11.40%	0.183	1.065	6.46%	0.112	1.042	4.21%	0.076
$\tilde{\beta}_1$	1.011	1.13%	0.131	1.002	0.19%	0.086	0.999	-0.05%	0.061
$\tilde{\beta}_2$	1.011	1.13%	0.131	1.002	0.19%	0.086	0.999	-0.05%	0.061
$\tilde{\beta}_1^*$	0.990	-0.99%	0.128	0.994	-0.61%	0.086	0.996	-0.44%	0.061
$\tilde{\beta}_2^*$	0.990	-0.99%	0.128	0.994	-0.61%	0.086	0.996	-0.44%	0.061

Notes: The number of replications is 1000. Mean is the monte-carlo mean of the estimates. Bias is the percentage bias of the estimates relatively to the true value. RMSE is the root mean squared error. $\hat{\rho}$ and $\hat{\beta}$ are the uncorrected estimators of ρ_0 and β_0 respectively; $\tilde{\rho}_\tau$ and $\tilde{\beta}_\tau$ are the bias-corrected estimators using $\tilde{l}(\theta)$ and setting the truncation parameter at τ ; and $\tilde{\rho}_\tau^*$ and $\tilde{\beta}_\tau^*$ are the same as $\tilde{\rho}_\tau$ and $\tilde{\beta}_\tau$ except that they are derived from $\tilde{l}^*(\theta)$. $N = 56$. The model is $Y_{it} = 1(\rho_0 Y_{it-1} + X_{it}\beta_0 + \alpha_{i0} + \gamma_{t0} + \varepsilon_{it} > 0)$ for dynamic model with $Y_{i0} = 1(\beta_0 X_{i0} + \alpha_{i0} + \gamma_{00} + \varepsilon_{i0} > 0)$ and $Y_{it} = 1(X_{it}\beta_0 + \alpha_{i0} + \gamma_{t0} + \varepsilon_{it} > 0)$ for static model where the true value $\theta_0 = (\rho_0, \beta_0)' = (0.5, 1)'$ for the dynamic model and $\theta_0 = \beta_0 = 1$ for the static model, $1(\cdot)$ is the indicator function, ε_{it} is standard-logistically distributed, $\{\alpha_{i0}, \gamma_{t0}, \gamma_{00}\} \sim \mathcal{N}(0, 1/16)$, and $X_{it} = X_{it-1}/2 + \alpha_{i0} + \gamma_{t0} + \nu_{it}$ with $\nu_{it} \sim \mathcal{N}(0, 1/2)$ and $X_{i0} \sim \mathcal{N}(0, 1)$.

Table S2.3: Bias-corrected probit estimates with $\alpha_i U_{it} + \gamma_t$, $N = 56$

	$T = 14$			$T = 28$			$T = 56$		
	Mean	Bias	RMSE	Mean	Bias	RMSE	Mean	Bias	RMSE
Dynamic model									
$\hat{\rho}$	0.279	-44.16%	0.266	0.402	-19.59%	0.139	0.463	-7.50%	0.076
$\tilde{\rho}_1$	0.391	-21.82%	0.177	0.458	-8.49%	0.103	0.485	-3.08%	0.065
$\tilde{\rho}_2$	0.387	-22.62%	0.184	0.462	-7.63%	0.104	0.489	-2.24%	0.065
$\tilde{\rho}_1^*$	0.461	-7.85%	0.133	0.477	-4.65%	0.094	0.489	-2.16%	0.064
$\tilde{\rho}_2^*$	0.484	-3.17%	0.132	0.489	-2.23%	0.093	0.495	-0.90%	0.064
$\hat{\beta}$	1.162	16.18%	0.205	1.091	9.12%	0.119	1.056	5.56%	0.074
$\tilde{\beta}_1$	1.065	6.55%	0.133	1.023	2.30%	0.075	1.007	0.69%	0.047
$\tilde{\beta}_2$	1.076	7.60%	0.140	1.025	2.54%	0.076	1.007	0.71%	0.047
$\tilde{\beta}_1^*$	0.997	-0.29%	0.098	1.002	0.24%	0.067	1.000	0.01%	0.045
$\tilde{\beta}_2^*$	0.991	-0.94%	0.098	1.000	-0.05%	0.067	0.999	-0.11%	0.045
Static model									
$\hat{\beta}$	1.118	11.78%	0.158	1.067	6.75%	0.096	1.042	4.19%	0.063
$\tilde{\beta}_1$	1.034	3.36%	0.102	1.011	1.09%	0.065	1.001	0.11%	0.044
$\tilde{\beta}_2$	1.034	3.36%	0.102	1.011	1.09%	0.065	1.001	0.11%	0.044
$\tilde{\beta}_1^*$	1.002	0.18%	0.088	1.001	0.07%	0.062	0.997	-0.26%	0.044
$\tilde{\beta}_2^*$	1.002	0.18%	0.088	1.001	0.07%	0.062	0.997	-0.26%	0.044

Notes: The number of replications is 1000. Mean is the monte-carlo mean of the estimates. Bias is the percentage bias of the estimates relatively to the true value. RMSE is the root mean squared error. $\hat{\rho}$ and $\hat{\beta}$ are the uncorrected estimators of ρ_0 and β_0 respectively; $\tilde{\rho}_\tau$ and $\tilde{\beta}_\tau$ are the bias-corrected estimators using $\tilde{l}(\theta)$ and setting the truncation parameter at τ ; and $\tilde{\rho}_\tau^*$ and $\tilde{\beta}_\tau^*$ are the same as $\tilde{\rho}_\tau$ and $\tilde{\beta}_\tau$ except that they are derived from $\tilde{l}^*(\theta)$. $N = 56$. The model is $Y_{it} = 1(\rho_0 Y_{it-1} + X_{it}\beta_0 + \alpha_{i0}U_{it} + \gamma_{t0} + \varepsilon_{it} > 0)$ for dynamic model with $Y_{i0} = 1(\beta_0 X_{i0} + \alpha_{i0}U_{i0} + \gamma_{00} + \varepsilon_{i0} > 0)$ and $Y_{it} = 1(X_{it}\beta_0 + \alpha_{i0}U_{it} + \gamma_{t0} + \varepsilon_{it} > 0)$ for static model where the true value $\theta_0 = (\rho_0, \beta_0)' = (0.5, 1)'$ for the dynamic model and $\theta_0 = \beta_0 = 1$ for the static model, $1(\cdot)$ is the indicator function, ε_{it} is standard-normally distributed, $\{\alpha_{i0}, \gamma_{t0}, \gamma_{00}\} \sim \mathcal{N}(0, 1/16)$, and $X_{it} = X_{it-1}/2 + \alpha_{i0} + \gamma_{t0} + \nu_{it}$ with $\nu_{it} \sim \mathcal{N}(0, 1/2)$ and $X_{i0} \sim \mathcal{N}(0, 1)$. U_{it} is generated in the same way as X_{it} .

Table S2.4: Bias-corrected logit estimates with $\alpha_i U_{it} + \gamma_t$, $N = 56$

	$T = 14$			$T = 28$			$T = 56$		
	Mean	Bias	RMSE	Mean	Bias	RMSE	Mean	Bias	RMSE
Dynamic model									
$\hat{\rho}$	0.157	-68.58%	0.397	0.355	-28.93%	0.197	0.430	-14.04%	0.118
$\tilde{\rho}_1$	0.369	-26.14%	0.227	0.463	-7.32%	0.133	0.479	-4.21%	0.094
$\tilde{\rho}_2$	0.353	-29.48%	0.244	0.466	-6.77%	0.136	0.483	-3.41%	0.095
$\tilde{\rho}_1^*$	0.451	-9.75%	0.180	0.484	-3.22%	0.126	0.484	-3.16%	0.092
$\tilde{\rho}_2^*$	0.474	-5.15%	0.182	0.497	-0.65%	0.128	0.491	-1.86%	0.093
$\hat{\beta}$	1.140	14.03%	0.205	1.071	7.10%	0.118	1.047	4.71%	0.078
$\tilde{\beta}_1$	1.041	4.11%	0.143	1.005	0.48%	0.089	1.000	0.03%	0.060
$\tilde{\beta}_2$	1.053	5.26%	0.148	1.007	0.74%	0.089	1.001	0.07%	0.060
$\tilde{\beta}_1^*$	0.992	-0.85%	0.128	0.989	-1.10%	0.087	0.994	-0.55%	0.060
$\tilde{\beta}_2^*$	0.988	-1.17%	0.128	0.988	-1.24%	0.087	0.994	-0.62%	0.060
Static model									
$\hat{\beta}$	1.099	9.90%	0.168	1.060	5.97%	0.110	1.037	3.71%	0.071
$\tilde{\beta}_1$	1.015	1.47%	0.125	1.004	0.43%	0.087	0.997	-0.26%	0.058
$\tilde{\beta}_2$	1.015	1.47%	0.125	1.004	0.43%	0.087	0.997	-0.26%	0.058
$\tilde{\beta}_1^*$	0.990	-0.97%	0.120	0.996	-0.42%	0.086	0.994	-0.63%	0.058
$\tilde{\beta}_2^*$	0.990	-0.97%	0.120	0.996	-0.42%	0.086	0.994	-0.63%	0.058

Notes: The number of replications is 1000. Mean is the monte-carlo mean of the estimates. Bias is the percentage bias of the estimates relatively to the true value. RMSE is the root mean squared error. $\hat{\rho}$ and $\hat{\beta}$ are the uncorrected estimators of ρ_0 and β_0 respectively; $\tilde{\rho}_\tau$ and $\tilde{\beta}_\tau$ are the bias-corrected estimators using $\tilde{l}(\theta)$ and setting the truncation parameter at τ ; and $\tilde{\rho}_\tau^*$ and $\tilde{\beta}_\tau^*$ are the same as $\tilde{\rho}_\tau$ and $\tilde{\beta}_\tau$ except that they are derived from $\tilde{l}^*(\theta)$. $N = 56$. The model is $Y_{it} = 1(\rho_0 Y_{it-1} + X_{it}\beta_0 + \alpha_{i0}U_{it} + \gamma_{t0} + \varepsilon_{it} > 0)$ for dynamic model with $Y_{i0} = 1(\beta_0 X_{i0} + \alpha_{i0}U_{i0} + \gamma_{00} + \varepsilon_{i0} > 0)$ and $Y_{it} = 1(X_{it}\beta_0 + \alpha_{i0}U_{it} + \gamma_{t0} + \varepsilon_{it} > 0)$ for static model where the true value $\theta_0 = (\rho_0, \beta_0)' = (0.5, 1)'$ for the dynamic model and $\theta_0 = \beta_0 = 1$ for the static model, $1(\cdot)$ is the indicator function, ε_{it} is standard-logistically distributed, $\{\alpha_{i0}, \gamma_{t0}, \gamma_{00}\} \sim \mathcal{N}(0, 1/16)$, and $X_{it} = X_{it-1}/2 + \alpha_{i0} + \gamma_{t0} + \nu_{it}$ with $\nu_{it} \sim \mathcal{N}(0, 1/2)$ and $X_{i0} \sim \mathcal{N}(0, 1)$. U_{it} is generated in the same way as X_{it} .

Table S2.5: Bias-corrected probit estimates with $\alpha_i U_{it} + \gamma_t V_{it}$, $N = 56$

	$T = 14$			$T = 28$			$T = 56$		
	Mean	Bias	RMSE	Mean	Bias	RMSE	Mean	Bias	RMSE
Dynamic model									
$\hat{\rho}$	0.299	-40.20%	0.245	0.416	-16.83%	0.124	0.465	-6.98%	0.073
$\tilde{\rho}_1$	0.401	-19.87%	0.164	0.467	-6.54%	0.092	0.487	-2.66%	0.063
$\tilde{\rho}_2$	0.396	-20.79%	0.171	0.471	-5.83%	0.092	0.490	-1.95%	0.063
$\tilde{\rho}_1^*$	0.463	-7.38%	0.123	0.484	-3.19%	0.084	0.490	-1.97%	0.062
$\tilde{\rho}_2^*$	0.483	-3.30%	0.121	0.495	-1.08%	0.084	0.496	-0.89%	0.062
$\hat{\beta}$	1.164	16.39%	0.204	1.086	8.62%	0.113	1.054	5.43%	0.073
$\tilde{\beta}_1$	1.073	7.33%	0.133	1.022	2.24%	0.071	1.009	0.91%	0.047
$\tilde{\beta}_2$	1.083	8.32%	0.140	1.025	2.48%	0.072	1.009	0.95%	0.047
$\tilde{\beta}_1^*$	1.003	0.27%	0.094	1.000	0.02%	0.064	1.001	0.10%	0.045
$\tilde{\beta}_2^*$	0.997	-0.35%	0.093	0.998	-0.24%	0.063	1.000	0.00%	0.045
Static model									
$\hat{\beta}$	1.124	12.40%	0.170	1.067	6.67%	0.094	1.043	4.34%	0.063
$\tilde{\beta}_1$	1.042	4.18%	0.113	1.012	1.24%	0.064	1.005	0.52%	0.044
$\tilde{\beta}_2$	1.042	4.18%	0.113	1.012	1.24%	0.064	1.005	0.52%	0.044
$\tilde{\beta}_1^*$	1.007	0.73%	0.095	1.001	0.14%	0.060	1.000	0.03%	0.043
$\tilde{\beta}_2^*$	1.007	0.73%	0.095	1.001	0.14%	0.060	1.000	0.03%	0.043

Notes: The number of replications is 1000. Mean is the monte-carlo mean of the estimates. Bias is the percentage bias of the estimates relatively to the true value. RMSE is the root mean squared error. $\hat{\rho}$ and $\hat{\beta}$ are the uncorrected estimators of ρ_0 and β_0 respectively; $\tilde{\rho}_\tau$ and $\tilde{\beta}_\tau$ are the bias-corrected estimators using $\tilde{l}(\theta)$ and setting the truncation parameter at τ ; and $\tilde{\rho}_\tau^*$ and $\tilde{\beta}_\tau^*$ are the same as $\tilde{\rho}_\tau$ and $\tilde{\beta}_\tau$ except that they are derived from $\tilde{l}^*(\theta)$. $N = 56$. The model is $Y_{it} = 1(\rho_0 Y_{it-1} + X_{it}\beta_0 + \alpha_{i0}U_{it} + \gamma_{t0}V_{it} + \varepsilon_{it} > 0)$ for dynamic model with $Y_{i0} = 1(\beta_0 X_{i0} + \alpha_{i0}U_{i0} + \gamma_{00}V_{i0} + \varepsilon_{i0} > 0)$ and $Y_{it} = 1(X_{it}\beta_0 + \alpha_{i0}U_{it} + \gamma_{t0}V_{it} + \varepsilon_{it} > 0)$ for static model where the true value $\theta_0 = (\rho_0, \beta_0)' = (0.5, 1)'$ for the dynamic model and $\theta_0 = \beta_0 = 1$ for the static model, $1(\cdot)$ is the indicator function, ε_{it} is standard-normally distributed, $\{\alpha_{i0}, \gamma_{t0}, \gamma_{00}\} \sim \mathcal{N}(0, 1/16)$, and $X_{it} = X_{it-1}/2 + \alpha_{i0} + \gamma_{t0} + \nu_{it}$ with $\nu_{it} \sim \mathcal{N}(0, 1/2)$ and $X_{i0} \sim \mathcal{N}(0, 1)$. U_{it} and V_{it} are generated in the same way as X_{it}

Table S2.6: Bias-corrected logit estimates with $\alpha_i U_{it} + \gamma_t V_{it}$, $N = 56$

	$T = 14$			$T = 28$			$T = 56$		
	Mean	Bias	RMSE	Mean	Bias	RMSE	Mean	Bias	RMSE
Dynamic model									
$\hat{\rho}$	0.191	-61.74%	0.366	0.363	-27.35%	0.188	0.440	-12.05%	0.108
$\tilde{\rho}_1$	0.387	-22.65%	0.215	0.464	-7.22%	0.128	0.486	-2.72%	0.087
$\tilde{\rho}_2$	0.372	-25.61%	0.230	0.466	-6.80%	0.130	0.490	-2.02%	0.088
$\tilde{\rho}_1^*$	0.461	-7.88%	0.176	0.482	-3.51%	0.122	0.491	-1.87%	0.086
$\tilde{\rho}_2^*$	0.481	-3.72%	0.178	0.494	-1.27%	0.123	0.497	-0.70%	0.086
$\hat{\beta}$	1.138	13.80%	0.204	1.072	7.17%	0.116	1.047	4.69%	0.081
$\tilde{\beta}_1$	1.046	4.56%	0.145	1.010	0.97%	0.087	1.004	0.38%	0.063
$\tilde{\beta}_2$	1.056	5.61%	0.151	1.012	1.23%	0.087	1.004	0.43%	0.063
$\tilde{\beta}_1^*$	0.997	-0.34%	0.128	0.993	-0.66%	0.085	0.997	-0.28%	0.062
$\tilde{\beta}_2^*$	0.994	-0.60%	0.128	0.992	-0.80%	0.085	0.996	-0.35%	0.062
Static model									
$\hat{\beta}$	1.102	10.15%	0.175	1.052	5.15%	0.104	1.035	3.52%	0.070
$\tilde{\beta}_1$	1.021	2.06%	0.133	1.000	0.01%	0.086	0.999	-0.14%	0.059
$\tilde{\beta}_2$	1.021	2.06%	0.133	1.000	0.01%	0.086	0.999	-0.14%	0.059
$\tilde{\beta}_1^*$	0.995	-0.50%	0.126	0.991	-0.93%	0.085	0.994	-0.59%	0.058
$\tilde{\beta}_2^*$	0.995	-0.50%	0.126	0.991	-0.93%	0.085	0.994	-0.59%	0.058

Notes: The number of replications is 1000. Mean is the monte-carlo mean of the estimates. Bias is the percentage bias of the estimates relatively to the true value. RMSE is the root mean squared error. $\hat{\rho}$ and $\hat{\beta}$ are the uncorrected estimators of ρ_0 and β_0 respectively; $\tilde{\rho}_\tau$ and $\tilde{\beta}_\tau$ are the bias-corrected estimators using $\tilde{l}(\theta)$ and setting the truncation parameter at τ ; and $\tilde{\rho}_\tau^*$ and $\tilde{\beta}_\tau^*$ are the same as $\tilde{\rho}_\tau$ and $\tilde{\beta}_\tau$ except that they are derived from $\tilde{l}^*(\theta)$. $N = 56$. The model is $Y_{it} = 1 (\rho_0 Y_{it-1} + X_{it} \beta_0 + \alpha_{i0} U_{it} + \gamma_{t0} V_{it} + \varepsilon_{it} > 0)$ for dynamic model with $Y_{i0} = 1 (\beta_0 X_{i0} + \alpha_{i0} U_{i0} + \gamma_{00} V_{i0} + \varepsilon_{i0} > 0)$ and $Y_{it} = 1 (X_{it} \beta_0 + \alpha_{i0} U_{it} + \gamma_{t0} V_{it} + \varepsilon_{it} > 0)$ for static model where the true value $\theta_0 = (\rho_0, \beta_0)' = (0.5, 1)'$ for the dynamic model and $\theta_0 = \beta_0 = 1$ for the static model, $1(\cdot)$ is the indicator function, ε_{it} is standard-logistically distributed, $\{\alpha_{i0}, \gamma_{t0}, \gamma_{00}\} \sim \mathcal{N}(0, 1/16)$, and $X_{it} = X_{it-1}/2 + \alpha_{i0} + \gamma_{t0} + \nu_{it}$ with $\nu_{it} \sim \mathcal{N}(0, 1/2)$ and $X_{i0} \sim \mathcal{N}(0, 1)$. U_{it} and V_{it} are generated in the same way as X_{it}