

Improving Code Example Recommendations on Informal Documentation Using BERT and Query-Aware LSH: A Comparative Study

Sajjad Rahmani
Ecole de technologie superieure
Montreal, Canada
sajjad.rahmani.1@ens.etsmtl.ca

AmirHossein Naghshzan
Ecole de technologie superieure
Montreal, Canada
amirhossein.naghshzan.1@ens.etsmtl.ca

Latifa Guerrouj
Ecole de technologie superieure
Montreal, Canada
latifa.guerrouj@etsmtl.ca

Abstract—The study of code example recommendation has been conducted extensively in the past and recently in order to assist developers in their software development tasks. This is because developers often spend significant time searching for relevant code examples on the internet, utilizing open-source projects and informal documentation. For finding useful code examples, informal documentation, such as Stack Overflow discussions and forums, can be invaluable. We have focused our research on Stack Overflow, which is a popular resource for discussing different topics among software developers. For increasing the quality of the recommended code examples, we have collected and recommended the best code examples in the Java programming language. We have utilized BERT in our approach, which is a Large Language Model (LLM) for text representation that can effectively extract semantic information from textual data. Our first step involved using BERT to convert code examples into numerical vectors. Subsequently, we applied LSH to identify Approximate Nearest Neighbors (ANN). Our research involved the implementation of two variants of this approach, namely the Random Hyperplane-based LSH and the Query-Aware LSH. Our study compared two algorithms using four parameters: HitRate, Mean Reciprocal Rank (MRR), Average Execution Time, and Relevance. The results of our analysis revealed that the Query-Aware (QA) approach outperformed the Random Hyperplane-based (RH) approach in terms of HitRate. Specifically, the QA approach achieved a HitRate improvement of 20% to 35% for query pairs compared to the RH approach. Creating hashing tables and assigning data samples to buckets using the QA approach is at least four times faster than the RH approach. The QA approach returns code examples within milliseconds, while it takes several seconds (sec) for the RH approach to recommend code examples.

Index Terms—Stack Overflow, BERT, LSH, ANN, HitRate, MRR, LLM, Relevance

I. INTRODUCTION

Recommendation systems have become ubiquitous in various fields to enhance task efficiency and quality. Zhou *et al.* [29] note that software developers frequently write similar code examples multiple times due to the need to implement comparable functionalities in different projects. Therefore, during the software development process, a recommendation system can assist programmers in completing their tasks quickly and effectively by presenting them with the most pertinent and high-quality examples written by other programmers

[2]. Open-source projects and informal documentation are the two main sources of information that developers rely on to perform programming tasks. For instance, GitHub provides open-source projects that offer code examples for various tasks and code resources for use.

Informal documentation, as opposed to Open-Source projects, comprises data sources that developers use to exchange information and ideas about various tasks. These sources may include incomplete code examples such as bug reports, emails, and Stack Overflow posts [22]. However, code examples in informal documentation are typically trapped in natural language comments, which can make it challenging to extract relevant code entities and elements. Therefore, the objective of this paper is to propose a recommendation system that can suggest relevant code examples from Stack Overflow based on developers’ needs and tasks. Stack Overflow was chosen as the data source for the recommendation system as it is one of the most popular resources among developers for addressing programming issues [23].

This study centers on a vast collection of high-quality code examples, recognized and employed by developers as beneficial. The research specifically targets Java code examples posted on Stack Overflow in response to questions, between 2008 and May 2022, and preserved in dump files. Once pre-processing is done, the code examples are translated into numerical vectors using the BERT model, followed by the execution of two LSH-based algorithms: Random Hyperplane-based LSH and Query-Aware LSH, to minimize the search space and detect code examples that are similar to a user’s query.

Our decision to use both BERT and LSH was motivated by two key factors. Firstly, BERT has demonstrated its ability to extract semantic information from natural language texts in various applications, including cross-lingual translation [3], [42]. We believe that this capability can also be leveraged to extract semantic information from code examples and identify similarities between them. Secondly, due to the large amount of data samples exceeding 60K, it can be a tedious task to locate relevant code examples. However, LSH-based approaches like Random Hyperplane-based and Query-Aware

can be utilized to minimize the search space and facilitate the process of discovering relevant code examples.

Our focus in this paper is to evaluate the performance of our LSH-based algorithms by exploring two primary research questions:

RQ1: How do the *Random Hyperplane-based LSH* and *Query-Aware LSH* algorithms perform in recommending code examples, with regards to metrics such as *HitRate*, *Mean Reciprocal Rank*, *Average execution time*, and *Relevance*?

RQ2: Do any significant differences exist in the *Relevance* values between the *Random Hyperplane-based LSH* and *Query-Aware LSH* algorithms?

II. RELATED WORK

In this part, we have categorized the related work into different sections which are presented as subsections. The first section covers the proposed works on extracting code elements from informal documentation and identifying patterns of API methods that are frequently used together. The next category highlights research on recommending code examples from open-source projects. Finally, we discuss some research works that have utilized LSH in suggesting recommendation systems.

A. Informal Documentation

InfoZilla [16], aims to extract various components from bug reports, including patches, Stack traces, source code, and enumerations. To extract code elements, this approach employs an island parser based on the concept of islands within the sea, which searches for islands based on identifiers. The term "island" in this context refers to classes, conditional statements, functions, and assignments that can be used to locate code elements in discussions. The island parser used by InfoZilla is based on the works of Moonen *et al.* [17] and Bacchelli *et al.* [18]. Our approach differs from this research in that we do not utilize an island parser to identify code entities within discussions. Instead, we focus on extracting code examples from Stack Overflow posts that are enclosed by `code` tags. The purpose of this effort is to gather and suggest high-quality code examples according to the needs of developers.

ACE [19] utilizes the island parser concept along with naming conventions, such as Camel Case, to extract code elements that are embedded within informal documentation. This approach employs an island parser to locate Java code elements within Stack Overflow posts. ACE searches for qualified terms in the posts, including package names, variable declarations, and qualified variables, as well as class concepts like inheritance, constructors, and exceptions. Our research differs from ACE in that we extract code examples from Stack Overflow posts to create relevant code examples based on queries, specifically API methods. On the other hand, ACE focuses on extracting code elements such as API classes and API methods discussed in Stack Overflow posts.

Diamantopoulos *et al.* [20] have proposed an approach to extract code entities from Stack Overflow posts. This approach

extracts three types of entities from Stack Overflow, *i.e.*, Java code examples, including Assignments (AM), Function calls (FC), and Class instantiations (CI). Our approach utilizes the attention mechanism [4] implemented in the BERT model to identify similar code examples based on their semantic similarity rather than relying solely on code entities such as classes, variables, and functions.

Naghshzan *et al.* [5], [6] presented a new approach to generating natural language summaries for Android API methods using Stack Overflow discussions. The approach was evaluated through a survey of 16 developers and found to be a useful complementary source of information for software development and maintenance tasks. The study contributes to the field of code summarization and highlights the potential of unofficial documentation in the process.

Abdalkareem *et al.* [21] have proposed a method for extracting code examples from Stack Overflow posts by filtering special tags. The technique involves encoding the bodies of Stack Overflow posts in HTML, which allows for the identification of code examples embedded within `code` tags through a process of filtering. We have applied this approach in our work as our dataset had the same structure as its and the code element extraction method was applicable in our work for filtering code examples that were trapped inside Stack Overflow posts. While the approach in the study aims to determine the extent to which developers use Stack Overflow posts for Android project development based on project size, our research endeavors to extract code examples from natural language posts and suggest relevant examples based on developers' queries.

Kim *et al.* [22] presented FaCoY, which is a code-to-code recommendation system designed to identify code examples that are semantically similar to the query code. This work suffers from the drawback of producing a significant number of false positives, *i.e.*, returning a large number of irrelevant Stack Overflow posts as a result. To enhance the quality of our code example dataset for recommendation purposes, we employed code examples from Stack Overflow posts that were specifically labeled as answer posts.

The study by Rubei *et al.* [23] introduces PostFinder, a recommendation system plugin for Eclipse IDE that extracts contextual information from a developing project and Stack Overflow posts to provide recommendations for software developers. However, the approach requires natural language comments to identify relevant code examples, which is a drawback. In contrast, our recommendation system does not rely on natural language comments and can identify relevant code examples based solely on the examples themselves.

B. Open-source projects

Nguyen *et al.* [24] proposed FOCUS (API FunctiOn Calls and USage patterns) as a method to suggest a group of methods that are frequently utilized together by developers while working with particular APIs in their development projects. The suggested methods are accompanied by usage patterns that serve as a reference for developers to complete their coding tasks. This approach recommends API methods

based on the collaborative filtering concept. Using FOCUS, developers receive recommendations for relevant API invocations and code examples as useful references. However, unlike our approach, this method relies on the similarity of API method invocations to identify similar projects and lacks using informal documentation to suggest code examples.

Wang *et al.* [25] introduced UP-Miner (Usage-pattern Miner), which mines commonly used API methods from source code by applying BI-Directional Extension(BIDE) algorithm [12]. Extracting commonly used API methods and suggesting usage examples from informal documentation is not possible with UP-Miner. In contrast, our approach concentrates on providing the best code examples for API methods that we obtain from Stack Overflow.

Gu *et al.* [26] developed DeepAPI, a deep learning-based approach that generates API usage sequences by applying RNN Encoder-Decoder [11]. DeepAPI has relied on GitHub and JavaDoc to provide recommendations for code examples and overlooked valuable sources of informal documentation such as Stack Overflow. Our method, on the other hand, takes advantage of Stack Overflow by utilizing code examples tagged as answers to questions.

Raychev *et al.* [27] proposed an approach for code completion that utilizes neural networks. The primary concept of their approach is to employ a natural language processing model to forecast probabilities of sentences while searching for sequences of method invocations to complete the code. The approach uses N-gram and Recurrent Neural Network (RNN) methods to extract method sequences and index them into a statistical language model. Our proposed algorithms differ from this approach in that they utilize the Transformer (BERT) instead of the Neural Network (RNN). BERT is faster than RNN in processing sequential data such as text, as noted in a survey by De Mulder *et al.* [7], and it incorporates Attention and Self-Attention mechanisms to extract semantic information more effectively, as demonstrated in Devlin *et al.* research [3]. While the approach mentioned in the previous sentence concentrates on recommending the sequence of invoked API methods from open-source projects, our research focuses on recommending relevant code examples from Stack Overflow that correspond to API method queries

Thummalapenta *et al.* [28] presented a method for identifying hotspots and coldspots within a particular framework by extracting code examples from open-source repositories through mining. The SpotWeb approach utilizes a code search engine (CSE) to gather appropriate code examples of classes associated with the input framework. The CSE extracts code examples from open-source repositories based on the input query. This approach may aid in prioritizing bug reports by identifying hotspots. However, our approach relies on code examples sourced from Stack Overflow that have been tagged in developers' answers to questions, indicating that irrelevant code examples have already been filtered out.

Zhou *et al.* [29] developed Lancer, a code-to-code recommendation system that utilizes the BERT model to address the Out Of Vocabulary (OOV) problem in code recommendation.

Additionally, the approach employs the PageRank algorithm [13] to discover relevant libraries that are used together. In contrast to Lancer, which utilizes open-source projects, our approach concentrates on recommending code examples from Stack Overflow. Additionally, we employ a hybrid approach that involves the use of both BERT and LSH algorithms, as opposed to PageRank and BERT. Although our methodology differs from theirs, we employ the same evaluation metrics, specifically the HitRate parameter, to assess the effectiveness of our recommended code examples.

C. Locality Sensitive Hashing for Recommendation Systems

Ding *et al.* [30] utilized a combination of graph search and Locality-Sensitive Hashing (LSH) to locate similar instances of assembly code. Specifically, their approach involved using a hybrid strategy that relied on assembly code sources, especially when the main source code was not available. This technique, referred to as Adaptive LSH (ALSH), employed a tree structure to conduct the search. Upon receiving a query (q), the algorithm located the leaf node in various prefix trees. After a sufficient number of points had been identified, the subtrees were divided, and the search moved up a level, eliminating the least similar samples to decrease the search space.

Silavong *et al.* [31] introduced a code-to-code recommendation system that employs Locality Sensitive Hashing. The research utilizes ANTLR (ANother Tool for Language Recognition) to extract the Abstract Syntax Tree (AST) of code examples and then generates the Simplified Parse Tree (SPT) of the extracted structure. The system is query-based and relies on Minwise Hashing, which is based on four feature sets: Token, Parent, Sibling, and Variable Usages. Zhang *et al.* [32] introduced a recommendation system that uses both Locality Sensitive Hashing (LSH) and Collaborative Filtering (CF) simultaneously. To address issues related to time, space, and accuracy, they utilized a hybrid approach that combined minHash and SimHash to generate a signature matrix. The system then assigned signatures to buckets, grouping the most similar items in the same buckets. Aytekin *et al.* [33] presented an updated version of Locality Sensitive Hashing (LSH) that can be used to develop a recommendation system with high accuracy, even when working with vast amounts of data. Their approach is faster than the standard LSH and recommends more diverse candidates.

III. METHODOLOGY

In this section, we will describe the main steps of our methodology for recommending code examples using Stack Overflow: Data collection, data preprocessing, Extraction of code examples, applying the BERT model, using LSH algorithms for recommending code examples, and model assessment.

A. Data Collection

Our input dataset consists of Stack Overflow posts, which are among the most widely-used sources for accessing discussions related to various API methods in different programming

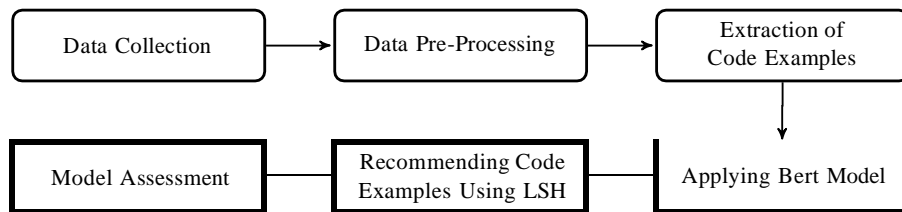


Fig. 1. The main steps of the followed Methodology

languages. To carry out our work, we downloaded Stack Overflow dump files. The dump files we obtained encompass all the discussions posted on Stack Overflow from 2008 to 2022. Similar to the approach followed in the study by Kim *et al.* [22], we have retrieved the archived dump files of Stack Overflow posts and imported them into an SQL Server database.

B. Data Pre-processing

Once the dataset was imported into an SQL database for organizational purposes, we proceeded to clean the data. This involved pre-processing the data to prepare it for the next step. To achieve this, we followed a four-step process.

Step 1: When we attempted to filter Stack Overflow posts that contained Java code examples using the Java tag, we found that many posts labeled with Java also included code examples in other programming languages such as Javascript and C. Therefore, we filtered the posts to only include those that had Java code examples and excluded any that incorporated examples of other programming languages.

Step 2: Our database contains rows that represent posts and each row has 20 columns that display various aspects of a post. To obtain the posts necessary for our analysis, we have used the columns *Id*, *AcceptedAnswerId*, and *Score* for filtering. *Id* is a post’s unique identifier and *AcceptedAnswerId* indicates the *Id* of the post that is marked as the answer to a question post. Typically, most question posts have corresponding answer posts, and the *AcceptedAnswerId* of the answer post is recorded in the database. The valid *AcceptedAnswerId* values are stored in a table within the database for use in the subsequent steps.

Step 3: During this step, the answer posts are retrieved from the SQL database by filtering the posts where the “*Id*” equals the “*AcceptedAnswerId*”. However, it is important to note that some questions on Stack Overflow may not have any answers, resulting in an empty “*AcceptedAnswerId*” field in those particular rows.

Step 4: After the filtration process in the previous steps, the resulting dataset contains Answer posts that have been specifically labeled by developers and their corresponding scores, indicating the level of approval and popularity among other users. we further applied a threshold on the score values and selected posts with scores greater than or equal to 2.

TABLE I
DATA EXTRACTED FROM STACK OVERFLOW.

Posts	Count
Posts with Java tags and not other programming languages	377,517
Posts incorporating <code> tag	198,911
Code examples with more than 100 characters	128,688
Filtering non-code examples	97,084
Code examples with scores greater than or equal to 2	61,361

C. Extraction of Code Examples from Informal Documentation

Following the extraction of answer posts, it was necessary to extract code examples due to their integration with natural language comments. To achieve this, we filtered the code by identifying <pre><code> and </code></pre> tags within the posts to extract relevant examples. We replicated the approach suggested by Abdalkareem *et al.* [21] for code example extraction from Stack Overflow posts during this process. Table I demonstrates a summary of followed steps for filtering high-quality posts which were accomplished during steps 2 and 3 of our methodology.

D. Applying BERT model

We utilized the sentence_transformers framework in Python to applying the *BERT* model to our extracted code examples. This framework allows for the representation of text and images as dense numerical vectors. Our research used the pre-trained *BERT* model, which has been made publicly accessible in over 100 languages. We fine-tuned this model based on our dataset. Each code example sample was fed as input to *BERT*, which combined token-based and semantic-based information to create a uniform (1*768) vector.

E. Recommending Code Examples Using LSH

After embedding code examples into numerical vectors, we have applied two *LSH* algorithms, namely the *Random Hyperplane-based approach* and the *Query-aware approach*, to tackle our problem. The former assigns data samples into different buckets without taking the query into account, whereas the latter considers the query when assigning data samples. We incorporated both methods in our methodology and compared their outcomes, as previous research, has suggested that the Query-Aware approach (i.e., the second algorithm) performs better than Query-Oblivious approaches

(i.e., the first algorithm) in retrieving data samples similar to a given query [34].

1) *Random Hyperplane-based LSH*: To recommend code examples for API methods, we utilized Algorithm 1 from the work of Charikar *et al.* [35] to perform dimensionality reduction of numerical vectors from high to lower dimensions. The resulting numbers were converted from decimal to binary values and sorted into buckets based on their binary values. This approach helped to find similar items to a given query, whether it be a natural language question or an API method, in a lower-dimensional space, using both data samples (code examples) and query vectors.

To explain the Random Hyperplane-based LSH algorithm, we followed the steps outlined in Algorithm 1. In this algorithm, data samples' vectors (D) are multiplied by randomized vectors (R), and the number of hash tables (M) determines how many times this process is repeated. This reduces the dimensionality of the data samples by mapping them to a lower dimension (k) (step 4). The resulting values are converted to binary values of 1 and 0 based on whether they are greater than or less than 0 (steps 5 and 6) and assigned to buckets based on their binary values (step 7).

The same process is applied to the query vector, and the resulting vector is also assigned to a bucket (steps 9 to 13). Data samples with the same bucket ID as the query vector are collected from all hash tables, and the cosine similarity between each data sample and the query vector is calculated and ranked based on their similarity values (from top to bottom) (step 15). Finally, the top N recommendations are returned to the user based on the number of recommendations (step 16).

To perform the mapping of data samples from a higher dimension to a lower one, we used random vectors of dimension ($768 * d$) that followed a Gaussian distribution. This is in line with Charikar's approach of using Gaussian distribution to create random vectors for mapping data samples to d -dimensional vectors.

2) *Query-aware approach*: Query-oblivious methods assign data samples to buckets without taking into account the query, which may result in similar data samples being filtered out from the candidate set for the query. To address this issue, Huang *et al.* [34] proposed the Query-Aware LSH, where the query plays a role in assigning objects (data samples) to query bucket partitions. Similar to the Random Hyperplane-based algorithm, the Query-Aware algorithm is applied to code examples as data samples and natural language questions or API methods as queries. The Query-Aware approach resolves the problem of random shift that occurs when mapping data samples to a lower-dimensional space to assign them to buckets in traditional Query-Oblivious LSH algorithms. For example, E2LSH [8] applies a random shift (b) after mapping the data sample into a lower-dimensional space. This random shift may negatively affect the process of finding the most similar data samples and assigning them to different buckets from the query. The Query-Aware approach simplifies the

Algorithm 1 Random Hyperplane based LSH. Adapted from Charikar *et al.* [35]

```

1: For  $D$  as Data samples,  $R$  as a Randomized vector and  $M$ 
   as the number of hash tables;
2: for  $i \leftarrow 1$  to  $M$  do
3:   For Data Samples:
4:    $Result_{N*K} \leftarrow D_{N*768} * R_{768*K}$ ;
5:    $SgnResult \leftarrow Sign(Result_{N*K})$ ;
6:   if the items of the  $SgnResult$  are negative assign 0,
   otherwise they are already 1;
7:    $BucketId \leftarrow \prod_{i=0}^{k-1} 2^i * SgnResult[i]$ ;
8:   For Query Vector:
9:   For  $Q$  as Query vector and  $R$  as a Randomized vector;
10:   $QResult_{N*K} \leftarrow Q_{1*768} * R_{768*K}$ ;
11:   $SgnQRes \leftarrow Sign(QResult_{N*K})$ ;
12:  if the items of the  $SgnQRes$  are negative assign 0,
   otherwise they are already 1;
13:   $QBucketId \leftarrow \prod_{i=0}^{k-1} 2^i * SgnQRes[i]$ ;
14: end for
15: Retrieve the samples ( $u$ ) that are at the same bucket as
   query vector ( $q$ ) from all of the hash tables and rank them
   based on Cosine similarity;
16: Retrieve top  $N$  similar samples as recommendation items;

```

computation by eliminating the random shifting step [34].

Algorithm 2 represents data samples with D , randomized vector with R , number of hash tables with M , and the threshold value with l . The threshold value specifies the number of times that the Euclidean distance between a hash vector of a data sample and the query's hash vector is less than or equal to $w/2$. In this algorithm, based on the number of hash tables, random vectors are generated. In each hash table, data samples are multiplied by their corresponding random vector to generate their hash values (step 3). Then, the Euclidean distance of each data sample's hash value is measured against the hash value of the query sample. If the distance value is less than or equal to $w/2$, the occurrence number of these samples is incremented by 1 (step 4). If the occurrence number of a data sample (i.e., code example) is greater than or equal to the threshold value l , it is added to the candidate set (C) (steps 5 to 7). After collecting the candidate samples, their Euclidean distance from the query vector is calculated and ranked incrementally (steps 9 to 10). Finally, the top N samples are recommended as the most similar code examples to the query (step 11). This approach filters the data samples based on the given query in two steps: (1) filtering based on the hash value similarity of the samples and the query and (2) selecting the filtered samples based on their similarity to the query.

F. Model Assessment

Once we implemented our LSH-based algorithms, which were the Random Hyperplane-based and Query-Aware approaches, we needed to evaluate their performance. To achieve this, and for comparison purposes, we utilized four different metrics: HitRate, Mean Reciprocal Rank (MRR), Average Ex-

Algorithm 2 Query-Aware LSH. Adapted from Huang *et al.* [34]

```
1: For  $D$  as Data samples and  $R$  as a Randomized vector,
    $M$  as the number of hash tables,  $l$  as the threshold of the
   occurrence of a data sample ;
2: for  $i \leftarrow 1$  to  $M$  do
3:   Impose Hash functions by multiplying objects ( $O_i$ )
   and query vector to Randomized vectors;
4:   Increase  $\#Col(O_i)$  if the  $|H_i(O_i) - H_i(q)| \leq w/2$ ;
5:   if  $\#Col(O_i) \geq l$  then
6:      $C = C \cup O_i$ ;
7:   end if
8: end for
9: Calculate the Euclidean distance between  $O_i$  in  $C$  and  $q$ 
10: Sort the Euclidean distances incrementally;
11: Retrieve the top  $N$  candidates as recommendation items
    from the sorted list;
```

ecution time, and Relevance. HitRate and MRR were chosen based on their adoption by previous research [29], while the Relevance metric was taken from PostFinder [23]. To measure these metrics, we asked for feedback from two experienced software developers who evaluated the recommended code examples.

IV. EMPIRICAL EVALUATION

Our methodology is assessed utilizing the Basili framework [36], which includes four phases: definition, planning, operation, and interpretation. Additionally, we followed the instructions outlined by Wohlin [37] to conduct experiments based on the Basili framework in order to assess our recommendation system.

A. Definition and planning of the study

The *goal* of this study is to assess the effectiveness of our proposed algorithms in retrieving relevant code examples from Stack Overflow.

The quality focus measures various quality metrics, such as *HitRate*, *Mean Reciprocal Rank (MRR)*, *Average Execution Time*, and *Relevance*, for the two LSH-based algorithms implemented.

The perspective of the study is developers and researchers interested in recommendation systems that aid in software development by suggesting code examples through informal documentation.

The context is based on the code examples mentioned by programmers and software developers in Stack Overflow posts. The dataset used in this study comprises Stack Overflow posts submitted between 2008 to 2022.

B. Research questions

The proposed algorithms are evaluated in terms of recommending relevant code examples by examining two main research questions. Therefore, we will examine the

following research questions.

RQ1: What is the performance comparison between the Random Hyperplane-based LSH and the Query-Aware LSH approaches in recommending code examples, considering metrics such as Hit Rate, Mean Reciprocal Rank, Average execution time, and Relevance?

RQ2: Does the Random Hyperplane-based LSH approach differ from the Query-Aware LSH approach in terms of Relevance when recommending code examples?

C. Variable Selection

In this section, we will introduce and clarify the metrics that we utilized to evaluate our work. Our research focuses on the type of approach employed as the independent variable, with two distinct values for this factor:

- *Random Hyperplane-based LSH approach*
- *Query-Aware LSH approach*

Within our study, we have examined several dependent variables, such as HitRate, MRR, Average execution time, and Relevance. In the following sections, we will provide a more detailed explanation of each of these metrics.

HitRate: When given a set of queries (Q), the HitRate@ k metric calculates the proportion of queries that have generated at least one relevant result among the top k recommended items. The following formula provides a definition for this parameter [29]:

$$HitRate@K = \frac{1}{|Q|} \times_{q \in Q} H(R(Q), k) \quad (1)$$

Based on the provided equation, Q represents a set of queries and $H(R(Q), k)$ is a function that returns 1 if at least one relevant item appears among the top k recommended items. Otherwise, it returns 0. The *HitRate* metric is computed as the average of the 0 and 1 values, and a higher value of this metric indicates a more effective recommendation system. Specifically, if the *HitRate* value is close to 1, it suggests that the recommendation system is successful.

Mean Reciprocal Rank (MRR): The *MRR* metric is calculated as the average of the inverse of the first rank of the recommended items when the *HitRate* occurs. To illustrate, suppose that two queries have been executed and the *HitRate* of returned results for each of them is at the second and third ranks, respectively. In this case, the *MRR* is the average of $(1/2 + 1/3)$. The following formula defines the *MRR* metric ([29]).

$$MRR = \frac{1}{|Q|} \times_{q \in Q} \frac{1}{\text{First rank of the relevant result}} \quad (2)$$

Average Execution Time: Our approach's execution time is measured in two stages: the first stage involves measuring the time taken to apply hashing algorithms to data samples, and the second stage measures the time it takes to return results

TABLE II
THE SCORING SCALE OF THE RELEVANCE METRIC

Score	Description
0	No result has been returned
1	The result returned is not relevant
2	There are some hints but still out of context
3	The results incorporate some relevant results but not key features
4	The returned results are in the context of the query and are helpful

when hashing has already been applied. These measures are evaluated based on the number of hash tables utilized.

Relevance: In our study, we use a metric called "Relevance" which indicates the score assigned by developers to the recommended items, specifically code examples in our case [23]. The scores are determined according to table II.

D. Participants

The metrics were measured with the participation of two experienced software developers, one of whom is the author of this thesis and the second developer is part of this research work. During the experiment, the developers first evaluated the recommendation items individually based on the above-mentioned metrics. They then discussed and agreed on the values given for each query.

E. Analysis Method

To compare metrics that have numerical values, such as relevance, we used the Wilcoxon Rank Sum Test [38]–[40]. This non-parametric test was chosen because our data did not follow a normal distribution. The test works by ranking the data samples from lowest to highest and summing the ranks of the two groups. It evaluates whether there is a significant difference between the medians of the two groups.

Next, we examined the hypotheses by comparing the obtained values with predetermined threshold values [40]. Two hypotheses were formulated for the comparison, with the first one assuming no difference between the two dependent groups, and the alternative hypothesis assuming a difference between the two dependent groups. We utilized the Wilcoxon Rank Sum test to evaluate the Relevance metric for both algorithms investigated in our list of queries, which consisted of either natural language queries or Java API methods. A detailed discussion of this will be presented in Results section.

V. RESULTS

There are two types of queries *i.e.*, Natural Language and API Names-based queries that we have considered for the comparison of LSH-based algorithms that are listed in Table III. These are the queries that are extracted from other publications [22], [41].

RQ1: What is the performance comparison between the Random Hyperplane-based LSH and the Query-Aware LSH

approaches in recommending code examples, considering metrics such as Hit Rate, Mean Reciprocal Rank, Average execution time, and Relevance?

Table IV demonstrates the values of HitRate (3rd to 5th columns), MRR (6th column), and Relevance (7th column) metrics. According to this table, for natural language-based queries, the *HitRate* values are (0.2, 0.5, 0.55) and (0.5, 0.8, 0.9) respectively for the top 10, 20, and 30 recommendations generated by *Random Hyperplane-based LSH* and *Query-Aware LSH*. The results indicate that *Query-Aware LSH* gives better results than *Random Hyperplane-based LSH* in terms of *HitRate*. This is because *Query-Aware LSH* is capable of identifying more relevant code examples based on the given query. As the number of recommended examples increases, the likelihood of finding relevant code also increases, resulting in a higher *HitRate* value.

Additionally, Table IV presents a notable discovery regarding the *MRR* measure, which reveals a difference in performance depending on the type of query used. Specifically, both the *Random Hyperplane-based LSH* and *Query-Aware LSH* algorithms perform better in terms of *MRR* values when handling API method names as queries, compared to Natural Language-based queries. The two algorithms demonstrate almost identical *MRR* values for the same query type. A higher *MRR* value implies that the algorithm returns relevant code examples at a lower rank, while a lower *MRR* value indicates that the algorithm returns relevant code examples at higher ranks or fails to return any relevant results.

Moreover, table IV provides a summary of the *Relevance* metric results for the various types of queries and algorithms evaluated. According to our findings, natural language-based queries produce higher *Relevance* scores when recommending code examples. This result can be attributed to the use of the *BERT* model, which considers both the semantic and contextual information of queries and code examples ([3]). As a result, it performs well when processing natural language text compared with API Names.

Table V presents the average execution times for the LSH creation and recommendation processes of both the *Random Hyperplane-based LSH* and the *Query-Aware LSH* algorithms. We conducted measurements on these elements using varying numbers of hash tables, ranging from 2 to 50. The number of hash tables determines how frequently the hashing algorithm is applied to both the query and data samples. Increasing the number of hash tables leads to more data points being mapped to the same bucket as the query, resulting in a higher likelihood of finding more similar data samples and therefore improving the accuracy of the nearest neighbor search. However, a larger number of hash tables can also increase the computational complexity. Furthermore, Table V displays the average execution time for all considered queries, revealing that the *Query-Aware LSH* algorithm outperforms the *Random Hyperplane-based* algorithm in both the LSH creation phase and the recommendations generation phase. On

TABLE III
DIFFERENT QUERY TYPES.

Query ID	Natural Language based	API Names based
Query 1	How to add an image to a JPanel?	Jpanel.add()
Query 2	How to generate a random alpha-numeric string?	StringBuilder.append()
Query 3	How do I create a file and write to it?	Writer.write()
Query 4	How do I invoke a Java method when given the method name as a string?	Method.invoke()
Query 5	Remove HTML tags from a String?	Jsoup.parse()
Query 6	How to get the path of a running JAR file?	URLDecoder.decode()
Query 7	Getting a File's MD5 Checksum in Java	MessageDigest.digest()
Query 8	Loading a properties file from Java package	Properties.load()
Query 9	How can I play sound in Java?	AudioSystem.getAudioInputStream()
Query 10	What is the best way to SFTP a file from a server?	JSch.getSession()
Query 11	How to read a CSV file?	BufferedReader.readLine()
Query 12	How to generate MD5 hash code?	MessageDigest.getInstance()
Query 13	How to send a packet via UDP?	DatagramSocket.send()
Query 14	How to split a string?	String.split()
Query 15	How to play an audio file?	MediaPlayer.play()
Query 16	How to upload a file to FTP?	FTPClient.storeFile()
Query 17	How to initialize a thread?	thread.start()
Query 18	How to connect to a JDBC database?	DriverManager.getConnection()
Query 19	How to read a ZIP archive?	zipFile.getInputStream()
Query 20	How to send an email?	MimeMessage.setFrom()

TABLE IV
SUMMARY OF RESULTS OF HITRATE, MRR AND RELEVANCE METRICS FOR DIFFERENT QUERY TYPES.

Query Type	Approaches	HitRate (Top 10)	HitRate (Top 20)	HitRate (Top 30)	MRR	Relevance
<i>Natural Language-based Queries</i>	<i>Random Hyperplane-based LSH</i>	0.2	0.5	0.55	0.0774	1.7
	<i>Query-Aware LSH</i>	0.5	0.8	0.9	0.2582	2.7
<i>API Names-based Queries</i>	<i>Random Hyperplane-based LSH</i>	0.15	0.25	0.3	0.07142	2.05
	<i>Query-Aware LSH</i>	0.5	0.5	0.5	0.246	2.65

average, the *Query-Aware LSH* algorithm took 11.21 seconds to create hash tables and less than 1 millisecond to generate code examples recommendations. Conversely, the *Random Hyperplane-based* algorithm took 49.56 seconds on average to create hash tables and 0.98 seconds on average to generate code examples recommendations.

Figure 2 illustrates the time of the creation of Hash tables, along with the allocation of data samples to their respective buckets, for the two algorithms proposed, namely the *Random Hyperplane-based* and the *Query-Aware LSH*. It can be observed from the figure that the range of values for this metric for these algorithms are (4.77, 113.85) and (1.014, 26.926) respectively. Figure 3 displays the Boxplot representation of the LSH creation time for the two algorithms being considered in this study, namely, the *Random Hyperplane-based* and the *Query-Aware LSH* algorithms. The figure shows that the first quartile, median, and third quartile values for the first and second algorithms are (11.274, 43.115, 86.153) and (2.297, 10.203, 19.893), respectively. Moreover, the range between

the Maximum and Minimum values for the two algorithms are 109.0755 and 25.912, respectively.

The recommendation time for the *Random Hyperplane-based* algorithm fluctuates between 0.3241 seconds to 1.241 seconds as the number of Hash tables increases from 2 to 50, as shown in Figure 4. On the other hand, the recommendation time for the *Query-Aware LSH* algorithm ranges from 0.00077 seconds to 0.000861 seconds, which is significantly lower than that of the *Random Hyperplane-based* algorithm. Figure 5 illustrates the Boxplot of the recommendation time for both the *Random Hyperplane-based* and *Query-Aware LSH* algorithms. As per the plot, the first Quartile, Median, and third Quartile values for the *Random Hyperplane-based* algorithm are (0.373, 1.236, 1.2814), while for the *Query-Aware LSH* algorithm, the values are (0.0007476, 0.0008623, 0.0007533). Additionally, the difference between the Maximum and Minimum values for the two algorithms is 0.9573 and 0.0001257, respectively.

The results discussed can be accounted for by the approach of *Query-Aware LSH*, which doesn't necessitate placing all data

TABLE V

THE AVERAGE EXECUTION TIME OF THE PROPOSED APPROACHES, *i.e.*, *Random Hyperplane-based LSH* (1) AND *Query-Aware LSH* (2) (IN SECONDS).

Number of hash tables	LSH creation time(1)	Recommendation time(1)	LSH creation time(2)	Recommendation time(2)
2	4.7735	0.3241	1.01475	0.000779
5	11.274	0.373	2.297	0.0007476
10	22.420	1.247	4.519	0.0008069
20	43.115	1.236	10.203	0.0008623
30	65.348	1.225	13.668	0.0007353
40	86.153	1.2814	19.893	0.0007533
50	113.849	1.241	26.926	0.000861

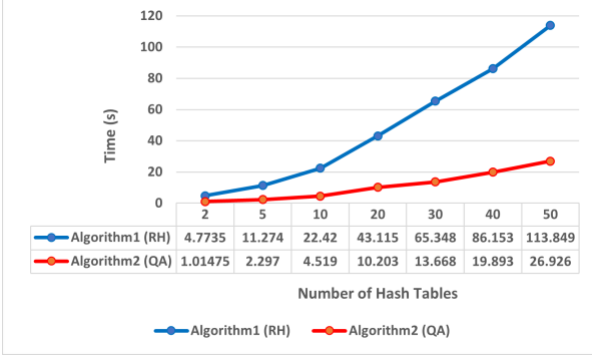


Fig. 2. LSH Creation time based on the number of Hash Tables Adapted from [9].

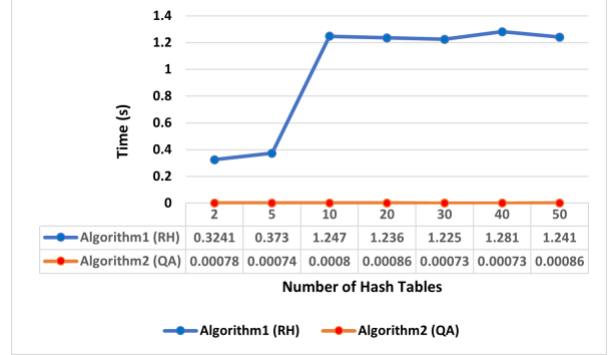


Fig. 4. LSH Recommendation time based on the number of Hash Tables Adapted from [9].

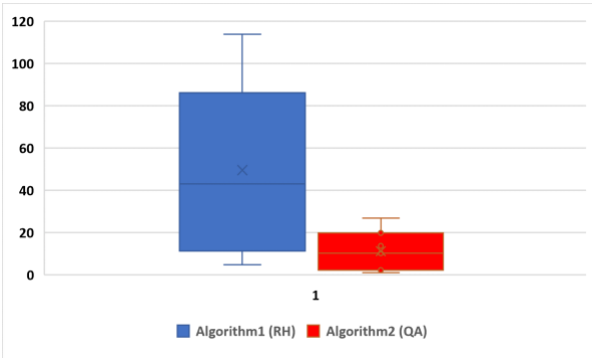


Fig. 3. Boxplot of LSH Creation time based on the number of Hash Tables Adapted from [9].

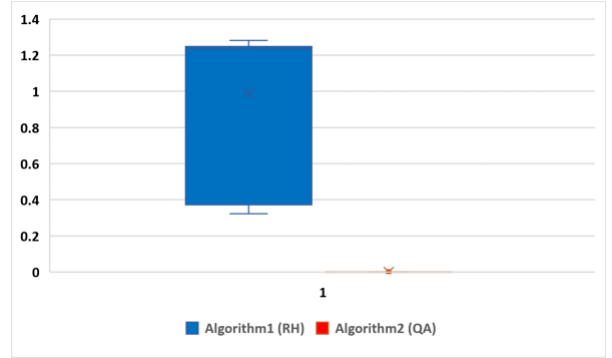


Fig. 5. Boxplot of LSH Recommendation time based on the number of Hash Tables Adapted from [9].

samples into buckets. Instead, it focuses on only those samples whose hash values are in proximity to the query's hash value. Additionally, the Query-Aware LSH algorithm decreases the search space by excluding data samples whose hash vectors are near the query during the LSH creation. This takes place at the initial stage of the search process, resulting in the algorithm's ability to identify relevant samples more effectively [34].

RQ2: Does the Random Hyperplane-based LSH approach differ from the Query-Aware LSH approach in terms of Relevance when recommending code examples?

The second research question was addressed by formulating a null hypothesis and an alternative hypothesis, as stated below:

- H_{02} : There is no statistically significant difference between the *Query-Aware LSH* and the *Random Hyperplane-based LSH* in terms of *Relevance*.
- H_{a2} : There is a statistically significant difference between the *Query-Aware LSH* and the *Random Hyperplane-based LSH* in terms of *Relevance*.

We present the findings from our evaluation of two algorithms: the *Random Hyperplane-based LSH* and the *Query-Aware LSH*. We conducted a comparison between these two algorithms using the Wilcoxon Rank Sum Test. Specifically, we examined whether there was a significant difference between the algorithms in terms of their ability to provide relevant code

TABLE VI
THE RESULT OF A WILCOXON RANK SUM TEST BASED ON THE RELEVANCE METRIC FOR DIFFERENT QUERY TYPES

Query Type	Critical U-value	U-value	Z-Score	Critical P-value	P-value	Result
<i>Natural Language-based</i>	127	107	-2.5	0.05	.012	Significant
<i>API-based</i>	37	47	-1.41	0.05	.16	Not Significant

examples for both natural language-based and API method names-based queries.

Table VI presents a summary of the "Relevance" outcomes for queries based on natural language and API methods' names. For natural language-based queries, the U-value is 107, the U-value is lower than the critical U-value, which indicates that the results are not due to chance and there is a significant difference between the two algorithms in terms of Relevance. Moreover, as shown in table VI for the API methods' names-based queries, since the U-value is higher than the critical U-value, the differences between the two groups are more likely to be attributed to chance. Therefore, the null hypothesis cannot be rejected in this case.

VI. THREATS TO VALIDITY

Despite the careful execution of our evaluation step, there are certain factors that could potentially compromise the validity of our empirical evaluation. These threats to validity can be categorized into four distinct categories [43].

A. Internal Validity

Our study may face certain potential threats to internal validity that could affect the accuracy of the results. One such threat is related to the pre-processing of the data samples, which involved filtering based on regular expressions, code example length, and post-score. While this process may have excluded some posts that contained valid usage of API methods, there is a possibility that some code examples that were useful were too short (one or two lines) and were consequently eliminated. This could potentially undermine the validity of the outcomes and necessitates careful consideration. Additionally, some code examples that demonstrated the correct usage of API methods may have been filtered out due to their low scores, which did not meet the specified threshold values. This too could pose a threat to the validity of our findings.

B. External validity

Although we tested our algorithms on Java code examples sourced from Stack Overflow posts, it may be necessary to assess their performance on posts containing code examples in different programming languages, such as C/C++ or Python. Doing so would enable us to gauge the ability of our LSH-based algorithms to retrieve relevant code examples in various programming languages and assess their performance based on predefined metrics.

C. Construct validity

One potential threat to the construct validity of our study is the absence of controlled experiments and surveys that could provide deeper insights into our findings. Our recommendation approach was assessed by two software developers with experience in Java and Android languages, who have worked on multiple projects. Nonetheless, in order to obtain a more comprehensive evaluation of our algorithms, it is important to test them with a larger and more diverse group of developers, including individuals with differing levels of expertise, ranging from junior to senior.

D. Conclusion Validity

We provided all necessary details for replicating our study in the online appendix¹. However, applying our results to other domains requires careful analysis of that domain to address any uncertainties.

VII. CONCLUSION AND FUTURE WORK

Based on our findings, it appears that utilizing natural language queries yields more accurate search results compared to API-based queries. Additionally, the recommendation system proves to be more effective in retrieving relevant information when using natural language queries. When analyzing both types of queries, the Query-Aware LSH consistently outperforms the Random Hyperplane-based LSH in terms of metrics such as HitRate, MRR (Mean Reciprocal Rank), Average Execution time, and Relevance. Through the use of the Wilcoxon Rank Sum test, we determined that the Query-Aware LSH performs better than the Random Hyperplane-based LSH specifically when the query is in a natural language format, but not for API Names-based queries.

As part of our future plans, we aim to further advance our approach and transform it into a recommendation system that can be integrated into the Eclipse IDE as a plugin. This will enable the system to offer assistance to developers with their ongoing tasks within the IDE. In addition, we plan to carry out large-scale controlled experiments involving software developers who will utilize our recommender system to accomplish their software engineering and evolution tasks. Furthermore, we intend to explore other informal documentation sources such as email discussions, forums, and bug reports to gather more code examples to enhance recommendations provided to developers.

¹<https://github.com/icsmeso2023/icsmeso2023>

REFERENCES

- [1] Zhou, S., Shen, B., & Zhong, H. (2019, November). Lancer: Your code tell me what you need. In 2019 34th IEEE/ACM International Conference on Automated Software Engineering (ASE) (pp. 1202-1205). IEEE.
- [2] Di Rocco, J., Di Ruscio, D., Di Sipio, C., Nguyen, P. T., & Rubei, R. (2021). Development of recommendation systems for software engineering: the CROSSMINER experience. *Empirical Software Engineering*, 26(4), 69.
- [3] Devlin, J., Chang, M. W., Lee, K., & Toutanova, K. (2018). Bert: Pre-training of deep bidirectional transformers for language understanding. *arXiv preprint arXiv:1810.04805*.
- [4] Niu, Z., Zhong, G., & Yu, H. (2021). A review on the attention mechanism of deep learning. *Neurocomputing*, 452, 48-62.
- [5] A. Naghshzan, L. Guerrouj and O. Baysal, "Leveraging Unsupervised Learning to Summarize APIs Discussed in Stack Overflow," 2021 IEEE 21st International Working Conference on Source Code Analysis and Manipulation (SCAM), Luxembourg, 2021, pp. 142-152, doi: 10.1109/SCAM52516.2021.00026.
- [6] Naghshzan, A. (2022). Towards Code Summarization of APIs Based on Unofficial Documentation Using NLP Techniques. *arXiv preprint arXiv:2208.06318*.
- [7] De Mulder, W., Bethard, S., & Moens, M. F. (2015). A survey on the application of recurrent neural networks to statistical language modeling. *Computer Speech Language*, 30(1), 61-98.
- [8] Datar, M., Immorlica, N., Indyk, P., Mirrokni, V. S. (2004, June). Locality-sensitive hashing scheme based on p-stable distributions. In *Proceedings of the twentieth annual symposium on Computational geometry* (pp. 253-262).
- [9] Rahmani, S. (2023). Towards recommending code examples using informal documentation (Doctoral dissertation, École de technologie supérieure)
- [10] Wilcoxon, F. (1992). *Individual comparisons by ranking methods* (pp. 196-202). Springer New York.
- [11] Medsker, L. R., Jain, L. C. (2001). *Recurrent neural networks. Design and Applications*, 5, 64-67.
- [12] Wang, J., Han, J. (2004, April). BIDE: Efficient mining of frequent closed sequences. In *Proceedings. 20th international conference on data engineering* (pp. 79-90). IEEE.
- [13] Rogers, I. (2002). *The Google Pagerank algorithm and how it works*.
- [14] Kim, K., Kim, D., Bissyandé, T. F., Choi, E., Li, L., Klein, J. & Traon, Y. L. (2018). FaCoY: a code-to-code search engine. *Proceedings of the 40th International Conference on Software Engineering*, pp. 946-957.
- [15] Rubei, R., Di Sipio, C., Nguyen, P. T., Di Rocco, J. & Di Ruscio, D. (2020). PostFinder: Mining Stack Overflow posts to support software developers. *Information and Software Technology*, 127, 106367.
- [16] Bettenburg, N., Premraj, R., Zimmermann, T. & Kim, S. (2008). Extracting structural information from bug reports. *Proceedings of the 2008 international working conference on Mining software repositories*, pp. 27-30.
- [17] Moonen, L. (2001). Generating robust parsers using island grammars. *Proceedings eighth working conference on reverse engineering*, pp. 13-22.
- [18] Bacchelli, A., Cleve, A., Lanza, M. Mocchi, A. (2011). Extracting structured data from natural language documents with island parsing. 2011 26th IEEE/ACM International Conference on Automated Software Engineering (ASE 2011), pp. 476-479.
- [19] Rigby, P. C. Robillard, M. P. (2013). Discovering essential code elements in informal documentation. 2013 35th International Conference on Software Engineering (ICSE), pp. 832-841.
- [20] Diamantopoulos, T. Symeonidis, A. (2015). Employing source code information to improve question-answering in stack overflow. 2015 IEEE/ACM 12th Working Conference on Mining Software Repositories, pp. 454-457.
- [21] Abdalkareem, R., Shihab, E. Rilling, J. (2017). On code reuse from stackoverflow: An exploratory study on android apps. *Information and Software Technology*, 88, 148-158.
- [22] Kim, K., Kim, D., Bissyandé, T. F., Choi, E., Li, L., Klein, J. Traon, Y. L. (2018). FaCoY: a code-to-code search engine. *Proceedings of the 40th International Conference on Software Engineering*, pp. 946-957.
- [23] Rubei, R., Di Sipio, C., Nguyen, P. T., Di Rocco, J. Di Ruscio, D. (2020). PostFinder: Mining Stack Overflow posts to support software developers. *Information and Software Technology*, 127, 106367.
- [24] Nguyen, P. T., Di Rocco, J., Di Ruscio, D., Ochoa, L., Degueule, T. Di Penta, M. (2019). Focus: A recommender system for mining api function calls and usage patterns. 2019 IEEE/ACM 41st International Conference on Software Engineering (ICSE), pp. 1050-1060.
- [25] Wang, J., Dang, Y., Zhang, H., Chen, K., Xie, T. Zhang, D. (2013). Mining succinct and high-coverage API usage patterns from source code. 2013 10th Working Conference on Mining Software Repositories (MSR), pp. 319-328.
- [26] Gu, X., Zhang, H., Zhang, D. Kim, S. (2016). Deep API learning. *Proceedings of the 2016 24th ACM SIGSOFT international symposium on foundations of software engineering*, pp. 631-642.
- [27] Raychev, V., Vechev, M. Yahav, E. (2014). Code completion with statistical language models. *Proceedings of the 35th ACM SIGPLAN Conference on Programming Language Design and Implementation*, pp. 419-428.
- [28] Thummalapenta, S. Xie, T. (2008). Spotweb: Detecting framework hotspots and coldspots via mining open source code on the web. 2008 23rd IEEE/ACM International Conference on Automated Software Engineering, pp. 327-336.
- [29] Zhou, S., Shen, B. Zhong, H. (2019). Lancer: Your code tell me what you need. 2019 34th IEEE/ACM International Conference on Automated Software Engineering (ASE), pp. 1202-1205.
- [30] Ding, S. H., Fung, B. C. Charland, P. (2016). Kam1n0: Mapreduce-based assembly clone search for reverse engineering. *Proceedings of the 22nd ACM SIGKDD international conference on knowledge discovery and data mining*, pp. 461-470.
- [31] Silavong, F., Moran, S., Georgiadis, A., Saphal, R. Otter, R. (2022). Senatus-A Fast and Accurate Code-to-Code Recommendation Engine. 2022 IEEE/ACM 19th International Conference on Mining Software Repositories (MSR), pp. 511-523.
- [32] Zhang, K., Fan, S. Wang, H. J. (2018). An efficient recommender system using locality sensitive hashing. *Proceedings of the 51st Hawaii International Conference on System Sciences*.
- [33] Aytekin, A. M. Aytekin, T. (2019). Real-time recommendation with locality sensitive hashing. *Journal of Intelligent Information Systems*, 53(1), 1-26.
- [34] Huang, Q., Feng, J., Zhang, Y., Fang, Q. Ng, W. (2015). Query-aware locality-sensitive hashing for approximate nearest neighbor search. *Proceedings of the VLDB Endowment*, 9(1), 1-12.
- [35] Charikar, M. S. (2002). Similarity estimation techniques from rounding algorithms. *Proceedings of the thirty-fourth annual ACM symposium on Theory of computing*, pp. 380-388.
- [36] Basili, V. R., Selby, R. W. Hutchens, D. H. (1986). Experimentation in software engineering. *IEEE Transactions on software engineering*, (7), 733-743.
- [37] Wohlin, C., Runeson, P., Höst, M., Ohlsson, M. C., Regnell, B. Wessle'n, A. (2012). *Experimentation in software engineering*. Springer Science Business Media.
- [38] Marascuilo, L. A. & Serlin, R. C. (1988). *Statistical methods for the social and behavioral sciences*. WH Freeman/Times Books/Henry Holt Co.
- [39] Siegel, S. (1956). *Nonparametric statistics for the behavioral sciences*.
- [40] Wilcoxon, F. (1992). *Individual comparisons by ranking methods*. In *Breakthroughs in statistics* (pp. 196-202). Springer.
- [41] Diamantopoulos, T., Karagiannopoulos, G. & Symeonidis, A. L. (2018). Codecatch: extracting source code snippets from online sources. *Proceedings of the 6th International Workshop on Realizing Artificial Intelligence Synergies in Software Engineering*, pp. 21-27.
- [42] Wolf, T., Debut, L., Sanh, V., Chaumond, J., Delangue, C., Moi, A., ... Rush, A. M. (2020, October). Transformers: State-of-the-art natural language processing. In *Proceedings of the 2020 conference on empirical methods in natural language processing: system demonstrations* (pp. 38-45).
- [43] Godwin, M., Ruhland, L., Casson, I., MacDonald, S., Delva, D., Birtwhistle, R., ... & Seguin, R. (2003). Pragmatic controlled clinical trials in primary care: the struggle between external and internal validity. *BMC medical research methodology*, 3, 1-7.