

# Exploring the Influence of Language on Time-Reward Perceptions in Large Language Models: A Study Using GPT-3.5

Ali Goli, Ph.D.  
*University of Washington*  
*Michael G. Foster School of Business*  
*459 PACCAR HALL*  
*Seattle, WA 98195-3226*  
`agoli@uw.edu`

and

Amandeep Singh, Ph.D.  
*University of Washington*  
`amdeep@uw.edu`

## Abstract

Language has a strong influence on our perceptions of time and rewards. This raises the question of whether large language models, when asked the same question in different languages, show different preferences for rewards over time and if their choices are similar to those of humans. In this study, we analyze the responses of GPT-3.5 (hereafter referred to as GPT) to prompts in multiple languages, exploring preferences between smaller, sooner rewards and larger, later rewards. Our results show that GPT displays greater patience when prompted in languages with weak future tense references (FTR), such as German and Mandarin, compared to languages with strong FTR, like English and French. These findings are consistent with the existing literature and suggest a correlation between GPT’s choices and the preferences of speakers of these languages. However, further analysis reveals that the preference for earlier or later rewards does not systematically change with reward gaps, indicating a lexicographic preference for earlier payments. While GPT may capture intriguing variations across languages, our findings indicate that the choices made by these models do not correspond to those of human decision-makers.

**Keywords:** Large language models, Intertemporal preferences, Decision making

## Significance Statement

This study advances our understanding of the impact of language on decision-making processes in large language models. By investigating how GPT-3.5, a state-of-the-art AI model, responds to prompts in different languages, we reveal that the language used can influence the model’s time-reward perceptions, mirroring some traits found in human decision-making. Interestingly, the preference for earlier or later rewards displayed by GPT does not systematically change with reward gaps, highlighting a unique decision-making pattern distinct from human behavior. These findings not only provide valuable insights into the development of more sophisticated and culturally sensitive AI models but also underline the need for cautious interpretation when comparing AI decision-making processes with human behavior.

# 1 Introduction

Language serves as a powerful cognitive tool that shapes our thoughts and perceptions of the world (Whorf, 1956). The Sapir-Whorf hypothesis posits that the language we speak influences the way we think, with linguistic structures affecting cognitive processes in unique ways (Sapir, 1921; Whorf, 1956). Consequently, speakers of different languages may have distinct mental frameworks and interpret the world differently (Boroditsky, 2001). One example of linguistic relativity is the distinct categorization of colors in the Russian language, where “goluboy” refers to light blue and “siniy” to dark blue. This differentiation has been shown to impact the speed and accuracy with which Russian speakers discriminate between shades of blue (Winawer et al., 2007). Furthermore, language can influence spatial cognition, as observed in the Guugu Yimithirr language spoken in Australia, where speakers rely on cardinal directions for navigation, thereby developing an extraordinary sense of orientation (Levinson, 2003). These examples underscore the notion that language not only functions as a means of communication but also profoundly affects our thought processes and perception of reality.

Language, as suggested by the Sapir-Whorf hypothesis, can also influence our perception of time. Different languages express time in various ways, affecting how speakers think about temporal events (Boroditsky, 2001; Chen, 2013; Ayres, Katz, and Regev, 2023). For example, English speakers typically use spatial metaphors to describe time, such as “forward” and “backward,” which indicates a linear view of time. In contrast, Aymara speakers, a language spoken in the Andean highlands, use spatial terms that associate the past with being in front of them and the future behind them, implying a reversed perspective on time’s passage (Núñez and Sweetser, 2006).

Languages also differ in how they handle future tense. For instance, German, a weak future tense reference (FTR) language, can express future events without a specific future marker by using the present tense and a temporal adverb, like “Ich gehe morgen ins Kino” (I go to the cinema tomorrow). Alternatively, an explicit future tense can be created using “werden” as an auxiliary verb: “Ich werde morgen ins Kino gehen” (I will go to the cinema tomorrow). In comparison, English, a strong FTR language, generally requires using “will” or “going to” to indicate future

actions, as in “I will go to the cinema tomorrow.” In weak FTR languages, verbs don’t need explicit markers for future time, whereas strong FTR languages require distinct markers to convey the future. Chen (2013) found that speakers of weak FTR languages, like Mandarin and German, display more future-oriented behaviors such as saving and long-term planning, compared to strong FTR languages like English and Spanish.

This variation in how languages encode future events might be a driver of differences in economic behavior and decision-making across different cultures and languages. For instance, studies by Keysar, Hayakawa, and An (2012), Herz et al. (2021), and Ayres, Katz, and Regev (2023) further demonstrate the role of language in shaping economic behavior by exploring how linguistic factors and cultural differences contribute to variations in time preferences, discount rates, and intertemporal choices. By examining these various linguistic nuances, researchers can gain valuable insights into the intricate relationship between language, temporal perception, and decision-making in different cultural contexts.

This paper primarily aims to explore whether the processing and decision-making capabilities of large language models, such as GPT, are influenced by the structure of the language they communicate in, specifically focusing on the encoding of time preferences. We delve into the Sapir-Whorf hypothesis (Sapir, 1921; Whorf, 1956) and build on previous studies of language and economic behavior (Chen, 2013; Herz et al., 2021; Ayres, Katz, and Regev, 2023) to examine if the model’s processing and decision-making patterns are altered when faced with intertemporal choices involving sooner, smaller rewards as opposed to later, larger rewards in various languages. By analyzing GPT’s responses to such scenarios across multiple languages, we seek to acquire valuable insights into the impact of language structure on the model’s representation and processing of time preferences (Sutskever, Vinyals, and Le, 2014).

Our findings reveal that GPT is less likely to select the larger later reward when presented with choices in languages with strong FTR, which is consistent with prior research on the influence of language structures on economic behavior and decision-making (Chen, 2013; Ayres, Katz, and Regev, 2023). However, a more detailed analysis shows that GPT exhibits lexicographic-like preferences over time and reward size. In other words, the model’s propensity to select the larger later option did not vary with the gap in rewards when the delay was larger than zero. This highlights that while GPT-3.5 may not be reliable to directly elicit consumer preferences (as consumers do

not exhibit lexicographic preferences in intertemporal trade-offs (Andersen et al., 2008)), its ability to capture heterogeneity across languages may be helpful for understanding the underpinnings of consumer preferences.

Our research contributes to the growing body of literature on the use of large language models (LLMs) in social science research. Studies by Horton (2023), Brand, Israeli, and Ngwe (2023), and Argyle et al. (2022) have demonstrated the potential of LLMs for generating responses to economic scenarios, estimating willingness-to-pay, and mimicking response distributions from diverse human subgroups, respectively. Our study also complements the ongoing efforts to understand and enhance the reasoning and planning capabilities of LLMs, as part of building artificial general intelligence systems (Bubeck et al., 2023). By examining how GPT performs in intertemporal decision-making tasks, we provide valuable insights for future research aiming to improve the decision-making capabilities of LLMs and develop more advanced AI systems.

## 2 Research Design

### 2.1 Data Collection

For our study, we selected the “GPT-3.5-turbo” model from OpenAI as a representative of large language models. GPT-3.5 is a state-of-the-art model with 175 billion parameters. To ensure reproducibility, we utilized the version of the model snapshoted on March 1st, 2023. We accessed GPT using the OpenAI API in Python which enables users to interact with the model and collect its responses to specific prompts. The API also has a “temperature” argument that varies between 0 and 1 and controls the stochasticity of the output. Following Brand, Israeli, and Ngwe (2023), we set the parameter to its maximum value for all studies to ensure we get enough variation across responses.

### 2.2 Experimental design

This study aims to assess the decision-making abilities of GPT by presenting it with choices between smaller sooner and larger later rewards. To ensure consistency and avoid currency differences across languages, we frame the rewards as “tokens” similar to Andreoni and Sprenger (2012). Each experiment involves querying GPT in a specific language  $\ell$  and asking it to select between two

options,  $(t_1, r_1)$  and  $(t_2, r_2)$ . Here,  $t_1$  and  $t_2$  represent the time until the reward is received, while  $r_1$  and  $r_2$  represent the respective reward amounts in tokens. Note that  $t_2 > t_1$  and  $r_2 > r_1$ , that is the second option offers a larger reward to be obtained at a later time, while the first option presents a smaller reward to be obtained sooner.

In our experiments, we set  $t_1$  to one month from the present and assign  $r_1$  a value of 1000 tokens.<sup>1</sup> We vary the duration of  $t_2$  to be 2, 3, 4, 5, 7, 13, 25, or 37 months from now. To calculate the value of  $r_2$ , we use the formula  $r_1 \cdot (1 + i)^{\frac{d}{12}}$ , where  $d$  represents the time difference between  $t_2$  and  $t_1$ , and  $i$  (interest rate) takes on one of seven values: 0.05, 0.1, 0.25, 0.5, 0.75, 1, or 2. In total, we have 63 cells per language, representing 9 delay and 7 interest conditions. The values of  $r_2$  for each cell are presented in Table 1.

Table 1: Values of  $r_2$  across experimental cells, represented by the time difference between the options in months ( $d = t_2 - t_1$ ) and the yearly interest rate ( $i$ ). Note that the first reward is always delivered in a month from now ( $t_1 = 1$ ), and its value is fixed at  $r_1 = 1000$  tokens.

Interest ( $i$ ) (% per year)	Difference ( $d$ ) between $t_2$ and $t_1$ (Months)								
	1	2	3	4	6	12	18	24	36
5	1004	1008	1012	1016	1024	1050	1075	1102	1157
10	1007	1016	1024	1032	1048	1100	1153	1210	1331
25	1018	1037	1057	1077	1118	1250	1397	1562	1953
50	1034	1069	1106	1144	1224	1500	1837	2250	3375
75	1047	1097	1150	1205	1322	1750	2315	3062	5359
100	1059	1122	1189	1259	1414	2000	2828	4000	8000
200	1095	1200	1316	1442	1732	3000	5196	9000	27000

We survey GPT across 22 languages<sup>2</sup>: Arabic, Bengali, Danish, English, Estonian, Finnish, French, German, Hindi, Indonesian, Italian, Japanese, Korean, Malay, Mandarin, Norwegian, Portuguese, Russian, Spanish, Swedish, Thai, and Vietnamese. The list comprises the top 10 languages with the largest number of native speakers, such as English, Mandarin, Hindi, Spanish, and French, as well as a set of languages with weak FTR, including German, Indonesian, Norwegian, and Japanese. We use the categorization in Chen (2013) to classify languages as weak or strong FTR, and in total, we have 10 weak FTR languages, including Danish, Estonian, Finnish, German, Indonesian, Japanese, Malay, Mandarin, Norwegian, and Swedish. In the next section, we provide

<sup>1</sup>Across all our conditions we set the time of the sooner, smaller option to one month from now in order to avoid potential issues arising from present bias (O’Donoghue and Rabin, 1999).

<sup>2</sup>Each time we communicate in a language other than English, we create a new instance of GPT to translate the prompts from English into that language.

a detailed account of the prompts submitted to GPT across the different languages.

### 2.3 Submitting queries to GPT 3.5

For every query to Open AI one has to send the entire history of previous conversations for GPT-3.5 to understand the context of the conversation. Every query is treated as a fresh instance and the conversation history is the only way GPT 3.5 model understands context (OpenAI, 2023). For our study, we first initialize the Chat GPT model with the following prompt:

*“Assuming you are a survey participant and you are paid in tokens, please wait for my prompt and tell me whether you prefer option (1) or option (2). There is no need to explain your choice, simply answer with (1) or (2).”*

Due to the stochastic nature of generative models, GPT may or may not comply with a given prompt. It might respond by stating its readiness for input or mention that, as an AI language model, it does not have preferences, as shown in the left panel of Figure 1. GPT keeps track of the conversation by maintaining the context in a list called “conversation history,” which records both user prompts and its own responses. To prevent instances where GPT declines to participate in the survey and to eliminate dependence across samples through the conversation history, we consistently reset its history and obtain samples by initializing the first prompt presented above. Additionally, we modify GPT’s response to our first prompt in the conversation history list to:

*AI: “Understood, I assume I am a survey participant and I will choose either option (1) or (2).”*

In essence, our approach involves initiating a conversation that always begins with these two prompts, as seen in the right panel of Figure 1. This strategy enables us to sample from the distribution of choices *conditional* on GPT agreeing to participate in the survey, thus reducing the likelihood of it not making a choice in subsequent questions. To acquire each sample, we reset the history, provide only the first two prompts as displayed in Figure 1, and then present the question asking GPT to choose between sooner, smaller rewards and larger, later rewards.

**Choice Order Sensitivity:** GPT-3.5 is known to be order sensitive (Lu et al., 2021; Brand, Israeli, and Ngwe, 2023; Coda-Forno et al., 2023), exhibiting a higher likelihood of choosing the first-listed option when presented with multiple choices. To account for this across all our experimental cells, we shuffle the order of the options such that the sooner, smaller option appears as (1) half of the time and as option (2) during the other half.

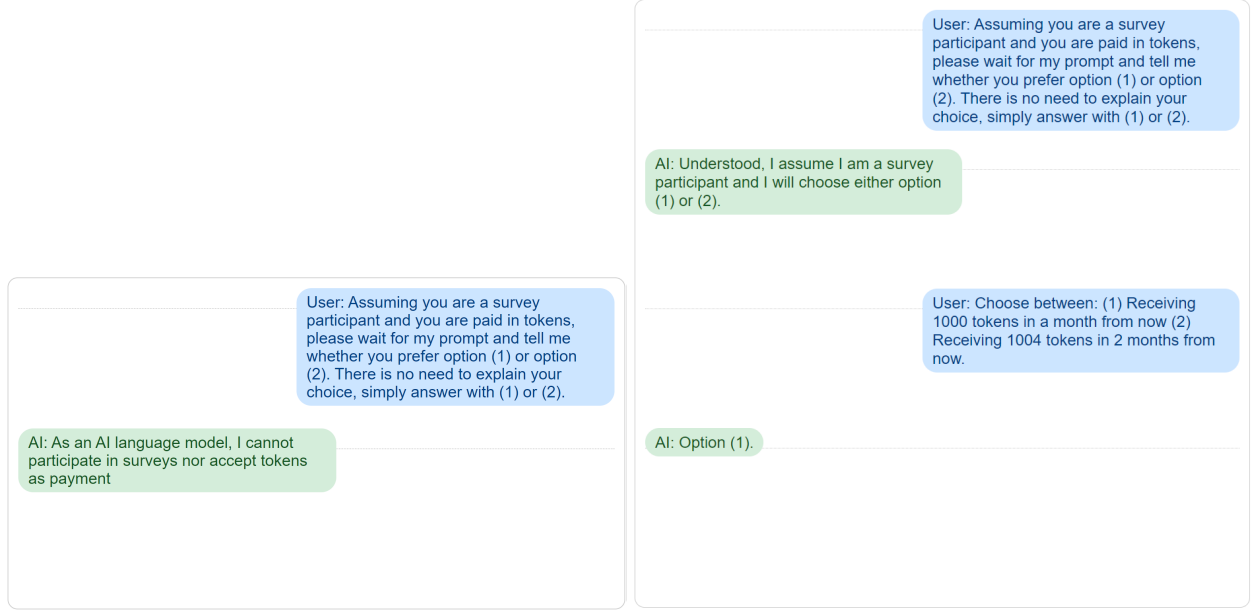


Figure 1: Comparison of the standard prompting method without modifying AI history on the left, versus our approach that involves passing an edited AI history and the subsequent questions presented to GPT on the right.

### 3 Empirical Analysis

Our experiment conditions involve variations in language, delay, and interest rate levels. We query GPT 100 times across 22 distinct languages, 9 delay conditions, and 7 interest rate values. This results in a total of  $22 \times 9 \times 7 = 1386$  experimental cells, with 100 samples per cell. In this section, we first examine the heterogeneity in GPT choices across all dimensions of the experiment, which include language, delay, and interest rate. We then proceed to explore whether GPT’s choices are reflective of the choices made by real-life human decision-makers.

#### 3.1 Heterogeneity across languages

First, we analyze the variation in decision-making across languages by examining the probability of selecting the larger, delayed reward for each language across all experimental cells, as seen in Figure 2. The patterns in Figure 2 reveal that: (a) GPT demonstrates extreme impatience in every language, as it chooses the larger, later reward merely 22% of the time on average; and (b) there is substantial heterogeneity among languages, with the probability of opting for the larger, later reward being 37.2% for Malay and only 6.6% for Russian.

These observations emphasize the potential role of language on time preferences, consistent with



previous findings by Chen (2013) and others (Boroditsky, 2001; Casasanto, 2008; Ayres, Katz, and Regev, 2023). Drawing on this literature and our observations, we can now examine whether GPT decisions made in languages with strong FTR exhibit more impatience compared to those with weak FTR, as suggested by Chen (2013). We consider the following specification:

$$\mathbf{Y}_k = \alpha \cdot \mathbb{1}_{\ell_k \in \mathcal{S}} + \eta_{d_k i_k} + \epsilon_k, \quad (1)$$

where  $k$  indexes the sample, and  $\ell_k$  is the query language used for drawing sample  $k$ . The interest rate and the delay for the experiment condition corresponding to sample  $k$  are represented by  $i_k$  and  $d_k$ , respectively.  $\mathcal{S}$  is the set of languages with strong FTR in our dataset.  $\mathbf{Y}_k$  is a dummy variable that equals one if the larger, later option was selected. Finally,  $\eta_{d_k i_k}$  represents interest-delay fixed effects. By including these fixed effects in the regression, we are essentially comparing different languages (those with strong and weak FTR) for the same set of interest-delay conditions and investigating whether the likelihood of choosing the larger, later option systematically differs between languages with strong and weak FTR.

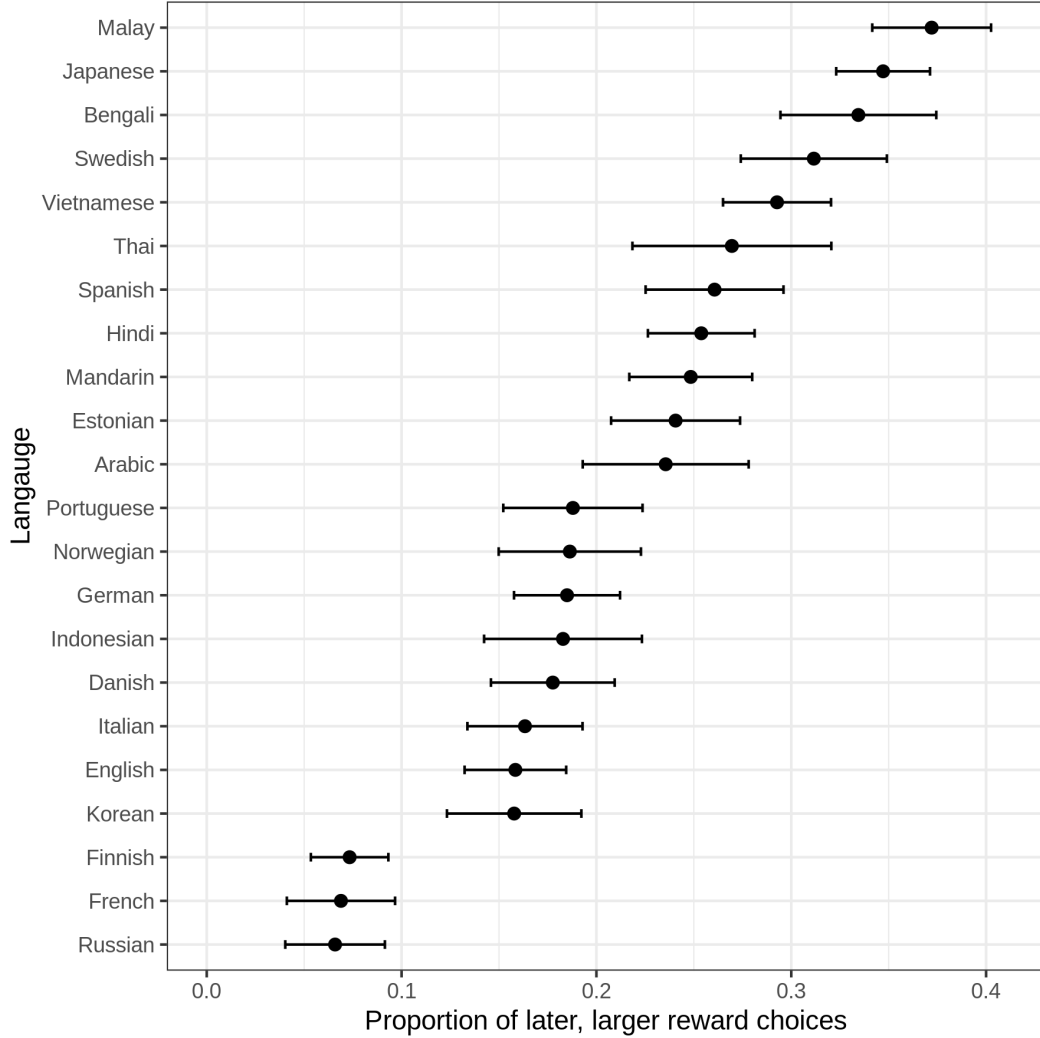


Figure 2: Share of delayed reward choices across languages. The displayed intervals correspond to the 95% confidence intervals, clustered at the experimental cell (language-delay-interest) level.

We display the estimates for equation (1) in Table 2. The first column presents the estimates without any fixed effects, and we progressively include additional fixed effects as we proceed to the third column. The standard errors are all clustered at the experimental cell (language-delay-interest) level. Our findings remain consistent as we include more fixed effects. Our preferred specification with Delay-Interest fixed effects shows that GPT 3.5 is 2.8% less likely to choose the larger, later reward when queried in languages with strong FTR, compared to its responses in languages with weak FTR. Although these results are consistent with previous studies such as Boroditsky (2001), Chen (2013), and Herz et al. (2021), the extreme impatience of GPT 3.5 (choosing the larger, later option only 22% of the time on average) warrants closer examination.

In the subsequent sections, we further investigate the variation in the data across different delay and interest rate conditions.

Table 2: The difference in the propensity of selecting the larger, later option between languages with strong and weak FTR.

	<i>Dependent variable:</i>		
	Choosing the delayed reward		
	(1)	(2)	(3)
Strong FTR	−0.028*** (0.009)	−0.028*** (0.007)	−0.028*** (0.007)
Constant	0.232*** (0.006)		
Delay FE		X	
Delay-Interest FE			X
Observations	138,600	138,600	138,600
R <sup>2</sup>	0.001	0.050	0.059
Adjusted R <sup>2</sup>	0.001	0.050	0.059
Residual Std. Error	0.412 (df = 138598)	0.402 (df = 138590)	0.400 (df = 138536)

*Note:*

\*p<0.1; \*\*p<0.05; \*\*\*p<0.01

All standard errors are clustered at the experimental cell (language-delay-interest) level.

### 3.2 Heterogeneity across delay conditions

The findings presented in section 3.1 demonstrate that the results vary across languages, and the patterns observed in languages with strong and weak FTR align with those documented in the literature (Chen, 2013; Herz et al., 2021; Ayres, Katz, and Regev, 2023). However, given the low share of larger later reward choices observed in our experiments, we question whether the preferences measured through GPT align with those of actual consumers.

First, we begin by illustrating the proportion of larger, later reward selections across various delay scenarios in Figure 3. Our findings indicate a significant decline in the probability of opting for the larger, later choice when the delay is at least one year, as opposed to shorter delays ranging from one to six months. It is important to note that the same set of interest rate conditions applies to all language and delay scenarios, and all decisions involve rewards between one month later and  $d+1$  months later. If the decision-making process follows an exponential or hyperbolic discounted utility model (Loewenstein and Prelec, 1992; O’Donoghue and Rabin, 1999), the probability of selecting the later, larger reward should be constant across different delay ( $d$ ) conditions. However,

our data reveal that the chances of choosing the later, larger option are two to three times lower for delay ( $d$ ) conditions of one year or more.

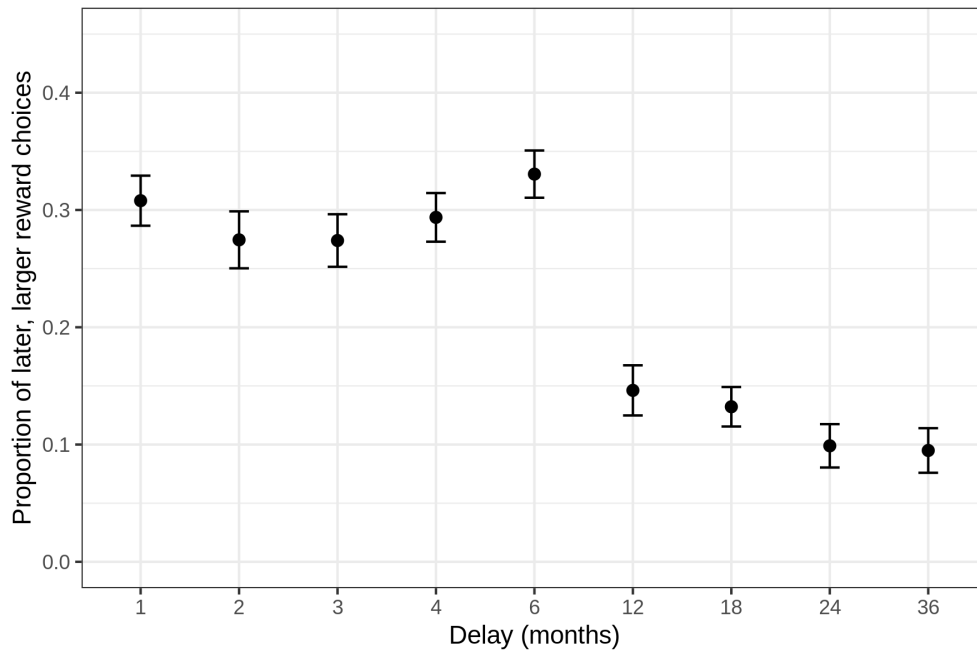


Figure 3: Proportion of larger, delayed reward selection across different delay conditions. The displayed intervals correspond to the 95% confidence intervals, clustered at the level of experimental cells (language-delay-interest).

We investigate whether the decline in the likelihood of selecting the larger, later reward for extended delays differs across languages with weak and strong FTR. Figure 4 displays the probability of choosing the larger, later reward for the two language categories (Weak and Strong FTR) across different delay conditions. The patterns in the figure suggest that the gap between weak and strong FTR languages widens for delays of one year or longer. To measure this effect, we estimate equation (1) for delays shorter than a year and those that are one year or longer and present the estimates in Table 3. The results reveal that the gap between languages with strong and weak FTR is slightly larger for longer delays, but not statistically different from the gap for delays shorter than a year.

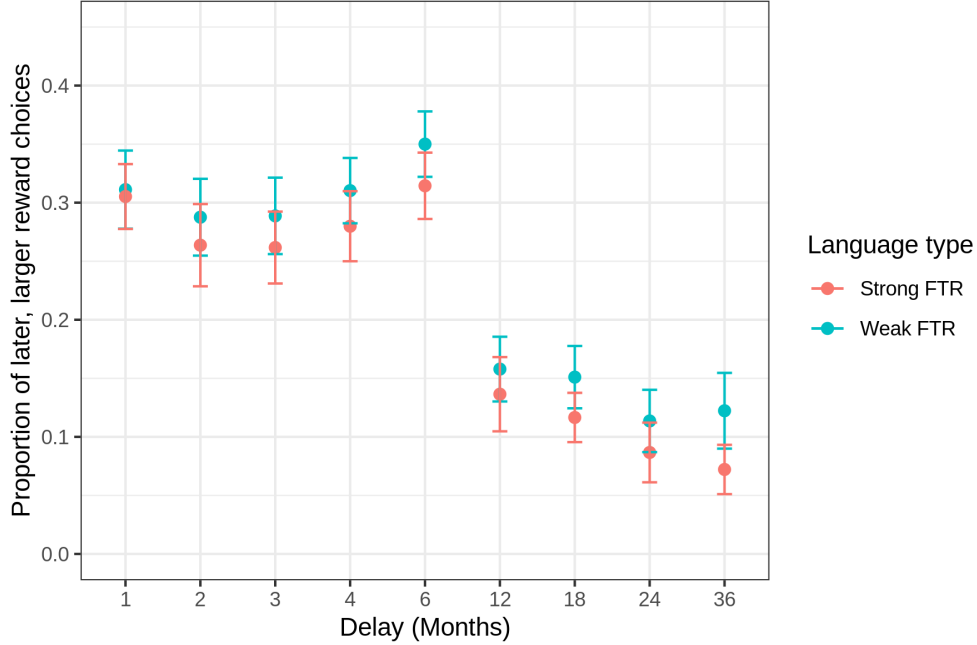


Figure 4: Proportion of larger, later reward choices across different delay conditions for languages with weak and strong FTR. The displayed intervals correspond to the 95% confidence intervals, clustered at the level of experimental cells (language-delay-interest).

Table 3: The difference in the propensity of selecting the larger, later option between languages with strong and weak FTR across different delay conditions.

	<i>Dependent variable:</i>					
	Choosing the delayed reward					
	Delays less than a year			Delays larger or equal to a year		
	(1)	(2)	(3)	(4)	(5)	(6)
Strong FTR	−0.025** (0.010)	−0.025** (0.010)	−0.025*** (0.009)	−0.033*** (0.010)	−0.033*** (0.010)	−0.033*** (0.009)
Constant	0.310*** (0.007)			0.136*** (0.007)		
Delay FE		X			X	
Delay-Interest FE			X			X
Observations	77,000	77,000	77,000	61,600	61,600	61,600
R <sup>2</sup>	0.001	0.003	0.011	0.003	0.007	0.020
Adjusted R <sup>2</sup>	0.001	0.003	0.011	0.003	0.007	0.019
Residual Std. Error	0.456 (df = 76998)	0.456 (df = 76994)	0.454 (df = 76964)	0.322 (df = 61598)	0.322 (df = 61595)	0.320 (df = 61571)

*Note:*

All standard errors are clustered at the experimental cell (language-delay-interest) level.

\*p<0.1; \*\*p<0.05; \*\*\*p<0.01

### 3.3 Heterogeneity across interest ( $i$ ) conditions

In Sections 3.1-3.2, we examined how GPT choices vary across languages and different delay conditions. In this section, we explore how GPT choices change as the interest rate increases. Recall that GPT is presented with a choice between a smaller, sooner reward of  $r_1 = 1000$  tokens at time

$t_1$  (a month) from now, and a larger, later reward of  $r_2 = 1000 \cdot (1 + i)^{\frac{d}{12}}$ , where  $d = r_2 - r_1$  and  $i$  represents the interest rate. Holding the delay  $d$  constant, the larger, later reward should become more attractive as the interest rate increases. Figure 5 depicts the propensity to choose the larger, later reward as a function of different interest rate ( $i$ ) levels. The patterns in Figure 5 indicate that GPT’s decisions do not vary with changes in the interest rate and remain relatively stable across a wide range of interest rate conditions, varying from 5 to 200% per year. These patterns are peculiar, as human decision-makers do alter their intertemporal choices when interest rates increase, as evidenced by, for example, see Andersen et al. (2008). In the next section, we examine whether GPT’s choices satisfy simple regularity conditions that one would expect human choices to adhere to.

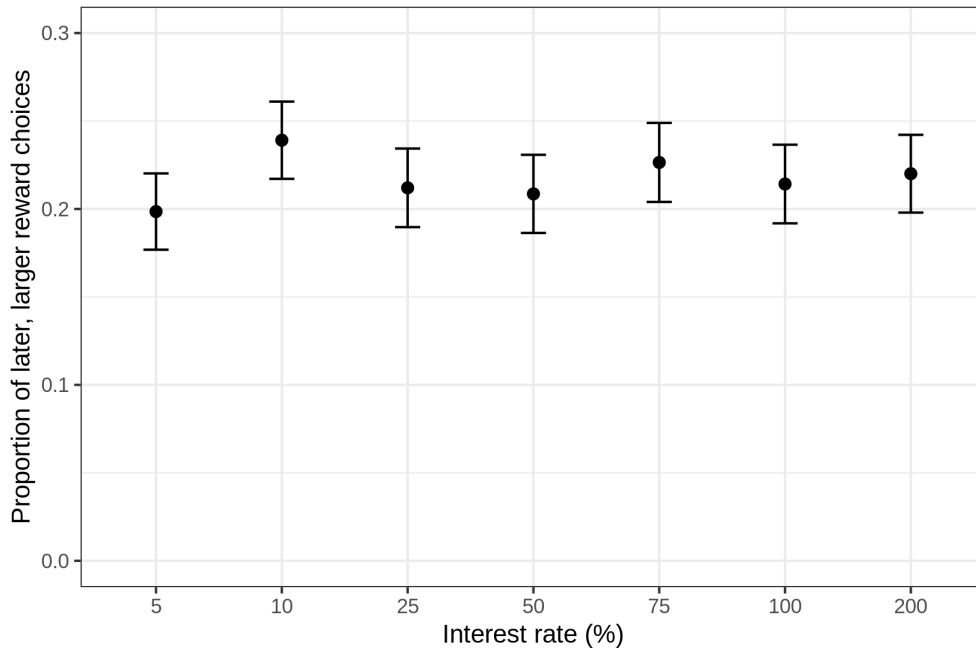


Figure 5: Proportion of larger, delayed reward selection across different interest ( $i$ ) conditions. The displayed intervals correspond to the 95% confidence intervals, clustered at the level of experimental cells (language-delay-interest).

### 3.4 Are GPT choices consistent with a “proper” utility model?

The evidence documented in Sections 3.1-3.2 highlights notable heterogeneity in GPT choices across languages and delay conditions. Our findings illustrate substantial heterogeneity between languages and suggest that the decision patterns do not seem to conform to an exponentially discounted utility model since the likelihood of selecting the larger, later reward changes with the delay. While

these insights are encouraging, the results in Section 3.3 reveal that GPT’s choices do not change as a function of interest rate conditions, which deviates from human decision-making behavior. Motivated by this observation, in this section, we first establish a set of straightforward regularity conditions in this section that various models of intertemporal choices, such as exponential, hyperbolic, or quasi-hyperbolic models, fulfill. Next, we assess whether GPT choices adhere to these regularity conditions.

We start by defining a “proper” random utility function over tuples  $(t, r)$ , where  $t$  represents the time a reward is received, and  $r$  denotes the value of the reward.

**Definition 1.** A random utility function  $U : (\mathcal{T}, \mathcal{R}) \rightarrow \mathbb{R}$  is “proper” if for  $\forall t_1, t_2, r_1$  the probability  $v(r_2) = P(U(t_2, r_2) > U(t_1, r_1))$  is an increasing function of  $r_2$ .

A proper random utility function essentially represents a utility function where the probability of choosing the larger, later reward increases as the size of the later reward grows. This condition is satisfied by exponential, hyperbolic, quasi-hyperbolic, or any other standard discounted utility model. This essentially implies that choosing the larger, later reward is positively correlated with the gap in rewards, or in other words,  $cor(\mathbb{1}_{U(t_2, r_2) > U(t_1, r_1)}, r_2 - r_1) > 0$ . We now examine whether GPT choices indeed fulfill this condition using the following specification:

$$\mathbf{Y}_k = \alpha \cdot (r_2 - r_1) + \eta_{\ell_k d_k} + \epsilon_k, \quad (2)$$

where  $k$  indexes the sample, and  $\ell_k$  is the query language used for drawing sample  $k$ . The delay for the experiment condition corresponding to sample  $k$  is denoted by  $d_k$ .  $\mathbf{Y}_k$  is a dummy variable that equals one if the larger, later option was selected.  $r_2 - r_1$  is the difference between the rewards, measured in increments of 1000 tokens. Finally,  $\eta_{\ell_k d_k}$  represents language-delay fixed effects. By including these fixed effects in the regression, we are comparing different interest rate conditions while holding language and delay fixed.

Table 4 presents the estimates from equation (2). The first column displays the estimate for the regression without any fixed effects. The coefficient is slightly negative and statistically significant. Note that we expect this coefficient to be positive, as increasing  $r_2$  should make choosing the delayed reward option more likely. In column (2), we incorporate language fixed effects, but the coefficient remains unchanged. Finally, in column (3), we add language-delay fixed effects, and the

coefficient shrinks in size and becomes statistically insignificant. This analysis suggests that GPT choices cannot be rationalized by any proper utility function. It is important to emphasize once again that these results demonstrate GPT’s inability to reasonably trade off larger, later rewards with smaller, sooner ones.

Table 4: Testing if GPT choices are “proper”. Our results show that increasing the larger, later reward does not increase the likelihood of GPT choosing the larger, later reward.

	<i>Dependent variable:</i>		
	Choosing the delayed reward		
	(1)	(2)	(3)
Difference in rewards (in 1000 tokens)	−0.009*** (0.001)	−0.009*** (0.001)	0.001 (0.001)
Constant	0.227*** (0.004)		
Language FE		X	
Language-Delay FE			X
Observations	138,600	138,600	138,600
R <sup>2</sup>	0.006	0.048	0.114
Adjusted R <sup>2</sup>	0.006	0.048	0.112
Residual Std. Error	0.411 (df = 138598)	0.402 (df = 138577)	0.388 (df = 138401)

*Note:*

\*p<0.1; \*\*p<0.05; \*\*\*p<0.01

All standard errors are clustered at the experimental cell (language-delay-interest) level.

### Are GPT choices consistent with lexicographic preferences over time and rewards?

The findings above suggest that GPT demonstrates lexicographic preferences in relation to time and rewards, essentially ignoring reward differences when the time periods are not the same. To examine this, we prompt GPT across the 22 languages in our dataset, but this time we ask GPT to choose between tuples  $(t, r_1)$  and  $(t, r_2)$ , where  $t$  is part of the set 2, 3, 4, 5, 7, 13, 25,  $r_1 = 1000$  tokens, and  $r_2$  belongs to the set 1041, 1082, 1401, 1781, 3174, 5061, 7376. In total, we have  $22 \times 7 \times 7 = 1078$  experimental cells and gather 100 samples for each condition. Note that these choices are essentially trivial, asking GPT, for example, whether it prefers 1041 tokens in 2 months or 1000 tokens in 2 months from now.

We plot the likelihood of choosing the larger option across different in Figure 6. The average probability of selecting the larger option is equal to 74%, which means that GPT is able to compare the options when they are presented in the same time frame.



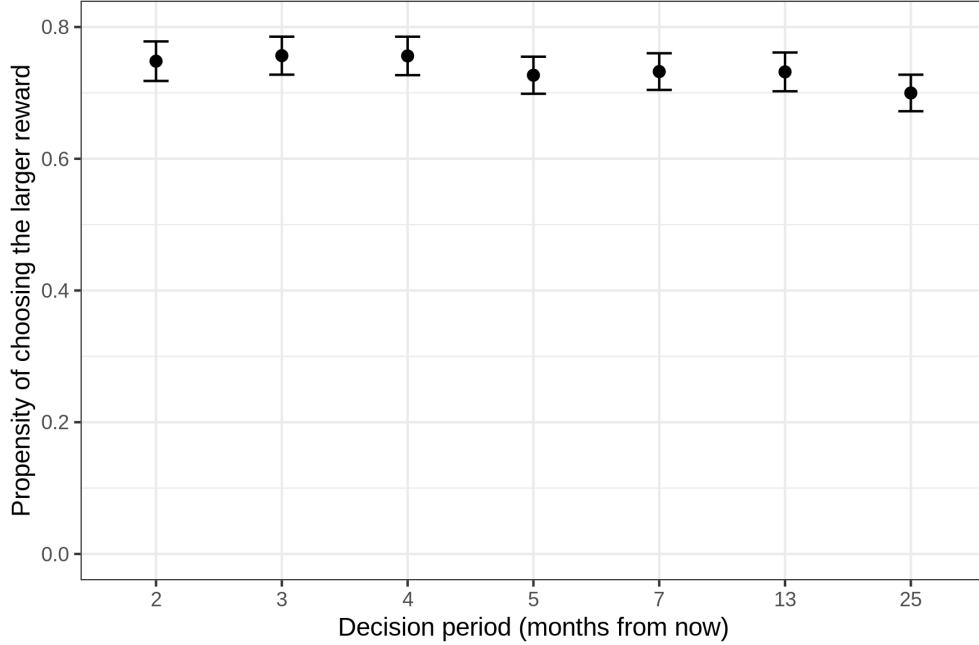


Figure 6: Probability of selecting the larger option when both choices are offered  $t$  months from the present.

Comparing the average 22% probability of selecting the larger later reward when there is a delay between time periods (as shown in Figure 2) with these results suggests that GPT is indeed exhibiting lexicographic preferences. We now formally define a lexicographic random utility model of rewards and the time at which they are received  $(t, r)$ , and present additional evidence supporting the fact that GPT demonstrates lexicographic preferences.

**Definition 2.** A random utility function  $U : (\mathcal{T}, \mathcal{R}) \rightarrow \mathbb{R}$  is lexicographical if for  $\forall t_1 \neq t_2$  and  $\forall r_1, r_2$  the random variable  $\mathbb{1}_{\{U(t_1, r_1) > U(t_2, r_2)\}} \perp r_1, r_2$ , but for  $\forall t$ , we have  $\mathbb{1}_{\{U(t, r_1) > U(t, r_2)\}} \not\perp r_1, r_2$ .

Our results in Table 4 indicate that when  $t_1 \neq t_2$ ,  $r_2 - r_1 \perp \mathbb{1}_{\{U(t_1, r_1) > U(t_2, r_2)\}}$ , which aligns with the first part of Definition 2. We now illustrate that when the time periods are the same ( $t_1 = t_2$ ), GPT does systematically shift its decisions as the gap in rewards increases, i.e.,  $\text{cor}(r_2 - r_1, \mathbb{1}_{\{U(t, r_1) > U(t, r_2)\}}) > 0$ . To investigate this, we re-estimate specification (2) to examine if GPT choices shift as a function of differences in rewards when  $t = t_1 = t_2$ . The results of this analysis are presented in Table 5 and demonstrate that the probability of choosing the larger option systematically changes as the gap between the values increases. This finding indicates that GPT is capable of discerning between options' reward sizes when they are presented within the same time

frame.

Table 5: The effect of changing the reward size on the probability of choosing the option with the larger reward.

	<i>Dependent variable:</i>		
	Choosing the larger reward		
	(1)	(2)	(3)
Difference in rewards (in 1000 tokens)	0.012*** (0.002)	0.012*** (0.002)	0.012*** (0.002)
Constant	0.712*** (0.010)		
Language FE		X	
Language-Delay FE			X
Observations	107,800	107,800	107,800
R <sup>2</sup>	0.004	0.092	0.110
Adjusted R <sup>2</sup>	0.004	0.092	0.108
Residual Std. Error	0.440 (df = 107798)	0.420 (df = 107777)	0.416 (df = 107645)
<i>Note:</i>			*p<0.1; **p<0.05; ***p<0.01
All standard errors are clustered at the experimental cell (language-delay-interest) level.			

## 4 Discussion and Conclusions

Arguably, one of the most notable advancements in AI research in recent years has been the emergence of large language models (LLMs). Built on the Transformer architecture (Vaswani et al., 2017), these models focus on predicting subsequent words, enabling LLMs to generate “plausible” text based on extensive training data. LLMs have demonstrated exceptional performance in tasks such as coding, music, and abstraction (Bubeck et al., 2023). The vast size of LLMs could lead to the development of “neural circuits” that specialize in certain tasks or reasoning within specific contexts (Liu et al., 2022; Zhang et al., 2022).

Owing to LLMs’ capacity to mimic humans across various contexts and their inherent stochastic nature, social scientists have explored their use in producing survey samples by employing different contexts, such as prompting GPT to emulate responses generated by distinct demographic groups (Argyle et al., 2022; Brand, Israeli, and Ngwe, 2023; Horton, 2023). These prompts enable LLMs to draw response samples conditional on the given context, like sociodemographic groups. We believe LLMs could also be valuable in understanding the impact of language and cross-cultural differences on economic behavior and decision-making. GPT’s multilingual capabilities present unique opportunities to utilize it as a laboratory for gaining deeper insights into the differences

across cultures and languages and their influence on decision-making.

In this paper, we document that GPT’s choices in intertemporal trade-offs change systematically when it is queried in different languages. Interestingly, GPT exhibits greater patience in languages with weak FTR, such as German and Mandarin, compared to those with strong FTR, like English and French. These results are consistent with prior literature on the impact of language on intertemporal preferences and suggest that GPT can be a useful tool for understanding how language influences economic behavior. However, we argue that eliciting intertemporal preferences using GPT responses could be misleading. We show that GPT displays lexicographical preferences when confronted with intertemporal trade-offs, favoring immediate rewards but struggling to effectively trade off smaller, sooner rewards with larger, later ones. While the heterogeneous patterns across languages in this study are intriguing and could potentially explain differences in intertemporal preference across cultures and languages, relying on GPT’s choices to directly elicit preferences might be misleading. We demonstrate that the preferences elicited from GPT do not seem to mirror those of human agents in the case of intertemporal trade-offs.

## Competing Interests Declaration

Author(s) have no competing interests to declare.

## References

- Andersen, S., Harrison, G. W., Lau, M. I., and Rutström, E. E. (2008). Eliciting risk and time preferences. *Econometrica* 76 (3): 583–618.
- Andreoni, J. and Sprenger, C. (2012). Estimating time preferences from convex budgets. *American Economic Review* 102 (7): 3333–3356.
- Argyle, L. P., Busby, E. C., Fulda, N., Gubler, J., Rytting, C., and Wingate, D. (2022). Out of One, Many: Using Language Models to Simulate Human Samples. *arXiv preprint arXiv:2209.06899*.
- Ayres, I., Katz, T. K., and Regev, T. (2023). Languages and future-oriented economic behavior—Experimental evidence for causal effects. *Proceedings of the National Academy of Sciences* 120 (7): e2208871120.
- Boroditsky, L. (2001). Does language shape thought?: Mandarin and English speakers’ conceptions of time. *Cognitive psychology* 43 (1): 1–22.
- Brand, J., Israeli, A., and Ngwe, D. (2023). Using GPT for Market Research. *Available at SSRN 4395751*.
- Bubeck, S., Chandrasekaran, V., Eldan, R., Gehrke, J., Horvitz, E., Kamar, E., Lee, P., Lee, Y. T., Li, Y., Lundberg, S., et al. (2023). Sparks of artificial general intelligence: Early experiments with gpt-4. *arXiv preprint arXiv:2303.12712*.
- Casasanto, D. (2008). Who’s afraid of the big bad Whorf? Crosslinguistic differences in temporal language and thought. *Language learning* 58: 63–79.
- Chen, M. K. (2013). The effect of language on economic behavior: Evidence from savings rates, health behaviors, and retirement assets. *American Economic Review* 103 (2): 690–731.
- Coda-Forno, J., Witte, K., Jagadish, A. K., Binz, M., Akata, Z., and Schulz, E. (2023). Inducing anxiety in large language models increases exploration and bias. *arXiv preprint arXiv:2304.11111*.
- Herz, H., Huber, M., Maillard-Bjedov, T., and Tyahlo, S. (2021). Time preferences across language groups: Evidence on intertemporal choices from the Swiss language border. *The Economic Journal* 131 (639): 2920–2954.

- Horton, J. J. (2023). Large Language Models as Simulated Economic Agents: What Can We Learn from Homo Silicus? *arXiv preprint arXiv:2301.07543*.
- Keysar, B., Hayakawa, S. L., and An, S. G. (2012). The foreign-language effect: Thinking in a foreign tongue reduces decision biases. *Psychological science* 23 (6): 661–668.
- Levinson, S. C. (2003). Space in language and cognition: Explorations in cognitive diversity. Vol. 5. Cambridge University Press.
- Liu, B., Ash, J. T., Goel, S., Krishnamurthy, A., and Zhang, C. (2022). Transformers learn shortcuts to automata. *arXiv preprint arXiv:2210.10749*.
- Loewenstein, G. and Prelec, D. (1992). Anomalies in intertemporal choice: Evidence and an interpretation. *The Quarterly Journal of Economics* 107 (2): 573–597.
- Lu, Y., Bartolo, M., Moore, A., Riedel, S., and Stenetorp, P. (2021). Fantastically ordered prompts and where to find them: Overcoming few-shot prompt order sensitivity. *arXiv preprint arXiv:2104.08786*.
- Núñez, R. E. and Sweetser, E. (2006). With the future behind them: Convergent evidence from Aymara language and gesture in the crosslinguistic comparison of spatial construals of time. *Cognitive science* 30 (3): 401–450.
- O’Donoghue, T. and Rabin, M. (1999). Doing it now or later. *American economic review* 89 (1): 103–124.
- OpenAI (2023). Introduction to the OpenAI Chat API. Accessed: 2023-05-02. URL: <https://platform.openai.com/docs/guides/chat/introduction>.
- Sapir, E. (1921). An introduction to the study of speech. *Language* 1.
- Sutskever, I., Vinyals, O., and Le, Q. V. (2014). Sequence to sequence learning with neural networks. *Advances in neural information processing systems* 27.
- Vaswani, A., Shazeer, N., Parmar, N., Uszkoreit, J., Jones, L., Gomez, A. N., Kaiser, Ł., and Polosukhin, I. (2017). Attention is all you need. *Advances in neural information processing systems* 30.
- Whorf, B. L. (1956). Language, thought, and reality: selected writings of Benjamin Lee Whorf. (Edited by John B. Carroll.).
- Winawer, J., Witthoft, N., Frank, M. C., Wu, L., Wade, A. R., and Boroditsky, L. (2007). Russian blues reveal effects of language on color discrimination. *Proceedings of the national academy of sciences* 104 (19): 7780–7785.

Zhang, Y., Backurs, A., Bubeck, S., Eldan, R., Gunasekar, S., and Wagner, T. (2022). Unveiling transformers with lego: a synthetic reasoning task. *arXiv preprint arXiv:2206.04301*.