

# Towards Being Parameter-Efficient: A Stratified Sparsely Activated Transformer with Dynamic Capacity

Haoran Xu<sup>♣</sup>, Maha Elbayad<sup>♡</sup>, Kenton Murray<sup>♣</sup>, Jean Maillard<sup>♡</sup>, Vedanuj Goswami<sup>♡</sup>

<sup>♣</sup>Johns Hopkins University, <sup>♡</sup>Meta AI

{hxu64, kenton}@jhu.edu  
{elbayadm, jeanm, vedanuj}@meta.com

## Abstract

Mixture-of-experts (MoE) models that employ sparse activation have demonstrated effectiveness in significantly increasing the number of parameters while maintaining low computational requirements per token. However, recent studies (Hoffmann et al., 2022; Zuo et al., 2021; Gao et al., 2022) have established that MoE models are inherently *parameter-inefficient* as the improvement in performance diminishes with an increasing number of experts. We hypothesize this parameter inefficiency is a result of all experts having equal capacity, which may not adequately meet the varying complexity requirements of different tokens or tasks, e.g., in a multilingual setting, languages based on their resource levels might require different capacities. In light of this, we propose Stratified Mixture of Experts (SMoE) models, which feature a stratified structure and can assign dynamic capacity to different tokens. We demonstrate the effectiveness of SMoE on two multilingual machine translation benchmarks, where it outperforms multiple state-of-the-art MoE models. On a diverse 15-language dataset, SMoE improves the translation quality over vanilla MoE by +0.93 BLEU points on average. Additionally, SMoE is parameter-efficient, matching vanilla MoE performance with around 50% fewer parameters<sup>1</sup>.

## 1 Introduction

Scaling up the model and data size has shown tremendous success in enhancing model performance across a large number of NLP tasks (Devlin et al., 2019; Conneau et al., 2020; Kaplan et al., 2020; Brown et al., 2020). Sparsely gated mixture of experts (MoE) (Shazeer et al., 2017; Lepikhin et al., 2021) provides an effective way to greatly scale the model size under the

same computational cost and achieves state-of-the-art performances on various tasks including natural language understanding (Fedus et al., 2021), machine translation (NLLB Team et al., 2022), language modeling (Du et al., 2022), etc. The efficiency comes from sparsely activating a subset of the neural network weights for each incoming sample. However, MoE is reported to be **parameter-inefficient** (Hoffmann et al., 2022; Zuo et al., 2021; Gao et al., 2022) i.e., there are diminishing improvement returns from adding more experts. For example, Switch Transformer (Fedus et al., 2021) only outperforms T5 (Raffel et al., 2020) by an average of 0.7 on the GLUE benchmark (Wang et al., 2018) despite being 35 $\times$  larger. Similarly, in the translation task, a MoE model with 20 times more parameters only offers an average improvement of 0.3 BLEU on its ablation dataset (MoE-64 vs. 1.3B dense) (NLLB Team et al., 2022).

Our hypothesis posits that the dynamic allocation of capacity to tokens results in more efficient utilization of parameters due to the fact that the capacity requirements of different tokens may vary. In the context of multilingual machine translation, certain translation directions may necessitate a greater capacity to prevent overfitting, while others only require a smaller capacity. At present, the majority of Mixture of Experts (MoE) models employ equivalent capacity to all incoming tokens. To address this limitation, we propose Stratified Mixture of Experts (SMoE) models, characterized by a stratified structure, which allows for the dynamic assignment of capacity to incoming tokens.

A high-level comparison of vanilla MoE and SMoE is presented in Figures 1a and 1b. In vanilla MoE, a single routing gate connects to all  $E$  experts ( $E=5$  in the example) and sends tokens to the top- $k$  experts. In SMoE, the experts are divided into two strata. Each stratum has its own routing

<sup>1</sup>Code is released at [https://github.com/felixxu/Stratified\\_Mixture\\_of\\_Experts](https://github.com/felixxu/Stratified_Mixture_of_Experts).

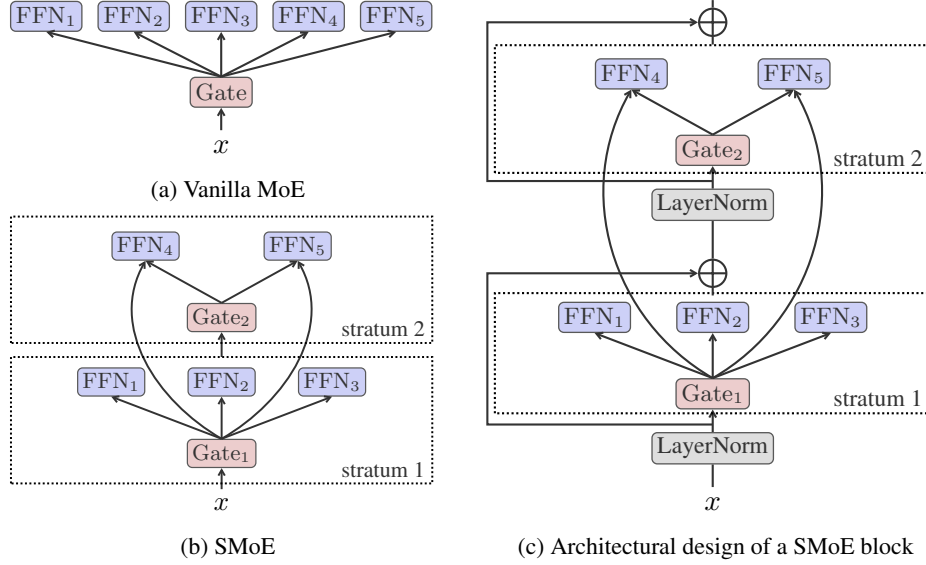


Figure 1: A high-level illustration of the vanilla MoE and SMoE. a) Vanilla MoE: gate is connected to all experts and sends tokens to top- $k$  selection. b) SMoE: Experts are stratified into  $L$  strata ( $L=2$  in this example). Each stratum has a gate that is connected to all subsequent experts. Tokens can be directly sent to the last stratum to only experience one expert, or be sent to both strata and have more capacity. Hence, the dynamic capacity of a token depends on how many experts it needs to pass. c) A detailed architectural design, where a comprehensive explanation of the design components will be presented in Section 3.

gate that connects to (1) all experts in the current stratum as well as (2) all experts in the subsequent strata. If  $\text{Gate}_1$  assigns tokens to Expert 4 or 5, the tokens will only need to pass through a single expert (an FFN layer). However, if tokens are sent to experts in the first stratum (Experts 1 to 3), they will need to go through the next stratum as well, meaning that another expert will be assigned by  $\text{Gate}_2$  before exiting the SMoE block. This allows SMoE to dynamically assign capacity to different tokens. In addition, a comprehensive illustration of the architectural design of the SMoE model is provided in Figure 1c. A thorough explanation of the design elements will be provided in Section 3.

To the best of our knowledge, we are the first to introduce the concept of **dynamic capacity** for MoE models. We propose a mixture-of-experts model with a stratified structure, namely SMoE, which can automatically assign dynamic capacity to different incoming tokens to make experts become more parameter-efficient. We demonstrate that SMoE only needs half the number of parameters to achieve a performance on-par with Vanilla MoE (Lepikhin et al., 2021). We focus on the task of multilingual machine translation (MMT) and compare SMoE to numerous strong MoE baselines on both a small 4-language dataset (M4) and a larger, more diverse 15-language

dataset (M15), showing the superior performance of SMoE.

## 2 Background and Related Work

Massively multilingual machine translation models have been developed to handle several translation directions simultaneously in a single model (Aharoni et al., 2019). However, the use of shared parameters for different languages often leads to negative transfer and decreased performance (Conneau et al., 2020; Fan et al., 2020). In contrast to dense MMT models, sparsely gated mixture-of-experts (MoE) models, which activate a subset of parameters for each input, have been shown to significantly improve translation performance (Kim et al., 2021; NLLB Team et al., 2022). Shazeer et al. (2017) first demonstrated the benefit of adding MoE layers to scale RNN models for improved translation performance, and Lepikhin et al. (2021) extended this work to transformer architectures (Vaswani et al., 2017). MoE layers in the transformer model replace a single feedforward network (FFN) layer with  $E$  FFN layers, denoted with  $\{\text{FFN}_1, \dots, \text{FFN}_E\}$ . Each FFN layer is an expert. Given an input token  $x$ , we have

$$\forall e \in \{1, \dots, E\},$$

$$\text{FFN}_e(x) = W_1^{(e)} \text{ReLU}(W_2^{(e)} \cdot x), \quad (1)$$

where  $W_1^{(e)}$  and  $W_2^{(e)}$  are the weights of  $\text{FFN}_e$ . A trainable routing gate with weights  $W_g$  predicts scores for these experts to use for the input  $x$ , in the form of a routing vector  $G \in \mathbb{R}^E$ :

$$G = \text{softmax}(W_g \cdot x). \quad (2)$$

We select the set of top- $K$  experts, denoted with  $\mathcal{E} \subset \{1, \dots, E\}$ , and compute the output of the MoE layer as follows:

$$x_{\text{out}} = \sum_{e \in \mathcal{E}} G_e \cdot \text{FFN}_e(x). \quad (3)$$

MoE models suffer from the notorious load imbalance issue, where the gate weights could collapse and send most tokens to the same expert. As a result, recent research has focused on designing better auxiliary load balancing loss functions to encourage tokens to be evenly distributed across experts, e.g., [Lewis et al. \(2021\)](#) formulated token-to-expert allocation as a linear assignment problem, [Roller et al. \(2021\)](#) modified the feedforward layer to hash to different sets of weights depending on the current token, [Zoph et al. \(2022\)](#) proposed a router z-loss that resolves instability issues, and [Zhou et al. \(2022\)](#) reversely design an expert-to-token allocation algorithm. Other lines of investigation in MoE include regularization techniques such as gating dropout ([Liu et al., 2022](#)) and output masking (EOM and FOM) ([NLLB Team et al., 2022](#)), as well as novel MoE architectures, such as conditional MoE routing (CMR) that add an extra branch beside MoE layer ([NLLB Team et al., 2022](#)), or Pyramid-Residual MoE ([Rajbhandari et al., 2022](#)), a hybrid dense and MoE model with more experts in the last layers.

However, all previous work default to equal capacity for all tokens regardless of their language, frequency, or any other property. In the subsequent sections, we present a Stratified Mixture of Experts (SMoE) model that automatically assigns dynamic capacities to different types of tokens.

### 3 Stratified Mixture of Experts

#### 3.1 Architectural Design

The guiding design principle for Stratified Mixture of Experts (SMoE) is to assign dynamic capacity to tokens. Given  $E$  experts in an MoE block, we partition them into  $L$  strata. The  $i^{\text{th}}$  stratum has a gate  $\text{Gate}_i$  which routes tokens to an expert

in the current stratum as well as the subsequent ones. This means that tokens can never be sent back to the previous strata. Tokens keep getting routed in the SMoE block until they reach the final stratum. Different tokens will pass through a varying number of experts, resulting in different capacities, according to the assignment of gates. In vanilla MoE, however, the capacity through which every token goes is that of a single FFN layer. The workflow of how a token passes a SMoE block is shown in Figure 1c. For example, some tokens in the  $1^{\text{st}}$  stratum may be assigned to experts in the  $2^{\text{nd}}$  stratum while others are sent to the  $3^{\text{rd}}$  stratum. After several rounds of assignments, tokens finally exit the block after reaching the last stratum.

In SMoE, the successive application of multiple FFN layers to a token can result in training instability. Therefore, following the approach of [Vaswani et al. \(2017\)](#); [Wang et al. \(2019\)](#); [Xiong et al. \(2020\)](#), we incorporate layer normalization (LayerNorm, [Ba et al. \(2016\)](#)) before dispatching tokens to experts and a residual connection after the tokens have passed through the experts. See Figure 1c for an overview of the design of our stratified experts.

Formally, given  $T$  tokens in a mini-batch, we denote the  $d$ -dimensional representation of the  $t^{\text{th}}$  token in the  $i^{\text{th}}$  stratum of the current SMoE block with  $x_{i,t}$ . Let  $\mathcal{E}_i$  be the set of experts visible to the current gate (current stratum plus subsequent strata) and let  $E_i = |\mathcal{E}_i|$  be its cardinality. Before being dispatched to FFN layers, tokens are firstly normalized with LayerNorm,

$$x'_{i,t} = \text{LayerNorm}(x_{i,t}). \quad (4)$$

Then,  $\text{Gate}_i$  with weights  $W_i$  predicts a probability distribution  $G_t \in \mathbb{R}^{E_i}$ , scoring all visible  $E_i$  experts at that stratum:

$$G_t = \text{Gate}_i(x'_{i,t}) = \text{softmax}(W_i \cdot x'_{i,t}). \quad (5)$$

Following [Lepikhin et al. \(2021\)](#), we dispatch each token to at most  $k=2$  experts. If  $\mathcal{E}$  is the set of selected top- $k$  experts and the expert with the highest score is in the  $j^{\text{th}}$  ( $j > i$ ) layer,  $x_{i,t}$  will be assigned to the  $j^{\text{th}}$  layer and the output computation on the token is:

$$x_{j,t} = \sum_{e \in \mathcal{E}} G_{t,e} \text{FFN}_e(x'_{i,t}), \quad (6)$$

where  $G_{t,e}$  is the gate score for the expert  $e$ . Finally, We employ a residual connection after the FFN

layer:

$$x_{j,t} = x_{j,t} + x_{i,t}. \quad (7)$$

Tokens gradually pass experts in deeper layers until they finish passing the final layer.

### 3.2 Load Balancing

Similar to [Lepikhin et al. \(2021\)](#), we encourage tokens to be uniformly distributed across all visible experts. Each gate has a loss term to balance the load. For Gate<sub>*i*</sub>, the loss is:

$$\mathcal{L}_i = E_i \sum_{e \in \mathcal{E}_i} f_e p_e, \quad (8)$$

where  $f_e$  is the fraction of tokens dispatched to expert  $e$ , as their first choice, through top- $k$ -gating:

$$f_e = \frac{1}{T} \sum_{t=1}^T \mathbb{1}\{\arg \max G_{t,e} = e\}, \quad (9)$$

and  $p_e$  is the average routing probability to that expert over the  $T$  tokens in the mini-batch:

$$p_e = \frac{1}{T} \sum_{t=1}^T G_{t,e}. \quad (10)$$

The auxiliary loss for the current SMoE block is computed by taking the average of the loss over all gates within the block.

$$\mathcal{L} = \alpha \cdot \frac{1}{L} \sum_{i=1}^L \mathcal{L}_i, \quad (11)$$

where  $\alpha$  is a hyperparameter to control the strength of the load balancing loss. We average the loss over all SMoE blocks in the architecture as the final auxiliary loss appended to the original task loss.

## 4 Experiments

We evaluate the proposed SMoE on *many-to-many* multilingual neural machine translation task. We consider two settings. The first is a small dataset that only contains 4 languages. And the second expands them to include 15 languages, allowing us to investigate the scalability of SMoE.

### 4.1 Datasets

For our two datasets, we use the primary bitexts from [NLLB Team et al. \(2022\)](#) and we follow their categorization of resource-level: we categorize a language as *high-resource* if there are more than

1M parallel sentences, and as *low-resource* if fewer than 1M but more than 100K, and as *very low-resource* if fewer than 100K.<sup>2</sup>

**M4 dataset.** It consists of 4 languages from 4 different linguistic families, 2 of which are high-resource and the other 2 are low-resource: Northern Sotho (nso, 526K parallel sentences), Malay (msa, 1M), Tagalog (tgl, 1M), Catalan (cat, 634K), totaling 3.2M training examples.

**M15 dataset** Taking into account linguistic diversity and data size, we expand the M4 dataset to cover a set of diverse 15 languages. M15 covers 6 linguistic families and a balanced number of high-resource, low-resource, and very low-resource languages (each category has 5 languages). We show a detailed listing and information on the M15 dataset in Table 1.

**Evaluation Dataset** We use Flores-200 ([NLLB Team et al., 2022](#)), a human-labeled multi-way dataset, for development and evaluation. During inference, we use beam search with a beam size of 5 and a length penalty of 1.0. All models are evaluated with BLEU score (?)

### 4.2 Baselines

We use five strong baselines to evaluate the effectiveness of SMoE. All baselines are our own implementation following the settings from the original papers. It is important to note that the total number of experts i.e., the full model capacity is kept constant for all models in order to ensure fair comparison (8 experts for M4 and 16 experts for M15).

**Vanilla MoE.** An MoE model with Top-2 gating ([Lepikhin et al., 2021](#)).

**Switch Transformer.** An MoE model with Top-1 gating ([Fedus et al., 2021](#)). Switch Transformer was introduced to mitigate training instabilities and improve the efficiency of Top-2 MoE models. Note that switch transformer uses fewer FLOPs per token due to the top-1 gating approach.

**MoE + EOM.** A vanilla MoE model regularized with Expert Output Masking (EOM) ([NLLB Team et al., 2022](#)). EOM masks the expert output for a random fraction ( $p_{eom}$ ) of outputs. We set  $p_{eom} =$

<sup>2</sup>Different from [NLLB Team et al. \(2022\)](#), *very low-resource* is not a subset of *low-resource* but an independent set.



Language	Language code	Parallel Data Size	Resource Level	Language family
Northern Sotho	nso	526 K	Low	Central Narrow Bantu
Rundi	run	454 K	Low	Central Narrow Bantu
Swati	ssw	94 K	Very Low	Central Narrow Bantu
Indonesian	ind	6.5 M	High	Malayo-Polynesian
Malay	msa	1 M	High	Malayo-Polynesian
Tagalog	tgl	1 M	High	Malayo-Polynesian
Bokmål (Norwegian)	nob	238 K	Low	North Germanic
Icelandic	isl	1 M	High	North Germanic
Faroese	fao	4 K	Very Low	North Germanic
Slovene	slv	15 M	High	Southwestern Slavic
Luxembourgish	ltz	8 K	Very Low	Western Germanic
Limburgish	lim	5 K	Very Low	Western Germanic
Catalan	cat	634 K	Low	Western Romance
Galician	glg	195 K	Low	Western Romance
Friulian	fur	6 K	Very Low	Western Romance

Table 1: Information about the 15 languages in the M15 dataset.

0.1 following the suggestion of [NLLB Team et al. \(2022\)](#)

**Conditional MoE Routing (CMR).** CMR ([NLLB Team et al., 2022](#)) augments MoE with a binary gate that sends tokens to one of two branches: (1) a shared FFN layer and (2) an vanilla MoE layer. Note that this method requires extra parameters due to the added shared FFN layer. The CMR budget constraint is set to 0.8.

**Stacking MoE Layers.** A similar model architecture to SMoE where we simply stack multiple MoE layers, e.g., stacking 2 MoE layers with 4 experts each vs. one block of SMoE with 2 strata where each stratum has 4 experts. Unlike SMoE where each expert is surrounded with a residual skip connection and preceded with a LayerNorm, here the stacking is naive without any addition.

### 4.3 Training Details

Following [Johnson et al. \(2017\)](#), we prepend source sentences with a special language token <2xxx> to indicate the target language. We use a data sampling temperature of  $T = 1$  suggested by [NLLB Team et al. \(2022\)](#) to train on unbalanced multilingual data.

The dense model architecture, backbone for all trained models, is a Transformer model ([Vaswani et al., 2017](#)) with 12 layers (6 on encoder and 6 on decoder). We use different configurations for M4 and M15 datasets:

- M4: FFN dimension of 2048, 8 heads, and embedding dimension of 512. The total

number of experts per layer in MoE models is set to  $E=8$ .

- M15: FFN dimension 4096, 16 heads, and embedding dimension 1024. The total number of experts per layer in MoE models is set to  $E=16$ .

In MoE models, every other FFN layer of the encoder and decoder are substituted with an MoE layer. For SMoE, in the  $i^{th}$  stratum, we enforce that each expert processes, at most,  $2 \times T_i / E_i$  tokens, where  $T_i$  is the number of tokens in the mini-batch sent to the layer  $i$  and  $E_i$  is the number of visible experts. For the other MoE baselines, it is  $2 \times T / E$ , where  $T$  is the number of tokens in the mini-batch and  $E$  is the total number of experts. The multiplicative coefficient  $\alpha$  for the auxiliary load balance loss is set to 0.01. A vocabulary of size 32k for both M4 and M15 with SentencePiece ([Kudo and Richardson, 2018](#)). We train with a batch size of 4096 tokens per GPU and all models are trained on 32 Tesla-V100 up to 100K steps. The learning rate is warmed up over the first 8K steps to a peak value of 0.0008, from which the learning rate inverse square root decayed.

### 4.4 SMoE configurations

We use a series of numbers separated by hyphens to describe the SMoE configuration. For instance, SMoE-4-4-8 indicates that all MoE blocks have 3 strata, where the 1<sup>st</sup> stratum has 4 experts, the 2<sup>nd</sup> has 4 and the 3<sup>rd</sup> has 8. For M4, we consider 2 configurations of SMoE: SMoE-4-4 and SMoE-2-2-2-2. For M15, we consider a multitude of settings splitting the 16 experts per layer over 2,

Methods (8 experts)	xxx→eng				eng→xxx				Avg.	#Parameters	FLOPs/tok
	nso	msa	tgl	cat	nso	msa	tgl	cat			
Dense (Vaswani et al., 2017)	28.87	37.01	41.76	40.35	26.68	44.30	38.20	45.50	37.83	60M	167M
Vanilla MoE (Lepikhin et al., 2021)	29.45	41.26	44.23	42.91	27.59	47.12	40.10	47.66	40.04	148M	192M
Switch Transformer (Fedus et al., 2021)	29.69	40.35	44.50	43.19	27.73	46.44	39.88	47.26	39.88	148M	167M
MoE+EOM (NLLB Team et al., 2022)	30.52	40.50	44.52	43.48	27.71	46.85	40.09	47.14	40.10	148M	192M
CMR (NLLB Team et al., 2022)	30.54	41.29	44.65	43.71	27.76	46.87	<u>40.36</u>	47.65	40.35	161M	217M
Stacking 2 4-expert MoE	28.65	39.24	42.02	41.36	27.58	46.27	40.06	47.50	39.09	148M	242M
SMoE-4-4	30.14	41.05	<b>45.13</b>	<b>43.97</b>	<b>27.86</b>	<u>47.48</u>	39.85	<u>47.71</u>	<u>40.40</u>	148M	217M
Stacking 4 2-expert MoE	25.53	35.53	38.34	37.43	24.99	41.35	36.85	42.15	35.27	148M	327M
SMoE-2-2-2-2	<b>30.96</b>	<b>41.88</b>	<u>44.86</u>	<u>43.37</u>	<u>27.83</u>	<b>47.96</b>	<b>40.95</b>	<b>48.39</b>	<b>40.78</b>	148M	247M

Table 2: Overall BLEU results on the M4 dataset. The best values are bold and the second-best values are underlined. The number of experts is 8 for all methods. The two SMoE models attain the two best performances across all languages.

Methods (default is 16 experts)		eng→xxx				xxx→eng				Avg.	#Parameters	FLOPs/tok
		all	high	low	very low	all	high	low	very low			
Dense Model (Vaswani et al., 2017)		29.27	38.68	32.44	16.69	29.94	37.55	32.37	19.89	29.61	209M	506M
Vanilla MoE (Lepikhin et al., 2021)		32.01	40.41	34.77	20.84	32.00	39.38	34.73	21.89	32.00	963M	606M
Switch Transformer (Fedus et al., 2021)		31.67	40.44	34.72	19.87	32.09	39.85	34.75	21.68	31.89	963M	506M
MoE+EOM (NLLB Team et al., 2022)		32.02	40.63	35.19	20.25	32.81	<u>40.42</u>	35.33	22.69	32.41	963M	606M
CMR (NLLB Team et al., 2022)		31.83	40.22	34.81	20.46	<u>33.02</u>	40.41	35.42	23.21	32.42	1.01B	707M
2-layer SMoE	SMoE-4-12	<b>33.00</b>	41.14	<u>35.77</u>	<b>22.10</b>	32.86	<b>40.63</b>	35.14	22.80	<b>32.93</b>	963M	656M
	SMoE-12-4	32.52	41.11	35.56	20.89	32.94	40.03	<b>35.21</b>	<u>23.60</u>	32.73	963M	757M
	SMoE-8-8	32.28	41.24	35.33	20.27	32.72	40.30	34.80	23.08	32.50	963M	707M
3-layer SMoE	SMoE-4-4-8	32.83	<b>41.61</b>	<b>35.82</b>	21.07	32.24	39.40	34.53	22.80	32.54	963M	724M
	SMoE-8-4-4	32.24	40.99	35.12	20.61	<b>33.06</b>	40.36	<u>35.12</u>	<b>23.71</b>	32.65	963M	805M
4-layer SMoE	SMoE-4-4-4-4	<u>32.87</u>	<u>41.50</u>	35.68	<u>21.42</u>	32.63	40.03	34.50	23.35	<u>32.75</u>	963M	825M
Vanilla MoE, 32 experts		32.98	41.05	35.69	22.19	32.90	40.79	35.49	22.42	32.94	1.77B	606M

Table 3: Overall BLEU results on the M15 dataset. The best values are bold and the second-best values are underlined. Unless otherwise mentioned, the number of experts is 16. All SMoE models outperform the baselines. The best setting is SMoE-4-12, which outperforms vanilla MoE by +0.93 BLEU. Vanilla MoE would require to double its parameters to achieve similar performance to SMoE-4-12.

3 or 4 strata. SMoE does not necessarily need to be balanced, i.e., have an unequal number of experts per stratum. We refer to the first column of Table 3 to see the list of selected configurations.

## 4.5 Results

Results on M4 and M15 datasets are shown in Table 2 and 3, respectively. Overall, SMoE models significantly outperform other MoE baselines with the same number of parameters.

**M4 Results** The best SMoE settings for the smaller dataset M4 is SMoE-2-2-2-2. In M4, SMoE-2-2-2-2 outperforms Switch Transformer by +0.9 BLEU on average and vanilla MoE by +0.74 BLEU. Out of 5 MoE baselines, CMR achieves the best performance (+0.4 BLEU over Switch Transformer and +0.3 BLEU over vanilla MoE), however, CMR models have more parameters as well as more FLOPs per token.

It is worth noting that simply stacking MoE layers degenerates the model performance, which

indicates the importance and effectiveness of the specific design of SMoE.

**M15 results** The best SMoE settings for the larger M15 dataset is SMoE-4-12. This configuration demonstrated an average improvement of +1.04 BLEU over the Switch Transformer and +0.93 BLEU over the vanilla MoE across the 15 languages evaluated. However, MoE+EOM and CMR only improve vanilla MoE by +0.52 and +0.53 BLEU, respectively. Note that if vanilla MoE wants to achieve similar performance to SMoE-4-12 (32.94 vs. 32.93 BLEU on average), it has to increase experts from 16 to 32, which almost doubles the total number of parameters from 963M to 1.77B (last row of Table 2), which means our model is much more parameter-efficient.

SMoE models with more strata, allowing for more depth, do not guarantee better performance. A clear example is SMoE-4-12 and SMoE-4-4-4-4 in M15 (32.93 vs. 32.75 averaged BLEU).

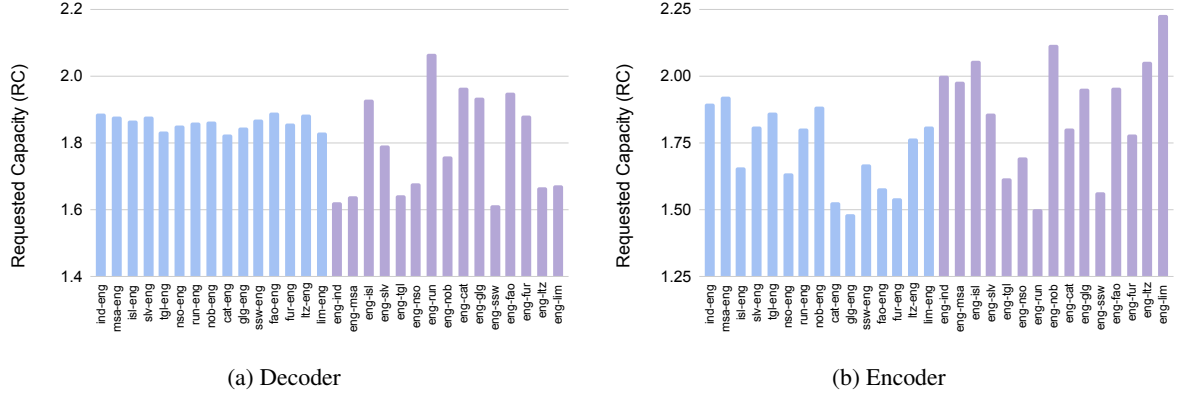


Figure 2: Average requested capacity (RC) of all tokens in each translation direction. The blue bars are for  $xxx \rightarrow \text{eng}$  directions and the purple bars are for  $\text{eng} \rightarrow xxx$  directions. Directions in each subset are sorted from high-resource to low-resource. On the decoder side, the average RC of eng tokens is similar regardless of the source language, but averaged RC has a large variance if the target language is different. On the encoder side, RC is always different even though the source language is the same.

However, for ‘balanced’ SMoE (equal number of experts per stratum), less experts per stratum achieves better performance: SMoE-2-2-2-2 outperforms SMoE-4-4 (40.78 vs. 40.40 BLEU) on M4 and SMoE-4-4-4-4 outperforms SMoE-8-8 (32.75 vs. 32.50 BLEU) on M15.

Interestingly, for ‘unbalanced’ SMoE, having more experts in the upper strata of SMoE is beneficial to  $\text{eng} \rightarrow xxx$  direction but may hurt the  $xxx \rightarrow \text{eng}$  performance, and vice versa. For instance, in Table 3, SMoE-4-12 obtains better performance than SMoE-12-4 on  $\text{eng} \rightarrow xxx$  (33.00 vs. 32.52) while worse on  $xxx \rightarrow \text{eng}$  (32.86 vs. 32.94). A similar trend can be observed with 3-layer SMoE. SMoE-4-4-8 outperforms SMoE-8-4-4 by +0.59 BLEU on  $\text{eng} \rightarrow xxx$  but underperforms SMoE-8-4-4 by 0.82 BLEU on  $xxx \rightarrow \text{eng}$ . Finding an optimal trade-off between  $xxx \rightarrow \text{eng}$  and  $\text{eng} \rightarrow xxx$  needs more empirical studies and we leave this work in the future.

#### 4.6 Computational Cost

As a token may pass through multiple strata in any given SMoE layer, the average computational cost is higher than other MoE models. In the last column of Tables 2 and 3, we record FLOPs per token for all models.<sup>3</sup> Although SMoE requires more FLOPs per token, the additional cost is only a marginal increase over vanilla MoE models. For example, in M15, our best setting SMoE-4-12 merely uses 8% more FLOPs than other top-2-

gating MoE models, but significantly outperforms all of them.

## 5 Analysis

The advantage of SMoE is that it can assign dynamic capacity to different tokens, with some tokens passing through only one expert and others passing through multiple experts. Here, we define the **Requested Capacity (RC)** as the average number of experts that a token need to pass in one SMoE block. NoC of a token is dictated by how the SMoE gates route it throughout the different strata. To understand what may affect the RC of tokens, we examine three potential influencing factors: the language of the input token, the frequency of the token, and the depth of the SMoE block. All analysis is conducted using the SMoE-4-4-4-4 model trained on the M15 dataset.

### 5.1 The Language of The Input Token

Here, we investigate whether different languages have different RCs. We begin with collecting the average RC in all translation directions for all tokens in the training and development (Flores-200 dev) sets. We investigate SMoE blocks in the encoder and decoder separately as they process different tokens (source tokens for the encoder and target tokens for the decoder). The average RC is then averaged across all SMoE blocks in either encoder or decoder.

Figure 2a shows the average RC in the decoder for each translation direction in M15. When translating into English ( $xxx \rightarrow \text{eng}$ , blue bars), we

<sup>3</sup>FLOPs are calculated for the forward pass as done in Kaplan et al. (2020).

observe that the target English tokens have similar RC in the decoder side ( $\approx 1.85$  experts) irrespective of the source language. When translating from English (eng $\rightarrow$ xxx), the RC varies a lot with respect to the target language.

Unlike in the decoder where only the target language matters, Figure 2b shows variability in RC with respect to both source and target languages i.e., not only the language of the tokens themselves (source), but also the target language we will be translating into once we move to the decoder. We hypothesize the special symbol at the beginning of the source sequence (<2xxx>) can affect the capacity assignment. In conclusion, capacity assignment is sensitive to the target language in the decoder and to the translation direction in the encoder.

## 5.2 Token Frequency

As in the previous section, we record the average RC for all tokens in training and development data, and in all translation directions. To avoid looking at all 32K tokens in our vocabulary, we select the top-25 tokens with the highest RC in each SMoE block and in each translation direction, totaling 4500 tokens.<sup>4</sup> We similarly collect the bottom-25 tokens with the lowest RC. After removing tokens repeatedly selected by different directions or by different SMoE blocks, we end up with 2580 unique high-RC tokens and 3208 unique low-RC tokens. We draw in Figure 3 a violin plot to show the distribution of tokens in these two groups in terms of their frequency in the training data. We rank the frequencies on the y-axis so that a lower rank means more frequent tokens, e.g., rank 0 corresponds to the most frequent token in our training data. The results show that there is no strong correlation between frequency and RC for tokens with the highest RC. On the other end of the spectrum, tokens with the lowest RC tend to be high-frequency tokens, as indicated by the right violin plot being wider at the bottom part (rank < 10k). Many of these high-frequency tokens are basic subword units (like \_li, \_el, \_pa) or punctuation marks. One can interpret RC as a metric for ‘difficulty in processing a given token’. The model was overly exposed to these frequent tokens, and as such, does not require a lot of capacity to process them.

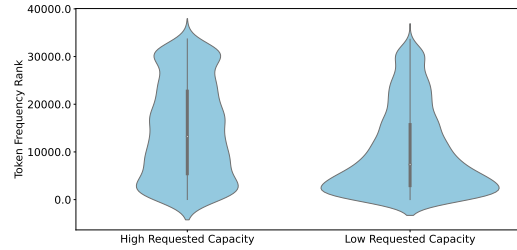


Figure 3: Violin plots of the token frequency in high-RC (left) and low-RC (right) tokens. Unlike high-RC tokens, low-RC tokens tend to be highly frequent ones.

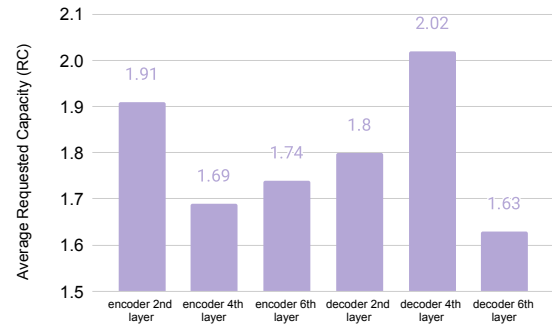


Figure 4: Average RC of SMoE blocks in different locations of the architecture.

## 5.3 Location of The SMoE Block

We analyze in this section the average RC in relation to the location of the SMoE block in the transformer architecture. As depicted in Figure 4, RC varies depending on the location of the SMoE block. Early encoder layers (encoder 2nd layer is the first SMoE block in the model) request more capacity than the subsequent encoder SMoE blocks. We hypothesize that this first block takes on the task of mapping tokens coming from different languages and different scripts to a shared space. On the decoder side, the middle decoder layer requests more capacity than other decoder layers.

## 6 Conclusion

This work presents Stratified Mixture of Experts (SMoE) models, a novel design for MoEs that is capable of dynamically assigning capacity to input tokens. Through experimental evaluation at two scales (M4 and M15), we have demonstrated that the proposed SMoE model surpasses the performance of many current state-of-the-art MoE methods. This proves that dynamically assigning capacity to tokens in MoE models is a viable solution to address the MoE’s parameter

<sup>4</sup> $25 \times 6$  (#SMoE blocks)  $\times$  30 (#directions) = 4500.



inefficiency. Additionally, we conduct a thorough analysis to investigate the factors that influence dynamic capacity assignment, including the language of the tokens and the location of the SMoE block within the model architecture.

## Limitations

Stratified Mixture of Experts (SMoE) aims to improve the performance of Mixture of Experts (MoE) models by assigning dynamic capacity to different tokens. While SMoE has demonstrated performance improvements over many state-of-the-art baselines, it also comes with an additional computational cost compared to traditional MoE models. This is because SMoE consists of multiple strata, each containing a set of experts, and tokens may pass through a variable number of these experts, depending on the routing decisions made by the gates at each stratum. This dynamic routing mechanism introduces additional computation as indicated in Section 4.6. However, the benefits of SMoE in terms of improved performance often outweigh this added computational cost, especially in tasks where performance is critical. As such, the extra computational cost of SMoE can be considered acceptable in exchange for the improved performance it offers.

## References

- Roei Aharoni, Melvin Johnson, and Orhan Firat. 2019. [Massively multilingual neural machine translation](#). In *Proceedings of the 2019 Conference of the North American Chapter of the Association for Computational Linguistics: Human Language Technologies, Volume 1 (Long and Short Papers)*, pages 3874–3884, Minneapolis, Minnesota. Association for Computational Linguistics.
- Jimmy Lei Ba, Jamie Ryan Kiros, and Geoffrey E Hinton. 2016. Layer normalization. *arXiv preprint arXiv:1607.06450*.
- Tom Brown, Benjamin Mann, Nick Ryder, Melanie Subbiah, Jared D Kaplan, Prafulla Dhariwal, Arvind Neelakantan, Pranav Shyam, Girish Sastry, Amanda Askell, Sandhini Agarwal, Ariel Herbert-Voss, Gretchen Krueger, Tom Henighan, Rewon Child, Aditya Ramesh, Daniel Ziegler, Jeffrey Wu, Clemens Winter, Chris Hesse, Mark Chen, Eric Sigler, Mateusz Litwin, Scott Gray, Benjamin Chess, Jack Clark, Christopher Berner, Sam McCandlish, Alec Radford, Ilya Sutskever, and Dario Amodei. 2020. [Language models are few-shot learners](#). In *Advances in Neural Information Processing Systems*, volume 33, pages 1877–1901. Curran Associates, Inc.
- Alexis Conneau, Kartikay Khandelwal, Naman Goyal, Vishrav Chaudhary, Guillaume Wenzek, Francisco Guzmán, Edouard Grave, Myle Ott, Luke Zettlemoyer, and Veselin Stoyanov. 2020. [Unsupervised cross-lingual representation learning at scale](#). In *Proceedings of the 58th Annual Meeting of the Association for Computational Linguistics*, pages 8440–8451, Online. Association for Computational Linguistics.
- Jacob Devlin, Ming-Wei Chang, Kenton Lee, and Kristina Toutanova. 2019. [BERT: Pre-training of deep bidirectional transformers for language understanding](#). In *Proceedings of the 2019 Conference of the North American Chapter of the Association for Computational Linguistics: Human Language Technologies, Volume 1 (Long and Short Papers)*, pages 4171–4186, Minneapolis, Minnesota. Association for Computational Linguistics.
- Nan Du, Yanping Huang, Andrew M Dai, Simon Tong, Dmitry Lepikhin, Yuanzhong Xu, Maxim Krikun, Yanqi Zhou, Adams Wei Yu, Orhan Firat, et al. 2022. Glam: Efficient scaling of language models with mixture-of-experts. In *International Conference on Machine Learning*, pages 5547–5569. PMLR.
- Angela Fan, Shruti Bhosale, Holger Schwenk, Zhiyi Ma, Ahmed El-Kishky, Siddharth Goyal, Mandeep Baines, Onur Celebi, Guillaume Wenzek, Vishrav Chaudhary, et al. 2020. Beyond english-centric multilingual machine translation. *arXiv preprint arXiv:2010.11125*.
- William Fedus, Barret Zoph, and Noam Shazeer. 2021. Switch transformers: Scaling to trillion parameter models with simple and efficient sparsity.
- Ze-Feng Gao, Peiyu Liu, Wayne Xin Zhao, Zhong-Yi Lu, and Ji-Rong Wen. 2022. Parameter-efficient mixture-of-experts architecture for pre-trained language models. *arXiv preprint arXiv:2203.01104*.
- Jordan Hoffmann, Sebastian Borgeaud, Arthur Mensch, Elena Buchatskaya, Trevor Cai, Eliza Rutherford, Diego de Las Casas, Lisa Anne Hendricks, Johannes Welbl, Aidan Clark, et al. 2022. An empirical analysis of compute-optimal large language model training. In *Advances in Neural Information Processing Systems*.
- Melvin Johnson, Mike Schuster, Quoc V. Le, Maxim Krikun, Yonghui Wu, Zhifeng Chen, Nikhil Thorat, Fernanda Viégas, Martin Wattenberg, Greg Corrado, Macduff Hughes, and Jeffrey Dean. 2017. [Google’s multilingual neural machine translation system: Enabling zero-shot translation](#). *Transactions of the Association for Computational Linguistics*, 5:339–351.
- Jared Kaplan, Sam McCandlish, Tom Henighan, Tom B Brown, Benjamin Chess, Rewon Child, Scott Gray, Alec Radford, Jeffrey Wu, and Dario Amodei. 2020. Scaling laws for neural language models. *arXiv preprint arXiv:2001.08361*.

- Young Jin Kim, Ammar Ahmad Awan, Alexandre Muzio, Andres Felipe Cruz Salinas, Liyang Lu, Amr Hendy, Samyam Rajbhandari, Yuxiong He, and Hany Hassan Awadalla. 2021. Scalable and efficient moe training for multitask multilingual models. *arXiv preprint arXiv:2109.10465*.
- Taku Kudo and John Richardson. 2018. [SentencePiece: A simple and language independent subword tokenizer and detokenizer for neural text processing](#). In *Proceedings of the 2018 Conference on Empirical Methods in Natural Language Processing: System Demonstrations*, pages 66–71, Brussels, Belgium. Association for Computational Linguistics.
- Sneha Kudugunta, Yanping Huang, Ankur Bapna, Maxim Krikun, Dmitry Lepikhin, Minh-Thang Luong, and Orhan Firat. 2021. [Beyond distillation: Task-level mixture-of-experts for efficient inference](#). In *Findings of the Association for Computational Linguistics: EMNLP 2021*, pages 3577–3599, Punta Cana, Dominican Republic. Association for Computational Linguistics.
- Dmitry Lepikhin, HyoukJoong Lee, Yuanzhong Xu, Dehao Chen, Orhan Firat, Yanping Huang, Maxim Krikun, Noam Shazeer, and Zhifeng Chen. 2021. [{GS}hard: Scaling giant models with conditional computation and automatic sharding](#). In *International Conference on Learning Representations*.
- Mike Lewis, Shruti Bhosale, Tim Dettmers, Naman Goyal, and Luke Zettlemoyer. 2021. Base layers: Simplifying training of large, sparse models. In *International Conference on Machine Learning*, pages 6265–6274. PMLR.
- Rui Liu, Young Jin Kim, Alexandre Muzio, and Hany Hassan. 2022. Gating dropout: Communication-efficient regularization for sparsely activated transformers. In *International Conference on Machine Learning*, pages 13782–13792. PMLR.
- Marta R NLLB Team, Costa-jussà, James Cross, Onur Çelebi, Maha Elbayad, Kenneth Heafield, Kevin Heffernan, Elahe Kalbassi, Janice Lam, Daniel Licht, Jean Maillard, et al. 2022. No language left behind: Scaling human-centered machine translation. *arXiv preprint arXiv:2207.04672*.
- Colin Raffel, Noam Shazeer, Adam Roberts, Katherine Lee, Sharan Narang, Michael Matena, Yanqi Zhou, Wei Li, and Peter J Liu. 2020. Exploring the limits of transfer learning with a unified text-to-text transformer. *Journal of Machine Learning Research*, 21:1–67.
- Samyam Rajbhandari, Conglong Li, Zhewei Yao, Minjia Zhang, Reza Yazdani Aminabadi, Ammar Ahmad Awan, Jeff Rasley, and Yuxiong He. 2022. [DeepSpeed-moe: Advancing mixture-of-experts inference and training to power next-generation ai scale](#). In *ICML*.
- Stephen Roller, Sainbayar Sukhbaatar, Jason Weston, et al. 2021. Hash layers for large sparse models. *Advances in Neural Information Processing Systems*, 34:17555–17566.
- Noam Shazeer, \*Azalia Mirhoseini, \*Krzysztof Maziarczyk, Andy Davis, Quoc Le, Geoffrey Hinton, and Jeff Dean. 2017. [Outrageously large neural networks: The sparsely-gated mixture-of-experts layer](#). In *International Conference on Learning Representations*.
- Ashish Vaswani, Noam Shazeer, Niki Parmar, Jakob Uszkoreit, Llion Jones, Aidan N Gomez, Łukasz Kaiser, and Illia Polosukhin. 2017. Attention is all you need. *Advances in neural information processing systems*, 30.
- Alex Wang, Amanpreet Singh, Julian Michael, Felix Hill, Omer Levy, and Samuel Bowman. 2018. [GLUE: A multi-task benchmark and analysis platform for natural language understanding](#). In *Proceedings of the 2018 EMNLP Workshop BlackboxNLP: Analyzing and Interpreting Neural Networks for NLP*, pages 353–355, Brussels, Belgium. Association for Computational Linguistics.
- Qiang Wang, Bei Li, Tong Xiao, Jingbo Zhu, Changliang Li, Derek F Wong, and Lidia S Chao. 2019. Learning deep transformer models for machine translation. In *Proceedings of the 57th Annual Meeting of the Association for Computational Linguistics*, pages 1810–1822.
- Ruibin Xiong, Yunchang Yang, Di He, Kai Zheng, Shuxin Zheng, Chen Xing, Huishuai Zhang, Yanyan Lan, Liwei Wang, and Tieyan Liu. 2020. On layer normalization in the transformer architecture. In *International Conference on Machine Learning*, pages 10524–10533. PMLR.
- Biao Zhang, Ankur Bapna, Rico Sennrich, and Orhan Firat. 2021. [Share or not? learning to schedule language-specific capacity for multilingual translation](#). In *International Conference on Learning Representations*.
- Yanqi Zhou, Tao Lei, Hanxiao Liu, Nan Du, Yanping Huang, Vincent Zhao, Andrew Dai, Zhifeng Chen, Quoc Le, and James Laudon. 2022. Mixture-of-experts with expert choice routing. *arXiv preprint arXiv:2202.09368*.
- Barret Zoph, Irwan Bello, Sameer Kumar, Nan Du, Yanping Huang, Jeff Dean, Noam Shazeer, and William Fedus. 2022. Designing effective sparse expert models. *arXiv preprint arXiv:2202.08906*.
- Simiao Zuo, Xiaodong Liu, Jian Jiao, Young Jin Kim, Hany Hassan, Ruofei Zhang, Jianfeng Gao, and Tuo Zhao. 2021. Taming sparsely activated transformer with stochastic experts. In *International Conference on Learning Representations*.