

Multi-Valued Quantum Neurons

M.W. AlMasri

CyberSecurity and Systems Research Unit, USIM, Malaysia

The multiple-valued quantum logic is formulated systematically such that the truth values are represented naturally as unique roots of unity placed on the unit circle. Consequently, multi-valued quantum neuron (MVQN) is based on the principles of multiple-valued threshold logic over the field of complex numbers. The training of MVQN is reduced to the movement along the unit circle. A quantum neural network (QNN) based on multi-valued quantum neurons can be constructed with complex weights, inputs, and outputs encoded by roots of unity and an activation function that maps the complex plane into the unit circle. Such neural networks enjoy fast convergence and higher functionalities compared with quantum neural networks based on binary input with the same number of neurons and layers. Our construction can be used in analyzing the energy spectrum of quantum systems. Possible practical applications can be found using the quantum neural networks built from orbital angular momentum (OAM) of light or multi-level systems such as molecular spin qubits.

I. INTRODUCTION

Artificial intelligence deals with computational tasks that are difficult to handle by ordinary computers but easy at the human level, such as image recognition, decision-making, translation between languages, speech recognition, etc. Some early attempts to generalize these concepts into quantum theory can be found in [1–7]. Artificial intelligence in quantum theory has started attracting reasonable attention in the physics community due to the growing interest in artificial intelligence and machine learning globally [8–15]. From a practical point of view, building quantum neural networks with many neurons is still challenging. The same difficulty is seen in building any quantum computational device with many qubits. To understand the problem better, recall that qubits can be seen as a generalization of the 0 and 1 truth values in classical Boolean logic functions, and the main difference from clas-

sical bits stems from the possibility of having superposition states between $|0\rangle$ and $|1\rangle$ basis states. As we shall argue below, having ternary possible basis states composing from $|0\rangle$, $|1\rangle$ and a superposition state $\alpha|0\rangle + \beta|1\rangle$, where α and β are arbitrary complex numbers not equal to zero, can lead to a minimum computational cost. This fact may explain why, at the very basic level of the universe, quantum matter particles (Fermions) have spin-1/2. Consequently, nature at its most fundamental level operates at the minimum computational cost.

It is a widely accepted fact that increasing the number of possible basis states increases the information capacity a system can possess. This fact justifies the need for quantum devices that operate in the multiple-valued threshold logic scheme. The higher-dimensional quantum information carriers are known in the literature as qudits, where d is not limited to 2 [16–20]. The main advantage of qudits over qubits is the logarithmic reduction of separate quantum systems needed to span the quantum memory, and thus provides more computational capabilities compared with qubits under the same number of subspaces in both cases [16].

From a classical computing perspective, the multiple-valued logic has been studied in detail, and many devices have been proposed based on multiple-valued logic architectures, such as the full ternary computer "Setun" and resonant-tunneling transistor [21–26]. The main motivation was to solve the interconnections problem both on-chip and between chips by increasing the information content per connection [22]. Since most classical computing processes have an analog at the quantum level, it is possible to build multiple-valued quantum logic devices. A general article on multiple-valued quantum logic could be read from [27].

In this work, we extend the scope of using multiple-valued logic in the quantum realm in a novel, systematic way by representing each quantum state as a root of unity placed uniquely on the unit circle. More precisely, we introduce the multi-valued quantum neurons (MVQNs) and discuss the quantum neural networks based on them. Finally, we suggest the use of the orbital angular momentum (OAM) of light in building multi-valued quantum neurons.

II. QUBITS AND COMPLEXITY

For a given number system, the smaller the radix r the larger the number of digits d required to express a given quantity. The number necessary to represent a range of N is

given by $N = r^d$ rounded up to the next integer value if necessary. Adopting this terminology, the cost or complexity of the system hardware can be modeled as [22]

$$C = k(r \times d) = k(r \frac{\log N}{\log r}) \quad (1)$$

where k is constant. Differentiating the last equation with respect to r gives the minimum cost, which is when $r = e = 2.718$. Since the radix r must be an integer, the minimum cost happens when $r = 3$. This proves that using the basis states $|0\rangle$, $|1\rangle$ and one superposition state between these two basis states leads to a minimum cost. Finally, before we embark on our main objective of this work, the formulation of multiple-valued quantum logic in the space of holomorphic functions, it is worth mentioning that our terminology of the hardware complexity here is of a qualitative signature and is different from the complexity geometry between quantum states mentioned, for example in [28].

III. MULTIPLE-VALUED THRESHOLD QUANTUM LOGIC

The quantum logic of Birkhoff and Von Neumann refers to the orthocomplemented lattice of closed linear subspaces of a Hilbert space of quantum states [29]. The conjugation is given by the intersection of two linear subspaces, and the negation is given by forming an orthogonal complement¹. The main difference between classical and quantum logic stems from the failure of the propositional distributive law in the quantum case, i.e., $P \wedge (Q \vee R) \neq (P \wedge Q) \vee (P \wedge R)$ where the symbols P, Q and R are propositional variables. Thus, disjunction is given by forming the linear space of two linear subspaces. Consequently, the notion of quantum logic can be defined straightforwardly.

In Boolean logic, there are two truth values (false and true, or 0 and 1). Using more abstract language, these values are elements of the set $K_2 = \{0, 1\}$. In multiple-valued logic, this can be generalized easily to $K_k = \{0, 1, \dots, k-1\}$. However, it is customary in engineering and especially in the context of neural networks to consider the Boolean alphabet to be $E_2 = \{-1, 1\}$ instead of $K_2 = \{0, 1\}$. The generalization of E_2 to multiple-valued logic can be achieved using k roots of unity in the complex domain [30], that is,

$$E_k = \{1 = \epsilon_k^0, \epsilon_k, \epsilon_k^2, \dots, \epsilon_k^{k-1}\}, \quad (2)$$

¹ Let V be a vector space over a field F equipped with a bilinear form B . We define f to be left-orthogonal to g and g to be right-orthogonal to f if $B(f, g) = 0$

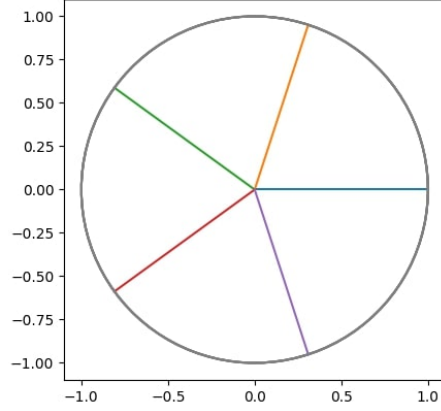


FIG. 1. The roots of unity for ϵ_5^j with $j \in \{0, 4\}$. As we will see below, such roots appear in the study of the spin-2 case.

where $\epsilon_k^j = (e^{i2\pi/k})^j = e^{i\phi_j}$ and $\phi_j = 2\pi j/k$ with $j = 0, 1, \dots, k-1$. Therefore, we have k roots of unity positioned on the unit circle. It is important to emphasize that although the absolute value of these elements is one, they have different arguments and thus can be uniquely determined on the unit circle as shown in Figure 1 for $k = 5, j \in \{0, 4\}$.

To connect the above procedure with quantum systems, it is more convenient to use the Bargmann representation of quantum mechanics which maps the quantum states in the vector Hilbert space into analytic functions in the Bargmann space. In this representation, the bosonic creation and annihilation operators are given by multiplying or taking the derivative ($\hat{a}^\dagger = z, \hat{a} = \frac{\partial}{\partial z}$) acted on a convergent normalized monomial in the complex plane, i.e. $\{\frac{z^n}{\sqrt{h^n n!}}\}$. This was originally proposed by Fock and developed systematically by Bargmann and Segal[31]. More concretely, we define the Segal-Bargmann spaces $\mathcal{HL}^2(\mathbb{C}^d, \mu_\hbar)$ as spaces of holomorphic functions with Gaussian integration measure $\mu_\hbar = (\pi)^{-d} e^{-|z|^2/\hbar}$ and inner product of the form [31, 32]

$$\langle f|g \rangle = (\pi\hbar)^{-d} \int_{\mathbb{C}^d} \bar{f}(z) g(z) e^{-|z|^2/\hbar} dz, \quad (3)$$

Where $|z|^2 = |z_1|^2 + \dots + |z_d|^2$ and dz is the $2d$ -dimensional Lebesgue measure on \mathbb{C}^d . On these spaces, we define the orthonormality condition with $\hbar = d = 1$ for simplicity as

$$\frac{1}{\pi} \int_{\mathbb{C}} e^{-|z|^2} \bar{z}^n z^m dz = n! \delta_{mn}. \quad (4)$$

The next step is to apply this representation to quantum mechanical systems. The ideal example to start with is the well-known quantum harmonic oscillator with one degree of

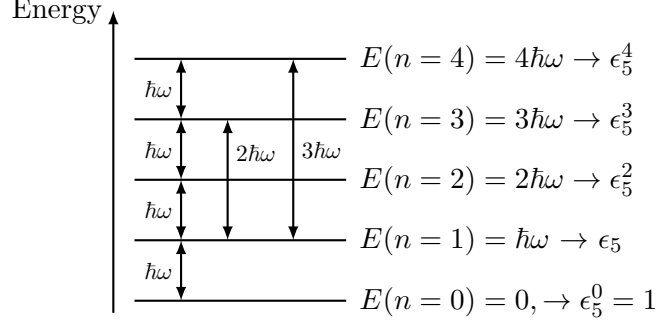


FIG. 2. The first four energy levels for a harmonic oscillator with vanishing ground-state $E_0 = 0$. In this case, we have the following k th roots of unity $E_5 = \{1, \epsilon_5, \epsilon_5^2, \epsilon_5^3, \epsilon_5^4\}$ for multiple-valued logic.

freedom, mass m , and frequency ω . In this case, the creation and annihilation operators are

$$\hat{a} = \sqrt{\frac{m\omega}{2\hbar}} \left(\hat{x} + \frac{i}{m\omega} \hat{p} \right) := \frac{\partial}{\partial z}, \quad (5)$$

$$\hat{a}^\dagger = \sqrt{\frac{m\omega}{2\hbar}} \left(\hat{x} - \frac{i}{m\omega} \hat{p} \right) := z, \quad (6)$$

and the Hamiltonian becomes

$$H = \hbar\omega \left(z \frac{d}{dz} + \frac{1}{2} \right), \quad (7)$$

with eigenstates $|n\rangle = \frac{z^n}{\sqrt{n!}}$.

This allows us to represent important bosonic states such as Fock (number) states, $|n\rangle = \frac{z^n}{\sqrt{n!}}$ or coherent states $|\alpha\rangle = e^{-|\alpha|^2/2} \sum_{n=0}^{\infty} \frac{(\alpha z)^n}{n!}$ in Bargmann representation. The multi-valued logic is represented by the roots of unity.

$$E_N = \{\epsilon_N^0, \dots, \epsilon_N^n\}, \quad (8)$$

where n is the energy level index and $N = n+1$. In Figure 2, we show the case of a four-level system with a zero energy ground state for the harmonic oscillator and the corresponding roots of unity.

For fermions, due to the anticommutation relations between fermionic creation and annihilation operators (being related to Grassmann numbers), it is not possible to apply the

Bargmann representation directly to fermions such as electrons. Fortunately, this issue can be solved gently using the Bargmann representation of the Jordan-Schwinger mapping, as discussed, for example, in [33, 34]. We can write the operators J_i such as spin operators in terms of the holomorphic variables z and w (in natural units $\hbar = 1$)

$$J_x = \frac{1}{2} \left(z \frac{\partial}{\partial w} + w \frac{\partial}{\partial z} \right), \quad (9)$$

$$J_y = \frac{-i}{2} \left(z \frac{\partial}{\partial w} - w \frac{\partial}{\partial z} \right), \quad (10)$$

$$J_z = \frac{1}{2} \left(z \frac{\partial}{\partial z} - w \frac{\partial}{\partial w} \right), \quad (11)$$

with canonical commutation relation $[J_i, J_j] = i\varepsilon_{ijk}J_k$. In this representation, the normalized eigenstates of the spin operators J^2 and J_z are

$$|n_1, n_2\rangle = \frac{z^{n_1}}{\sqrt{n_1!}} \frac{w^{n_2}}{\sqrt{n_2!}} \equiv f_{n_1 n_2} \quad (12)$$

with normalization condition

$$\langle m_1, m_2 | n_1, n_2 \rangle = \frac{1}{\pi^2} \int_{\mathbb{C}^2} \bar{f}_{m_1 m_2} f_{n_1 n_2} e^{-|z|^2 - |w|^2} dz dw = \delta_{m_1, n_1} \delta_{m_2, n_2}. \quad (13)$$

The occupation numbers n_1 and n_2 are connected with the principal angular momentum quantum numbers j, m defined in the basis $|j, m\rangle$ as $J_z|j, m\rangle = m|j, m\rangle$ and $J^2|j, m\rangle = j(j+1)|j, m\rangle$ through the relations $j = \frac{n_1+n_2}{2}, m = \frac{n_1-n_2}{2}$, where m runs from $-j$ to j in integer steps.

We define the mapping from elements of the Bargmann spaces such as $f_{n_1 n_2}$ into a unique set of the roots of unity,

$$f_{n_1 n_2} \rightarrow e^{2\pi i n_1 / N} e^{2\pi i n_2 / N} = \epsilon_N^{n_1} \epsilon_N^{n_2} \quad (14)$$

where $N = 2j+1$ is the number of possible distinct states for a particle or multi-level system with spin number j . It is very important to impose the condition $n_1, n_2 \in \{0, N-1\}$ in 14.

From Table 1, we find that for each spin j the products of the roots of unity are always ϵ_N^{N-1} . To distinguish each state with the same spin number j but a different magnetic number m , we must take the roots of unity $\epsilon_N^{n_1}$ in the z -plane and $\epsilon_N^{n_2}$ in the w -plane separately. The product of $\epsilon_N^{n_1}$ and $\epsilon_N^{n_2}$ is always fixed and assumes the value

$$\epsilon_N^{n_1} \epsilon_N^{n_2} = \epsilon_N^{N-1} \quad (15)$$

TABLE I. The mapping between the roots of unity and the state functions for $j = 1/2, 1$, and 2

Roots of Unity	State Function	Quantum Numbers
$(\epsilon_2^1)_z(\epsilon_2^0)_w = \epsilon_2^1$	$f_{10} = z$	$j = 1/2, m = 1/2$
$(\epsilon_2^0)_z(\epsilon_2^1)_w = \epsilon_2^1$	$f_{01} = w$	$j = 1/2, m = -1/2$
$(\epsilon_3^1)_z(\epsilon_3^1)_w = \epsilon_3^2$	$f_{11} = zw$	$j = 1, m = 0$
$(\epsilon_3^2)_z(\epsilon_3^0)_w = \epsilon_3^2$	$f_{20} = \frac{z^2}{\sqrt{2}}$	$j = 1, m = 1$
$(\epsilon_3^0)_z(\epsilon_3^2)_w = \epsilon_3^2$	$f_{02} = \frac{w^2}{\sqrt{2}}$	$j = 1, m = -1$
$(\epsilon_5^4)_z(\epsilon_5^0)_w = \epsilon_5^4$	$f_{40} = \frac{z^4}{\sqrt{24}}$	$j = 2, m = 2$
$(\epsilon_5^3)_z(\epsilon_5^1)_w = \epsilon_5^4$	$f_{31} = \frac{z^3}{\sqrt{6}}w$	$j = 2, m = 1$
$(\epsilon_5^2)_z(\epsilon_5^2)_w = \epsilon_5^4$	$f_{22} = \frac{z^2}{\sqrt{2}}\frac{w^2}{\sqrt{2}}$	$j = 2, m = 0$
$(\epsilon_5^1)_z(\epsilon_5^3)_w = \epsilon_5^4$	$f_{13} = z\frac{w^3}{\sqrt{6}}$	$j = 2, m = -1$
$(\epsilon_5^0)_z(\epsilon_5^4)_w = \epsilon_5^4$	$f_{04} = \frac{w^4}{\sqrt{24}}$	$j = 2, m = -2$

IV. COMPLEX-VALUED QUANTUM NEURAL NETWORKS

Complex-valued neural networks have been studied extensively in the past decades as a natural generalization of the real-valued neural networks[30],[35], [36], [37] and [38]. Throughout this work, we consider complex-valued neural networks with inputs, activation functions, and outputs represented by roots of unity [37]. It was shown that such complex-valued neural networks enjoy high functionality compared with real-valued neural networks with the same number of neurons[37]. More interestingly, a single complex-valued neuron is capable of solving the well-known xor-problem[36].

Let Q be a quantum system with N -distinct energy levels E_0, E_1, \dots, E_{N-1} . We associate each energy level with a unique root of unity as $\epsilon_N^0, \epsilon_N^1, \dots, \epsilon_N^{N-1}$. In case of degeneracy, we associate all equal energy levels into one root of unity. For example, if we have three identical energy levels E_n , then the corresponding root of unity is ϵ_N^n , where N is always the number of distinct energy levels. The multi-valued quantum neuron (MVQN) performs a mapping between n inputs and a single output described by a multiple-valued function f of n variables $f(x_1, x_2, \dots, x_n)$ with $n + 1$ complex-valued weights

$$f(x_1, x_2, \dots, x_n) = P(\omega_0 + \omega_1 x_1 + \dots + \omega_n x_n), \quad (16)$$

where P is the discrete activation function of MVQN :

$$P(z) = \epsilon_N^n, \quad 2\pi n/N \leq \arg z < 2\pi(n+1)/N, \quad (17)$$

and ω_0 is the bias. Since the root of unity which corresponds to the ground state equals 1. Therefore, we may associate the bias with the ground state in our construction.

Let's have n d -dimensional learning samples. This means that MVQN has n inputs (x_1, \dots, x_n) . Let \mathbf{f} be a d -dimensional vector column of the desired output values and x_1, \dots, x_n to be a d -dimensional vector columns of all possible values of inputs x_1^i, \dots, x_n^i , where $i = 1, \dots, d$. The Hebbian learning rule states that the weights $\omega_1, \omega_2, \dots, \omega_n$ must be calculated as dot products of \mathbf{f} and vectors x_1, x_2, \dots, x_n respectively,

$$\omega_j = \langle \mathbf{f} | x_j \rangle = f_1 x_j^1 + \dots + f_d x_j^d \quad (18)$$

where $j = 0, \dots, n$. The normalized Hebbian rule is given by division over d ,

$$\omega_j = \frac{1}{d} \langle \mathbf{f} | x_j \rangle, \quad j = 0, \dots, n \quad (19)$$

Typically, learning algorithms are iterative processes that check whether the inputs and outputs are closer to the desired values with a reasonable error or not. This in turn suggests the need for using an error-correction learning rule that determines how the weights must be adjusted to guarantee that the output is very close to the desired result. The error-correction rule for MVQN with weight vectors $W = (\omega_0, \omega_1, \dots, \omega_n)$ and $X = (x_1, \dots, x_n)$ is

$$W_{r+1} = W_r + \frac{\alpha_r}{n+1} \delta \overline{X} \quad (20)$$

where δ is the difference between the desired ϵ_N^d and actual ϵ_N^a roots of unity, i.e. $\delta = \epsilon_N^d - \epsilon_N^a$, α_r is the learning rate, and \overline{X} is the complex conjugate of X . The multi-valued quantum neuron training is equivalent to movement along the unit circle. Since both the output and desired values are positioned on the unit circle, the movement of the output value towards the desired value will always be in the correct direction. The shortest path for this movement is determined in such a way that the error between the output and desired values is minimized. To summarize, the setup considered in this work is shown in FIG.3. First we measure the energy levels of a given quantum system and associate them with unique roots of unity. These roots of unity are the inputs of a complex-valued neural network. The upper

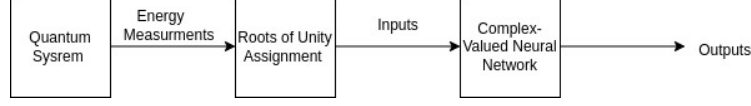


FIG. 3. The Complex-Valued quantum neural network architecture.

index n of the output ϵ_N^n gives the desired energy level of the quantum system under study if the training is correct. Such a complex-valued neural network is capable of learning the patterns of the energy spectrum a quantum system can have.

The practical execution of the multi-valued quantum neurons can be achieved using equations 16 and 17. Now, we show how one could use the multi-valued quantum neurons in determining the maximum and minimum energy eigenvalues for a given quantum system. For the sake of simplicity, we consider a three-level system, in this case, the inputs are elements of $E_3 = \{1 = \epsilon_3^0, \epsilon_3, \epsilon_3^2\}$. As mentioned in [37], the definition of the weight vector W determines the operation of learning. For example the weight vector that implements the max-function $f_{\max} = \max(x_1, x_2)$ is $W = (-2 - 4\epsilon_3, 4 + 5\epsilon_3, 4 + 5\epsilon_3)$. We may verify this by direct computations of the activation functions and equating the results with the action of the max-function. Since $x_{1,2} \in E_3$, the number of possible distinct inputs is 9,

$$x_1 = \epsilon_3^{n_1}, x_2 = \epsilon_3^{n_2}, \quad (21)$$

with $n_1 = n_2 = \{0, 1, 2\}$. As a sample calculation, if $x_1 = \epsilon_3^0$ and $x_2 = \epsilon_3^2$. Then, we have

$$z = \omega_0 + \omega_1 x_1 + \omega_2 x_2 = 7\epsilon_3^0 + \epsilon_3 + 4\epsilon_3^2 = 7 + \epsilon_3 + 4\epsilon_3^2, \quad (22)$$

$$\arg(z) = 5.7596 \rightarrow P(z) = \epsilon_3^2 = f_{\max}(\epsilon_3^0, \epsilon_3^2). \quad (23)$$

Analogously, if $x_1 = \epsilon_3^2$ and $x_2 = \epsilon_3$. Then, we have

$$z = \omega_0 + \omega_1 x_1 + \omega_2 x_2 = 3 + 9\epsilon_3^2 \quad (24)$$

$$\arg(z) = 4.5223 \rightarrow P(z) = \epsilon_3^2 = f_{\max}(\epsilon_3^2, \epsilon_3). \quad (25)$$

The other remaining 7 possibilities can be calculated in the same manner. The min-function $f_{\min} = \min(x_1, x_2)$ can be associated with the weight vector $W = (2 + 4\epsilon_3, 4 + 5\epsilon_3, 4 + 5\epsilon_3)$. If $x_1 = \epsilon_3^0$ and $x_2 = \epsilon_3^2$, then $f_{\min}(x_1, x_2) = \epsilon_3^0$ since

$$z = \omega_0 + \omega_1 x_1 + \omega_2 x_2 = 11 + 9\epsilon_3 + 4\epsilon_3^2 \rightarrow \arg(z) = 0.662 \quad (26)$$

Thus, $P(z) = \epsilon_3^0 = f_{\min}(\epsilon_3^0, \epsilon_3^2)$ as expected. In the same manner, if $x_1 = \epsilon_3^1$ and $x_2 = \epsilon_3^2$, then $f_{\min}(x_1, x_2) = \epsilon_3^1$ since

$$z = \omega_0 + \omega_1 x_1 + \omega_2 x_2 = 7 + 8\epsilon_3 + 9\epsilon_3^2 \rightarrow \arg(z) = 3.6652 \quad (27)$$

Therefore, $P(z) = \epsilon_3^1 = f_{\min}(\epsilon_3^1, \epsilon_3^2)$. The other remaining possibilities can be computed using similar steps.

The next step is to realize multi-valued quantum neurons experimentally. This would have advantages in building neuromorphic hardware devices that operate with complex inputs, outputs, and weights represented precisely by roots of unity, as we mentioned above. One possible experimental application could be found in the orbital angular momentum of light [39]. This could be done unambiguously by associating the unique root of unity ϵ_N^n for each beam with a fixed orbital quantum number ℓ in analogy to Table 1 presented in section 3. Other possible systems are molecular spin qudits such as GdW_{30} molecules[40]. It has been found that such molecules can be used as building blocks in future quantum processors due to their tunability, reproducibility, and scalability [41–43]. From a theoretical point of view, one further direction is to consider multilayer complex-valued quantum neural networks and train them to predict the energy configurations of different many-body quantum systems.

ACKNOWLEDGMENT

The author would like to thank the anonymous reviewers for their comments and suggestions.

-
- [1] S.C. Kak, *quantum neural computing*, advances in Imaging and Electron Physics **94**, 259 (1995)
 - [2] A. Yu. Vlasov, *Quantum computations and images recognition*, Contribution to: 3rd International Workshop on Quantum Communication and Measurement (QCM 96), quant-ph/9703010
 - [3] M. Zak and C. P. Williams, *Quantum Neural Nets*, International Journal of Theoretical Physics **37** (2), 651 (1998).
 - [4] M. V. Altaisky, *Quantum neural network*, arXiv: 0107012

- [5] R. Zhou and Q. Ding, *Quantum M-P Neural Network*, Int. J. Theor. Phys. **46**, 3209–3215 (2007).
- [6] A. J. da Silva, W. R. de Oliveira and T. B. Ludermir, *Classical and superposed learning for quantum weightless neural networks*, Neurocomputing **75**(1), Pages 52-60 (2012).
- [7] M. Siomau, *A Quantum Model for Autonomous Learning Automata*, Quantum Information Processing **13**(5), pp 1211-1221 (2014).
- [8] M. Schuld, I. Sinayskiy, F. Petruccione, *The quest for a Quantum Neural Network*, Quantum Information Processing volume 13, pages 2567–2586 (2014)
- [9] P. Wittek, *Quantum Machine Learning: What Quantum Computing Means to Data Mining*, Elsevier (2014).
- [10] J. Biamonte, P. Wittek, N. Pancotti, P. Rebentrost, N. Wiebe, Seth Lloyd, *Quantum Machine Learning*, Nature **549**, 195-202 (2017).
- [11] V. Dunjko, H. J. Briegel, Machine learning & artificial intelligence in the quantum domain, Rep. Prog. Phys. **81**, 7 (2018).
- [12] I. Cong, S. Choi, M.D. Lukin, *Quantum convolutional neural networks*, Nat. Phys. **15**, 1273–1278 (2019).
- [13] Z-A. Jia, B. Yi, R. Zhai, Y-C. Wu, G-C. Guo, and G-P. Guo, *Quantum Neural Network States: A Brief Review of Methods and Applications*, Advanced Quantum Technologies **2** (7-8), 1800077 (2019).
- [14] K. Beer, D. Bondarenko, T. Farrelly, et al. *Training deep quantum neural networks*, Nature Communications **11**, 808 (2020).
- [15] A. Abbas, D. Sutter, C. Zoufal, et al. *The power of quantum neural networks*, Nat Comput Sci **1**, 403–409 (2021).
- [16] A. Muthukrishnan, C. R. Stroud, Jr., *Multi-Valued Logic Gates for Quantum Computation*, Phys. Rev. A **62**, 052309 (2000).
- [17] Y. Wang, Z. Hu, B. C. Sanders, S. Kais, *Qudits and high-dimensional quantum computing*, Front. Phys., **8**, 479. 10.3389 (2020).
- [18] Yao-Min Di and Hai-Rui Wei, *Synthesis of multivalued quantum logic circuits by elementary gates*, Phys. Rev. A **87**, 012325 (2013).
- [19] M. Neeley et al. *Emulation of a Quantum Spin with a Superconducting Phase Qudit*, Science **325** (5941) 2009.

- [20] S. Carretta, D. Zueco, A. Chiesa, Á. Gómez-León, and F. Luis, *A perspective on scaling up quantum computation with molecular spins*, Appl. Phys. Lett. 118, 240501 (2021)
- [21] N. P. Brousentsov, S.P.Maslov, V. P. Rosin, A. M. Tishulina, *Small digital computing machine "Setun"*, Moscow State Univ., 1965. (In Russian).
- [22] S. L. Hurst, *Multiple-Valued Logic-Its Status and Its Future*, IEEE transactions on computers, Vol. c-33, No. 12, (1984).
- [23] L.J. Micheel; A.H. Taddiken; A.C. Seabaugh, *Multiple-valued logic computation circuits using micro- and nanoelectronic devices*, IEEE Proceedings of the Twenty-Third International Symposium on Multiple-Valued Logic, Sacramento, CA, USA (1993).
- [24] Fang Pu, Jinsong Ren, Xinjian Yang, Xiaogang Qu, *Multivalued Logic Gates Based on DNA*, Chem. - Eur. J. 2011, 17, 9590-9594
- [25] Sandhie, Z. T., Patel, J. A., Ahmed, F. U., Chowdhury, M. H. *Investigation of Multiple-Valued Logic Technologies for Beyond Binary Era*, ACM Comput.Surv. 2021, 54, 16.
- [26] Kim, K. R., Jeong, J. W., Choi, Y.-E., Kim, W.-S., Chang, J. *Multi-Valued Logic Device Technology: Overview, Status, and Its Future of Peta-Scale Information Density*, J. Semicond. Eng. 2020, 1, 57-63.
- [27] M. A. Perkowski, *Multiple-Valued Quantum Circuits and Research Challenges for Logic Design and Computational Intelligence Communities*, IEEE Computational Intelligence Society (2005).
- [28] A. R. Brown and L. Susskind, *Complexity geometry of a single qubit*, Phys. Rev. D **100**, 046020 (2019).
- [29] G. Birkhoff, J. Von Neumann, *The Logic of Quantum Mechanics*, Annals of Mathematics, Second Series, Vol. 37, No. 4 (Oct., 1936), pp. 823-843
- [30] Aizenberg, I.N., Aizenberg, N.N., Vandewalle, J. (2000). *Multiple-Valued Threshold Logic and Multi-Valued Neurons*. In: Multi-Valued and Universal Binary Neurons. Springer, Boston, MA
- [31] B. C. Hall, *Holomorphic methods in analysis and mathematical physics*, Contemporary Mathematics, Volume **260**, pp. 1-59
- [32] M. W. AlMasri and M. R. B. Wahiddin, *Bargmann representation of quantum absorption refrigerators*, Rep. Math. Phys. **89** (2), Pages 185-198 (2022)
- [33] M. W. AlMasri and M. R. B. Wahiddin, *Quantum Decomposition Algorithm For Master Equations of Stochastic Processes: The Damped Spin Case*, Mod. Phys. Lett. A, **37** (32),

- 2250216 (2022).
- [34] M. W. AlMasri and M. R. B. Wahiddin, *Integral Transforms and PT-symmetric Hamiltonians*, Chinese Journal of Physics, volume **85**, Pages 127-134 (2023).
 - [35] I. Aizenberg and C. Moraga, *Multilayer feedforward neural network based on multi-valued neurons (MLMVN) and a backpropagation learning algorithm*, Soft Comput (2007) 11: 169–183
 - [36] I. Aizenberg, *Solving the XOR and parity N problems using a single universal binary neuron*, Soft Computing **12**, pages 215–222 (2008)
 - [37] I. N. Aizenberg, *Complex-Valued Neural Networks with Multi-Valued Neurons*, Springer-Verlag Berlin Heidelberg (2011).
 - [38] K. Hirose, *Complex-Valued Neural Networks*, 2nd Edition, Springer-Verlag Berlin Heidelberg (2012).
 - [39] L. Allen, M. W. Beijersbergen, R. J. C. Spreeuw, and J. P. Woerdman, *Orbital angular momentum of light and the transformation of Laguerre-Gaussian laser modes*, Phys. Rev. A **45**, 8185 (1992).
 - [40] M. J. Martínez-Pérez, S. Cardona-Serra, C. Schlegel, F. Moro, P. J. Alonso, H. Prima-García, J. M. Clemente-Juan, M. Evangelisti, A. Gaita-Ariño, J. Sesé, J. van Slageren, E. Coronado, and F. Luis, *Gd-Based Single-Ion Magnets with Tunable Magnetic Anisotropy: Molecular Design of Spin Qubits*, Phys. Rev. Lett. **108**, 247213 (2012)
 - [41] M. D. Jenkins, Y. Duan, B. Diosdado, J. J. García-Ripoll, A. Gaita-Ariño, C. Giménez-Saiz, P. J. Alonso, E. Coronado, and F. Luis, *Coherent manipulation of three-qubit states in a molecular single-ion magnet*, Phys. Rev. B **95**, 064423 (2017).
 - [42] Gaita-Ariño, A., Luis, F., Hill, S. et al. *Molecular spins for quantum computation*. Nat. Chem. **11**, 301–309 (2019).
 - [43] S. Carretta; D. Zueco ;A. Chiesa; Á. Gómez-León and F. Luis, *A perspective on scaling up quantum computation with molecular spins*, Appl. Phys. Lett. **118**, 240501 (2021).