

# Stance Detection With Supervised, Zero-Shot, and Few-Shot Applications

Michael Burnham

May 2023

Stance detection is the identification of an author’s beliefs about a subject from a document. Researchers widely rely on sentiment analysis to accomplish this. However, recent research has show that sentiment analysis is only loosely correlated with stance, if at all. This paper advances methods in text analysis by precisely defining the task of stance detection, providing a generalized framework for the task, and then presenting three distinct approaches for performing stance detection: supervised classification, zero-shot classification with NLI classifiers, and in-context learning. In doing so, I demonstrate how zero-shot and few-shot language classifiers can replace human labelers for a variety of tasks and discuss how their application and limitations differ from supervised classifiers. Finally, I demonstrate an application of zero-shot stance detection by replicating Block Jr et al. (2022).<sup>1</sup>

## 1 Introduction

Stance detection is the identification of an author’s beliefs about a subject from a text sample. To accomplish this, social scientists widely rely on sentiment analysis. However, recent research shows that sentiment analysis is often loosely correlated with stance, if at all (Bestvater and Monroe, 2022; AlDayel and Magdy, 2021). The implications of this are significant. Sentiment analysis is fast, easy to use, and readily applied to many topics. If it is not a reliable form of stance detection, opinion mining is much less accessible than previously thought. Training a classifier is a great alternative, but supervised classifiers are sometimes prohibitively expensive in time and resources. They require manually labeled training data which researchers may need to curate themselves or hire workers for. Further, classifiers are task specific and a new classifier with new training data is needed for each unique stance. While training a classifier remains optimal for many projects, others would benefit from an approach with the speed and accessibility of sentiment analysis.

This article makes three contributions to address this methodological challenge. First, I precisely define stance detection as an entailment classification task. This definition distinguishes between the sentiment and stance of a text as distinct dimensions and provides a rigorous definition against which methods can be validated.

Second, I provide a generalized framework for approaching stance detection based on what I call information context – what information a classifier knows and what information a document

---

<sup>1</sup>Brief coding tutorials that demonstrate methods presented are located here: [https://github.com/MLBurnham/stance\\_detection\\_tutorials](https://github.com/MLBurnham/stance_detection_tutorials)

contains. In contrast to previous approaches that may apply sentiment dictionaries or classifiers with simple assumptions about what information documents contain or how humans apply labels to training data, this framework encourages researchers to more systematically address the factors that can affect the outcome of stance classification. The framework applies to both algorithmic classifiers and human coders but is particularly important in the zero- and few-shot classification context where pre-trained models contain a fixed set of knowledge.

Finally, this paper both demonstrates how to apply this framework and alleviates the aforementioned inaccessibility of stance detection by presenting three approaches that are more robust than sentiment analysis. Between them, these methods can meet the constraints of a wide variety of research projects. The first approach is the established method of training a classifier. I particularly focus on the use of transformer neural networks with domain adaptation over bag-of-words classifiers to improve performance and accessibility. The second approach uses zero-shot classifiers trained for natural language inference (NLI). Like sentiment dictionaries, this approach requires no training data and minimal programming to implement. Unlike sentiment dictionaries, it produces results comparable to, and sometimes better than, supervised classification. Finally, I discuss a new approach known as in-context learning that leverages generative language models such as chatGPT and GPT-4 (Brown et al., 2020). In-context learning combines the best of supervised and zero-shot classifiers, but is hampered due to its outcome instability and reliance on massive models. For each approach I discuss validation techniques, with a particular focus on zero-shot and few-shot classification.

Finally, in a replication, I demonstrate zero-shot stance detection to identify non-compliance with COVID-19 health guidelines.

## 2 Stance and Stance Detection

### 2.1 What is Stance?

Stance is an individual’s “attitudes, feelings, judgments, or commitment” to a given proposition (Biber and Finegan, 1988). In the recent past, stance detection was synonymous with sentiment analysis that measures polarity of a text on a positive or negative scale (Stine, 2019).

However, this introduces significant measurement error because the position a document expresses is often different from the sentiment used to express it.<sup>2</sup> Rather, sentiment and stance should be treated as independent dimensions (Bestvater and Monroe, 2022; AlDayel and Magdy, 2021). Some have proposed targeted sentiment (i.e. sentiment towards Trump rather than the general sentiment of a document about Trump) as an operationalization for stance detection (e.g. Sasaki et al., 2016; Bestvater and Monroe, 2022), but this too is inadequate. Positive and negative valence is one of the many dimensions of “attitudes, feelings, judgments, or commitment.” Targeted sentiment may adequately capture approval for politicians, but can it adequately capture something like the politicization of the COVID-19 pandemic? While there is broad agreement that COVID-19 is bad, there is disagreement on if it constitutes a significant health threat and how government should respond. These are not disagreements of sentiment, but of facts and values.

### 2.2 What is Stance Detection?

Stance detection consists of three components: an observation (e.g. a document), a proposed stance (e.g. approval of a politician), and the observation’s relationship to that target stance (e.g.

---

<sup>2</sup>For example: “So excited to see anyone but Trump in the White House!” expresses a negative stance about Trump with a positive sentiment.

agreement or disagreement). Recent literature operationalizes this task in terms of entailment classification (AlDayel and Magdy, 2021). Introduced by Dagan et al. (2005), textual entailment is a directional relationship between two documents labeled as the text ( $T$ ) and the hypothesis ( $H$ ).

**Definition 1** *Text sample  $T$  entails hypothesis  $H$  when a human reading  $T$  would infer that  $H$  is most likely true.*

For example, if the following tweet from President Trump is paired with the following hypothesis:

**T:** *It’s freezing and snowing in New York – we need global warming!*

**H:** *Global warming is good*

we would conclude that text  $T$  entails hypothesis  $H$ . Textual entailment does not test if a hypothesis is *necessarily* true. Entailment is what humans would infer is most likely true from a document. We can adapt this to arrive at a definition of stance detection:

**Definition 2** *Text sample  $T$  entails stance  $S$  to author  $A$  when a human reading  $T$  would infer that  $A$  supports  $S$  (AlDayel and Magdy, 2021).*

One possible way to re-frame the above entailment task in terms of stance would be the following:

**T:** *It’s freezing and snowing in New York – we need global warming!*

**S:** *Donald Trump believes global warming is good.*

This definition frames stance detection as either a binary (entailment or not entailment) or multi-label (for, against, neutral) classification task.

However, the above definition does not answer two questions:

1. Is the target of stance detection necessarily the stance expressed in the text, or can it encompass some other stance?
2. What information outside of that in the text should be used to infer the target stance?

These questions are not addressed and thus the task is open ended. Within the literature and public data, stance detection has meant inferring the stance expressed in a document using only the information in the document, or inferring any stance using any information. A negative downstream effect is that how a particular document is labeled will vary based on the answers to these questions. This results in inconsistency in how data is curated and labeled, as well as how to interpret benchmarking and model generalizability.

Consider the examples in table 1 from perhaps the most commonly used data for stance detection benchmarking (Mohammad et al., 2016). Each sample was manually labeled as either in favor, against, or neutral towards Donald Trump. Each example highlights potential inconsistencies in how labels are assigned. The first sample makes no mention of Donald Trump and seemingly reasons that someone who espouses a certain narrative about the founding of the United States probably dislikes Trump. Another labeler may view it as unrelated. Examples two and three express support for the Spanish news station Univision. The labelers from sample two seem aware that Trump had a disagreement with Univision and associated a pro-Univision stance with an anti-Trump stance. The labelers for sample three seemingly lack this context and assigned a different label. Generating consistently correct labels on such documents can require deep, time-sensitive knowledge of global events and the conversation a comment was made in. Unless this information is provided, accurate inference is often not a reasonable expectation.

To solve these issues I make two proposals. First, researchers should distinguish between *stance detection* and *stance prediction*. I define stance detection as identifying the stance expressed within a document. Stance prediction, however, identifies stances that are latent or not expressed. Admittedly, the distinction between the two can be vague. Is it detection or prediction if the author hints

| # | Text                                                                                                                          | Label   | Notes                                                                                                                                   |
|---|-------------------------------------------------------------------------------------------------------------------------------|---------|-----------------------------------------------------------------------------------------------------------------------------------------|
| 1 | @ABC Stupid is as stupid does! Showed his true colors; seems that he ignores that US was invaded, & plundered, not discovered | Against | Based on external knowledge that this is about Trump, potentially inferred from stance about narrative of US founding                   |
| 2 | @peddoc63 @realDonaldTrump So I guess Univision is Fair & Balanced. These are the people that R helping shape USA!            | Against | Infers stance towards Trump based on positive stance towards Univision                                                                  |
| 3 | Honestly I am gonna watch #Univision so much more now, just to support the network against                                    | Neutral | Expresses the same stance as example #2, but the labelers apparently did not have the same contextual information when inferring stance |

Table 1: Text samples from the Semeval 2016 test data set (Mohammad et al., 2016).

at a stance? However, an effort to make this distinction sets clearer expectations as to what data, tools, and validation methods are most well suited for a task. For example, a stance detection task is primarily concerned with correctly interpreting text. Thus, human labels may be an appropriate method of validation. In the case of stance prediction, this may not be appropriate if we cannot assume human labelers have accurate perceptions about what beliefs correlate.

Second, I propose that stance detection is entailment within a given *information context*. I define information context as the set of information used to make a classification. Thus, I operationalize stance detection as the following:

**Definition 3** *Text sample  $T$  entails stance  $S$  to author  $A$  when a human reading  $T$  with context  $C$  would infer that  $T$  expresses support for  $S$ .*

Precisely defining information context is likely impossible. We cannot know the information labelers might draw on in a specific moment. Similarly, machine learning algorithms and neural networks are largely black boxes. However, by defining stance detection this way, we call attention to a critical component of the task and encourage researchers to consider it when creating coding rules, training manual labelers, collecting data.

### 3 Framework

Information context consists of two parts – the information in a document-hypothesis pair, and the information a labeler or algorithm knows. Accurate stance detection requires finding the appropriate marriage between these dimensions.

On the X axis of figure 1 is the information contained within the document-hypothesis pair. I define a *context complete* pair as one that contains sufficient information to correctly classify without referencing external information. One that requires additional information is *context incomplete*. Consider the following document-stance pair:

**T:** *The president of Russia invaded Ukraine.*

**S:** *Vladimir Putin invaded Eastern Europe.*

The correct classification is that T entails S to the author. However, the pair is context incomplete

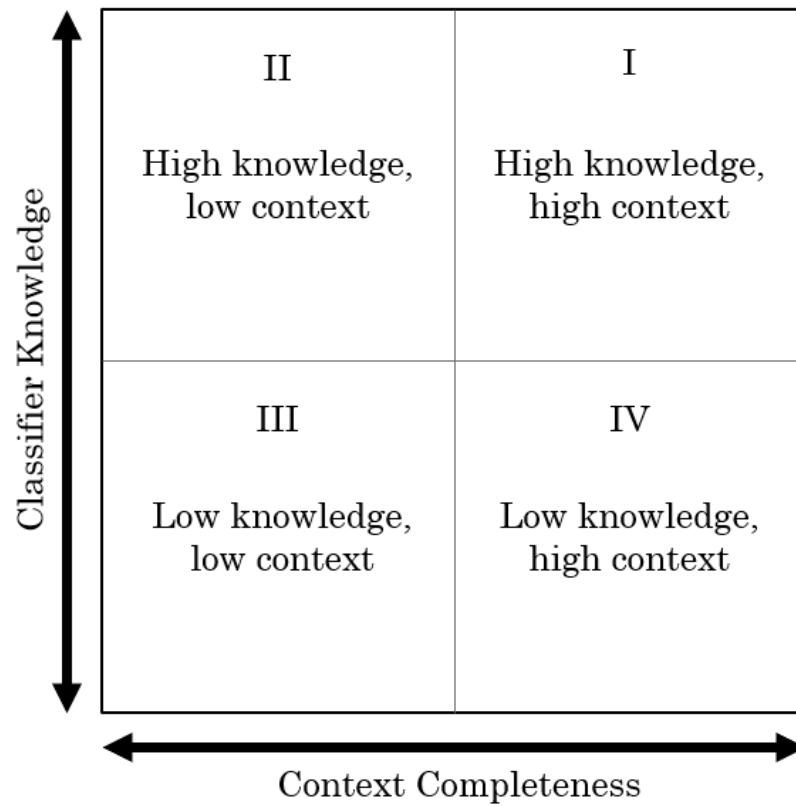


Figure 1: Information context consists of both what information a classifier uses to make inferences (classifier knowledge), and what information is included in the text sample (context completeness).

because it does not specify that Putin is the president of Russia and Ukraine is in Eastern Europe. The information necessary for correct classification is not present in the text. Alternatively, the pair below is context complete:

**T:** *The president of Russia, Vladimir Putin, invaded Ukraine, a country in Eastern Europe.*

**S:** *Vladimir Putin invaded Eastern Europe.*

Here, a labeler or model needs no external information for correct classification.

Document-stance pairs need not be context complete to make correct classifications. The Y axis of figure 1, *classifier knowledge*, refers to external information a human or algorithm references to make predictions. By increasing classifier knowledge, a labeler or model can make associations not explicitly stated. While the most consistent results are expected from document-hypothesis pairs in quadrant one, a person or model with an expansive knowledge about the classification subject may not benefit from contextually complete data and vice-versa. However, labels assigned where there is low contextual completeness and low classifier knowledge, will be particularly noisy (Joseph et al., 2017). The examples provided in table 1 represent this category due to the contextual incompleteness of the text samples and outsourcing the task to crowd workers that were not provided information to consider when inferring labels.

## 4 General Guidance and Methods Review

In this section I outline three approaches to stance detection: supervised classifiers, zero-shot NLI classifiers, and in-context learning. My goal is not to provide step-by-step instructions, but to present the information necessary for researchers to make informed decisions about their methods and design. As a running demonstration, I classify approval for President Trump on Twitter. I compiled multiple data sets collected with various parameters and labeling techniques. The data sets and sample sizes are listed in the appendix. As a summary performance metric, I use Matthew’s Correlation Coefficient (MCC), an emerging standard for binary classification performance due to its robustness relative to F1 (Chicco and Jurman, 2020). MCC ranges from -1 to 1 with 0 indicating no correlation between true class and estimated class. I use a 70-30 train-test split and results shown are performance on the testing data. Figure 2 provides a top-line comparison across approaches.

### 4.1 Supervised Classifiers

Supervised classifiers can achieve performance equivalent to humans on entailment classification tasks like stance detection (sup, 2022). Their primary shortcoming is that they are task specific and require a lot of training data relative to other methods. Thus, consider a supervised classifier if your stance detection task is narrow in scope and can afford to curate manually labeled training data. Because supervised text classification is a well established method, I forego a basic introduction to their use and instead focus on decisions of particular importance to entailment classification.

#### 4.1.1 Model Selection

Supervised classifiers can be divided into two types: machine learning algorithms that classify documents as unordered ”bags-of-words” (e.g. logistic regression), and large language models that use word embeddings to classify semantic representations of text (e.g. BERT). Language models provide the best starting point for most stance detection tasks for two reasons. First, language

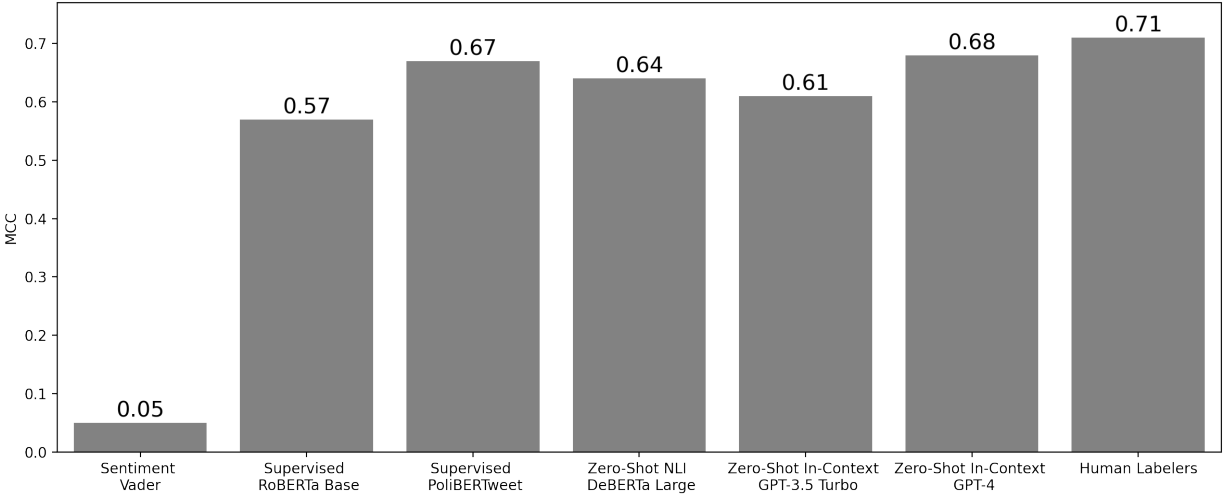


Figure 2: Comparison across methods of stance detection. Stance detection approaches are largely comparable with the obvious exception of sentiment dictionaries.

models generally out-perform machine learning algorithms (e.g. González-Carvajal and Garrido-Merchán, 2020). Language models use semantic representations of documents to classify them rather than word counts (Mikolov et al., 2013). This provides a more theoretically robust foundation that is particularly relevant for a task like stance detection. Second, language models are both easier to implement and better maintain the integrity of data. Converting documents to a bag-of-words requires text pre-processing that can increase the labor for researchers and alter the outcome of analysis (Denny and Spirling, 2018). Language models work with unedited documents and reduce the decision points that can influence results.

State-of-the-art models, typically a type of neural network known as a transformer (Vaswani et al., 2017), are used through transfer-learning. In this process, a model is pre-trained on large data sets and then released to the public so others can train the model on task-specific data. Thousands of these pre-trained models are publicly available through Python’s Transformers library (Wolf et al., 2020), and many are pre-trained for specific document types or common research tasks (e.g. Nguyen et al., 2020). In practice, this means large models can be trained by practitioners in a matter of minutes with a desktop GPU or a free cloud service such as Google Colab. Software packages like Weights and Biases further ease the training process by automatically sweeping the hyper-parameter space (Biewald, 2020).

While many researchers use BERT (Devlin et al., 2018) and RoBERTa (Liu et al., 2019) models as a default, Electra (Clark et al., 2020) and DeBERTa (He et al., 2020) models are better starting points if there is not a model already pre-trained for your task. Electra uses a more effective training procedure than BERT, making it both faster and less prone to overfitting (Clark et al., 2020). For more complicated tasks, DeBERTa significantly improves upon BERT in speed and learning capacity (He et al., 2020).

#### 4.1.2 Classifier Knowledge: Training Samples

Supervised classifiers offer significant control over information context via classifier knowledge. The most obvious vector to control this through is the training data. Researchers should pay particular attention to how they sample their training data and who their manual labelers are. A common

practice is to label training data with crowd-workers. Joseph et al. (2017) however, showed that when crowd workers lack context both intercoder reliability and classifier performance suffer. This can be somewhat ameliorated by providing examples of correctly labeled text (e.g. Kawintiranon and Singh, 2021) or a contextual prompt (e.g. Joseph et al., 2017). Occasionally, crowd sourcing may not be appropriate because the amount of information needed to infer accurate labels is more than people can reasonably internalize in a short period of time. In such instances, training one or two expert coders may be a more appropriate approach. Discordance between the context known to labelers and the context needed for accurate labels places a ceiling on your classifier’s potential by reducing certainty in training labels (Miller et al., 2020; Joseph et al., 2017).

### 4.1.3 Classifier Knowledge: Domain Adaptation

Some projects may need to stance classify documents that use particular language, such as legal or medical documents. In such cases, domain adaptation can enhance classifier knowledge. Domain adaptation involves training a model for a generic language task, such as predicting missing words in a sentence, on data relevant to the domain. This adapted model can then be fine tuned on specific tasks for better performance in that domain. Many models that have already been domain adapted are available via Python’s Transformer’s library (e.g. Chalkidis et al., 2020).

To illustrate, I trained three RoBERTa models with varying levels of domain adaptation to classify my test set: RoBERTa base (no adaptation), BERTweet (adapted to Twitter) and PoliBERTweet (adapted to political Twitter)(Kawintiranon and Singh, 2022). For each model I used a random search of the hyperparameter space to train thirty iterations.<sup>3</sup> Results are shown in figure 3. There is weak evidence ( $t = 1.32$ ) BERTweet (Mean MCC = 0.56) performs better than RoBERTa base (Mean MCC = 0.53). PoliBERTweet, however, showed significant ( $t = 7.35$ ) improvement over both models (Mean MCC = 0.65). However, this provides only a partial view of how domain adaptation affects classification. Some models that preform well on testing data show evidence of over-fitting and thus fail to generalize well to the entire data set. One sign of over-fitting is evaluation loss, a measurement of error in classifying the testing data. Higher evaluation loss can indicate the model will generalize poorly. Figure 4 plots MCC against the evaluation loss. Models in the top left corner indicate high performance with less evidence of over-fitting. Here, the advantage of domain adaptation is more evident with PoliBERTweet showing better performance and lower evaluation loss.

### 4.1.4 Validation

Out of sample performance is the primary method of validation for supervised classifiers. Additionally, intercoder reliability between human coders can provide insight as to what the performance ceiling for a model is. Researchers should also demonstrate they have adequately searched the hyperparameter space and that models converge to consistent performance. This provides evidence that results are due to consistent measurement rather than the artifact of a particular model.

---

<sup>3</sup>To minimize degeneracy I used a Bayesian search of the learning rate and number of training epochs to find a range in which the model was stable. The random search was conducted in this parameter range. Three models failed to converge across the 90 runs. These models are omitted, but including them does not change results



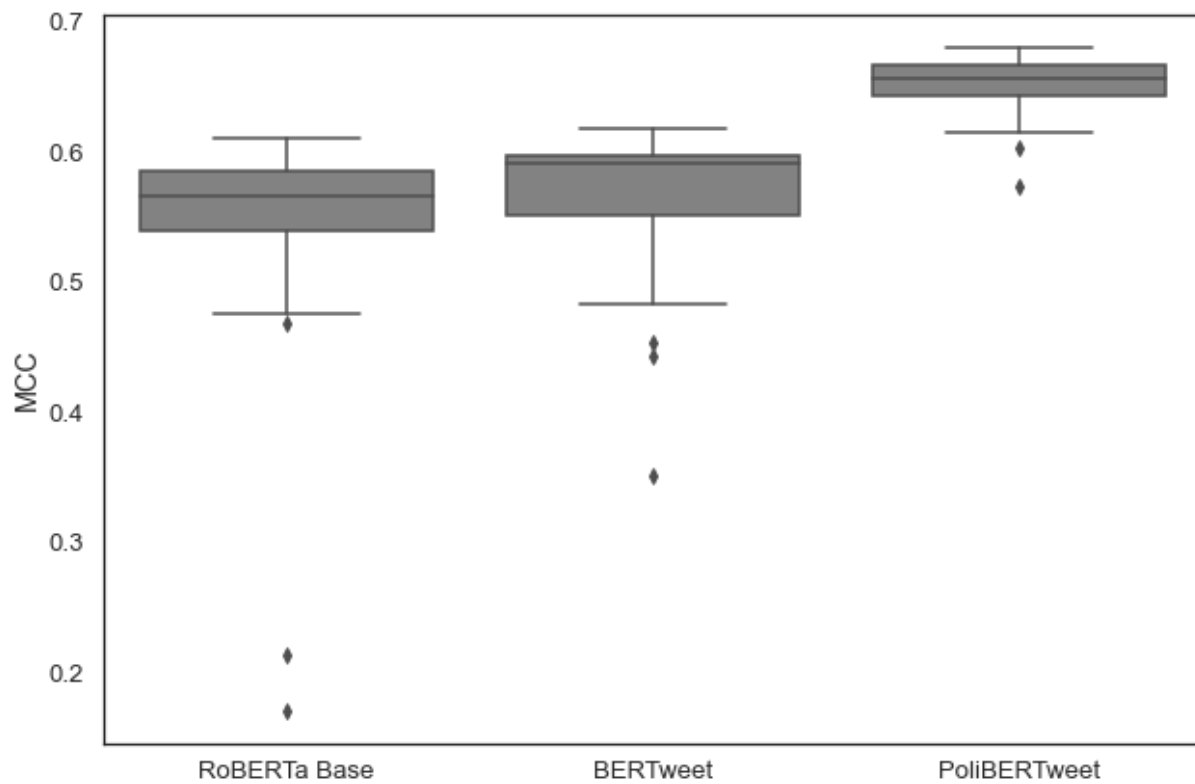


Figure 3: RoBERTa, BERTweet, and PoliBERTweet share the same model architecture but differ domain adaptation. Each model was trained 30 times using a random search of a bounded hyperparameter space. PoliBERTweet demonstrated consistently better performance due to its domain adaptation.

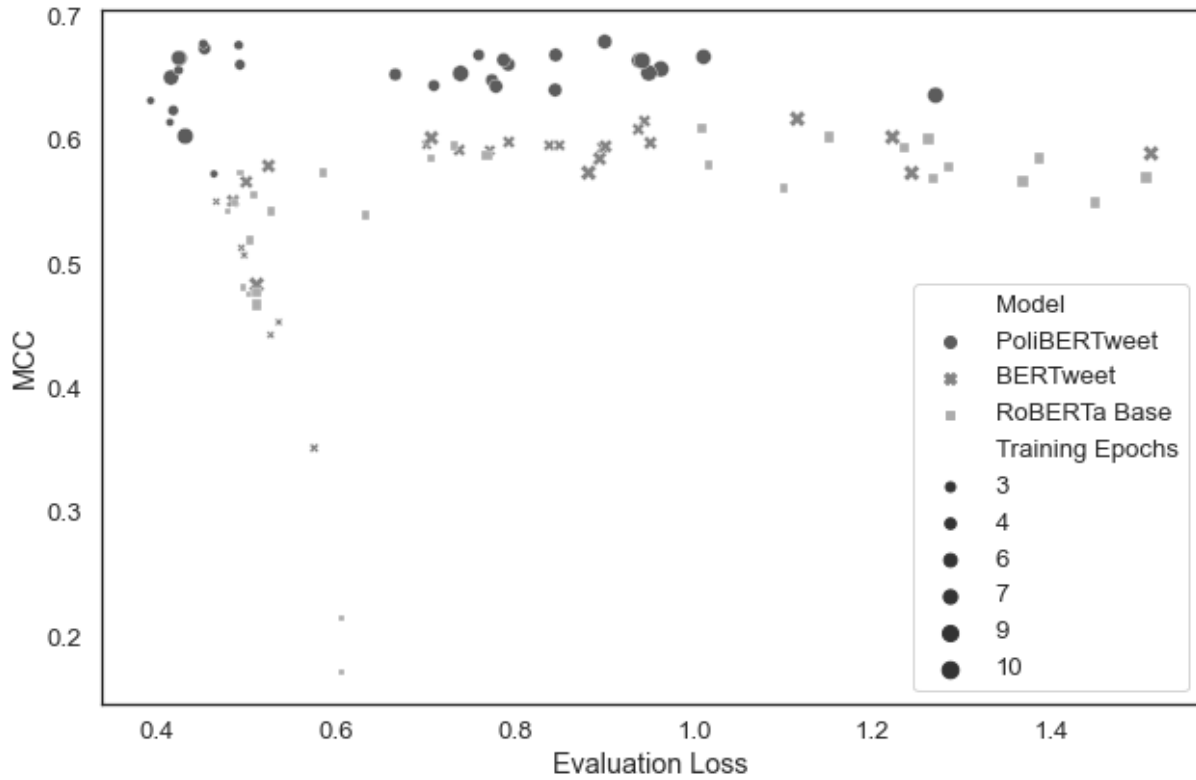


Figure 4: Thirty models of each type were trained using a random search of a bounded hyperparameter space. Each iteration is plotted by overall performance (MCC) and generalization to out of sample data (Evaluation Loss). The size correlates with the number of training epochs. PoliBERTweet demonstrates both better performance and generalization due to domain adaptation.

## Supervised Classifiers for Stance Detection

Supervised classifiers provide state-of-the-art performance and control over classifier knowledge. They are a good fit for research questions that need to classify few stances and can collect training data.

### Selecting a Model

- Transformers generally perform best and are simpler to implement.
- Thousands of pre-trained models are publicly available. If a model has not been pre-trained for your specific task, Electra and DeBERTa are good starting points.

### Controlling Information Context

- Ensure manual labelers have sufficient context to accurately label documents.
- If using crowd workers, provide examples of correctly labeled data or context prompts.
- When possible, train a model adapted to your domain of interest.

### Validation

- Out of sample prediction is the primary test of validity.
- Measures of inter-coder reliability can estimate the model’s performance ceiling.
- Demonstrate a sweep of the hyperparameter space and convergence on consistent performance.

## 4.2 Zero-Shot NLI Classifiers

NLI classifiers are transformers pre-trained specifically for recognizing textual entailment. During training, the model is presented a statement and hypothesis pair and is tasked to determine if the statement entails, contradicts, or is unrelated/neutral to the hypothesis. The generalizability of this task allows these models to classify data with no additional training (also known as zero-shot classification) by pairing documents with hypotheses and framing classification as an entailment problem (Yin et al., 2019). For example, to identify tweets that support Trump I might pair each tweet with the hypothesis “The author of this tweet supports Trump” and the model would then determine if each tweet entails that hypothesis. An alternative approach is to devise a set of hypothesis that represent potential labels (e.g. “...supports Trump”, “...opposes Trump”, etc.) and then classify the document with each hypothesis in the set. The hypothesis most likely to be entailed is the document’s label.

A zero-shot model works off-the-shelf on an arbitrary number of stance detection tasks without training a model for each task. In many contexts, a zero-shot NLI classifier performs on par or better than supervised classifiers. Their primary limitation is that the users have no control over classifier knowledge other than selecting which model will be used. This implies zero-shot classifiers may struggle to classify data that is less contextually complete. Accordingly, A zero-shot NLI classifier is ideal for stances that can be framed in well-defined dimensions such as support or opposition.

### 4.2.1 Classifier Knowledge

The only way to control classifier knowledge in a zero-shot context is model selection. A model that generalizes to arbitrary tasks on unseen data needs a sophisticated understanding of language that

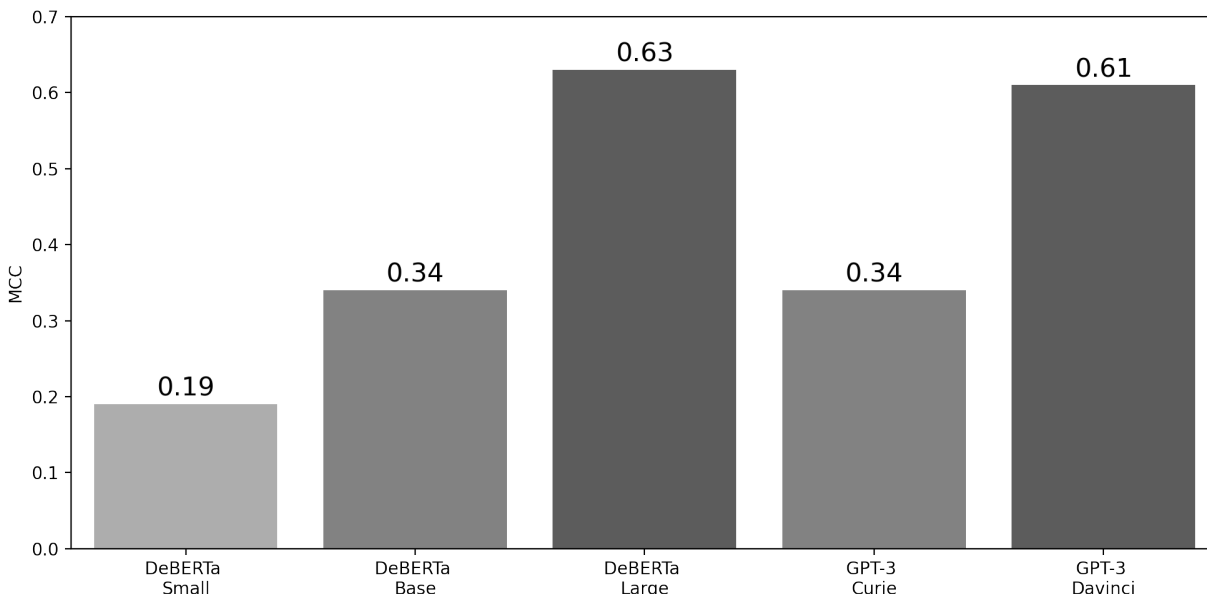


Figure 5: Models that classify data in a zero-shot or few-shot context rely on linguistic understanding that generalizes well to unseen data. For a task as complicated as entailment classification, this behavior only emerges in large language models.

only emerges in large models (Bhargava et al., 2021). Thus, performance will generally increase with model size. To demonstrate, I classified the testing set of my data using DeBERTa models trained for NLI with 44 (small), 86 (base), and 304 (large) million parameters (He et al., 2021). Results in figure 5 show that stance detection on par with supervised classifiers emerges in the largest version of the model tested. Transformers are generally released in sizes that range from small to extra large. While base and small models are commonly used for supervised classifiers, contemporary zero-shot NLI classifiers should not be expected to work well at sizes smaller than large.

A second variable to consider is the data used for pre-training. Unsurprisingly, pre-training a model on more examples of entailment-hypothesis pairs results in more robust generalization (Nie et al., 2020). To date, multiple large data sets have been curated precisely for pre-training, including the ANLI (Nie et al., 2020), and WANLI (Liu et al., 2022) data sets. Training data for NLI evolve as researchers strive to present harder challenges and ensure models learn language in a generalizable way Nie et al. (2020). Models that incorporate both more and more recent NLI data sets into their pre-training should have better performance.

#### 4.2.2 Context Completeness

A simple and effective way to control context completeness is by matching hypotheses to documents via key words. For example, to classify tweets against the hypotheses “The author of this tweet supports Trump” I may limit my data to tweets that contain the word “Trump”. This ensures a minimum threshold of context completeness is met. To equate anti-immigration tweets with pro-Trump tweets, I might simply match hypotheses about immigration with tweets that contain immigration related key words, and code them as pro-Trump if they entail anti-immigrant hypotheses. As shown in figure 6, appropriately pairing the hypotheses with text samples can have a

| Set of Hypotheses      | Support    | Oppose     | Neutral    | MCC (All)   |
|------------------------|------------|------------|------------|-------------|
| Support                | <b>88%</b> | 86%        | 61%        | 0.62        |
| Support/Oppose         | 85%        | 88%        | 60%        | 0.60        |
| Support/Oppose/Neutral | 84%        | <b>89%</b> | <b>67%</b> | <b>0.63</b> |

Table 2: The set of hypotheses presented to an NLI classifier represents the universe of labels it can assign a document. While it is impossible to know which set of hypotheses will produce the most accurate classifications for each data set, a set of hypotheses that provides a distinct label for each possible stance and avoids false dilemmas is a good starting point.

dramatic effect on performance. Tweets that do not mention Trump are classified with much lower precision than tweets that do.

A second consideration is how many hypotheses should be used to classify a document. As a rule of thumb, present the model with enough labels to reasonably capture the range of possible opinions expressed and avoid a set of labels that create a false dilemma. The intuition behind this is simple. Imagine you are given a data set of tweets about President Trump and must assign each tweet a label from a set of two: “The author of this tweet supports Trump”, “The author of this tweet opposes Trump”. Stance neutral statements about President Trump pose a dilemma in which you must choose a label that may not seem appropriate. To alleviate this you might reduce the task to a binary classification in which you decide if a tweet does or does not express support for Trump, or you might add a third possible label for neutral statements about Trump.

To demonstrate, I replicated this thought experiment with my testing data. I classify the data three times, once with support, oppose, and neutral hypotheses; another time with support and oppose hypotheses; and finally with only a support hypothesis. Each document was hand labeled as support, neutral, or oppose. To understand where performance is affected by the hypothesis set I use, I examine accuracy within each of the three label categories in addition to MCC across all categories.

Results in table 2 show the model is less accurate in classifying a stance when it has no appropriate hypothesis for that stance. The support only set performed worse than the other two on oppose statements, while the set that included a neutral stance performed best on neutral statements. The set of hypotheses that present a false dilemma between support and oppose performs the worst on the holistic measurement, MCC. However, the overall performance of the three models is comparable.

There is not a single way to select a set of hypotheses. Introducing a neutral label will probably not improve performance if there are no neutral samples in your data. Conversely, a data set that mixes news headlines with social media comments may benefit significantly from a neutral stance. It is difficult to know what the composition of unlabeled data is a-priori. Without strong priors, researchers should present a set of hypotheses that are both exhaustive (i.e. at least one distinct hypothesis for each stance) and mutually exclusive. Support, oppose, and neutral hypotheses may be sufficient in most cases.

### 4.2.3 Validation

Validation presents a particular challenge to zero-shot classifiers because they do not have a large training and test set like supervised classifiers. However, the basics are not fundamentally different from a supervised classifier. First, researchers should be explicit in defining stances and how the hypotheses used are valid representations of those stances. Consider developing a code book if selectively matching hypotheses to documents based on the document’s content.

Second, calculate the sample size needed to estimate performance within a confidence interval and label some data. Performance can be estimated with a 5-10% margin of error at a 95% confidence level with a small fraction of the data needed to train a classifier. For headlines, tweets, or news articles this can often be accomplished in a few hours.

Finally, consider conducting sensitivity analysis by generating synonymous hypotheses and classifying the data multiple times. Researchers should demonstrate their results are not sensitive to a specific set of hypotheses. Well trained NLI classifiers should produce consistent results for synonymous phrases. As an example, I classified my test set with 10 different synonymous hypotheses that varied from simple phrases (“Trump is good”) to complete hypotheses (“The author of this tweet approves of Trump”).<sup>4</sup> Across all sets of hypotheses the average MCC was .60, with a minimum value of 0.57 and a maximum value of 0.63.

### Zero-Shot NLI Classifiers for Stance Detection

Zero-shot NLI classifiers work with no training data. They are ideal for applications where training data is unavailable, or many stances need to be classified.

#### Classifier Knowledge

- Larger models will generalize better.
- Use models trained on more and more recent data.

#### Context Completeness

- NLI classifiers perform better on data with more context completeness. Sample or match hypotheses to samples based on key words.
- Hypotheses represent the universe of labels that a model can assign. Present a set of hypotheses that is exhaustive and avoids false dilemmas (e.g. support or oppose).
- Phrase hypotheses in complete sentences and plain English.

#### Validation

- Calculate the number of samples needed to estimate performance within a confidence interval and label some data.
- Conduct basic sensitivity analysis by classify documents multiple times with synonymous hypotheses. Estimate inter-coder reliability between the classifications and show results are robust to different phrasings.

## 4.3 In-Context Learning

In-context learning is an emergent behavior from a class of large language models known as generative transformers (e.g. GPT-3, Brown et al., 2020). In-context learning refers to the capability of these models to learn new tasks via plain English prompts that describe the task. It is called “in-context” because the model is not trained on the task, but learns it during the prompt’s forward pass through the network (Brown et al., 2020). This allows the model to do zero-shot classification

---

<sup>4</sup>Hypotheses are located in the appendix

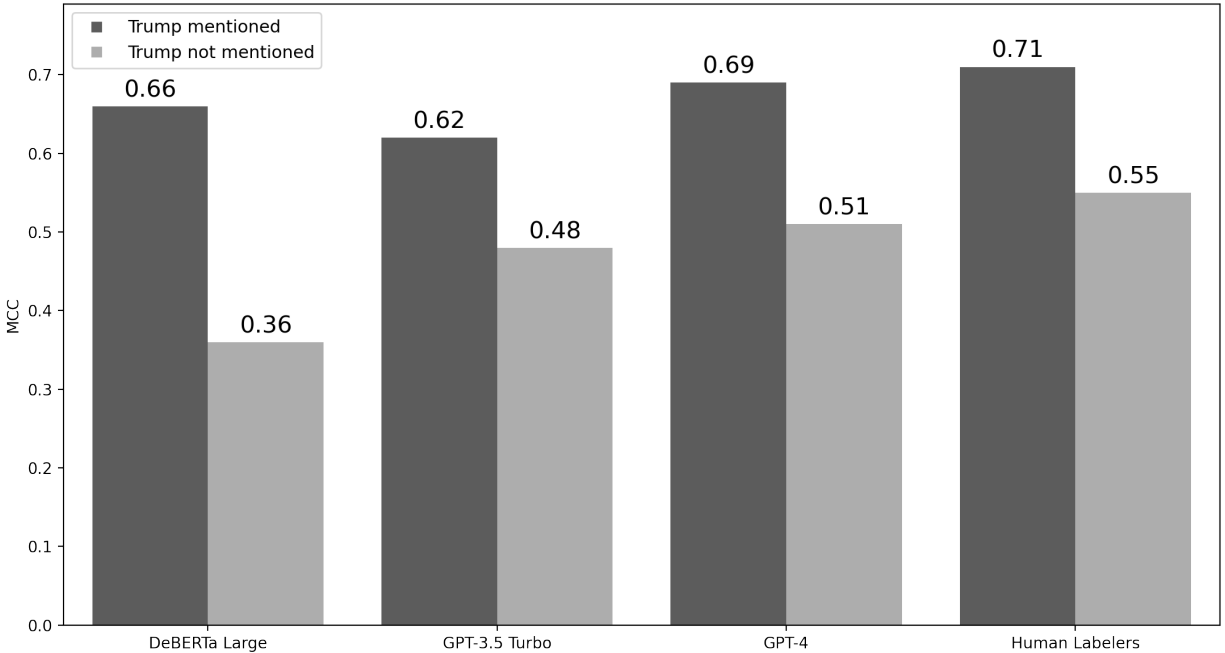


Figure 6: NLI classifiers and in-context learners benefit from documents that are more context complete. If the subject of a stance is not mentioned in a document, it is more difficult for the model to infer stance.

(only a description of the task is provided) and few-shot classification (a description of the task and/or a few labeled examples are provided). In-context learning frames classification as a next word prediction task. A description of the task and/or labeled samples are presented to the model in a structured format as show in figure 7, with the last sample leaving the label blank. The model then predicts the next word in the sequence, which is presumably the label for the sample.

The ability to provide the model with a descriptive prompt and examples of the task make them potentially more adaptable than NLI zero-shot transformers. The ability to classify documents with plain English prompts also makes them particularly attractive for off-the-shelf use. However, these models are still not well understood and can be costly to implement. This obviates some of their apparent advantages over supervised and NLI classifiers.

### 4.3.1 Classifier Knowledge

As with NLI classifiers, in-context learners depend on large model sizes. To test this, I classified my testing data set with both the largest (Davinci) and second largest (Curie) versions of GPT-3 with 50 and 35 labeled examples respectively, the maximum number of examples each model could consistently process. I used the older GPT-3 model for this task, as opposed to GPT-3.5 Turbo and GPT-4, because Open AI has not released recent models in various parameter sizes and GPT-3 allows me to test results when only the number of parameters is varied.<sup>5</sup> Shown in figure 5, GPT-3 demonstrates similar behavior to DeBERTa – only large model versions are capable of robust stance detection. This is consistent with evaluations from GPT-3’s creators (Brown et al., 2020), and commonly used entailment classification benchmarks (sup, 2022).

<sup>5</sup>Davinci’s performance was stable at 35 and 20 labeled examples as well, indicating that the number of examples was not what differentiated performance.

Classify the following tweets as either support, oppose, or none  
 ###  
 Tweet: that look when you realize you blew \$350 million for nothing #demdebate #bloomberg  
 Stance: none  
 ###  
 Tweet:@USER cool photo from 2012 rnc! idiots! #trump2020  
 Stance: support  
 ###  
 Tweet: @USER @USER @USER why you all trying to complicate this???? #votebluetoendthisnightmare #votebluetosaveamerica  
 Stance: Oppose  
 ###  
 Tweet: trump is setting up just in case he loses to contest the election. #election2020 #debates #presidentialdebate2020  
 Stance: **oppose**

Figure 7: A 3-shot prompt example for GPT-3. The prompt consists of a description of the classification task and three examples of correctly labeled data. The sequence is left incomplete by leaving the label for the final tweet blank. The model classifies the data by predicting the word after “Stance:”. Here the model predicted “oppose”.

Unlike NLI classifiers, this need for large models presents a significant challenge to contemporary generative transformers. GPT-3, GPT-3.5 Turbo, and GPT-4 require hundreds to thousands of times the computing resources of BERT like models (Hu et al., 2021). While supervised and NLI classifiers are deployable via local hardware or free cloud services like Google Colab or university compute clusters, models on the scale of generative transformers require cloud-based super computers. This, combined with the proprietary nature of contemporary generative transformers, poses a significant challenge for model version control and, thus, scientific replication. There may also be significant cost associated with their use due to either costs associated with proprietary APIs or simply paying for the electricity necessary to power the model. Thus, while a smaller NLI model can feasibly classify an entire data set on its own, generative transformers may be more useful in creating training sets that smaller models can be trained on.

### 4.3.2 Context Completeness

Like NLI classifiers, in-context learners benefit from context completeness. However, in-context learners allow greater control over the context completeness via prompts and labeled examples. As shown in figure 6, GPT-3.5 Turbo and GPT-4 perform better than DeBERTa when the target is not mentioned. However, performance is still significantly better when the target is mentioned. As with NLI classifiers, key-word based sampling or prompt matching will benefit.

Realizing the contextual benefits prompts can provide presents a challenge for in-context classification. “Prompt engineering” has spawned a significant literature on its own due to how sensitive generative models are to differences in prompts. Minor changes such as the ordering of labeled examples, formatting, or the frequency of words, can result in large differences in classification. These instabilities do not diminish with model size or the number of examples in a prompt (Lu et al., 2021; Zhao et al., 2021).<sup>6</sup> Thus, there are no clear rules on how many examples are needed, how prompts should be formatted, or what makes a good set of labeled examples. Further, searching across many prompts to optimize performance is a potentially expensive endeavor. Instead, I offer broad guidance and recommend users consult the most recent literature in this developing field.

<sup>6</sup>Solutions have been proposed, such as automatic prompt generation and searches (Gao et al., 2020). However, no consensus resolution has been reached, nor are there accessible software implementations of proposed solutions.



First, the temperature parameter should be set to zero for any classification task. Temperature controls the "randomness" of a model's output. To predict the next word, generative transformers use a softmax function so that the joint probability of each token appearing next sums to one. A higher temperature parameter flattens the distribution such that as temperature  $T \rightarrow \infty$  the probability distribution for the predicted token approaches a uniform distribution (Holtzman et al., 2020; Ackley et al., 1985). A temperature of zero makes the model prediction as deterministic as possible so that the most likely class is chosen and results are maximally reproducible.

Second, more examples is generally better. Increasing the number of labeled examples in a prompt can, but does not necessarily, reduce variance in performance. More examples also increases average performance with diminishing returns Zhao et al. (2021). When prompting with a small number of examples, provide a plain English description of the task. Task descriptions provide decreased benefit as the number of labeled samples used in a prompt increases, but can have a substantial impact on prompts with few examples (Gao et al., 2020).

Second, be cognizant that generative transformers exhibit bias towards the majority and final labels in a prompt (Zhao et al., 2021; Lu et al., 2021). Consider any information known about the balance of the data, as well as the nature of the task. If there is no reason to suspect class imbalance, a random sample of labeled examples may be an appropriate prompt. If recall is paramount it may be appropriate to over-sample examples from the class of interest. Avoid long sequences of similarly labeled examples towards the end of the prompt.

### 4.3.3 Validation

Many of the same validation principles that apply to NLI classifiers apply to in-context learners. A small sample of labeled data can be used to estimate performance within a margin of error. Classifying documents multiple times with prompts that perform similarly can demonstrate robust results. However, the resource and labor expenses associated with these models is multiplied during validation. Researchers may need labeled data to test several prompts, plus labeled data for out of sample testing. Further, classifying the data set with multiple permutations of the prompt for sensitivity analysis multiplies the cost by  $n$  permutations. In short, validation a significant challenge for in-context learners. While they should follow similar principles to zero-shot NLI classifiers, the realities makes it impractical to do so.

## **In-Context Learners for Stance Detection**

In-context learners are a promising frontier, however their size and cost makes them currently impractical for most stance detection applications.

### **Selecting a Model**

- Larger models are generally more capable entailment classifiers.

### **Controlling Information Context**

- In-context learners benefit from more context-complete data.
- Including more labeled examples in the prompt will generally yield better results.
- Minor differences in prompts can cause large differences in results. Multiple permutations should be tested.
- The temperature parameter should be set to zero.

### **Validation**

- Estimate performance within a margin of error on a small sample of labeled data.
- Conduct sensitivity analysis by classifying the data multiple times with similar performing prompts and showing results are robust across prompts.

## **5 Replication: COVID-19 and Threat Minimization**

An analysis of Twitter posts by Block Jr et al. (2022) showed conservatives were more likely to use language that is threat minimizing or non-compliant with public health guidelines when discussing COVID-19, but that this tendency decreased as deaths within that person’s geographic area increased. While the original study used a supervised classifier to label documents, for this replication I use a zero-shot NLI classifier and compare results with the original model.

### **5.1 Data and Design**

The replication data consists of 862,923 tweets related to COVID-19 posted between September 1, 2020 and February 28, 2021 from 23,476 unique users. Each user’s ideology is measured on a uni-dimensional left-right scale using the tweetscores method (Barberá, 2015). Included are a set of 2,000 hand labeled training tweets and coding rules for labeling tweets non-compliant. Non-compliant tweets include statements that attempt to downplay the threat of COVID-19 such as comparing it to the flu or casting doubt on the number of deaths caused, as well as statements against mitigation practices such as wearing masks or getting vaccinated

Based on these coding rules, I divide non-compliance into seven dimensions:

1. Masks and mask mandates
2. Shutdowns and stay-at-home orders
3. Vaccines

4. Social distancing
5. Comparisons to the flu
6. Death counts
7. General attitudes towards the threat posed by the virus

For each dimension I devised two sets of synonymous hypotheses that consist of compliant, non-compliant, and neutral stance statements. For example, the first set follows a simple template that reads “The author of this tweet believes...” and I finish the statement with a compliant, non-compliant, and neutral phrases relevant to the dimension. For example, the set of hypotheses for the vaccine dimension are the following:

- The author of this tweet believes vaccines are good.
- The author of this tweet believes vaccines are bad.
- The author of this tweet believes vaccines are neutral.

The second set of hypotheses follow a similar template but use the phrasing “supports”, “opposes”, and “does not express an opinion about” instead of good, bad, or neutral. In addition, I incorporate a few additional phrases into the second set that are based on Block Jr et al.’s (2022) descriptive analysis of the text. These are designed to classify opinions that were commonly expressed in particular ways. For example according to Block Jr et al. (2022), discourse on lockdown orders differentially focused on how it affected the economy and how it saved lives depending on the author’s ideology. A complete list of both sets of hypotheses is included in the appendix.

To classify the data I use the DeBERTa NLI classifier trained by Laurer et al. (2022) and match hypotheses to tweets based on key words. If a threat minimizing hypothesis is selected for any of the classifications the tweet is considered threat minimizing. For example, a tweet that contains the words “mask” and “death” will be classified once for the hypotheses associated with masks and a second time for the phrases associated with death. If the model determines the document entails an anti-mask or anti-vaccine hypothesis it is considered threat minimizing. I use 300 randomly sampled tweets from the training data to test the hypotheses – enough data to estimate performance at a 95% confidence level with a 5% margin of error, and a small enough sample that a single researcher could label the data in a few hours.

To analyze the results I replicate the model used by Block Jr et al. (2022) – a negative binomial regression with a count of the number of threat-minimizing tweets a user makes as the dependent variable. The independent variables are the user’s ideology, the COVID-19 death rate within their county, and an interaction between the two. A series of control variables that include county level demographics, political lean, and state fixed effects are also used.

## 5.2 Analysis

Using the zero-shot NLI classifier on my sample of 300 labeled tweets, the first set of hypotheses had an MCC of 0.70 and 89% accuracy while the second had an MCC of 0.75 and 91% accuracy. The original classifier achieved an MCC of 0.66 and accuracy of 86% on the test set. Between the labels there was a high degree of intercoder reliability ( $MCC = 0.84$ ,  $\kappa = 0.83$ ). Figure 8 shows the results from regression models that use zero-shot labels from both sets of hypotheses, as well as the original labels from the supervised classifier. The three models show consistency in both the direction and size of the effect.

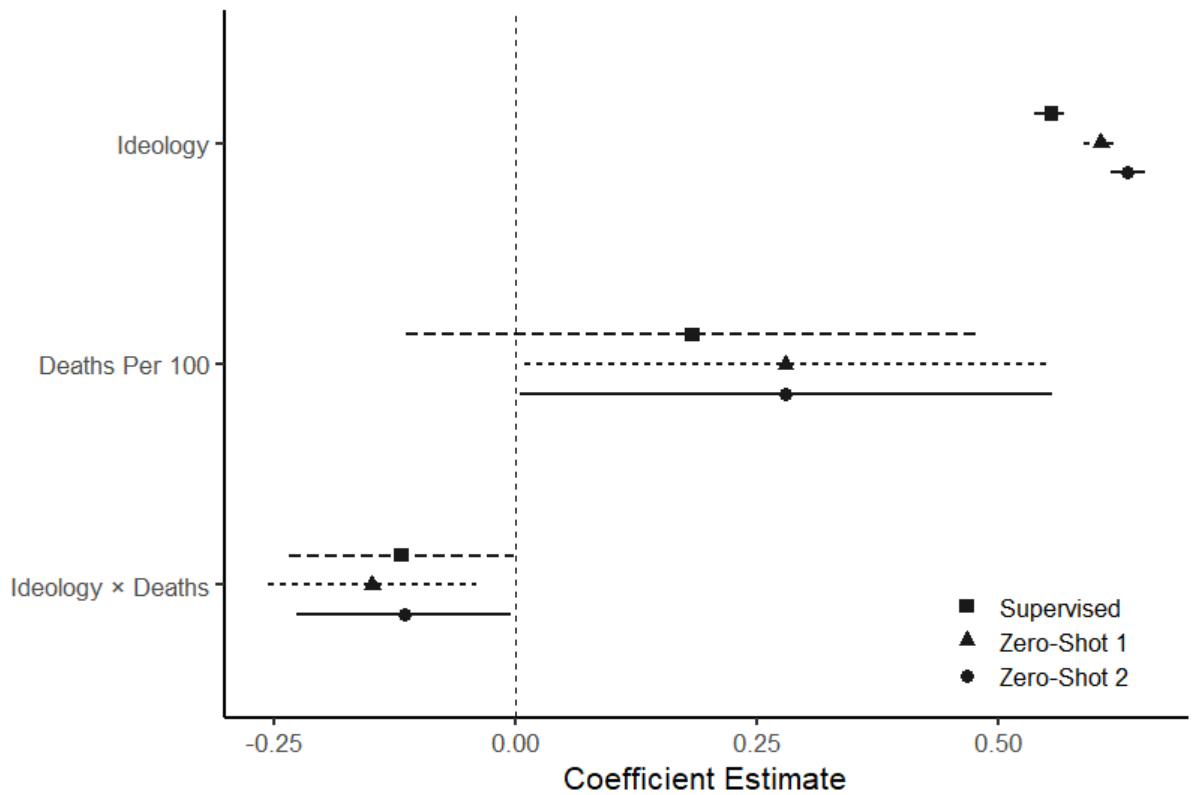


Figure 8: Replication results from (Block Jr et al., 2022). Supervised represents the original results, which trained an Electra transformer to classify tweets. Zero-shot 1 and 2 used a zero-shot NLI classifier on the same data. The second set of zero-shot hypotheses showed the most consistency with human labels on the training data ( $MCC = 0.75$ ).

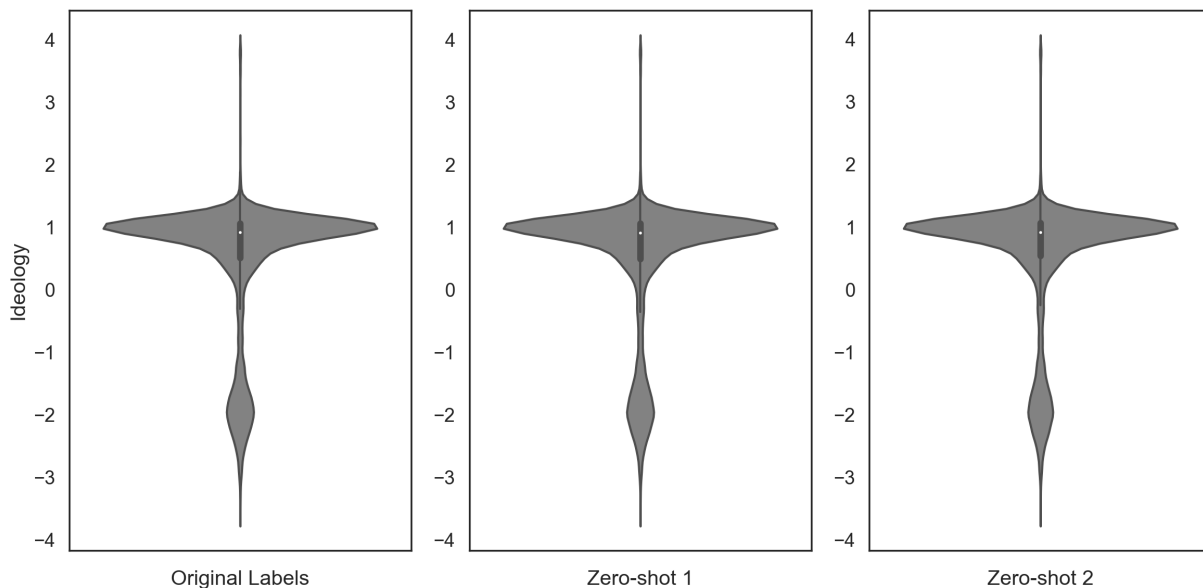


Figure 9: The distribution of tweet author ideology among tweets labeled threat minimizing by the three classifiers.

Figure 9 shows the ideological distribution of all tweets labeled threat-minimizing across the three models. The distributions appear identical with each identifying a concentration of threat minimizing tweets on the conservative pole. Across the entire data set, the average ideology of a tweet’s author is -0.66. Among samples labeled differently by the zero-shot classifier and the original classifier, the average ideology was -0.11 for the first set of hypotheses, and -0.07 for the second set of hypotheses – indicating the NLI classifiers are slightly more likely to disagree when the author is more conservative. However, the models show a high consistency across the data and there is no obvious source of bias. While it is not immediately clear which model performs better and why, the high level of consistency in identifying such a nuanced stance provides compelling evidence that zero-shot NLI models can be a useful avenue for stance detection.

## 6 Conclusion

In this paper I outlined a precise definition and generalized framework for stance detection. Stance detection is best operationalized as an entailment classification task within a given information context. Information context is the body of knowledge a classifier uses to make inferences and the information contained within a document. By introducing information context to stance detection researchers can both identify the most appropriate methods and understand how design decisions affect results.

I demonstrated three approaches to stance detection: supervised classification, zero-shot classification with NLI classifiers, and in-context learning. Most stance detection tasks will be best serviced by a supervised classifier or a zero-shot NLI classifier. Supervised classifiers are ideal for state-of-the-art accuracy when sufficient training data is available or can be obtained. Supervised classifiers can be further enhanced through domain adaptation. Zero-shot classifiers are well-suited for multi-stance classification tasks, instances where training data is sparse, or when an off-the-shelf approach is needed. Regardless of approach, researchers should consider the information context of

their task and seek an appropriate match between classifier knowledge and the context completeness of documents.

**Funding**

None.

**Data Availability Statement**

Data and replication materials for this article are forthcoming.

**Conflicts of Interest**

None.

## References

- (2022), “Superglue leaderboard.” URL <https://super.gluebenchmark.com/leaderboard>. Leaderboard accessed August 25, 2022.
- Ackley, David H, Geoffrey E Hinton, and Terrence J Sejnowski (1985), “A learning algorithm for boltzmann machines.” *Cognitive science*, 9, 147–169.
- AlDayel, Abeer and Walid Magdy (2021), “Stance detection on social media: State of the art and trends.” *Information Processing & Management*, 58, 102597.
- Barberá, Pablo (2015), “Birds of the same feather tweet together: Bayesian ideal point estimation using twitter data.” *Political analysis*, 23, 76–91.
- Bestvater, Samuel E and Burt L Monroe (2022), “Sentiment is not stance: Target-aware opinion classification for political text analysis.” *Political Analysis*, 1–22.
- Bhargava, Prajjwal, Aleksandr Drozd, and Anna Rogers (2021), “Generalization in nli: Ways (not) to go beyond simple heuristics.” *arXiv preprint arXiv:2110.01518*.
- Biber, Douglas and Edward Finegan (1988), “Adverbial stance types in english.” *Discourse processes*, 11, 1–34.
- Biewald, Lukas (2020), “Experiment tracking with weights and biases.” URL <https://www.wandb.com/>. Software available from wandb.com.
- Block Jr, Ray, Michael Burnham, Kayla Kahn, Rachel Peng, Jeremy Seeman, and Christopher Seto (2022), “Perceived risk, political polarization, and the willingness to follow covid-19 mitigation guidelines.” *Social Science & Medicine*, 115091.
- Brown, Tom, Benjamin Mann, Nick Ryder, Melanie Subbiah, Jared D Kaplan, Prafulla Dhariwal, Arvind Neelakantan, Pranav Shyam, Girish Sastry, Amanda Askell, et al. (2020), “Language models are few-shot learners.” *Advances in neural information processing systems*, 33, 1877–1901.
- Chalkidis, Ilias, Manos Fergadiotis, Prodromos Malakasiotis, Nikolaos Aletras, and Ion Androutsopoulos (2020), “Legal-bert: The muppets straight out of law school.” *arXiv preprint arXiv:2010.02559*.
- Chicco, Davide and Giuseppe Jurman (2020), “The advantages of the matthews correlation coefficient (mcc) over f1 score and accuracy in binary classification evaluation.” *BMC genomics*, 21, 1–13.
- Clark, Kevin, Minh-Thang Luong, Quoc V Le, and Christopher D Manning (2020), “Electra: Pre-training text encoders as discriminators rather than generators.” *arXiv preprint arXiv:2003.10555*.
- Dagan, Ido, Oren Glickman, and Bernardo Magnini (2005), “The pascal recognising textual entailment challenge.” In *Machine Learning Challenges Workshop*, 177–190, Springer.
- Denny, Matthew J and Arthur Spirling (2018), “Text preprocessing for unsupervised learning: Why it matters, when it misleads, and what to do about it.” *Political Analysis*, 26, 168–189.



- Devlin, Jacob, Ming-Wei Chang, Kenton Lee, and Kristina Toutanova (2018), “Bert: Pre-training of deep bidirectional transformers for language understanding.” *arXiv preprint arXiv:1810.04805*.
- Gao, Tianyu, Adam Fisch, and Danqi Chen (2020), “Making pre-trained language models better few-shot learners.” *arXiv preprint arXiv:2012.15723*.
- González-Carvajal, Santiago and Eduardo C Garrido-Merchán (2020), “Comparing bert against traditional machine learning text classification.” *arXiv preprint arXiv:2005.13012*.
- He, Pengcheng, Jianfeng Gao, and Weizhu Chen (2021), “Debertav3: Improving deberta using electra-style pre-training with gradient-disentangled embedding sharing.”
- He, Pengcheng, Xiaodong Liu, Jianfeng Gao, and Weizhu Chen (2020), “Deberta: Decoding-enhanced bert with disentangled attention.” *arXiv preprint arXiv:2006.03654*.
- Holtzman, Ari, Jan Buys, Li Du, Maxwell Forbes, and Yejin Choi (2020), “The curious case of neural text degeneration.”
- Hu, Edward J, Yelong Shen, Phillip Wallis, Zeyuan Allen-Zhu, Yuanzhi Li, Shean Wang, Lu Wang, and Weizhu Chen (2021), “Lora: Low-rank adaptation of large language models.” *arXiv preprint arXiv:2106.09685*.
- Joseph, Kenneth, Lisa Friedland, William Hobbs, Oren Tsur, and David Lazer (2017), “Constance: Modeling annotation contexts to improve stance classification.” *arXiv preprint arXiv:1708.06309*.
- Kawintiranon, Kornraphop and Lisa Singh (2021), “Knowledge enhanced masked language model for stance detection.” In *Proceedings of the 2021 conference of the north american chapter of the association for computational linguistics: human language technologies*.
- Kawintiranon, Kornraphop and Lisa Singh (2022), “Polibertweet: A pre-trained language model for analyzing political content on twitter.” In *Proceedings of the Language Resources and Evaluation Conference*, European Language Resources Association.
- Laurer, Moritz, Wouter van Atteveldt, Andreu Salleras Casas, and Kasper Welbers (2022), “Less annotating, more classifying – addressing the data scarcity issue of supervised machine learning with deep transfer learning and bert - nli.” *Open Science Framework Preprint*.
- Liu, Alisa, Swabha Swayamdipta, Noah A Smith, and Yejin Choi (2022), “Wanli: Worker and ai collaboration for natural language inference dataset creation.” *arXiv preprint arXiv:2201.05955*.
- Liu, Yinhan, Myle Ott, Naman Goyal, Jingfei Du, Mandar Joshi, Danqi Chen, Omer Levy, Mike Lewis, Luke Zettlemoyer, and Veselin Stoyanov (2019), “Roberta: A robustly optimized bert pretraining approach.” *arXiv preprint arXiv:1907.11692*.
- Lu, Yao, Max Bartolo, Alastair Moore, Sebastian Riedel, and Pontus Stenetorp (2021), “Fantastically ordered prompts and where to find them: Overcoming few-shot prompt order sensitivity.” *arXiv preprint arXiv:2104.08786*.
- Mikolov, Tomas, Kai Chen, Greg Corrado, and Jeffrey Dean (2013), “Efficient estimation of word representations in vector space.” *arXiv preprint arXiv:1301.3781*.

- Miller, Blake, Fridolin Linder, and Walter R Mebane (2020), “Active learning approaches for labeling text: review and assessment of the performance of active learning approaches.” *Political Analysis*, 28, 532–551.
- Mohammad, Saif, Svetlana Kiritchenko, Parinaz Sobhani, Xiaodan Zhu, and Colin Cherry (2016), “Semeval-2016 task 6: Detecting stance in tweets.” In *Proceedings of the 10th international workshop on semantic evaluation (SemEval-2016)*, 31–41.
- Nguyen, Dat Quoc, Thanh Vu, and Anh Tuan Nguyen (2020), “BERTweet: A pre-trained language model for English Tweets.” In *Proceedings of the 2020 Conference on Empirical Methods in Natural Language Processing: System Demonstrations*, 9–14.
- Nie, Yixin, Adina Williams, Emily Dinan, Mohit Bansal, Jason Weston, and Douwe Kiela (2020), “Adversarial nli: A new benchmark for natural language understanding.” In *Proceedings of the 58th Annual Meeting of the Association for Computational Linguistics*, Association for Computational Linguistics.
- Sasaki, Akira, Junta Mizuno, Naoaki Okazaki, and Kentaro Inui (2016), “Stance classification by recognizing related events about targets.” In *2016 IEEE/WIC/ACM International Conference on Web Intelligence (WI)*, 582–587, IEEE.
- Sobhani, Parinaz, Diana Inkpen, and Xiaodan Zhu (2017), “A dataset for multi-target stance detection.” In *Proceedings of the 15th Conference of the European Chapter of the Association for Computational Linguistics: Volume 2, Short Papers*, 551–557.
- Stine, Robert A (2019), “Sentiment analysis.” *Annual review of statistics and its application*, 6, 287–308.
- van den Berg, Esther, Katharina Korfhage, Josef Ruppenhofer, Michael Wiegand, and Katja Markert (2019), “Not my president: How names and titles frame political figures.” In *Proceedings of the Third Workshop on Natural Language Processing and Computational Social Science*, 1–6.
- Vaswani, Ashish, Noam Shazeer, Niki Parmar, Jakob Uszkoreit, Llion Jones, Aidan N Gomez, Łukasz Kaiser, and Illia Polosukhin (2017), “Attention is all you need.” *Advances in neural information processing systems*, 30.
- Wolf, Thomas, Lysandre Debut, Victor Sanh, Julien Chaumond, Clement Delangue, Anthony Moi, Pierric Cistac, Tim Rault, Rémi Louf, Morgan Funtowicz, Joe Davison, Sam Shleifer, Patrick von Platen, Clara Ma, Yacine Jernite, Julien Plu, Canwen Xu, Teven Le Scao, Sylvain Gugger, Mariama Drame, Quentin Lhoest, and Alexander M. Rush (2020), “Transformers: State-of-the-art natural language processing.” In *Proceedings of the 2020 Conference on Empirical Methods in Natural Language Processing: System Demonstrations*, 38–45, Association for Computational Linguistics, Online, URL <https://www.aclweb.org/anthology/2020.emnlp-demos.6>.
- Yin, Wenpeng, Jamaal Hay, and Dan Roth (2019), “Benchmarking zero-shot text classification: Datasets, evaluation and entailment approach.” *arXiv preprint arXiv:1909.00161*.
- Zhao, Zihao, Eric Wallace, Shi Feng, Dan Klein, and Sameer Singh (2021), “Calibrate before use: Improving few-shot performance of language models.” In *International Conference on Machine Learning*, 12697–12706, PMLR.

| Data set    | Source                        | N     | Notes                                                                                             |
|-------------|-------------------------------|-------|---------------------------------------------------------------------------------------------------|
| MTSD        | Sobhani et al. (2017)         | 304   | Each tweet contains multiple politicians. No context provided to labelers.                        |
| ConStance   | Joseph et al. (2017)          | 309   | Annotators given a contextual prompt. Assumes anti-Clinton statements are pro-Trump.              |
| KE-MLM      | Kawintiranon and Singh (2021) | 1,250 | Annotators given examples of tweets with appropriate labels.                                      |
| SemEval2016 | Mohammad et al. (2016)        | 324   | No context provided to labelers.                                                                  |
| Titling     | van den Berg et al. (2019)    | 552   | Annotators given the author’s photo, location, description, and text the tweet was responding to. |

Table 3: Data sources and the number of observations per target

Table 4: Trump Approval Standard Hypotheses

| Template                            | Approve  | Not Approve                                      |
|-------------------------------------|----------|--------------------------------------------------|
| The author of this tweet --- Trump. | supports | opposes,<br>does not express an<br>opinion about |

Table 5: Trump Approval Alternative Hypotheses

| Template                                      | Approve     | Not Approve                                           |
|-----------------------------------------------|-------------|-------------------------------------------------------|
| The author of this tweet is --- Trump.        | pro         | anti,<br>neutral towards                              |
| The author of this tweet --- Trump.           | likes       | hates,<br>expresses no opinion<br>about               |
| Trump is ----.                                | good        | bad<br>neutral                                        |
| This tweet --- Trump.                         | supports    | opposes,<br>does not express an<br>opinion about      |
| This tweet expresses --- Trump.               | support for | opposition to,<br>no opinion about                    |
| The author of this text --- Trump.            | supports    | opposes,<br>is not expressing an<br>opinion about     |
| The person who wrote this tweet<br>--- Trump. | supports    | opposes,<br>expresses no opinion<br>about             |
| The author of this tweet ---                  | likes       | does not like,<br>expresses no opinion<br>about       |
| The author of this tweet --- Trump            | approves of | does not approve of,<br>expresses no opinion<br>about |

Table 6: COVID-19 Non-compliant Stance Detection Hypothesis Set 1

| Dimension         | Non-compliant                                                                                                                                                                                | Compliant                                                                                                                                                                                                                                                                                                                                                      |
|-------------------|----------------------------------------------------------------------------------------------------------------------------------------------------------------------------------------------|----------------------------------------------------------------------------------------------------------------------------------------------------------------------------------------------------------------------------------------------------------------------------------------------------------------------------------------------------------------|
| Death             | The author of this tweet believes covid has not increase deaths.                                                                                                                             | The author of this tweet believes covid has increase deaths.<br>The author of this tweet believes covid deaths are neutral.                                                                                                                                                                                                                                    |
| Flu               | The author of this tweet believes covid is like the flu.                                                                                                                                     | The author of this tweet believes covid is not like the flu.<br>The author of this tweet believes nothing about covid and the flu.                                                                                                                                                                                                                             |
| Masks             | The author of this tweet believes masks are bad.                                                                                                                                             | The author of this tweet believes masks are good.<br>The author of this tweet believes masks are neutral.                                                                                                                                                                                                                                                      |
| Lockdowns         | The author of this tweet believes lockdowns are bad.                                                                                                                                         | The author of this tweet believes lockdowns are good.<br>The author of this tweet believes lockdowns are neutral.                                                                                                                                                                                                                                              |
| Vaccines          | The author of this tweet believes vaccines are bad.                                                                                                                                          | The author of this tweet believes vaccines are good.<br>The author of this tweet believes vaccines are neutral.                                                                                                                                                                                                                                                |
| Social Distancing | The author of this tweet believes social distancing is bad.                                                                                                                                  | The author of this tweet believes social distancing is good.<br>The author of this tweet believes social distancing is neutral.                                                                                                                                                                                                                                |
| COVID-19 General  | The author of this tweet believes pandemic is not dangerous.<br>The author of this tweet believes covid is not dangerous.<br>The author of this tweet believes coronavirus is not dangerous. | The author of this tweet believes pandemic is dangerous.<br>The author of this tweet believes pandemic is neutral.<br>The author of this tweet believes covid is dangerous.<br>The author of this tweet believes covid is neutral.<br>The author of this tweet believes coronavirus is dangerous.<br>The author of this tweet believes coronavirus is neutral. |

Table 7: COVID-19 Non-compliant Stance Detection Hypothesis Set 2

| Dimension         | Non-compliant                                                                                                                                                                                                 | Compliant                                                                                                                                                                                                                                                                                                                                                                                                                |
|-------------------|---------------------------------------------------------------------------------------------------------------------------------------------------------------------------------------------------------------|--------------------------------------------------------------------------------------------------------------------------------------------------------------------------------------------------------------------------------------------------------------------------------------------------------------------------------------------------------------------------------------------------------------------------|
| Death             | The author of this tweet believes COVID death counts are wrong.                                                                                                                                               | The author of this tweet believes many people have died from COVID.<br>The author of this tweet does not express an opinion about COVID deaths.                                                                                                                                                                                                                                                                          |
| Flu               | The author of this tweet believes COVID is similar to the flu.                                                                                                                                                | The author of this tweet does not believe COVID is similar to the flu.<br>The author of this tweet does not compare COVID and the flu.                                                                                                                                                                                                                                                                                   |
| Masks             | The author of this tweet opposes wearing masks.                                                                                                                                                               | The author of this tweet supports wearing masks.<br>The author of this tweet does not express an opinion about wearing masks.                                                                                                                                                                                                                                                                                            |
| Lockdowns         | The author of this tweet opposes lockdowns.<br>The author of this tweet believes lockdowns are bad for the economy.                                                                                           | The author of this tweet supports lockdowns.<br>The author of this tweet believes lockdowns save lives.<br>The author of this tweet does not express an opinion about lockdowns.                                                                                                                                                                                                                                         |
| Vaccines          | The author of this tweet opposes vaccines.<br>The author of this tweet believes vaccines are dangerous.                                                                                                       | The author of this tweet supports vaccines.<br>The author of this tweet believes vaccines are safe.<br>The author of this tweet does not express an opinion about vaccines.                                                                                                                                                                                                                                              |
| Social Distancing | The author of this tweet opposes social distancing.                                                                                                                                                           | The author of this tweet supports social distancing.<br>The author of this tweet does not express an opinion about social distancing.                                                                                                                                                                                                                                                                                    |
| COVID-19 General  | The author of this tweet does not believe the pandemic dangerous.<br>The author of this tweet does not believe the Coronavirus is dangerous.<br>The author of this tweet does not believe COVID is dangerous. | The author of this tweet believes the pandemic is dangerous.<br>The author of this tweet believes the Coronavirus is dangerous.<br>The author of this tweet believes COVID is dangerous.<br>The author of this tweet does not express an opinion about the pandemic.<br>The author of this tweet does not express an opinion about the Coronavirus.<br>The author of this tweet does not express an opinion about COVID. |