

# FROM STARS TO INSIGHTS: EXPLORATION AND IMPLEMENTATION OF UNIFIED SENTIMENT ANALYSIS WITH DISTANT SUPERVISION

A PREPRINT

Wenchang Li  
Peking University  
Beijing, China  
wli@stu.pku.edu.cn

John P. Lalor, Yixing Chen, Vamsi K. Kanuri  
University of Notre Dame  
Notre Dame, Indiana, USA  
john.lalor@nd.edu, ychen43@nd.edu, vkanuri@nd.edu

## ABSTRACT

Sentiment analysis is integral to understanding the voice of the customer and informing businesses' strategic decisions. Conventional sentiment analysis involves three separate tasks: aspect-category detection, aspect-category sentiment analysis, and rating prediction. However, independently tackling these tasks can overlook their interdependencies and often requires expensive, fine-grained annotations. This paper introduces unified sentiment analysis, a novel learning paradigm that integrates the three aforementioned tasks into a coherent framework. To achieve this, we propose the Distantly Supervised Pyramid Network (DSPN), which employs a pyramid structure to capture sentiment at word, aspect, and document levels in a hierarchical manner. Evaluations on multi-aspect review datasets in English and Chinese show that DSPN, using only star rating labels for supervision, demonstrates significant efficiency advantages while performing comparably well to a variety of benchmark models. Additionally, DSPN's pyramid structure enables the interpretability of its outputs. Our findings validate DSPN's effectiveness and efficiency, establishing a robust, resource-efficient, unified framework for sentiment analysis.

**Keywords:** Sentiment analysis, pyramid structure, distant supervision<sup>1</sup>

## 1 Introduction

As markets grow more competitive, businesses are increasingly turning to customer feedback for richer insights that can help them address customer pain points, enhance customer satisfaction, and drive growth. Online reviews have become a vital resource for gathering these insights because they provide unfiltered feedback from consumers with direct experience of a company's products and services (Zhang et al., 2023; Kang and Zhou, 2019), and capture a wide spectrum of customer experiences, including those involving product/service features, service quality, price, and brand reputation.

Consequently, researchers have prescribed several frameworks to analyze online reviews. A bulk of those primarily focus on determining the overall sentiment within a review (Liu and Zhang, 2012). However, by concentrating only on an aggregate sentiment score, such analyses can overlook more detailed feedback within reviews. This limitation may obscure actionable insights that could drive targeted improvements in customer service or product design.

Consider, for example, the review shown in Figure 1: “*The food is great, but the waitress was not friendly at all.*” Traditional sentiment analysis might interpret this review as portraying a neutral sentiment overall. In contrast, a more granular approach reveals that, while the customer enjoyed the food, they were dissatisfied with the service. This type of fine-grained analysis allows businesses to capture richer and more nuanced sentiments—such as a positive response to food and a negative response to service—that can lead to targeted improvements, such as enhancing customer service while maintaining food quality.

<sup>1</sup>Published version available at <http://dx.doi.org/10.1145/3757747>.

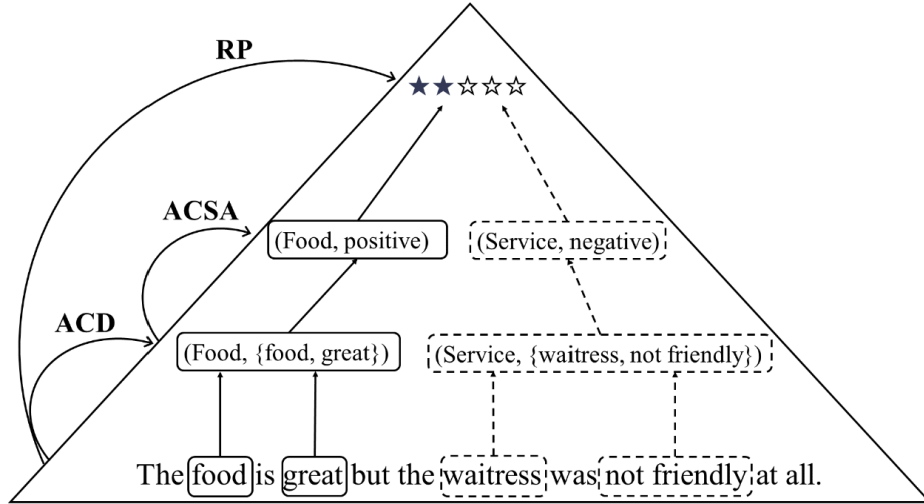


Figure 1: An Overview of Unified Sentiment Analysis. While aspect-category detection (ACD), aspect-category sentiment analysis (ACSA), and rating prediction (RP) can be performed individually, leveraging the implicit pyramid structure of reviews enables efficient completion of all three tasks using only RP labels.

To obtain such nuanced insights from an online review, an analyst would need to perform three key tasks: identify key aspects within a review (i.e., aspect-category detection, or ACD), classify the sentiment associated with each aspect (i.e., aspect-category sentiment analysis, or ACSA), and predict the overall sentiment or rating of the review (i.e., rating prediction, or RP). For example, a model would use ACD to identify aspects such as *Food* and *Service* in the aforementioned example, apply ACSA to assess their sentiment (e.g., *Food: Positive*, *Service: Negative*), and use RP to predict an overall rating (e.g., two stars). Scholars in information systems have explored these three types of sentiment analysis models. For instance, ACD models were used to measure text richness (Qiao and Rui, 2023) or to extract reasons for medication nonadherence (Xie et al., 2022). ACSA models were used to extract consumer opinions and their finer-grained interactions (Zhang et al., 2023), as well as to establish relationships between online reviews and product sales (Jiang et al., 2021). RP has also been widely studied in information systems literature (e.g., Bauman and Tuzhilin, 2022; Wang et al., 2025; Zimbra et al., 2018).

A key limitation of prior studies is that they treat the ACD, ACSA, and RP tasks independently.<sup>2</sup> Therefore, training models for these tasks requires large, annotated datasets for each task, making dataset construction a costly and time-intensive process. Such annotation is typically done independently, limiting the ability to model the relationship between aspect-level sentiment and overall rating. Producing aspect-based labels is particularly labor-intensive, as each review must be manually tagged for sentiments tied to specific attributes. Additionally, prior research seldom incorporates the hierarchical structure in sentiment data, which ranges from word-level expressions (e.g., “delicious”) to aspect-level (e.g., “food”) and overall sentiment (e.g., “five stars”). Not accounting for such hierarchical structure within unstructured text data can result in efficiency loss and poor predictive accuracy (e.g., Chen and Qian, 2020, for ACD and ACSA).

To address these challenges, we propose an integrated approach to sentiment analysis, which we refer to as *unified sentiment analysis*. Unified sentiment analysis is grounded in the idea that a review’s overall rating reflects the cumulative sentiments associated with various aspects and that aspect-level sentiments are informed by word-level expressions within the review (Bu et al., 2021). To model unified sentiment analysis, researchers can model each task independently and combine predictions using a pipeline approach. However, by merging tasks and modeling them in an end-to-end manner, models can leverage interactions between the levels for improved predictive performance and interpretability.

In this work, we propose the Distantly Supervised Pyramid Network (DSPN), a model for learning unified sentiment analysis in an end-to-end fashion. Notably, DSPN can unify the ACD, ACSA, and RP tasks by using *only* review-level star ratings for training. DSPN employs a pyramid structure to capture sentiment at each level—word, aspect, and review. Specifically, the model begins by identifying word-level sentiments, aggregates them to determine aspect-level

<sup>2</sup>In some cases, ACD and ACSA are combined (e.g., Schmitt et al., 2018; Liu et al., 2021). In particular, RP is rarely integrated into aspect-level analyses (Chebolu et al., 2023).

sentiments, and then synthesizes these to predict the review’s overall rating. For instance, in our prior example, recall that the reviewer stated that the food was good, but the service quality was unacceptable. Considering the two aspects (i.e., food and service), the reviewer gave the restaurant a two-star rating (Figure 1). DSPN holistically captures these nuances by acknowledging that the aspect-level preferences drive the overall review of two stars (out of a possible five). By relying solely on readily available review star ratings for training (Li et al., 2020b), DSPN eliminates the need for costly, manually annotated aspect-level labels, making it an efficient and cost-effective tool for comprehensive sentiment analysis. Our empirical results show that this efficient approach can improve performance for the RP task, indicating that the pyramid structure can both make predictions for unlabeled tasks while maintaining performance on the main labeled task. DSPN is also built in a modular fashion, so that improvements in one of the unified sentiment analysis tasks can be incorporated seamlessly into DSPN. Our model also offers a novel extension to an existing ACD method (He et al., 2017). DSPN not only improves ACD performance but also improves ACSA and PR performance.

We aim to make three contributions to the information systems literature. First, we introduce unified sentiment analysis as a novel task formulation that integrates three important but traditionally separate sentiment analysis tasks: ACD, ACSA, and RP. We formally give definitions and notations of unified sentiment analysis and its constituent parts (see Section 3) that future research can follow. Second, we propose DSPN as a novel model for the unified sentiment analysis task. DSPN captures the pyramid sentiment structure effectively and shows significant efficiency gains with only RP labels as training signal. Third, we validate DSPN through experimental results on English and Chinese multi-aspect datasets and demonstrate its effectiveness and efficiency.<sup>3</sup>

From a managerial perspective, our unified framework offers practical advantages for extracting actionable insights from unstructured data such as customer reviews, employee feedback, or social media posts. Traditionally, organizations have relied on separate models to analyze fine-grained sentiment (e.g., on specific product features) and overall sentiment (e.g., satisfaction or brand perception), leading to fragmented insights and missed connections between various types of concerns. By integrating these layers into a single, interpretable model, our proposed approach enables managers to understand how specific experiences or issues contribute to broader sentiment outcomes. This makes it possible to directly link aspect-level feedback to higher-level performance indices such as ratings, retention, or loyalty. Furthermore, DSPN’s ability to operate effectively with only document-level labels reduces reliance on costly manual annotation, making it especially useful in data-rich but label-scarce environments.

## 2 Related Work

Comprehensive literature reviews suggest that sentiment analysis extensively studied in the literature includes three key tasks: aspect-category detection (ACD), aspect-category sentiment analysis (ACSA), and rating prediction (RP) (Liu and Zhang, 2012; Schouten and Frasincar, 2015). Table 1 lists the most relevant studies, which serve as benchmarks in our experiments later. Below, we briefly review these studies within the context of our research.

Reference	Supported Tasks			Supervision	Model Architecture
	ACD	ACSA	RP		
He et al. (2017)	✓			Unsupervised	AutoEncoder
Xue and Li (2018)		✓		Supervised	Gated Convolutional Networks
Sun et al. (2019)			✓	Supervised	BERT
Schmitt et al. (2018)	✓	✓		Supervised	LSTM, CNN
Li et al. (2020a)	✓	✓		Supervised	BERT
Liu et al. (2021)	✓	✓		Supervised	BERT, BART
This paper	✓	✓	✓	Unsupervised (Module 1) Distantly Supervised (Module 2)	BERT

Table 1: Comparison with representative approaches on supported tasks, supervision, and model architecture. ACD, ACSA, and RP refers to aspect-category detection, aspect-category sentiment analysis, and rating prediction respectively.

### 2.1 Aspect-Category Detection

ACD methods can be categorized into rule-based, supervised, or unsupervised methods. Rule-based approaches (e.g., Hai et al., 2011; Schouten et al., 2014) rely on manually defined rules and domain knowledge. Supervised methods (e.g.,

<sup>3</sup>Our code is available at <https://github.com/nd-ball/DSPN>.

Toh and Su, 2016; Xue et al., 2017) require reviews annotated with predefined aspect categories. Unsupervised models (e.g., Titov and McDonald, 2008; Brody and Elhadad, 2010; Zhao et al., 2010) extract aspects by identifying word co-occurrence patterns. The attention-based aspect extraction (ABAE) model (He et al., 2017), which employs an autoencoder-style network, is a foundational unsupervised approach and forms the basis of our Module 1. Recently, Tulkens and van Cranenburgh (2020) introduced a model that combines part-of-speech tagging and word embeddings with a contrastive attention mechanism, outperforming more complex methods. Extending prior work, we propose a novel aspect-attention mechanism that integrates ACD outputs into the ACSA task.

## 2.2 Aspect-Category Sentiment Analysis

Currently, most ACSA methods are supervised (Schouten and Frasincar, 2015; Li et al., 2020a; Liu et al., 2021) and require costly, time-intensive aspect-level data annotation. Unsupervised LDA-based ACSA models (e.g., Zhao et al., 2010; Xu et al., 2012; García-Pablos et al., 2018) often depend on external resources such as parts-of-speech tagging and sentiment word lexicons. However, they can suffer from a topic-resemblance problem (Huang et al., 2020). To address this issue, Huang et al. (2020) proposed JASen, a weakly-supervised approach that learns a joint aspect-sentiment topic embedding. JASen can only model documents with a single annotated aspect (either positive or negative), effectively reducing the task to RP and limiting its generalizability. Recently, Kamila et al. (2022) introduced AX-MABSA, an extremely weakly supervised ACSA model that achieves strong performance without any labeled data. The current paper advances prior research by proposing a distantly supervised pyramid network that efficiently performs the ACSA task using only star rating labels.

## 2.3 Rating Prediction

RP, or review-level sentiment analysis, is used to predict user opinions from large review datasets. Typically modeled as a multi-class classification task, RP has been well-studied (e.g., Ganu et al., 2009; Li et al., 2011; Liu and Zhang, 2012; Chen et al., 2018; Bauman and Tuzhilin, 2022). Recent advances focus on improving interpretability and prediction accuracy. For example, the CEER framework (Zhou et al., 2024) enhances explanation generation in recommender systems by utilizing macro concepts from user-item reviews. Sejwal and Abulaish (2022) introduced RecTE, which uses topic embeddings to predict ratings and address cold-start issues. These approaches show the benefits of incorporating textual data into RP models to boost performance and user trust. However, the pyramid sentiment structure has not yet been leveraged in RP models to assist in aspect-level sentiment learning.

## 2.4 Multi-Task Sentiment Analysis

There has been some work on jointly learning ACSA and RP (Bu et al., 2021), using RP information for ACSA (Yin et al., 2017; Li et al., 2018; He et al., 2018), and using ACSA information for RP (Cheng et al., 2018; Wu et al., 2019). Prior approaches on document-level multi-aspect sentiment classification predict user ratings for different product or service aspects (Yin et al., 2017; Li et al., 2018), often incorporating user information and star ratings to boost performance, though at the cost of efficiency. Other works (Bu et al., 2021; Fei et al., 2022) have jointly learned ACD and ACSA; these methods require costly aspect-level data annotation, hindering efficiency. For instance, Schmitt et al. (2018) proposed joint models for ACD and ACSA in an end-to-end manner. To our knowledge, our work is among the first that simultaneously models all three tasks with a single task source, RP labels, for supervision.

To enhance the readability of this paper, we summarize the most frequently used acronyms in Table 2.

Acronym	Expansion
DSPN	Distantly Supervised Pyramid Network
ACD	Aspect-Category Detection
ACSA	Aspect-Category Sentiment Analysis
RP	Rating Prediction
ABAE	Attention-Based Aspect Extraction

Table 2: Glossary of acronyms used.

## 3 Unified Sentiment Analysis

Before describing our model, we first define our notation and present the unifying framework of unified sentiment analysis. We borrow notation from the prior work where possible and introduce new notation as needed for consistency

across tasks (Pontiki et al., 2016). For clarity and consistency, we provide a comprehensive description of the notation we use in this article (Table 3). Our corpus is a collection of *reviews*  $\mathbf{R} = \{R_1, R_2, \dots, R_{|\mathbf{R}|}\}$ . Each review  $R_i$  consists of a sequence of word tokens (hereafter “words”):  $R_i = \{t_i^{(1)}, t_i^{(2)}, \dots, t_i^{(n)}\}$ .

Variable	Description	Dimension
$d_w$	Embedding dimension	$\mathbb{R}^{768}$
$\mathbf{R}$	Reviews in our dataset	-
$R_i$	$i$ -th review consisted of a sequence of word tokens	$\mathbb{R}^{n \times d_w}$
$n$	Number of word tokens in $R_i$	$\mathbb{R}^{100}$
$t_i^{(j)}$	$j$ -th word in $R_i$	$\mathbb{R}^{d_w}$
$A$	Predefined aspect categories	$\mathbb{R}^N$
$A_{R_i}$	The set of aspects present in $R_i$	$\mathbb{R}^K (K \leq N)$
$A_{R_i}^{(k)}$	$k$ -th aspect in $A_{R_i}$	$\mathbb{R}^{d_w}$
$y_{A_{R_i}^{(k)}}$	Sentiment polarity of $A_{R_i}^{(k)}$	$\mathbb{R}^3$
$y_{R_i}$	Star rating of $R_i$	$\mathbb{R}^3$
$M$	Model	-
$\hat{A}_{R_i}$	Prediction of $A_{R_i}$	-
$\hat{y}_{A_{R_i}^{(k)}}$	Prediction of $y_{A_{R_i}^{(k)}}$	$\mathbb{R}^3$
$\hat{y}_{R_i}$	Prediction of $y_{R_i}$	$\mathbb{R}^3$
$\mathbf{X}_i$	Input sequence	$\mathbb{R}^{n \times d_w}$
$\mathbf{z}_i$	Sentence embedding of $\mathbf{X}_i$ (pooler_output of BERT)	$\mathbb{R}^{d_w}$
$\mathbf{T}$	Aspect embedding matrix	$\mathbb{R}^{N \times d_w}$
$\mathbf{T}_k$	Embedding of $k$ -th aspect	$\mathbb{R}^{d_w}$
$\mathbf{r}_i$	Reconstructed sentence embedding	$\mathbb{R}^{d_w}$
$\mathbf{p}_i$	Weight vectors of $K$ aspect embeddings (aspect importance)	$\mathbb{R}^N$
$L(\theta_{ACD})$	Loss function of ACD task (Module 1)	-
$\lambda_{ACD}$	Weight of regularization term	-
$U(\theta)$	Regularization term	-
$\mathbf{n}_j$	Sentence embedding of negative sample	$\mathbb{R}^{d_w}$
$\mathbf{h}_i^{(j)}$	hidden state of $j$ -th word (last_hidden_state of BERT)	$\mathbb{R}^{d_w}$
$\mathbf{w}_i^{(j)}$	Sentiment prediction vector of $j$ -th word	$\mathbb{R}^{d_w \times 3}$
$d_k^{(j)}$	Distance between $j$ -th word and $k$ -th aspect	-
$a_k^{(j)}$	Attention weight of $j$ -th word towards $k$ -th aspect	-
$L(\theta_{RP})$	Loss function of RP task (Module 2)	-
$\lambda$	Weight of $L(\theta_{ACD})$	-
$L(\theta)$	Overall loss function	-

Table 3: Description of variables in our formulation.

### 3.1 Constituent Components

**Aspect-Category Detection** In the ACD task, there are  $N$  predefined aspect categories (hereafter “aspects”):  $A = \{A_1, A_2, \dots, A_N\}$ . The set of aspects present in  $R_i$  is defined as:  $A_{R_i} = \{A_{R_i}^{(1)}, A_{R_i}^{(2)}, \dots, A_{R_i}^{(K)}\}$ , where  $K \leq N$ . To train unsupervised ACD models, the required training data is simply  $\mathbf{R}$ .

**Aspect-Category Sentiment Analysis** For a given review  $R_i$  and one of its aspects  $A_{R_i}^{(k)}$ , the goal of ACSA is to predict the polarity of the aspect:  $\hat{y}_{A_{R_i}^{(k)}}$ . Aspect polarity is typically binary (*positive* or *negative*) or categorical (with a third option of *neutral*). Supervised ACSA models require review-aspect-polarity triples:  $\{R_i, (A_{R_i}^{(k)}, y_{A_{R_i}^{(k)}})_{k=1}^K\}_{i=1}^{|\mathbf{R}|}$ . In the case of multi-aspect ACSA, multiple aspects are present in each review, and therefore, ACSA requires  $K \times |\mathbf{R}|$  labels for each review, a factor of  $K$  larger than in RP.

**Rating Prediction** Given a review  $R_i$ , RP aims to predict the star rating  $\hat{y}_{R_i}$ . Supervised RP models requires review-sentiment tuples:  $\{(R_i, y_{R_i})\}_{i=1}^{|R|}$ .

### 3.2 Unified Sentiment Analysis Training

Typically, ACD, ACSA, and RP are considered standalone tasks. With unified sentiment analysis, we propose a unified approach, where with training data of only RP labels, a model can output present aspects (ACD), the sentiment of those aspects (ACSA), and an overall document-level sentiment score (RP). This approach uses training labels from a single task (RP) to efficiently learn multiple distinct sentiment analysis tasks. More specifically, for a model  $M$ , the training data required is the same as the RP task:  $\{(R_i, y_{R_i})\}_{i=1}^{|R|}$ . At run-time, the model provides three outputs for a new review  $R_i$ : (1) The predicted aspects present in the review ( $\hat{A}_{R_i}$ ), (2) the sentiment polarity of each identified aspect ( $\hat{y}_{A_{R_i}^{(k)}} \forall A_{R_i}^{(k)} \in \hat{A}_{R_i}$ ), and (3) the overall sentiment prediction for the review ( $\hat{y}_{R_i}$ ).

## 4 Distantly Supervised Pyramid Network

In this section, we describe DSPN, our novel implementation for unified sentiment analysis. Figure 2 illustrates the DSPN model architecture.

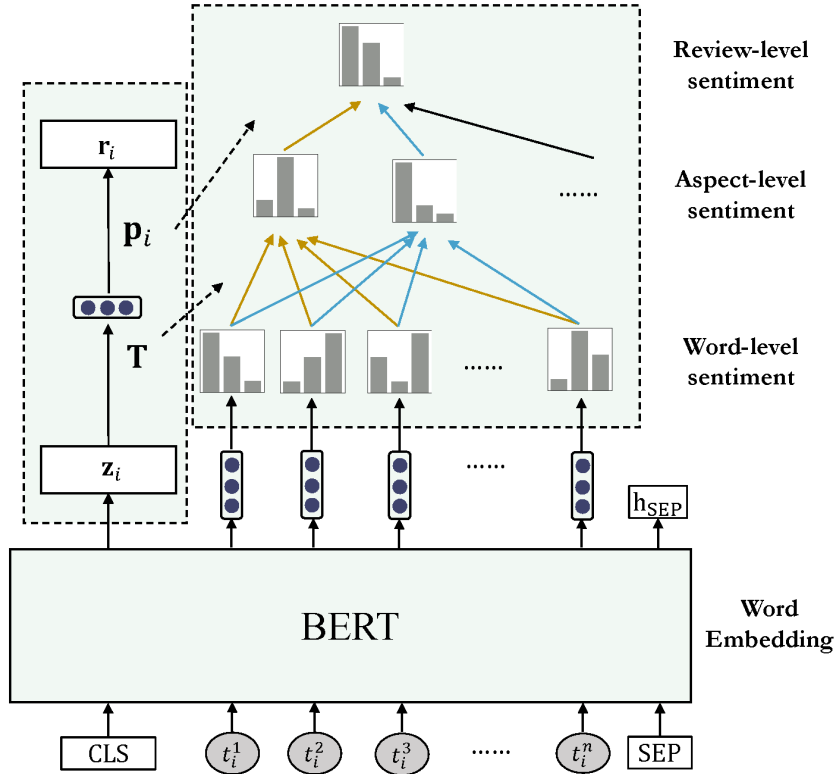


Figure 2: Overall architecture of DSPN. Aspect embedding matrix  $\mathbf{T}$  is used to calculate the distance between words and aspects, which is regarded as the word-level attention weights for each aspect. Aspect importance  $\mathbf{p}_i$  is learned by Module 1 and is used as the attention weights of aspects.

### 4.1 Module 1: Aspect-Category Detection

As a foundation for our ACD module, we draw on an existing autoencoder-style network (ABAE, He et al., 2017), but enhance it to address two limitations of the model. First, ABAE uses Word2Vec for word embeddings, which

constrains its performance due to the static embeddings and limits the model’s ability to capture contextual nuances. In DSPN, we replaced Word2Vec with BERT to better capture semantic relationships with context-aware embeddings. Second, ABAE requires manually mapping learned aspect embeddings to specific aspects via similar words in the embedding space and estimating the number of aspects via clustering. Therefore, we redesigned the aspect embedding matrix to match the number of aspects in the dataset, eliminating the need for manual aspect extraction. In DSPN, the model learns aspect-specific weights, which, combined with a thresholding mechanism, allows for more accurate and automated aspect identification.<sup>4</sup> We next elaborate on the details of our novel ACD module.

For a review  $R_i$ , the input sequence  $\mathbf{X}_i$  is constructed as  $\{[CLS], t_i^{(1)}, t_i^{(2)}, \dots, t_i^{(n)}, [SEP]\}$ . We use BERT (Devlin et al., 2019) to generate embeddings  $\mathbf{z}_i$  for each sample. To generate aspect embeddings, we first set the aspect and keyword map dictionary for each aspect.<sup>5</sup> Then, for each aspect, we use BERT to encode the sentence composed of key words related to the aspect and obtain its output as the initial embedding of the aspect. In this way, we initialize the aspect embedding matrix  $\mathbf{T}$ . Lastly, Module 1 performs sentence reconstruction at the aspect level through a linear layer:

$$\mathbf{z}_i = \text{BERT}(\mathbf{X}_i) \quad (1)$$

$$\mathbf{p}_i = \text{softmax}(\mathbf{W}_1 \cdot \mathbf{z}_i + \mathbf{b}_1) \quad (2)$$

$$\mathbf{r}_i = \mathbf{T}^\top \cdot \mathbf{p}_i \quad (3)$$

where  $\mathbf{r}_i$  is the reconstructed sentence embedding and  $\mathbf{p}_i$  is the aspect importance vector.

The loss function for the unsupervised Module 1 is defined as a hinge loss to maximize the inner product between the input sentence embedding and its reconstruction while minimizing the inner product between the input sentence embedding and randomly sampled negative examples:

$$L(\theta_{\text{ACD}}) = \sum_{R_i \in \mathbf{R}} \sum_{j=1}^m \phi_{R_i, j} + \lambda_{\text{ACD}} U(\theta) \quad (4)$$

$$\phi_{R_i, j} = \max(0, 1 - \mathbf{r}_i \mathbf{z}_i + \mathbf{r}_i \mathbf{n}_j) \quad (5)$$

where  $\mathbf{n}_j$  represents BERT embeddings for the negative sample,  $\mathbf{n}_j = \text{BERT}(\mathbf{X}_j)$ , and  $U(\theta)$  represents the regularization term to encourage unique aspect embeddings (He et al., 2017). The aspect embedding matrix  $\mathbf{T}$  and aspect importance vector  $\mathbf{p}_i$  are inputs for attention calculation in DSPN’s pyramid network (Module 2).

## 4.2 Module 2: Pyramid Sentiment Analysis

Module 2 is based on the intuition that the sentiment of a review is an aggregation of the sentiments of the aspects contained in the review (Bu et al., 2021). In addition, the sentiment of an aspect is an aggregation of the sentiments of the words indicating that aspect, forming a three-layer structure. We propose using a pyramid network to capture this structure, and we can use easy-to-obtain RP ratings as training labels. In the word sentiment prediction layer, we use the hidden vector of each word output by BERT to obtain word representations, where  $\mathbf{h}_i^{(j)}$  is the representation of the  $j$ -th word. We use two fully connected layers to produce a word-level sentiment prediction vector:

$$\mathbf{w}_i^{(j)} = \mathbf{W}_3 \cdot \text{ReLU}(\mathbf{W}_2 \cdot \mathbf{h}_i^{(j)} + \mathbf{b}_2) + \mathbf{b}_3 \quad (6)$$

Then, we can calculate the similarity of words and aspects using the word representations and the aspect embedding matrix  $\mathbf{T}$  output by Module 1. This similarity will be treated as the attention weights of words for the aspect. When predicting aspect-level sentiment, for the  $k$ -th aspect, the sentiment  $\hat{y}_{A_{R_i}^{(k)}}$  is computed as:

<sup>4</sup>See Appendix B for an empirical analysis of our design decisions and their impact.

<sup>5</sup>There are  $N$  predefined aspects in ACD task, and many prior works have identified the representative words for each one of them (Bu et al., 2021; Wang et al., 2010). For example, “staff,” “customer,” and “friendly” can be the representative words for “Service” aspect. Based on this, we proposed first constructing a sentence that contains top representative words, then using the embedding of this sentence as the initial embedding for the aspect.

$$d_k^{(j)} = \mathbf{T}_k^\top \cdot \mathbf{h}_i^{(j)} \quad (7)$$

$$a_k^{(j)} = \frac{\exp(d_k^{(j)})}{\sum_{m=1}^n \exp(d_k^{(m)})} \quad (8)$$

$$\hat{y}_{A_{R_i}^{(k)}} = \text{softmax}\left(\sum_{j=1}^n \mathbf{w}_i^{(j)} a_k^{(j)}\right) \quad (9)$$

Finally, the review-level sentiment  $\hat{y}_{R_i}$  is computed by:

$$\hat{y}_{R_i} = \text{softmax}(\hat{y}_{A_{R_i}} \cdot \mathbf{p}_i) \quad (10)$$

Here,  $\mathbf{p}_i$  is the aspect importance vector output by Module 1 (§4.1), which is regarded as the attention weights of aspects in a review.  $\hat{y}_{A_{R_i}}$  is the matrix concatenation of aspect-level sentiments in the review.

### 4.3 Loss

For the RP task, as each prediction is a 3-class classification problem, the loss function is defined by the categorical cross-entropy between the true label and the model output:

$$L(\theta_{\text{RP}}) = - \sum_i y_{R_i} \cdot \log(\hat{y}_{R_i}) \quad (11)$$

We jointly train DSPN for RP and ACD by minimizing the combined loss function:

$$L(\theta) = \lambda L(\theta_{\text{ACD}}) + L(\theta_{\text{RP}}) \quad (12)$$

where  $\lambda$  is the weight of ACD loss. Although no direct supervision is required for ACSA, due to the construction of DSPN, the model inherently learns aspect sentiment predictions.

### 4.4 Inference

For any new text input (e.g., restaurant or hotel review)  $R_i$ , DSPN generates three outputs: a distribution over aspects ( $\mathbf{p}_i$ ), estimated sentiment for each aspect ( $\hat{y}_{A_{R_i}^{(k)}}$ ), and an overall sentiment prediction ( $\hat{y}_{R_i}$ ).

## 5 Experiments

### 5.1 Datasets

As described above, DSPN can model ACD, ACSA, and RP with only RP labels. However, in order to benchmark DSPN across the three unified sentiment analysis tasks, we need datasets with ACD, ACSA, and RP labels. Such datasets are not common in the literature. After a thorough review of available data, we only found two datasets sufficient for our benchmarking. To validate DSPN as an efficient and effective model for unified sentiment analysis, we experiment with these two datasets: one in English (TripDMS) and one in Chinese (ASAP). Dataset details are provided in Table 4.

TripDMS is an English-language hotel review dataset from Tripadvisor.com (Wang et al., 2010; Yin et al., 2017), with RP labels on a 5-star scale and ACSA labels (*positive*, *negative*, *neutral*) for seven aspects: Value, Room, Location, Cleanliness, Check-in, Service, Business. ASAP is a Chinese-language restaurant review dataset from a leading e-commerce platform in China (Bu et al., 2021). It includes RP labels on a 5-star scale and ACSA labels (*positive*, *negative*, *neutral*) for aspects identified in the review text (Pontiki et al., 2016). For ACSA, sentiment is aggregated at the entity level for five aspects: Food, Price, Location, Service, Ambience, determined by majority vote. We reiterate that, to the best of our knowledge, these are the only two publicly available datasets with both RP and ACSA labels for evaluating performance. Hence, we are unable to validate our proposed model on other datasets at this time.

Dataset	Language	MA	MAS	Split	Reviews	Overall Sentiment			Aspect Sentiments			
						Pos.	Neu.	Neg.	Pos.	Neu.	Neg.	NaN
TripDMS	English	100%	100%	Train	23,515	8,998	5,055	9,462	64,984	34,200	43,391	22,030
				Val	2,939	1,161	613	1,165	8,174	4,245	5,349	2,805
				Test	2,939	1,079	647	1,213	8,002	4,355	5,437	2,779
ASAP	Chinese	95.97%	63.85%	Train	36,850	29,132	5,241	2,477	77,507	27,329	17,299	62,115
				Val	4,940	3,839	784	317	10,367	3,772	2,373	8,188
				Test	4,940	3,885	717	338	10,144	3,729	2,403	8,424

Table 4: Statistics of the datasets. **MA** is the percentage of multi-aspect instances in the dataset and **MAS** is the percentage of multi-aspect multi-sentiment instances.

## 5.2 Benchmarking and Hyperparameter Settings

Recall that DSPN aims to achieve higher efficiency and accuracy in performing unified sentiment analysis through distant supervision. Therefore, to test its performance, we compare DSPN’s performance to that of existing ACD, ACSA, and RP models. Specifically, for ACD, we compare DSPN with the unsupervised ABAE (He et al., 2017). To ensure a fair comparison with DSPN, we replaced ABAE’s encoder with BERT and updated the aspect embedding matrix  $T$  initialization. We call this ABAE-BERT and report its performance. Following previous work (Ruder et al., 2016; Ghadery et al., 2019), we use thresholding to assign aspects based on probability, selecting the threshold that yields the best performance ( $1e^{-4}$ ). ACD is evaluated using F1 score. For ACSA, we benchmark DSPN against several strong supervised models, incorporating non-BERT models (GCAE (Xue and Li, 2018) and End2end-LSTM/CNN (Schmitt et al., 2018)) as well as BERT-based models (ACSA-Generation (Liu et al., 2021)). ACSA is evaluated using accuracy. For RP, a text classification task, we compare DSPN with BERT fine-tuning strategies (Sun et al., 2019): BERT-Feat, BERT-FiT, and BERT-ITPT-FiT. We convert the 5-star RP ratings into three classes (Negative, Neutral, Positive) and evaluate using accuracy.

We performed all of our experiments on Nvidia H100 GPUs. We set the word embedding size to 768 (Devlin et al., 2019) and the maximum sentence length to 100 (Li et al., 2020a). For other parameters, we conduct a grid search across a range of values and evaluate on a held-out dataset to identify those that best fit the task. Specifically, we run grid search on the following parameter-value combinations: batch size (16, 32), training epochs (5, 10), and learning rate ( $2e-5$ ,  $3e-5$ ,  $5e-5$ ).

## 6 Results

### 6.1 Overall Performance

To compare DSPN with existing models, we evaluate two pipeline approaches: a *high-performance* pipeline using the best-performing model for each task and a *high-efficiency* pipeline using the most efficient model in terms of parameters. Our benchmarking results are shown in Tables 5 and 6. The efficiency metric is the sum of the separate models’ parameters; the performance metric reflects the individual performance of each model on the three tasks.<sup>6</sup>

We conducted a Wilcoxon signed rank test to compare the scores over five runs with different seeds to determine whether one sequence of scores was significantly higher than the other. High performance pipeline performance was significantly higher than DSPN for ACSA on both TripDMS and ASAP datasets ( $p < 0.05$ ). For TripDMS, pipeline RP performance was higher ( $p < 0.1$ ). Scores were not significantly different for ACD on either dataset. This suggests that DSPN’s performance is comparable with our high-performance pipeline on ACD and RP. Comparing DSPN to the high-efficiency pipeline, DSPN performance is significantly higher for ACD and RP for both datasets ( $p < 0.05$  in all cases except ACD ASAP:  $p < 0.1$ ), while the pipeline performance is higher ( $p < 0.05$ ) for ACSA (both datasets). The ACSA results are expected because of the supervised nature of the pipeline. However it is encouraging to see DSPN performance improvements over the pipeline for ACD and RP.

DSPN’s performance on ACSA is lower than the supervised benchmarks. This is to be expected as DSPN’s only supervision is RP labels. From an efficiency point of view, ACSA models require 142,575 labels on TripDMS to learn one task (ACSA), while DSPN only requires 23,515 labels (84% fewer) to learn three tasks. Therefore, by using DSPN, we see a tradeoff of an 84% reduction in labels for a prediction performance that is only 22% lower than the best-performing supervised model for ACSA. Similarly, for ASAP, we observe a label-performance tradeoff where for a

<sup>6</sup>Results for all benchmarking models are presented in Appendix A for completeness.

		Efficiency			Performance		
		Parameters (Millions)	Labels (Thousands)	Training Time (Minutes)	ACD (F1)	ACSA (Acc)	RP (Acc)
TripDMS	ABAE-BERT (ACD)	109.49	0.00	35.21 (0)	92.72 (0)		
	ACSA-Generation (ACSA)	255.28	142.58	59.51 (0.15)		64.21 (0.18)	
	BERT-ITPT-FiT (RP)	112.71	23.52	35.34 (0.14)			72.94 (0.42)
	Pipeline	477.48	166.10	130.06 (0.34)	92.72 (0)	<b>64.21 (0.18)</b>	<b>72.94 (0.42)</b>
	DSPN (Ours)	<b>109.50</b>	<b>23.52</b>	<b>38.66 (0.01)</b>	92.72 (0)	50.00 (0.71)	71.70 (0.41)
Delta		-77.07	-85.84	-70.28	0.00	-22.13	-1.70
ASAP	ABAE-BERT (ACD)	102.28	0.00	54.48 (0.07)	79.44 (0)		
	ACSA-Generation (ACSA)	225.28	122.14	51.28 (1.25)		75.92 (0.17)	
	BERT-ITPT-FiT (RP)	103.50	36.85	38.44 (0.09)			81.58 (1.30)
	Pipeline	431.06	158.99	144.20 (0.57)	79.44 (0)	<b>75.92 (0.17)</b>	<b>81.58 (1.30)</b>
	DSPN (Ours)	<b>102.28</b>	<b>36.85</b>	<b>60.51 (0.04)</b>	79.44 (0)	64.63 (0.02)	80.85 (0.11)
Delta		-76.27	-76.82	-58.04	0.00	-14.87	-0.89

Table 5: Comparison between DSPN and a high-performance pipeline approach to unified sentiment analysis. For efficiency comparisons, negative deltas indicate improvements over the pipeline; for performance, positive deltas indicate improvements over the pipeline. ACD, ACSA, and RP refers to aspect-category detection, aspect-category sentiment analysis, and rating prediction respectively. For training time and performance metrics we report the mean and variance over five runs with different random seeds.

		Efficiency			Performance		
		Parameters (Millions)	Labels (Thousands)	Training Time (Minutes)	ACD (F1)	ACSA (Acc)	RP (Acc)
TripDMS	ABAE (ACD)	14.81	0.00	36.20 (0.08)	91.22 (0)		
	GCAE (ACSA)	15.27	142.58	7.64 (0.01)		57.97 (1.43)	
	BERT-Feat (RP)	109.49	23.52	3.48 (0)			70.04 (0.43)
	Pipeline	139.57	166.10	47.32 (0.07)	91.22 (0)	<b>57.97 (1.43)</b>	70.04 (0.43)
	DSPN (Ours)	<b>109.50</b>	<b>23.52</b>	<b>38.66 (0.01)</b>	<b>92.72 (0)</b>	50.00 (0.71)	<b>71.70 (0.41)</b>
Delta		-21.54	-85.84	-18.30	1.64	-13.75	2.37
ASAP	ABAE (ACD)	14.81	0.00	37.42 (0.49)	79.41 (0)		
	GCAE (ACSA)	15.27	122.14	6.13 (0.05)		74.50 (0.08)	
	BERT-Feat (RP)	102.27	36.85	2.06 (0)			78.61 (0)
	Pipeline	132.35	158.99	<b>45.61 (0.69)</b>	79.41 (0)	<b>74.50 (0.08)</b>	78.61 (0)
	DSPN (Ours)	<b>102.28</b>	<b>36.85</b>	60.51 (0.04)	<b>79.44 (0)</b>	64.63 (0.02)	<b>80.85 (0.11)</b>
Delta		-22.72	-76.82	32.67	0.04	-13.25	2.85

Table 6: Comparison between DSPN and a high-efficiency pipeline approach to unified sentiment analysis. For efficiency comparisons, negative deltas indicate improvements over the pipeline; for performance, positive deltas indicate improvements over the pipeline. ACD, ACSA, and RP refers to aspect-category detection, aspect-category sentiment analysis, and rating prediction respectively. For training time and performance metrics we report the mean and variance over five runs with different random seeds.

70% reduction in labels, DSPN performance is only 15% lower than the best-performing supervised model for ACSA. What’s more, DSPN outperforms the fully-supervised End2end-CNN baseline model.

Our single-task benchmarks set the “upper bound” of performance for the task when given a fully labeled dataset. They can be considered target values for future unified sentiment analysis models. However, if only RP labels exist for a given dataset, then DSPN is the only method for learning all three tasks. Considering that DSPN does not use any aspect-level labels, the fact that the effectiveness of DSPN is comparable to supervised models on the ACSA task is empirical validation of the unified sentiment analysis in general and the DSPN architecture in particular.

To better visualize the comparison between DSPN and the two pipelines, we plotted each relevant metric in Figure 3. From a managerial perspective, models are often incorporated into broader pipelines (Lalor et al., 2024). Therefore, considering a holistic view and analyzing the metrics together is key for decision makers.

## 6.2 Quality Analysis

### 6.2.1 Case Study

In order to visualize and analyze DSPN’s performance, we first take two reviews from TripDMS as examples (Figure 4a). For each example, the trained DSPN model takes the review text as input and first outputs word-level sentiment predictions. Then, DSPN (i) identifies aspect keywords via a word attention calculation, (ii) obtains the aspect

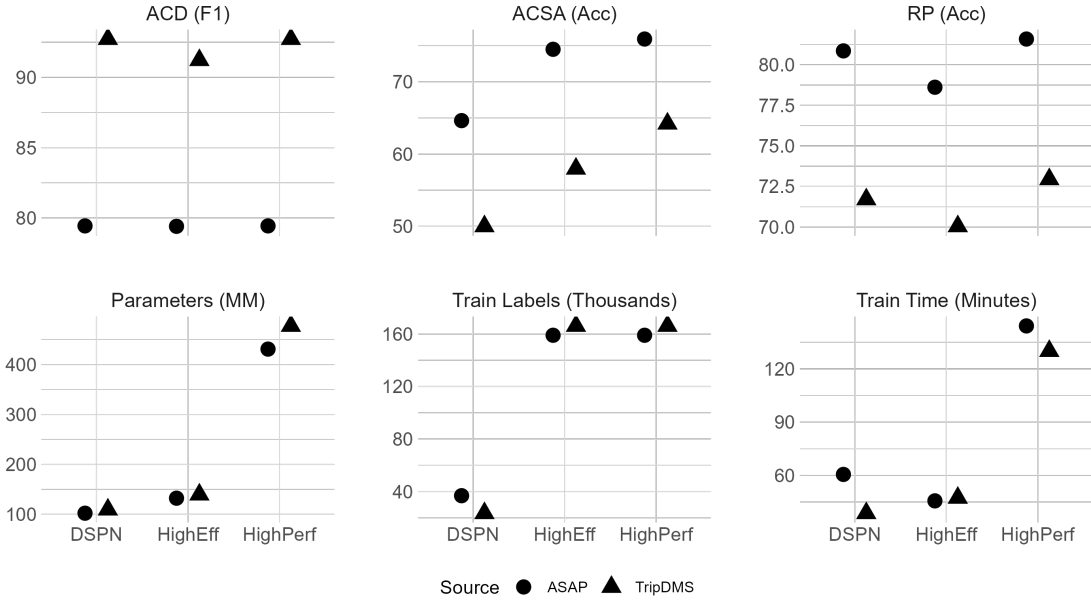


Figure 3: Comparing DSPN to the two pipelines. In the top row, higher values are better. In the bottom row, lower values are better.

importance, (iii) calculates aspect-level sentiment through the sentiments of the key words, and lastly (iv) combines aspect sentiment with aspect importance to predict the final review-level sentiment (“Overall” in Figure 4).

For case 1 in Figure 4a, DSPN correctly labels the review as positive and also correctly identifies and labels the *Service*, *Value*, *Room*, and *Cleanliness* aspects with no aspect-level annotations. For case 2, DSPN gives correct predictions on word-, aspect-, and review-level sentiments.

## 6.2.2 Error Analysis

To exemplify errors in DSPN, we then examine two examples of error cases from TripDMS in Figure 4b. We find that extreme star rating labels sometimes influence DSPN. For example, for case 1 in Figure 4b, DSPN gives correct word-level sentiments but tends to give positive predictions at the aspect level due to the overall 5-star rating. Similarly, for case 2, DSPN gives negative predictions on all three levels due to a 1-star rating. This is to be expected as DSPN’s only supervision is star rating labels. Addressing this disconnect is a promising area for future unified sentiment analysis model development.

## 7 Additional Analyses

### 7.1 Budget Constraint Experiment

For a more direct comparison between DSPN and the supervised ACSA models, we designed a budget-constraining experiment. Specifically, we randomly selected ACSA labels for TripDMS and ASAP so that the supervised models have the same training label size as DSPN. In this setting, DSPN’s performance is closer to the supervised models’ performance (Table 7). In particular, DSPN outperforms End2end-CNN on both dataset. Overall, the supervised models still outperform DSPN, but this is to be expected given that the labels used for training are ACSA labels. Recall that DSPN still performs RP and ACD on top of these ACSA results, while the benchmark models only learn ACSA. DSPN is trained to perform RP but is also able to perform ACSA in a way that is comparable to these supervised models under the same budget constraint.

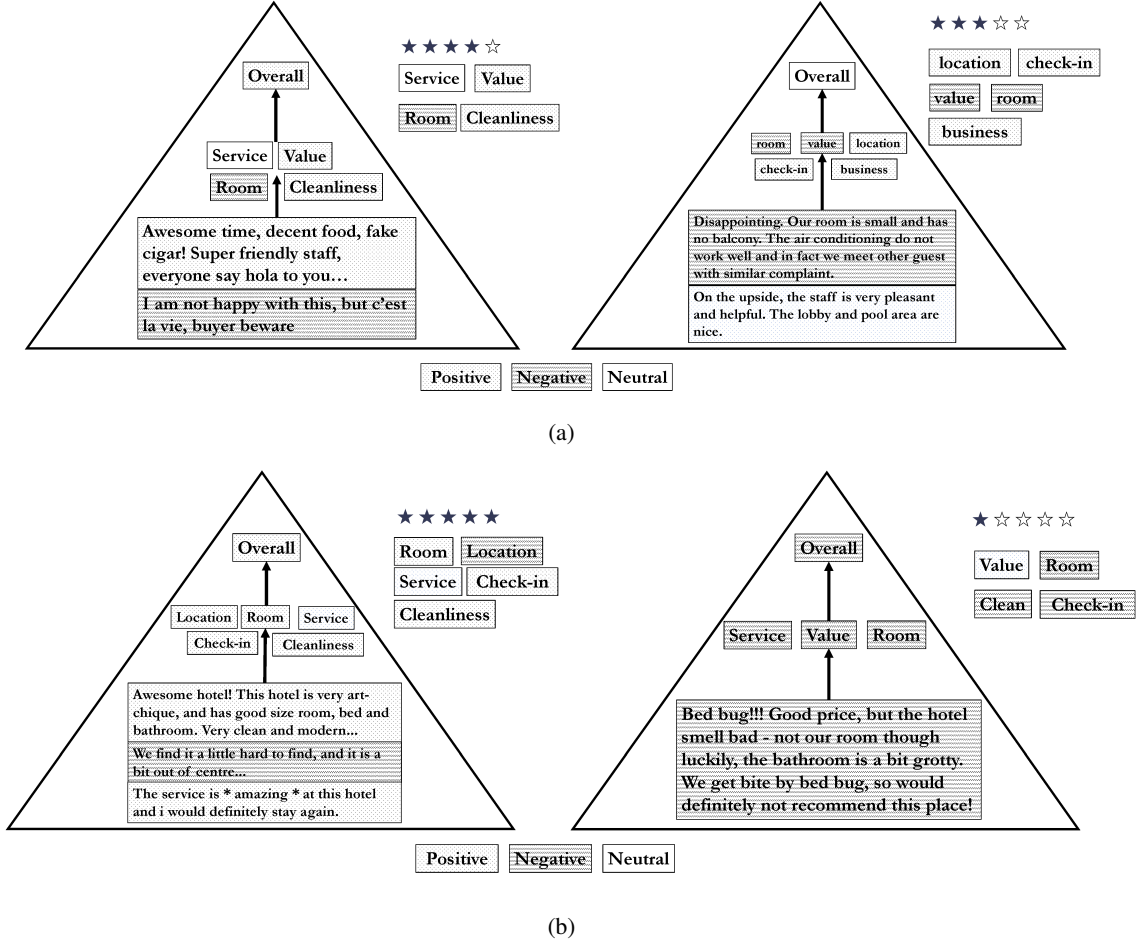


Figure 4: Case studies of correct predictions (4a) and incorrect predictions (4b). True RP and ACSA labels are outside of the pyramid; DSPN’s predictions are within the pyramid. For space, we show a portion of the review.

Model	TripDMS	ASAP
End2end-LSTM	52.7	57.5
End2end-CNN	41.4	43.2
GCAE	54.0	70.1
ACSA-Generation	60.2	72.3
DSPN (Ours)	50.0	64.6

Table 7: ACSA accuracy results when all models are trained with the same amount of data.

## 7.2 Comparing Weakly Supervised ACSA Models

We have shown DSPN’s effectiveness using two datasets that include both review-level star rating labels (for RP) and aspect-level sentiment annotations (for ACSA). What’s more, there are methods in the literature that take a weakly supervised approach to ACSA, such as JASen (Huang et al., 2020) and AX-MABSA (Kamila et al., 2022). However, current semi-supervised ACSA models have certain limitations. For example, JASen and AX-MABSA are unable to model neutral sentiment polarity.

Therefore, to ensure fair and meaningful comparisons, we selected compatible datasets and conducted comprehensive benchmarking against these methods. Specifically, we compare DSPN to semi-supervised models on four ACSA datasets: Rest-14 (Pontiki et al., 2014), Rest-15 (Pontiki et al., 2015), Rest-16 (Pontiki et al., 2016) and MAMS (Jiang et al., 2019). To enable DSPN to run on such datasets without star rating labels, we use the aggregate value of aspect

ratings as the training labels instead of the star rating labels given by users. Table 8 shows that DSPN performs comparably to JASen. This result indicates that RP is not simply an average over ACSA labels and that the RP labels used by DSPN provide a strong signal for ACSA.

Model	Supervision	Rest-14	Rest-15	Rest-16	MAMS
ACSA-Generation	Supervised	78.43	71.91	73.76	70.30
JASen	Weakly supervised	26.62	19.44	23.23	14.74
AX-MABSA	Weakly supervised	49.68	42.74	36.47	29.74
DSPN (Ours)	Unsupervised (Module 1)	30.01	18.23	24.01	12.79
	Distantly Supervised (Module 2)				

Table 8: ACSA accuracy results on datasets with no RP labels. Benchmark results are from Kamila et al. (2022).

### 7.3 Investigating Dimensional Bias

DSPN uses star rating labels for training; however, the user rating may not be consistent with the overall sentiment of the review text. This is because the user may not have written all the aspects in the review, or the user’s sentiment is heavily dominated by a certain aspect (Ge and Li, 2015), thus generating noise when using distant supervision of RP labels for ACSA. Therefore, we conduct a simple additional experiment. In the experiment, we utilize several unsupervised sentiment analysis tools (VADER (Hutto and Gilbert, 2014), TextBlob (Loria, 2018), and Zero-shot text classification (Yin et al., 2019)) to directly generate sentiment labels, which will replace the star rating labels given by users for training. We name the version of DSPN as UPN (U for unsupervised), and we report the ACSA results of DSPN and UPN on TripDMS. Results in Table 9 are mixed, demonstrating that while dimensional bias exists due to the inherent limitations of star rating labels, its impact on DSPN’s overall performance is minimal.

Model	Label Source	Performance
DSPN	Star ratings	50.0
UPN	TextBlob	50.2
UPN	VADER	51.1
UPN	Zero-shot	53.3

Table 9: ACSA accuracy results when comparing DSPN to a fully unsupervised pyramid network (UPN). The DSPN result is identical to the result reported in our main results (Tables 5 and 6).

### 7.4 Module 1 Analysis

In this section, we investigate the choice of BERT as the foundation language model for our ACD component (Module 1). Specifically, we compare the performance of our baseline DSPN pipeline with alternate versions where we replace BERT with two other language models: RoBERTa (Liu et al., 2019) and ALBERT (Lan et al., 2020). Our results show that across both datasets, ACD performance is consistent (Table 10). For TripDMS, the larger RoBERTa model shows improved ACSA performance over BERT. On the other hand, BERT outperforms RoBERTa for RP on ASAP and TripDMS. While ALBERT performs well on ACD, performance drops for ACSA and RP on both datasets. This result demonstrates that the choice of language model for Module 1 in DSPN is part of the overall design consideration. DSPN’s modularity means that it can be adapted to account for improvements in contextual embedding models to further improve pipeline performance across tasks.

## 8 Conclusion and Future Work

In this paper, we introduce unified sentiment analysis to integrate three key tasks within sentiment analysis. To model unified sentiment analysis, we propose a Distantly Supervised Pyramid Network (DSPN) that shows an efficiency advantage by only using star rating labels for training. Experiments conducted on two multi-aspect datasets demonstrate the effectiveness of the pyramid network and the strong performance of DSPN on RP and ACD with only RP labels as supervision. DSPN’s performance demonstrates the validity of considering sentiment analysis holistically, and this empirical evidence shows that it is possible to use a signal from a single task (RP) to learn three distinct tasks effectively and efficiently. We hope this paper spurs more research on novel unified sentiment analysis approaches as well as the design of novel tasks that leverage one label source for efficient learning for multiple tasks.

Dataset	Foundation	ACD (F1)	ACSA (Acc)	RP (Acc)	Training Time (Minutes)	Params (M)
TripDMS	BERT	92.7	50.0	71.7	38.7	109.5
	RoBERTa	92.7	51.6	71.6	38.8	124.7
	ALBERT	92.7	49.8	70.6	39.3	11.7
ASAP	BERT	79.4	64.6	80.8	60.5	102.3
	RoBERTa	79.4	64.0	80.7	60.5	106.5
	ALBERT	79.4	62.3	78.7	56.1	10.56

Table 10: Results of different foundations. ACD, ACSA, and RP refers to aspect-category detection, aspect-category sentiment analysis, and rating prediction respectively.

We offer several notable substantive implications for practitioners. First, our framework does not require extensive and costly manual aspect-level annotations and can help managers efficiently generate actionable, granular insights from customer feedback. This is particularly valuable for organizations aiming to enhance customer experiences without significant investments in manual data labeling and organizations that do not have a sizable budget for market research. Second, our framework informs the application of multi-task learning to integrate related tasks into a unified framework, which can be applied to other domains where data interdependencies exist. For example, an AI tool assisting with hiring could leverage labeled final outcomes (e.g., hired or not) in a pyramid structure to better model aspects such as cover letter appropriateness, relevant keyword extraction from CVs, or appropriate candidate recognition for advertised positions. In these applications, a pyramid structure would need to be augmented with earlier labels. Still, the signal from the top of the pyramid (i.e., hired or not) could guide labeling decisions, mirroring the efficiency and interpretability achieved in sentiment analysis while addressing domain-specific challenges.

This paper also has several limitations that shed light on promising avenues for future research. One limitation relates to data availability. While there are a number of datasets for ACSA and datasets for RP separately in the literature, datasets rarely support unified sentiment analysis. In fact, TripDMS and ASAP are the only datasets we could find—after a thorough review of the literature—that included labels for both aspect- and document-level sentiment. Therefore, we were restricted to TripDMS and ASAP as the only two datasets available for our main evaluation. Recent research has called for more work developing aspect-level datasets (Chebolu et al., 2023); we encourage the research community to develop datasets with labels at both levels for a more robust resource for training a variety of tasks and to drive further research in unified sentiment analysis model development and evaluation. Next, DSPN requires predefined aspects, limiting its ability to discover novel aspects in new domains. This assumption aligns with practical scenarios where domain experts can provide initial guidance, but may hinder applications requiring fully unsupervised discovery. Future work could consider combining automated aspect detection with human validation to address this challenge. What’s more, with advancements in large language models and generative AI, future research could investigate how combining generative AIs with DSPN can leverage their strengths while mitigating these limitations, ultimately advancing sentiment analysis tasks (Bhargava et al., 2025). Finally, while the pyramid structure of DSPN allows for distantly-supervised modeling of ACSA, as designed the model cannot account for supervision for ACSA, even if some labels are available. Future work looking to incorporate weakly supervised techniques for ACSA into DSPN can benefit both from the unified modeling of sentiment and also from the signal provided by weakly supervised ACSA methods.

## Acknowledgements

The authors would like to thank Lei Wang, Qiangming Yan, and Shuang Zheng for their helpful comments on earlier versions of this work.

## References

- Konstantin Bauman and Alexander Tuzhilin. 2022. Know thy context: parsing contextual information from user reviews for recommendation purposes. *Information Systems Research* 33, 1 (2022), 179–202.
- Hemant Bhargava, Susan Brown, Anindya Ghose, Alok Gupta, Dorothy Leidner, and DJ Wu. 2025. Exploring generative AI’s impact on research: Perspectives from senior scholars in management information systems. *ACM Transactions on Management Information Systems (TMIS)* (2025).

- Samuel Brody and Noemie Elhadad. 2010. An unsupervised aspect-sentiment model for online reviews. In *Human Language Technologies: The 2010 Annual Conference of the North American Chapter of the Association for Computational Linguistics*. 804–812.
- Jiahao Bu, Lei Ren, Shuang Zheng, Yang Yang, Jingang Wang, Fuzheng Zhang, and Wei Wu. 2021. ASAP: A chinese review dataset towards aspect category sentiment analysis and rating prediction. In *Proceedings of the 2021 Conference of the North American Chapter of the Association for Computational Linguistics: Human Language Technologies*. 2069–2079.
- Siva Uday Sampreeth Chebolu, Franck Dernoncourt, Nedim Lipka, and Tamar Solorio. 2023. A review of datasets for aspect-based sentiment analysis. In *Proceedings of the 13th International Joint Conference on Natural Language Processing and the 3rd Conference of the Asia-Pacific Chapter of the Association for Computational Linguistics (Volume 1: Long Papers)*. 611–628.
- Chong Chen, Min Zhang, Yiqun Liu, and Shaoping Ma. 2018. Neural attentional rating regression with review-level explanations. In *Proceedings of the 2018 World Wide Web Conference*. 1583–1592.
- Zhuang Chen and Tiejun Qian. 2020. Relation-aware collaborative learning for unified aspect-based sentiment analysis. In *Proceedings of the 58th Annual Meeting of the Association for Computational Linguistics*. 3685–3694.
- Zhiyong Cheng, Ying Ding, Lei Zhu, and Mohan Kankanhalli. 2018. Aspect-aware latent factor model: Rating prediction with ratings and reviews. In *Proceedings of the 2018 World Wide Web Conference*. 639–648.
- Jacob Devlin, Ming-Wei Chang, Kenton Lee, and Kristina Toutanova. 2019. BERT: Pre-training of deep bidirectional transformers for language understanding. In *Proceedings of the 2019 Conference of the North American Chapter of the Association for Computational Linguistics: Human Language Technologies, Volume 1 (Long and Short Papers)*. 4171–4186.
- Hao Fei, Jingye Li, Yafeng Ren, Meishan Zhang, and Donghong Ji. 2022. Making decision like human: Joint aspect category sentiment analysis and rating prediction with fine-to-coarse reasoning. In *Proceedings of the ACM Web Conference 2022*. 3042–3051.
- Gayatree Ganu, Noémie Elhadad, and Amélie Marian. 2009. Beyond the stars: Improving rating predictions using review text content. In *International Workshop on the Web and Databases*.
- Aitor García-Pablos, Montse Cuadros, and German Rigau. 2018. W2VLDA: Almost unsupervised system for aspect based sentiment analysis. *Expert Systems with Applications* 91 (2018), 127–137.
- Yong Ge and Jingjing Li. 2015. Measure and mitigate the dimensional bias in online reviews and ratings. In *International Conference on Information System*.
- Erfan Ghadery, Sajad Movahedi, Masoud Jalili Sabet, Hesham Faily, and Azadeh Shakery. 2019. Licd: A language-independent approach for aspect category detection. In *European Conference on Information Retrieval*. 575–589.
- Zhen Hai, Kuiyu Chang, and Jung-jae Kim. 2011. Implicit feature identification via co-occurrence association rule mining. In *International Conference on Intelligent Text Processing and Computational Linguistics*. 393–404.
- Ruidan He, Wee Sun Lee, Hwee Tou Ng, and Daniel Dahlmeier. 2017. An unsupervised neural attention model for aspect extraction. In *Proceedings of the 55th Annual Meeting of the Association for Computational Linguistics (Volume 1: Long Papers)*. 388–397.
- Ruidan He, Wee Sun Lee, Hwee Tou Ng, and Daniel Dahlmeier. 2018. Exploiting document knowledge for aspect-level sentiment classification. In *Proceedings of the 56th Annual Meeting of the Association for Computational Linguistics (Volume 2: Short Papers)*. 579–585.
- Jiaxin Huang, Yu Meng, Fang Guo, Heng Ji, and Jiawei Han. 2020. Weakly-supervised aspect-based sentiment analysis via joint aspect-sentiment topic embedding. In *Proceedings of the 2020 Conference on Empirical Methods in Natural Language Processing (EMNLP)*. 6989–6999.
- Clayton Hutto and Eric Gilbert. 2014. Vader: A parsimonious rule-based model for sentiment analysis of social media text. In *Proceedings of the International AAAI Conference on Web and Social Media*, Vol. 8. 216–225.
- Cuiqing Jiang, Jianfei Wang, Qian Tang, and Xiaozhong Lyu. 2021. Investigating the effects of dimension-specific sentiments on product sales: The perspective of sentiment preferences. *Journal of the Association for Information Systems* 22, 2 (2021), 459.
- Qingnan Jiang, Lei Chen, Ruifeng Xu, Xiang Ao, and Min Yang. 2019. A challenge dataset and effective models for aspect-based sentiment analysis. In *Proceedings of the 2019 Conference on Empirical Methods in Natural Language Processing and the 9th International Joint Conference on Natural Language Processing (EMNLP-IJCNLP)*. 6280–6285.

- Sabyasachi Kamila, Walid Magdy, Sourav Dutta, and MingXue Wang. 2022. AX-MABSA: A framework for extremely weakly supervised multi-label aspect based sentiment analysis. In *Proceedings of the 2022 Conference on Empirical Methods in Natural Language Processing*. 6136–6147.
- Yin Kang and Lina Zhou. 2019. Helpfulness assessment of online reviews: The role of semantic hierarchy of product features. *ACM Transactions on Management Information Systems (TMIS)* 10, 3 (2019), 1–18.
- John P Lalor, Ahmed Abbasi, Kezia Oketch, Yi Yang, and Nicole Forsgren. 2024. Should fairness be a metric or a model? a model-based framework for assessing bias in machine learning pipelines. *ACM Transactions on Information Systems* 42, 4 (2024), 1–41.
- Zhenzhong Lan, Mingda Chen, Sebastian Goodman, Kevin Gimpel, Piyush Sharma, and Radu Soricut. 2020. ALBERT: A lite bert for self-supervised learning of language representations. In *International Conference on Learning Representations*.
- Fangtao Li, Nathan Nan Liu, Hongwei Jin, Kai Zhao, Qiang Yang, and Xiaoyan Zhu. 2011. Incorporating reviewer and product information for review rating prediction. In *32nd International Joint Conference on Artificial Intelligence*.
- Junjie Li, Haitong Yang, and Chengqing Zong. 2018. Document-level multi-aspect sentiment classification by jointly modeling users, aspects, and overall ratings. In *Proceedings of the 27th International Conference on Computational Linguistics*. 925–936.
- Qiudan Li, Daniel Dajun Zeng, David Jingjun Xu, Ruoran Liu, and Riheng Yao. 2020b. Understanding and predicting users’ rating behavior: A cognitive perspective. *INFORMS Journal on Computing* 32, 4 (2020), 996–1011.
- Yuncong Li, Cunxiang Yin, Sheng-hua Zhong, and Xu Pan. 2020a. Multi-instance multi-label learning networks for aspect-category sentiment analysis. In *Proceedings of the 2020 Conference on Empirical Methods in Natural Language Processing (EMNLP)*. 3550–3560.
- Bing Liu and Lei Zhang. 2012. A survey of opinion mining and sentiment analysis. In *Mining Text Data*. 415–463.
- Jian Liu, Zhiyang Teng, Leyang Cui, Hanmeng Liu, and Yue Zhang. 2021. Solving aspect category sentiment analysis as a text generation task. In *Proceedings of the 2021 Conference on Empirical Methods in Natural Language Processing*. 4406–4416.
- Yinhan Liu, Myle Ott, Naman Goyal, Jingfei Du, Mandar Joshi, Danqi Chen, Omer Levy, Mike Lewis, Luke Zettlemoyer, and Veselin Stoyanov. 2019. Roberta: A robustly optimized bert pretraining approach. *arXiv preprint arXiv:1907.11692* (2019).
- Steven Loria. 2018. Textblob Documentation. *Release 0.15.2* (2018).
- David Mimno, Hanna Wallach, Edmund Talley, Miriam Leenders, and Andrew McCallum. 2011. Optimizing semantic coherence in topic models. In *Proceedings of the 2011 conference on empirical methods in natural language processing*. 262–272.
- Maria Pontiki, Dimitrios Galanis, Haris Papageorgiou, Ion Androutsopoulos, Suresh Manandhar, Mohammad Al-Smadi, Mahmoud Al-Ayyoub, Yanyan Zhao, Bing Qin, Orphée De Clercq, et al. 2016. Semeval-2016 task 5: Aspect based sentiment analysis. In *International Workshop on Semantic Evaluation*. 19–30.
- Maria Pontiki, Dimitrios Galanis, Harris Papageorgiou, Suresh Manandhar, and Ion Androutsopoulos. 2015. Semeval-2015 task 12: Aspect based sentiment analysis. In *Proceedings of the 9th International Workshop on Semantic Evaluation (SemEval-2015)*. 486–495.
- Maria Pontiki, Dimitris Galanis, John Pavlopoulos, Harris Papageorgiou, Ion Androutsopoulos, and Suresh Manandhar. 2014. Semeval-2014 task 4: Aspect based sentiment analysis. In *Proceedings of the 8th International Workshop on Semantic Evaluation (SemEval-2014)*. 27–35.
- Dandan Qiao and Huaxia Rui. 2023. Text performance on the vine stage? The effect of incentive on product review text quality. *Information Systems Research* 34, 2 (2023), 676–697.
- Frank Rosner, Alexander Hinneburg, Michael Röder, Martin Nettling, and Andreas Both. 2013. Evaluating topic coherence measures. *NeurIPS Workshop on Topic Models: Computation, Application and Evaluation* (2013).
- Sebastian Ruder, Parsa Ghaffari, and John G Breslin. 2016. INSIGHT-1 at semeval-2016 task 5: Deep Learning for multilingual aspect-based sentiment analysis. In *Proceedings of the 10th International Workshop on Semantic Evaluation (SemEval-2016)*. 330–336.
- Martin Schmitt, Simon Steinheber, Konrad Schreiber, and Benjamin Roth. 2018. Joint aspect and polarity classification for aspect-based sentiment analysis with end-to-end neural networks. In *Proceedings of the 2018 Conference on Empirical Methods in Natural Language Processing*. 1109–1114.
- Kim Schouten and Flavius Frasincar. 2015. Survey on aspect-level sentiment analysis. *IEEE Transactions on Knowledge and Data Engineering* 28, 3 (2015), 813–830.

- Kim Schouten, Flavius Frasincar, and Franciska De Jong. 2014. Commit-plwp3: A co-occurrence based approach to aspect-level sentiment analysis. In *Proceedings of the 8th International Workshop on Semantic Evaluation (SemEval-2014)*. 203–207.
- Vineet K. Sejwal and Muhammad Abulaish. 2022. A hybrid recommendation technique using topic embedding for rating prediction and to handle cold-start problem. *Expert Systems with Applications* 209 (2022), 118307.
- Chi Sun, Xipeng Qiu, Yige Xu, and Xuanjing Huang. 2019. How to fine-tune bert for text classification. In *Chinese Computational Linguistics: 18th China National Conference*. 194–206.
- Ivan Titov and Ryan McDonald. 2008. Modeling online reviews with multi-grain topic models. In *Proceedings of the 17th International Conference on World Wide Web*. 111–120.
- Zhiqiang Toh and Jian Su. 2016. Nlangp at semeval-2016 task 5: Improving aspect based sentiment analysis using neural network features. In *Proceedings of the 10th International Workshop on Semantic Evaluation (SemEval-2016)*. 282–288.
- Stéphan Tulkens and Andreas van Cranenburgh. 2020. Embarrassingly simple unsupervised aspect extraction. In *Proceedings of the 58th Annual Meeting of the Association for Computational Linguistics*. 3182–3187.
- Hongning Wang, Yue Lu, and Chengxiang Zhai. 2010. Latent aspect rating analysis on review text data: a rating regression approach. In *Proceedings of the 16th ACM SIGKDD International Conference on Knowledge Discovery and Data Mining*. 783–792.
- Wen Wang, Mi Zhou, Beibei Li, and Honglei Zhuang. 2025. Predicting instructor performance in online education: An interpretable hierarchical transformer with contextual attention. *Information Systems Research* (2025).
- Chuhan Wu, Fangzhao Wu, Junxin Liu, Yongfeng Huang, and Xing Xie. 2019. Arp: Aspect-aware neural review rating prediction. In *Proceedings of the 28th ACM International Conference on Information and Knowledge Management*. 2169–2172.
- Jiaheng Xie, Xiao Liu, Daniel Dajun Zeng, and Xiao Fang. 2022. Understanding medication nonadherence from social Media: A sentiment-enriched deep learning approach. *MIS Quarterly* 46, 1 (2022).
- Xueke Xu, Songbo Tan, Yue Liu, Xueqi Cheng, and Zheng Lin. 2012. Towards jointly extracting aspects and aspect-specific sentiment knowledge. In *Proceedings of the 21st ACM International Conference on Information and Knowledge Management*. 1895–1899.
- Wei Xue and Tao Li. 2018. Aspect based sentiment analysis with gated convolutional networks. In *Proceedings of the 56th Annual Meeting of the Association for Computational Linguistics (Volume 1: Long Papers)*. 2514–2523.
- Wei Xue, Wubai Zhou, Tao Li, and Qing Wang. 2017. MTNA: A neural multi-task model for aspect category classification and aspect term extraction on restaurant reviews. In *Proceedings of the Eighth International Joint Conference on Natural Language Processing (Volume 2: Short Papers)*. 151–156.
- Wenpeng Yin, Jamaal Hay, and Dan Roth. 2019. Benchmarking zero-shot text classification: Datasets, evaluation and entailment approach. In *2019 Conference on Empirical Methods in Natural Language Processing and 9th International Joint Conference on Natural Language Processing, EMNLP-IJCNLP 2019*. Association for Computational Linguistics, 3914–3923.
- Yichun Yin, Yangqiu Song, and Ming Zhang. 2017. Document-level multi-aspect sentiment classification as machine comprehension. In *Proceedings of the 2017 Conference on Empirical Methods in Natural Language Processing*. 2044–2054.
- Zelin Zhang, Kejia Yang, Jonathan Z Zhang, and Robert W Palmatier. 2023. Uncovering synergy and dysergy in consumer reviews: A machine learning approach. *Management Science* 69, 4 (2023), 2339–2360.
- Wayne Xin Zhao, Jing Jiang, Hongfei Yan, and Xiaoming Li. 2010. Jointly modeling aspects and opinions with a maxent-lda hybrid. In *Proceedings of the 2010 Conference on Empirical Methods in Natural Language Processing*. 56–65.
- Huachi Zhou, Shuang Zhou, Hao Chen, Ninghao Liu, Fan Yang, and Xiao Huang. 2024. Enhancing explainable rating prediction through annotated macro concepts. In *Proceedings of the 62nd Annual Meeting of the Association for Computational Linguistics (Volume 1: Long Papers)*. 11736–11748.
- David Zimbra, Ahmed Abbasi, Daniel Zeng, and Hsinchun Chen. 2018. The state-of-the-art in twitter sentiment analysis: A review and benchmark evaluation. *ACM Transactions on Management Information Systems (TMIS)* 9, 2 (2018).

## A Additional Benchmarking

Tables 11, 12, and 13 present the comprehensive results of our benchmarking. We selected our pipeline models from these benchmarks based on predictive performance and efficiency.

Model	TripDMS			ASAP		
	Accuracy	Params	Train Time	Accuracy	Params	Train Time
DSPN	71.7	109.5M	38.7min	80.8	102.3M	60.5min
BERT-Feat	70.0	109.5M	3.5min	78.6	102.3M	2.1min
BERT-FiT	72.2	109.5M	4.1min	80.7	102.3M	6.4min
BERT-ITPT-FiT	72.9	112.7M	35.3min	81.6	103.5M	38.4min

Table 11: Comprehensive RP results

Model	TripDMS			ASAP		
	Accuracy	Params	Train Time	Accuracy	Params	Train Time
DSPN	50.0	109.5M	38.7min	64.6	102.3M	60.5min
End2end-LSTM	54.7	3.0M	0.2min	58.5	4.3M	0.3min
End2end-CNN	43.4	3.62M	0.2min	45.2	4.9M	0.3min
GCAE	58.0	15.3M	7.6min	74.5	15.3M	6.1min
ACSA-Generation	64.2	225.3M	59.5min	75.9	225.3M	51.3min

Table 12: Comprehensive ACSA results

Model	TripDMS			ASAP		
	F1	Params	Train Time	F1	Params	Train Time
DSPN	92.7	109.5M	38.7min	79.4	102.3M	60.5min
ABAE	91.2	14.8M	36.2min	79.4	14.8M	37.4min
ABAE-BERT	92.7	109.5M	35.2min	79.4	102.3M	54.5min

Table 13: Comprehensive ACD results

## B Word2vec Version of DSPN and ABAE

Module 1 in DSPN implements an enhanced version of ABAE that replaces Word2vec with BERT as the embedding generator and also restricts the aspect matrix dimensions to the number of known aspects in the dataset. Further, it relies on keywords to initialize the aspect embeddings. However, it may be the case that for a new dataset, the number of aspects is not known. In this section, we compare an unsupervised version of DSPN’s Module 1 to ABAE to demonstrate improved semantic coherence by including distant supervision via RP labels. To do so, we replace BERT in Module 1 with Word2vec, so that we can compare learned aspect embeddings with static word embeddings to identify representative words for each topic (He et al., 2017).

Table 14 presents the performance comparison between Word2vec-based DSPN and ABAE in terms of semantic coherence (Mimno et al., 2011; Rosner et al., 2013). Coherence is an automated metric of topic quality based on word co-occurrences that has been shown to correlate with human judgment. Specifically, coherence is defined as:

$$C(T) = \sum_{m=2}^M \sum_{l=1}^{m-1} \log \frac{D(w_m, w_l) + \beta}{D(w_l)} \quad (13)$$

where  $T$  is an ordered list of words for a topic,  $D(w_m, w_l)$  and  $D(w_l)$  are the co-document and document frequency counts, respectively, and  $\beta$  is a smoothing parameter (e.g., 1 or  $\frac{1}{D}$ ). Here, higher values indicate that the extracted aspects have better interpretability. The more coherent the aspects are, the easier it is to explain the aspect. Taking the “Room” aspect in TripDMS as an example (Table 15), the top words in the DSPN aspect appear to be more coherent. Therefore, we believe that incorporating distant supervision leads to more interpretable aspects.

Dataset	Model	Coherence Score
TripDMS	DSPN	<b>-643.3</b>
	ABAE	-651.4
ASAP	DSPN	<b>-740.2</b>
	ABAE	-741.5

Table 14: Coherence scores of DSPN and ABAE with Word2vec as foundation.

Aspect	Model	Words
Room	DSPN	gloomy, damp, veneer, tatty, mildew, furniture, wood
	ABAE	threadbare, expose, grey, sewage, badly, mildew, odour

Table 15: Illustration of semantic coherence.