

Random Function Descent

Felix Benning

University of Mannheim
felix.benning@uni-mannheim.de

Leif Döring

University of Mannheim
leif.doering@uni-mannheim.de

Abstract

While gradient based methods are ubiquitous in machine learning, selecting the right step size often requires “hyperparameter tuning”. This is because backtracking procedures like Armijo’s rule depend on quality evaluations in every step, which are not available in a stochastic context. Since optimization schemes can be motivated using Taylor approximations, we replace the Taylor approximation with the conditional expectation (the best L^2 estimator) and propose “Random Function Descent” (RFD). Under light assumptions common in Bayesian optimization, we prove that RFD is identical to gradient descent, but with calculable step sizes, even in a stochastic context. We beat untuned Adam in synthetic benchmarks. To close the performance gap to tuned Adam, we propose a heuristic extension competitive with tuned Adam.

1 Motivation and related work

The classic problem of optimization in (supervised) machine learning is to minimize the loss

$$\mathcal{L}(w) = \mathbb{E}[\ell(w, (X, Y))] \stackrel{\text{e.g.}}{=} \mathbb{E}[\|f_w(X) - Y\|^2], \quad (1)$$

which is the expectation over randomly sampled data $Z = (X, Y)$ of some sample loss ℓ derived from a model f_w parametrized by $w \in \mathbb{R}^d$ to predict labels Y from inputs X . Since practitioners want to be free to swap in and out models without thinking about the optimizer, machine learning requires black-box optimizers. Global minimization is generally impossible with black-box optimizers due to the curse of dimensionality. So optimization schemes can often be viewed as a variant of Algorithm 1.

Algorithm 1: Optimization by approximation

```

1 while not converged do
2   Choose a local approximation  $\hat{\mathcal{L}}$  for the function  $\mathcal{L}$  around  $w$ ;
3    $w \leftarrow \operatorname{argmin}_w \hat{\mathcal{L}}(w);$  //  $\hat{\mathcal{L}}$  needs to be easy to minimize
4 end
```

An obvious example for this type of scheme is the Newton-Raphson method, which minimizes the second Taylor approximation assuming the approximation is convex. To avoid computing the Hessian and other problems [e.g. 7], first order methods such as gradient descent (GD) are however much more common in machine learning. An insightful way to view the unknown step size of GD is as an artifact of pressing first order methods into Algorithm 1. This view is presented in Example 1.1.

Example 1.1 (Gradient descent). As the second order Taylor approximation results in a reasonable algorithm, one might reach for the first order Taylor approximation to obtain a first order method. To motivate Random Function Descent (RFD) introduced below, we use the following uncommon notation for the first Taylor approximation which highlights its dependency on the loss and its gradient:

$$T[\mathcal{L}(w + \mathbf{d}) | \mathcal{L}(w), \nabla \mathcal{L}(w)] := T_w^1 \mathcal{L}(w + \mathbf{d}) = \mathcal{L}(w) + \langle \nabla \mathcal{L}(w), \mathbf{d} \rangle. \quad (2)$$

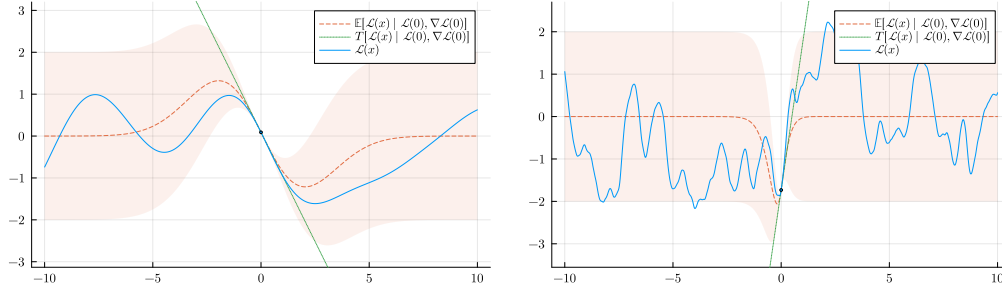


Figure 1: Two Matérn Gaussian random functions (8) (left: $\nu = \infty$, $s = 2$, right: $\nu = 2.4$, $s = 0.5$) The slope changes much more slowly in the smoother function to the left, this is reflected by the conditional expectation reverting much more slowly to the zero mean. The ribbon represents two conditional standard deviations around the conditional expectation (cf. Section 5).

Since the minimum of linear functions is typically at infinity, (2) is unsuitable for Algorithm 1 and needs to be regularized. A common way to do this [e.g. 13] is with L -Lipschitz continuity of $\nabla \mathcal{L}$. Using the fundamental theorem of calculus and the Cauchy-Schwarz inequality this implies

$$\left| \mathcal{L}(w + \mathbf{d}) - T_w^1 \mathcal{L}(w + \mathbf{d}) \right| = \left| \int_0^1 \underbrace{\langle \nabla \mathcal{L}(w + \lambda \mathbf{d}) - \nabla \mathcal{L}(w), \mathbf{d} \rangle}_{\substack{\text{C.S.} \\ \leq \|\nabla \mathcal{L}(w + \lambda \mathbf{d}) - \nabla \mathcal{L}(w)\| \|\mathbf{d}\|}} d\lambda \right| \stackrel{\text{L-Lip.}}{\leq} \frac{L}{2} \|\mathbf{d}\|^2.$$

This Lipschitz assumption therefore results in the following upper bound $\hat{\mathcal{L}}$ on \mathcal{L}

$$\mathcal{L}(w + \mathbf{d}) \leq \hat{\mathcal{L}}(w + \mathbf{d}) := T_w^1 \mathcal{L}(w + \mathbf{d}) + \frac{L}{2} \|\mathbf{d}\|^2.$$

This upper bound $\hat{\mathcal{L}}$ is now suitable for Algorithm 1. The analytical solution to the minimization of $\hat{\mathcal{L}}$ is gradient descent

$$\mathbf{d}^* = -\frac{1}{L} \nabla \mathcal{L}(w) = \underset{\mathbf{d}}{\operatorname{argmin}} \hat{\mathcal{L}}(w + \mathbf{d}).$$

L is generally unknown and needs to be selected. Selecting a large conservative Lipschitz constant L might guarantee progress, but the step size $\frac{1}{L}$ is small and therefore progress will be slow. So it is desirable to find a tight upper bound. However finding the smallest Lipschitz constant for the gradient is equivalent to finding the maximum of the Hessian; this is just another global optimization problem, which means a good optimizer is needed to create a good optimizer.

Adaptive step size procedures like backtracking [e.g. 31] essentially try optimistic step sizes and then check whether enough progress was made by comparing the previous with the next loss. If that is not the case, the step size is reduced and the gradient step is attempted again. This means adaptive step size procedures require full loss evaluations (or at least large batches with low variance) to succeed.

Whenever only sample losses are available, step size selection is typically solved heuristically. Machine learning frameworks provide well-tested defaults which “usually” work well in practice. If those defaults should fail, alternative parameter values are explored, a process commonly referred to as hyperparameter tuning. We highlight “usually” as the colloquial term for “with probability $1 - \epsilon$ ”; i.e. practitioners already assume \mathcal{L} is the realization of a random function. The random function setting we formalize in Section 2 is therefore completely natural.

Figure 1 visualizes the idea behind RFD: If we have to use an approximation, we should use the best (L^2) approximation, which is the conditional expectation. Replacing the Taylor approximation by the conditional expectation yields a much more stable approximation to \mathcal{L} , as the conditional expectation naturally reverts back to the mean far away from known evaluations. So we do not need to modify this approximation for the meta algorithm (Algorithm 1) and use it directly to define RFD.

Definition 1.2 (Random Function Descent). Select w_{n+1} as the minimum of the best (L^2) approximation based on the previous evaluation (including the gradient) only

$$w_{n+1} := \underset{w}{\operatorname{argmin}} \mathbb{E}[\mathcal{L}(w) \mid \mathcal{L}(w_n), \nabla \mathcal{L}(w_n)]. \quad (\text{RFD})$$

While the definition itself is abstract, it turns out that RFD is incredibly explicit and cheap to compute (Theorem 2.1). Since our previous emphasis was on sample losses rather than full loss evaluations, let us briefly define the corresponding (more general) stochastic version.

Definition 1.3 (Stochastic Random Function Descent). We still want to minimize the true loss, but only have sample losses available. So we define

$$w_{n+1} := \operatorname{argmin}_w \mathbb{E}[\mathcal{L}(w) \mid \ell(w_n, Z_n), \nabla \ell(w_n, \tilde{Z}_n)]. \quad (\text{SRFD})$$

1.1 Bayesian optimization

The family of optimization procedures designed to minimize random functions is known as Bayesian optimization [e.g. 18, 30, 11, 2].¹ To pick the next evaluation point w_{n+1} , Bayesian optimization demands maximization of an “acquisition function”. Since RFD maximizes $\mathbb{E}[-\mathcal{L}(w) \mid \mathcal{L}(w_n), \nabla \mathcal{L}(w_n)]$, it can simply be viewed as a new type of acquisition function. For comparison, let us highlight two other common acquisition functions

1. The *expected improvement*

$$\text{EI}(w) := \mathbb{E}[(\hat{\mathcal{L}}_n^* - \mathcal{L}(w))^+ \mid \mathcal{L}(w_1), \dots, \mathcal{L}(w_n)] \quad (3)$$

of possible parameters w , with

$$\hat{\mathcal{L}}_n^* := \min\{\mathcal{L}(w_1), \dots, \mathcal{L}(w_n)\} \quad \text{and} \quad [x]^+ := \max\{x, 0\}.$$

2. Being pressed to choose a minimum after n guesses reasonably results in the choice

$$\hat{w}_n^* := \operatorname{argmin}_w \mathbb{E}[\mathcal{L}(w) \mid \mathcal{L}(w_1), \dots, \mathcal{L}(w_n)].$$

In that case the expected improvement becomes what is called the *knowledge gradient*

$$\text{KG}(w_{n+1}) := \mathbb{E}[\mathcal{L}(\hat{w}_n^*) - \mathcal{L}(\hat{w}_{n+1}^*) \mid \mathcal{L}(w_1), \dots, \mathcal{L}(w_n), w_{n+1}].$$

So far we have presented Bayesian optimization as a strictly zero-order method. Lizotte [21] suggested conditioning on gradients as well and Wu et al. [35] incorporated gradient information into the knowledge gradient to achieve state-of-the-art performance for hyperparameter tuning. Unfortunately, these procedures scale extremely poorly with the dimension d due to their usage of the Cholesky decomposition ($\mathcal{O}(n^3 d^3)$). Padidar et al. [25] attempted to reduce this computational costs with sparsity in a more recent work. This allowed them to perform optimization in 45 dimensions. In general these methods are used, when the input dimension of \mathcal{L} is small and the cost of evaluating \mathcal{L} is extremely expensive. Settings which justify expensive deliberation where to evaluate next; like solving the meta-optimization problem of finding the right hyperparameters.

In comparison to the expected improvement (3), RFD is very basic. We do not even reserve the right to revert back to a previous minimum, so regressions matter as much as improvements. And the expected improvement is already conservative in comparison to the knowledge gradient [11]. While the main advantage for this procedure will be its significantly cheaper computational cost, another advantage of this conservatism is that it is more suited to be adapted to SGD-type algorithms, where we do not know the running minimum.

Our contributions are as follows

1. We provide an abstract definition of RFD as the minimizer of a conditional expectation analogous to the first Taylor approximation and prove it is scale-invariant.
2. We derive an explicit form of RFD for isotropic, Gaussian random functions with constant expectation. The optimal step size is a function of the covariance of the random function. We show that this procedure can be used in a stochastic setting in SGD fashion.
3. We calculate the optimal step size for a selection of important covariance models analytically. Our optimizer has therefore no need for hyperparameter tuning.

¹The term “Gaussian process” is much more common than “Gaussian random function” in Bayesian optimization [e.g. 33]. But it invokes an unhelpful notion of time. Some authors like to use the term “random field” [e.g. 1]. But we feel that the term “random function” [e.g. 22] is most descriptive.

4. We compare RFD to Adam and NAdam on a 1000 dimensional simulated Gaussian random function, explain why *tuned* Adam outperforms RFD and graft the optimal-step size from RFD onto Nesterov’s momentum to obtain random function momentum (RFM*). Without tuning the step size, Adam performs even worse than just RFD. RFM* is still competitive with tuned Adam and NAdam.
5. We provide some extensions beyond the isotropy and Gaussian assumptions and discuss the case of quadratic expectation which results in a regularized descent. We also sketch how to construct an upper bound on \mathcal{L} with probability $1 - \epsilon$ for a more conservative algorithm.

2 Random function descent

Random function setting: We already argued for this setting to be natural for optimal step size selection. In addition the view of \mathcal{L} as a random function was also used by Dauphin et al. [7] in their seminal paper to answer the questions: “Why do first order optimization methods generally outperform second order methods?” and “Why is it sufficient to find a local minimum?” This setting is therefore useful and common (also cf. 1.1 Bayesian optimization).

Defining \mathcal{L} using the unconditional expectation as in (1) does not allow for \mathcal{L} to be random. A viable mathematical model is: Assume data Z is distributed according to μ_θ , where θ is random (it may represent the universe we live in or the problem we picked), i.e.

$$Z = (X, Y) \sim \mu_\theta = \mathbb{P}((X, Y) \in dz \mid \theta).$$

The loss \mathcal{L} then becomes a random function

$$\mathcal{L}(w) = \mathbb{E}_{Z \sim \mu_\theta}[\ell(w, Z)] = \mathbb{E}[\ell(w, Z) \mid \theta].$$

The goal is now to minimize a realization of \mathcal{L} , i.e. find $\min_w \mathcal{L}(w)$.

Assumptions: The explicit form of RFD (Theorem 2.1) requires assumptions common for Bayesian optimization. Some of these assumptions are not necessary and can be relaxed (Theorem C.5).

1. We assume **\mathcal{L} is Gaussian**. It is possible to avoid this assumption, if we are satisfied with the “Best Linear Unbiased Estimator” (BLUE, cf. Section B) in place of the conditional expectation

$$w_{n+1} := \underset{w}{\operatorname{argmin}} \operatorname{BLUE}[\mathcal{L}(w) \mid \mathcal{L}(w_n), \nabla \mathcal{L}(w_n)].$$

In fact the proofs will be based on the BLUE, which simply coincides with the conditional expectation in the Gaussian case (Lemma B.1). To our knowledge, the possibility to avoid the Gaussian assumption is novel in Bayesian optimization.

2. We assume **constant expectation** $\mu = \mathbb{E}[\mathcal{L}(x)]$. We discuss this assumption in Section 4.
3. We assume the **covariance function**

$$\mathcal{C}(x, y) = \operatorname{Cov}(\mathcal{L}(x), \mathcal{L}(y))$$

is isotropic (shift and rotational invariant), i.e. there exists a function C such that $\mathcal{C}(x, y) = C(\|x - y\|^2)$. A generalization to anisotropy is discussed in Remark 2.2. In the Appendix we consider another generalization to rotationally invariant “intrinsically-stationary” random functions (i.e. isotropic increments) for the weaker optimization problem

$$\underset{w}{\operatorname{argmin}} \mathbb{E}[\mathcal{L}(w) - \mathcal{L}(w_n) \mid \nabla \mathcal{L}(w_n)].$$

4. To ensure \mathcal{L} is differentiable, we essentially need C'' to exist.² This assumption is not vital for our results and is merely required for the gradient $\nabla \mathcal{L}(x_n)$ to be a well defined random variable. It might be possible to properly define derivatives of non-differentiable random functions as random variables in the space of distributions, but this is a measure theoretic question far outside the scope of this work.

²Note: this assumption only ensures $\nabla \mathcal{L}$ exists in the L^2 sense. Since non-continuous random functions cause measurability problems, it is common to require C''' to satisfy an additional light regularity condition ensuring $\nabla \mathcal{L}$ is almost-surely well defined and continuous [details in 1, Sec. 1.4.2].

For the sample errors ϵ_0 and ϵ_1 defined by

$$\epsilon_0 = \ell(w, Z) - \mathcal{L}(w) \quad \text{and} \quad \epsilon_1 = \nabla \ell(w, \tilde{Z}) - \nabla \mathcal{L}(w),$$

we assume zero mean, independence from \mathcal{L} and of each other, and the entries of ϵ_1 to be iid, i.e. $\mathbb{E}[\epsilon_1 \epsilon_1^T] = \sigma^2 \mathbb{I}$.

2.1 Explicit (S)RFD

Since the abstract form of SRFD is not particularly useful for the practitioner, the goal of this section is to find an explicit form. Theorem 2.1 provides two main insights: First, the step direction (4) of RFD is given by the gradient. Therefore (S)RFD is simply (stochastic) gradient descent. Secondly, the optimal step size η^* is the result of an abstract 1-dimensional minimization problem involving the covariance function and a simple real parameter ξ . In Section 2.2 we show, that this minimization problem can be solved analytically for common covariance functions, resulting in explicit step sizes.

Theorem 2.1 (Explicit RFD). *Under the assumptions stated above, (S)RDF is simply (S)GD, but with optimal step size*

$$\eta^* := \eta^*(\xi) := \operatorname{argmin}_{\eta} \frac{C(\eta^2)}{C(0)} \xi - \eta \frac{C'(\eta^2)}{C'(0)}$$

using parameter

$$\xi = \underbrace{\frac{C(0)}{C(0) + \mathbb{E}[\epsilon_0^2]} \frac{\sigma^2 - C'(0)}{-C'(0)}}_{\text{const.}} \frac{\ell(w, Z) - \mu}{\|\nabla \ell(w, \tilde{Z})\|}.$$

More precisely, SGD with step size η^* minimizes the conditional expectation in SRFD, i.e.

$$\operatorname{argmin}_{\mathbf{d}} \mathbb{E}[\mathcal{L}(w + \mathbf{d}) \mid \ell(w, Z), \nabla \ell(w, \tilde{Z})] = - \frac{\eta^*}{\|\nabla \ell(w, Z)\|} \nabla \ell(w, Z). \quad (4)$$

Remark 2.2 (Anisotropy). In the general Theorem C.5, we also allow for anisotropic covariance functions of the form

$$\mathcal{C}(x, y) = C(\|x - y\|_A^2), \quad (5)$$

where the norm $\|\cdot\|_A$ is induced by $\langle x, y \rangle_A = \langle x, Ay \rangle$. In this case, the descent direction is modified to be an expensive Newton-like step

$$A^{-1} \nabla \ell(w, \tilde{Z}). \quad (6)$$

A first insight from this initial inspection of the isotropy assumption is, that it is closely linked to the usage of gradient descent. As soon as the assumption turns out to be wrong, the gradient direction is no longer optimal. And while it might have appeared that RFD was elementary compared to established Bayesian optimization methods, we now see that it is still at least as sophisticated as gradient descent – in fact, it is gradient descent under the isotropy assumption.

Remark 2.3. Since $\eta^*(\xi)$ is generally increasing in ξ to facilitate a step size decrease when approaching minima, larger than average $\ell(w, Z)$ result in larger steps than below average sample losses. To avoid this bias it might be beneficial to use a moving average for ξ . Research into multi step procedures that condition on more than the previous evaluation will likely provide more insight in the future.

2.2 The optimal step size

To calculate the optimal step size, the covariance function is required. There are only a handful of covariance functions that typically appear in practical applications [33, ch. 4] and for the most important, continuously differentiable ones, the optimal step sizes can be calculated explicitly. Details are in Appendix D, an overview is presented in Table 1. Note that the squared exponential covariance model

$$\mathcal{C}(x, y) = \sigma^2 \exp\left(-\frac{\|x - y\|^2}{2s}\right) \quad (7)$$

is both the limit of the Matérn model

$$\mathcal{C}(x, y) = \sigma^2 \frac{2^{1-\nu}}{\Gamma(\nu)} \left(\frac{\sqrt{2\nu} \|x - y\|}{s} \right)^\nu K_\nu\left(\frac{\sqrt{2\nu} \|x - y\|}{s} \right) \quad s > 0, \nu \geq 0 \quad (8)$$

Table 1: Optimal step size

Model		Optimal step size η^*	
		General case	$\ell(w, Z) = \mu$
Matérn	ν		
	$3/2$	$\frac{s}{\sqrt{3}} \frac{1}{(1 - \frac{\sqrt{3}}{s}\xi)}$	$\approx 0.58s$
	$5/2$	$\frac{s}{2\sqrt{5}} \left(1 + \sqrt{1 + \frac{4}{1 - \frac{\sqrt{5}}{3s}\xi}} \right)$	$\approx 0.72s$
Squared-exponential	∞	$\xi/2 + \sqrt{(\xi/2)^2 + s^2}$	s
Rational quadratic	β	$s\sqrt{\beta} \text{Root}_{\eta} \left(1 + \frac{\sqrt{\beta}\xi}{s}\eta - (1 + \beta)\eta^2 + \frac{\sqrt{\beta}\xi}{s}\eta^3 \right)$	$s\sqrt{\frac{\beta}{1+\beta}}$

for $\nu \rightarrow \infty$ (the random functions induced by the Matérn model are a.s. $\lfloor \nu \rfloor$ -times differentiable), and the limit of the rational quadratic

$$\mathcal{C}(x, y) = \sigma^2 \left(1 + \frac{\|x - y\|^2}{\beta s^2} \right)^{-\beta/2} \quad \beta > 0$$

for $\beta \rightarrow \infty$. This fact is reflected in the optimal step sizes of Table 1.

2.3 Advantages over other derivations of gradient descent

The clear advantage of RFD are the explicit step sizes for many settings, a challenge that typically needs to be addressed with hyperparameter tuning methods. Additionally, in contrast to most schemes, RFD is a scale invariant optimization scheme, an unusual but enormously practical property. This means scaling input or outputs by a constant (such as changing units such as the currency) does not impact the optimal step-sizes. While conventional schemes (such as GD, momentum and heuristics built on them), which rely on Lipschitz constants, are susceptible to scaling (cf. Figure 2).

Proposition 2.4 (Scale invariance). *SRFD is scale invariant with regard to*

1. *affine linear scaling of the loss ℓ ,*
2. *bijections on parameter inputs w .*

Proof. The claim about scaling of the loss follows immediately from the definition of RFD and linearity of the conditional expectation. For the scaling of inputs, let f be a bijection and $(x_n)_{n \in \mathbb{N}}$ the sequence of weights generated by RFD on $\mathcal{L} \circ f$, and $(y_n)_{n \in \mathbb{N}}$ generated by RFD on \mathcal{L} . Then by induction we have $f(x_n) = y_n$ with induction step

$$\underbrace{\operatorname{argmin}_{x \in M} \mathbb{E}[\mathcal{L}(f(x)) \mid \mathcal{L}(f(x_n)), \nabla \mathcal{L}(f(x_n))]}_{=x_{n+1}} = f^{-1} \left(\underbrace{\operatorname{argmin}_{y \in f(M)} \mathbb{E}[\mathcal{L}(y) \mid \mathcal{L}(y_n), \nabla \mathcal{L}(y_n)]}_{=y_{n+1}} \right).$$

The same proof works for SRFD with sample loss ℓ only with more notation. \square

3 Momentum

While the first step of RFD is optimal as it minimizes the conditional expectation, it is not necessarily optimal for multiple steps. In ill-conditioned problems, where the loss function forms a narrow ravine, gradient methods are known to converge slowly. As can be seen in Figure 2 RFD exhibits the symptoms of an ill-conditioned problem. Grafting RFD step sizes onto deterministic momentum, we achieve competitive results without the need for hyperparameter tuning (Figure 2).

While classic (heavy-ball) momentum [26] (HBM) attains optimal convergence speed on quadratic functions,³ it can fail to converge on more general functions [20, Sec 4.6]. So we choose Nesterov's

³In the set of algorithms which select w_{n+1} from the linear hull of gradients $\nabla \mathcal{L}(w_0), \dots, \nabla \mathcal{L}(w_n)$ [14, 24, Sec 2.1.4].

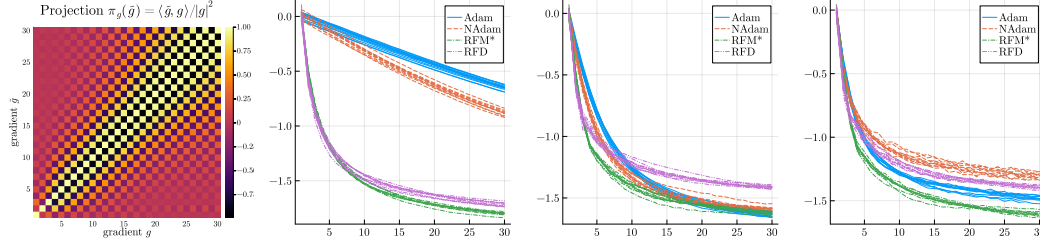


Figure 2: 30 steps of RFD on a 1000-dimensional Gaussian random function with squared exponential covariance (7). Left: Projecting these gradients onto each other measures the similarity of their direction. This “similarity score” is plotted as a heat-map ($s = 0.05$). The checkerboard pattern suggests gradients zig-zag on this random function (a characteristic of narrow ravines – high condition numbers). While this is only a single realization, the pattern is always visible no matter the random seed. The remaining figures plot $(n, \mathcal{L}(w_n))$ for w_n generated by different algorithms. Length scales of (7) left to right: $s = 1$, $s = 0.1$ and $s = 0.05$. As Adam [17] and NAdam [9] are not scale invariant, this is equivalent to tuning their step size. RFD and RFM* remain invariant.

momentum, which breaks apart the two updates to the parameters w_n of HBM. It first applies momentum to obtain an intermediate point y_{n+1} , then evaluates the gradient at this intermediate point y_{n+1} instead of w_n

$$y_{n+1} = w_n + \beta_n(w_n - w_{n-1}) \quad \text{and} \quad w_{n+1} = y_{n+1} - \eta_n \nabla \mathcal{L}(y_{n+1}).$$

This procedure is guaranteed to converge on convex functions with L -Lipschitz gradient with optimal rate $\mathcal{O}(1/n)$ for certain selections of β_n, η_n [24]. Since optimization on a random function will eventually enter a convex area, this is a plausible assumption for the asymptotic behavior. We take inspiration from the conservative infinite condition case without strong convexity ($\mu = 0$). The recursion for β_n from the Constant Step Scheme II [24, p. 93] is then well approximated by

$$\eta_n = \frac{1}{L} \quad \text{and} \quad \beta_n = \frac{n-1}{n+2}.$$

Since β_n is explicit here, only a step size η_n is required to define random function momentum. Inspired by the optimal step size of gradient descent in the strongly convex case [14]

$$\eta_n = \frac{2}{L+\mu} \stackrel{\mu=0}{=} \frac{2}{L},$$

and Example 1.1 we halved the step size suggested by RFD, which results in the performance improvement we call RFM* (Figure 2). The * emphasizes the educated guess involved.

4 Quadratic expectation

In this section we want to discuss the constant expectation assumption. In principle, any expectation function $m_{\mathcal{L}}$ is possible. Separating \mathcal{L} into mean and centered random function $\bar{\mathcal{L}} = \mathcal{L} - m_{\mathcal{L}}$, allows us to rewrite the minimization problem of RFD into

$$\min_y \mathbb{E}[\mathcal{L}(y) \mid \mathcal{L}(x), \nabla \mathcal{L}(x)] = \min_y m_{\mathcal{L}}(y) + \mathbb{E}[\bar{\mathcal{L}}(y) \mid \bar{\mathcal{L}}(x), \nabla \bar{\mathcal{L}}(x)].$$

In this paper we essentially discuss minimization of the second summand. The mean can act as a regularizer. In a linear model for example, the expectation turns out to be quadratic (Section 4.1). This represents L^2 -regularization, which adds quadratic regularization to \mathcal{L} , i.e.

$$f(w) = \mathcal{L}(w) + \rho \|w\|^2 \quad \text{and thus} \quad \nabla f(w) = \nabla \mathcal{L}(w) + 2\rho w.$$

While a heuristic motivation of the L^2 -regularization result in the hyperparameter ρ without interpretation, a quadratic expectation function is very interpretable.

If the expectation of \mathcal{L} is estimated in the model selection process, Theorem 4.1 explains how RFD then selects the correct L^2 -regularization parameter ρ automatically and therefore provides a theoretical foundation for this heuristic. In this theorem $g(\eta)$ takes the place of ∇f .

Theorem 4.1 (Regularized RFD). *For an **isotropic** random function \mathcal{L} with expectation*

$$\mathbb{E}[\mathcal{L}(w)] = \sigma^2 \|w\|^2 + \mu,$$

the regularized gradient (a convex combination of $\nabla \mathcal{L}(w)$ and the expected gradient)

$$g(\eta) := \frac{C'(\eta^2)}{C'(0)} \nabla \mathcal{L}(w) + \left(1 - \frac{C'(\eta^2)}{C'(0)}\right) \underbrace{\nabla \mathbb{E}[\mathcal{L}(w)]}_{=2\sigma^2 w}$$

is the result of RFD

$$\mathbf{d}(\hat{\eta}) = -\frac{\hat{\eta}}{\|g(\hat{\eta})\|} g(\hat{\eta}) = \underset{\mathbf{d}}{\operatorname{argmin}} \mathbb{E}[\mathcal{L}(w + \mathbf{d}) \mid \mathcal{L}(w), \nabla \mathcal{L}(w)] \quad (9)$$

with optimal step size

$$\hat{\eta} = \underset{\eta}{\operatorname{argmin}} \sigma^2 \eta^2 + \frac{C(\eta^2)}{C(0)} (\mathcal{L}(w) - m_{\mathcal{L}}(w)) - \eta \|g(\eta)\|.$$

Remark 4.2. Note that both $\nabla \mathcal{L}$ and $\nabla m_{\mathcal{L}}$ are scaled in $g(\eta)$. So $g(\eta)$ can only be equal to ∇f up to a constant. But this constant is removed in (9) due to normalization.

Remark 4.3. An anisotropic mean (in the sense of Remark 2.2) would similarly result in Tikhonov regularization.

A very salient feature of the quadratic mean is its unboundedness towards infinity. Neuronal networks with bounded activation functions and bounded data result in a bounded loss, constant expectation is therefore a more plausible assumption in this case.

4.1 A Linear model

In this section we consider a linear model with model and loss

$$f(w, x) = w^T x \quad \text{and} \quad \mathcal{L}(w) = \mathbb{E}[(Y - f(w, X))^2 \mid \theta],$$

where labels and inputs are defined as

$$Y = \frac{\sigma}{\sqrt{m}} \theta_1^T X + \sigma_{\epsilon} \epsilon \in \mathbb{R} \quad \text{and} \quad X = \theta_2 \xi \in \mathbb{R}^d.$$

We assume the random “real parameters” $\theta = (\theta_1, \theta_2) \in \mathbb{R}^d \times \mathbb{R}^{d \times m}$ and the other sources of randomness $\xi \in \mathbb{R}^m$ and $\epsilon \in \mathbb{R}$ are all uncorrelated and centered with uncorrelated entries of unit variance. Finally σ and σ_{ϵ} are both positive real numbers.

Proposition 4.4 (Explicit loss in the linear model). *For the linear model above, we get an explicit form for the loss*

$$\mathcal{L}(w) = \frac{\sigma^2}{m} (\theta_1 - w)^T \theta_2 \theta_2^T (\theta_1 - w) + \sigma_{\epsilon}^2,$$

and it is possible to calculate its expectation, which turns out to be quadratic

$$\mathbb{E}[\mathcal{L}(w)] = \sigma^2 \|w\|^2 + \underbrace{\sigma^2 \mathbb{E}[\|\theta_1\|^2]}_{=: \mu} + \sigma_{\epsilon}^2.$$

More details and some generalizations can be found in Appendix E.

5 Conservative RFD

In Example 1.1 an upper bound was used as the approximation of Algorithm 1. An improvement on this upper bound therefore guarantees an improvement of the loss. This guarantee was lost using the conditional expectation. It is therefore natural to ask for an equivalent upper bound. In a random setting this can only be the top of an $(1 - \epsilon)$ confidence interval. Since the conditional variance

$$\operatorname{Var}(\mathcal{L}(w + \mathbf{d}) \mid \ell(w, Z), \nabla \ell(w, \tilde{Z})) = C(0) - \frac{C(\|\mathbf{d}\|^2)^2}{C(0) + \mathbb{E}[\epsilon_0^2]} - 2 \frac{C'(\|\mathbf{d}\|^2)^2}{-C'(0) + \sigma^2} \|\mathbf{d}\|^2$$

is rotation invariant (i.e. depends only on $\|\mathbf{d}\|$), we can denote the multiple of the conditional standard deviation which ensures an $(1 - \epsilon)$ -confidence bound by $\sigma_{\epsilon}(\|\mathbf{d}\|)$ (cf. Figure 1). An upper bound on $\mathcal{L}(w + \mathbf{d})$ with probability $1 - \epsilon$ is therefore given by

$$\hat{\mathcal{L}}(w + \mathbf{d}) := \mathbb{E}[\mathcal{L}(w + \mathbf{d}) \mid \ell(w, Z), \nabla \ell(w, \tilde{Z})] + \sigma_{\epsilon}(\|\mathbf{d}\|).$$

Minimizing $\hat{\mathcal{L}}$ then results in gradient descent with optimal step size

$$\eta^* = \operatorname{argmin}_{\eta} \frac{C(\eta^2)}{C(0) + \mathbb{E}[\epsilon_0^2]} (\ell(w, Z) - \mu) - \eta \frac{-C'(\eta^2)}{\sigma^2 - C'(0)} \|\nabla \ell(w, \tilde{Z})\| + \sigma_{\epsilon}(\eta).$$

Taking multiple steps should have an averaging effect on the approximation error, so we expect faster convergence with a risk neutral minimization of the conditional expectation. For risk sensitive applications on the other hand, this would be an interesting research direction. More details in G.

6 Simulation of random functions as a synthetic benchmarks

Random functions can act as an infinite source of synthetic high-dimensional benchmarks for optimizers. Since the loss iterates have already very little variance over multiple optimization attempts in moderately high dimension ($d = 1000$), it is easy to compare optimizer performance.

To allow for *incremental* evaluations of a *differentiable* Gaussian random function, we implemented a new library based on an incremental Cholesky decomposition of the covariance matrix in Julia [3]. The Pluto.jl notebook used to benchmark optimizers can be found in the same repository (github.com/FelixBenning/IncrementalGRF.jl). The FluxML package [16] was used for the implementations of Adam [17] and NAdam [9] and their default hyperparameters.

Since the simulation of random functions using the Cholesky decomposition has cost $\mathcal{O}(d^3n^3)$, this is the only bottleneck for testing RFD in larger dimensions. RFD itself is as cheap as gradient descent.

7 Conclusion and future work

In a not-so far future hyperparameters might be eliminated with the following steps:

1. **Estimate the covariance structure \mathcal{C} from evaluations.** This is also known as model selection [e.g. 33, ch. 5]. Since Bayesian optimization was unconcerned with high dimensional problems so far, there are a few challenges that need to be addressed first. These start right at the beginning with the data collection. For example Muller [23, ch. 4] suggests collecting data on a grid, but that is infeasible in high-dimension. Selecting points (iid) randomly on the other hand causes all points to be of similar distance due to the law of large numbers. Without a variety of distances however, covariance estimators are not stable. We plan to address these challenges in an upcoming work and finally apply RFD to real datasets. An interesting future research direction could also be to extend existing results about covariance functions of neural networks [32, 6, 19] to obtain the covariance structure of the induced losses directly.
2. **Use optimizers which take steps informed by \mathcal{C} eliminating the need for hyperparameters.** RDF is a first step towards this goal, but a closer look at multi-step procedures will likely improve performance judging by the benefit of RFM* over RFD.
3. **Use distributional knowledge about minima on random functions to decide when to stop optimization.** It might be possible to calculate the distribution of minima of random functions explicitly [4, 12, 8]. Once that is accomplished it would be possible to estimate the potential gains of further optimization.

Understanding adaptive methods: Adaptive optimization methods [e.g. 10, 15, 36, 9], in particular Adam [17] introduce step sizes for each coordinate. They heuristically reduce step sizes in directions with high variance. While these methods seem to be very successful in practice, there is little theoretical foundation for their success. As they are still covered by the lower bounds mentioned before [14], they can not converge faster than Nesterov momentum in the set of L -smooth, convex functions. At the same time counterexamples have been constructed, where adaptive methods do not converge at all [34, 27]. Empirical benchmarks remain inconclusive [29]. Since it is provably impossible to improve the rates of Nesterov momentum in the convex case [14, 24], we hope that further research into optimization on random functions will finally provide a theoretical foundation for the success of adaptive methods.

References

- [1] Robert J. Adler and Jonathan E. Taylor. *Random Fields and Geometry*. Springer Monographs in Mathematics. New York, NY: Springer New York, 2007. ISBN: 978-0-387-48112-8. DOI: [10.1007/978-0-387-48116-6](https://doi.org/10.1007/978-0-387-48116-6).
- [2] Apoorv Agnihotri and Nipun Batra. “Exploring Bayesian Optimization”. In: *Distill* 5.5 (2020-05-05), e26. ISSN: 2476-0757. DOI: [10.23915/distill.00026](https://doi.org/10.23915/distill.00026). (Visited on 2023-04-10).
- [3] Jeff Bezanson et al. “Julia: A Fresh Approach to Numerical Computing”. In: *SIAM Review* 59.1 (2017-01-01), pp. 65–98. ISSN: 0036-1445. DOI: [10.1137/141000671](https://doi.org/10.1137/141000671).
- [4] Alan J. Bray and David S. Dean. “The Statistics of Critical Points of Gaussian Fields on Large-Dimensional Spaces”. In: *Physical Review Letters* 98.15 (2007-04-10). ISSN: 0031-9007, 1079-7114. DOI: [10.1103/PhysRevLett.98.150201](https://doi.org/10.1103/PhysRevLett.98.150201). arXiv: [cond-mat/0611023](https://arxiv.org/abs/cond-mat/0611023).
- [5] Steve Cheng. *Differentiation under the Integral Sign*. 2013-03-22. URL: <https://planetmath.org/differentiationundertheintegralsign> (visited on 2022-12-20).
- [6] Youngmin Cho and Lawrence Saul. “Kernel Methods for Deep Learning”. In: *Advances in Neural Information Processing Systems*. Vol. 22. Curran Associates, Inc., 2009. URL: <https://proceedings.neurips.cc/paper/2009/hash/5751ec3e9a4feab575962e78e006250d-Abstract.html> (visited on 2023-04-03).
- [7] Yann N Dauphin et al. “Identifying and Attacking the Saddle Point Problem in High-Dimensional Non-Convex Optimization”. In: *Advances in Neural Information Processing Systems*. Vol. 27. Curran Associates, Inc., 2014. URL: <https://proceedings.neurips.cc/paper/2014/hash/17e23e50bedc63b4095e3d8204ce063b-Abstract.html> (visited on 2022-06-10).
- [8] David S. Dean and Satya N. Majumdar. “Extreme Value Statistics of Eigenvalues of Gaussian Random Matrices”. In: *Physical Review E* 77.4 (2008-04-10), p. 041108. DOI: [10.1103/PhysRevE.77.041108](https://doi.org/10.1103/PhysRevE.77.041108). (Visited on 2023-01-13).
- [9] Timothy Dozat. “Incorporating Nesterov Momentum into Adam”. In: *Proceedings of the 4th International Conference on Learning Representations*. ICLR. San Juan, 2016-02-18. URL: <https://openreview.net/forum?id=OM0jvwB8jIp57ZJjtNEZ> (visited on 2021-11-16).
- [10] John Duchi, Elad Hazan, and Yoram Singer. “Adaptive Subgradient Methods for Online Learning and Stochastic Optimization”. In: *The Journal of Machine Learning Research* 12 (2011-07-01), pp. 2121–2159. ISSN: 1532-4435.
- [11] Peter I. Frazier. “Bayesian Optimization”. In: *Recent Advances in Optimization and Modeling of Contemporary Problems*. INFORMS TutORials in Operations Research. INFORMS, 2018-10, pp. 255–278. ISBN: 978-0-9906153-2-3. DOI: [10.1287/educ.2018.0188](https://doi.org/10.1287/educ.2018.0188). arXiv: [1807.02811](https://arxiv.org/abs/1807.02811) [cs, math, stat].
- [12] Yan V. Fyodorov. “High-Dimensional Random Fields and Random Matrix Theory”. 2013-11-18. arXiv: [1307.2379](https://arxiv.org/abs/1307.2379) [cond-mat, physics:math-ph]. URL: <http://arxiv.org/abs/1307.2379> (visited on 2022-04-12).
- [13] Guillaume Garrigos and Robert M. Gower. *Handbook of Convergence Theorems for (Stochastic) Gradient Methods*. 2023-02-17. DOI: [10.48550/arXiv.2301.11235](https://doi.org/10.48550/arXiv.2301.11235). arXiv: [2301.11235](https://arxiv.org/abs/2301.11235) [math]. (Visited on 2023-03-27). preprint.
- [14] Gabriel Goh. “Why Momentum Really Works”. In: *Distill* (2017-04-04). DOI: [10.23915/distill.00006](https://doi.org/10.23915/distill.00006). (Visited on 2021-06-19).
- [15] Geoffrey Hinton. “Neural Networks for Machine Learning”. Massive Open Online Course (Coursera). 2012. URL: https://www.cs.toronto.edu/~hinton/coursera_lectures.html (visited on 2021-11-16).
- [16] Michael Innes et al. “Fashionable Modelling with Flux”. In: *CoRR* abs/1811.01457 (2018). arXiv: [1811.01457](https://arxiv.org/abs/1811.01457). URL: <https://arxiv.org/abs/1811.01457>.
- [17] Diederik P. Kingma and Jimmy Ba. “Adam: A Method for Stochastic Optimization”. In: *Proceedings of the 3rd International Conference on Learning Representations*. ICLR. San Diego, 2015. arXiv: [1412.6980](https://arxiv.org/abs/1412.6980). URL: <http://arxiv.org/abs/1412.6980>.
- [18] H. J. Kushner. “A New Method of Locating the Maximum Point of an Arbitrary Multippeak Curve in the Presence of Noise”. In: *Journal of Basic Engineering* 86.1 (1964-03-01), pp. 97–106. ISSN: 0021-9223. DOI: [10.1115/1.3653121](https://doi.org/10.1115/1.3653121). (Visited on 2023-03-31).

- [19] Jaehoon Lee et al. “Deep Neural Networks as Gaussian Processes”. In: International Conference on Learning Representations. Vancouver, Canada, 2018. arXiv: [1711.00165 \[stat.ML\]](https://arxiv.org/abs/1711.00165). URL: <https://openreview.net/forum?id=B1EA-M-OZ> (visited on 2023-04-03).
- [20] Laurent Lessard, Benjamin Recht, and Andrew Packard. “Analysis and Design of Optimization Algorithms via Integral Quadratic Constraints”. In: *SIAM Journal on Optimization* 26.1 (2016-01-01), pp. 57–95. ISSN: 1052-6234. DOI: [10.1137/15M1009597](https://doi.org/10.1137/15M1009597). (Visited on 2021-08-11).
- [21] Daniel James Lizotte. “Practical Bayesian Optimization”. PhD thesis. Alberta, Canada: University of Alberta, 2008. 168 pp.
- [22] G. Matheron. “The Intrinsic Random Functions and Their Applications”. In: *Advances in Applied Probability* 5.3 (1973-12), pp. 439–468. ISSN: 0001-8678, 1475-6064. DOI: [10.2307/1425829](https://doi.org/10.2307/1425829). (Visited on 2023-04-18).
- [23] Werner Muller. *Collecting Spatial Data: Optimum Design of Experiments for Random Fields*. 3. Aufl., Third Revised and Extended Edition. Berlin, Heidelberg: Springer-Verlag, 2007. ISBN: 978-3-540-31174-4. DOI: [10.1007/978-3-540-31175-1](https://doi.org/10.1007/978-3-540-31175-1).
- [24] Yurii Evgen’evič Nesterov. *Lectures on Convex Optimization*. Second edition. Springer Optimization and Its Applications; Volume 137. Cham: Springer, 2018. ISBN: 978-3-319-91578-4. DOI: [10.1007/978-3-319-91578-4](https://doi.org/10.1007/978-3-319-91578-4).
- [25] Misha Padidar et al. “Scaling Gaussian Processes with Derivative Information Using Variational Inference”. In: *Advances in Neural Information Processing Systems*. Vol. 34. Curran Associates, Inc., 2021, pp. 6442–6453. URL: <https://proceedings.neurips.cc/paper/2021/hash/32bbf7b2bc4ed14eb1e9c2580056a989-Abstract.html> (visited on 2023-03-31).
- [26] Boris T. Polyak. “Some Methods of Speeding up the Convergence of Iteration Methods”. In: *USSR Computational Mathematics and Mathematical Physics* 4.5 (1964-01-01), pp. 1–17. ISSN: 0041-5553. DOI: [10.1016/0041-5553\(64\)90137-5](https://doi.org/10.1016/0041-5553(64)90137-5). (Visited on 2021-05-27).
- [27] Sashank J. Reddi, Satyen Kale, and Sanjiv Kumar. “On the Convergence of Adam and Beyond”. In: 6th International Conference on Learning Representations. Vancouver, Canada, 2018. arXiv: [1904.09237](https://arxiv.org/abs/1904.09237).
- [28] Martin Schlather and Olga Moreva. “A Parametric Model Bridging between Bounded and Unbounded Variograms”. In: *Stat* 6.1 (2017), pp. 47–52. ISSN: 2049-1573. DOI: [10.1002/sta4.134](https://doi.org/10.1002/sta4.134).
- [29] Robin M. Schmidt, Frank Schneider, and Philipp Hennig. “Descending through a Crowded Valley - Benchmarking Deep Learning Optimizers”. In: *Proceedings of the 38th International Conference on Machine Learning*. International Conference on Machine Learning. PMLR, 2021-07-01, pp. 9367–9376. arXiv: [2007.01547](https://arxiv.org/abs/2007.01547). URL: <https://proceedings.mlr.press/v139/schmidt21a.html> (visited on 2023-03-23).
- [30] Bobak Shahriari et al. “Taking the Human Out of the Loop: A Review of Bayesian Optimization”. In: *Proceedings of the IEEE* 104.1 (2016-01), pp. 148–175. ISSN: 1558-2256. DOI: [10.1109/JPROC.2015.2494218](https://doi.org/10.1109/JPROC.2015.2494218).
- [31] Tuyen Trung Truong and Tuan Hang Nguyen. “Backtracking Gradient Descent Method for General C^1 Functions, with Applications to Deep Learning”. 2019-04-04. arXiv: [1808.05160 \[cs, math, stat\]](https://arxiv.org/abs/1808.05160). URL: <http://arxiv.org/abs/1808.05160> (visited on 2021-09-27).
- [32] Christopher Williams. “Computing with Infinite Networks”. In: *Advances in Neural Information Processing Systems*. Vol. 9. MIT Press, 1996. URL: <https://proceedings.neurips.cc/paper/1996/hash/ae5e3ce40e0404a45ecacaaf05e5f735-Abstract.html> (visited on 2022-12-01).
- [33] Christopher K.I. Williams and Carl Edward Rasmussen. *Gaussian Processes for Machine Learning*. 2nd ed. Adaptive Computation and Machine Learning 3. MIT press Cambridge, MA, 2006. 248 pp. ISBN: 0-262-18253-X. URL: <http://gaussianprocess.org/gpml/chapters/RW.pdf> (visited on 2023-04-06).
- [34] Ashia C Wilson et al. “The Marginal Value of Adaptive Gradient Methods in Machine Learning”. In: *Advances in Neural Information Processing Systems*. Vol. 30. Curran Associates, Inc., 2017. arXiv: [1705.08292](https://arxiv.org/abs/1705.08292). URL: <https://proceedings.neurips.cc/paper/2017/hash/81b3833e2504647f9d794f7d7b9bf341-Abstract.html> (visited on 2023-03-23).
- [35] Jian Wu et al. “Bayesian Optimization with Gradients”. In: *Advances in Neural Information Processing Systems*. Vol. 30. Curran Associates, Inc., 2017. URL: <https://proceedings.neurips.cc/paper/2017/hash/64a08e5f1e6c39faeb90108c430eb120-Abstract.html> (visited on 2022-06-02).

[36] Matthew D. Zeiler. “ADADELTA: An Adaptive Learning Rate Method”. 2012-12-22. arXiv: [1212.5701 \[cs\]](#).

A Random functions

Definition A.1 (Random function). A family of random variables $(Z(x))_{x \in \mathbb{R}^d}$ is a *random function* over \mathbb{R}^d .

Definition A.2 (Strict stationarity). A random function Z is called (*strictly*) *stationary* if it is invariant to shifts in distribution, i.e.

$$(Z(x_1), \dots, Z(x_k)) \stackrel{d}{=} (Z(x_1 + \mathbf{d}), \dots, Z(x_k + \mathbf{d})) \quad \forall \mathbf{d} \in \mathbb{R}^d.$$

Definition A.3 (Covariance function). The covariance function of a random function Z is defined as

$$\mathcal{C}(x, y) := \text{Cov}(Z(x), Z(y)). \quad (10)$$

Definition A.4 (Weak stationarity). A random function Z is called (*weakly*) *stationary*, if for all $x, y \in \mathbb{R}^d$

$$\mathcal{C}(x, y) = \mathcal{C}(x - y)$$

and $\mathbb{E}[Z(x)] = \mu$ for a fixed $\mu \in \mathbb{R}^d$.

Remark A.5. Strictly stationary implies weakly stationary. The definitions coincide for Gaussian random variables. Throughout this paper we use “stationary” for “weakly stationary”.

Definition A.6 (Isotropy). A stationary random function Z is called *isotropic* if the covariance is also rotation invariant, i.e.

$$\mathcal{C}(x, y) = \mathcal{C}(x - y) = C(\|x - y\|^2).$$

Definition A.7 (Intrinsic stationarity). A random function Z , for which its increments

$$Z_{\mathbf{d}}(x) := Z(x + \mathbf{d}) - Z(x)$$

are stationary for every \mathbf{d} , is called *intrinsically stationary* if its mean is continuous. For any intrinsically stationary random function, the (*centred*) *variogram* is defined as

$$\gamma(\mathbf{d}) = \frac{1}{2} \text{Var}(Z_{\mathbf{d}}(x)),$$

which is independent of x due to stationarity of $Z_{\mathbf{d}}$. For the uncentered variogram use uncentered second moments instead of the variance.

Lemma A.8 (Intrinsically stationary mean). *An intrinsically stationary random function Z has mean*

$$\mathbb{E}[Z(x)] = \underbrace{\mathbb{E}[Z(0)]}_{\mu_0} + \langle \mu_{\nabla}, x \rangle$$

for some $\mu_{\nabla} \in \mathbb{R}^d$. If Z is differentiable, we therefore have

$$\mathbb{E}[\nabla Z(x)] = \nabla \mathbb{E}[Z(x)] = \mu_{\nabla}.$$

Proof. As $Z_{\mathbf{d}}$ is stationary,

$$\mu(\mathbf{d}) := \mathbb{E}[Z_{\mathbf{d}}(x)] = \mathbb{E}[Z(x + \mathbf{d}) - Z(x)]$$

is well defined. We therefore have

$$\mathbb{E}[Z(\mathbf{d})] = \mathbb{E}[Z(0)] + \mu(\mathbf{d}),$$

so if we can prove μ is linear we are done. Additivity is easy

$$\mu(\mathbf{d}_1 + \mathbf{d}_2) = \underbrace{\mathbb{E}[Z(x + \mathbf{d}_1 + \mathbf{d}_2) - Z(x + \mathbf{d}_1)]}_{=\mu(\mathbf{d}_2)} + \underbrace{\mathbb{E}[Z(x + \mathbf{d}_1) - Z(x)]}_{\mu(\mathbf{d}_1)}.$$

For scalability we start with natural numbers

$$\mu(m\mathbf{d}) = \sum_{k=1}^m \underbrace{\mathbb{E}[Z(x + k\mathbf{d}) - Z(x + (k-1)\mathbf{d})]}_{\mu(\mathbf{d})} = m\mu(\mathbf{d}).$$

As this implies $\mu(\mathbf{d}) = \mu(m\frac{1}{m}\mathbf{d}) = m\mu(\frac{1}{m}\mathbf{d})$, we can generalize this to rational factors. To finish the proof we apply the continuity of the mean we required in the definition of intrinsic stationarity. \square

Lemma A.9 (Covariance from Variogram). *If Z is intrinsically stationary we have for $Y_s := Z - Z(s)$ and*

$$C_s(x, y) := \text{Cov}(Y_s(x), Y_s(y)) = \text{Cov}(Z_{x-s}(s), Z_{y-s}(s))$$

an explicit representation using the variogram

$$C_s(x, y) = \gamma(x-s) + \gamma(y-s) - \gamma(x-y) \\ \stackrel{\text{symm.}}{=} \gamma(x-s) + \gamma(y-s) - \gamma(y-x)$$

Remark A.10 (Antisymmetry). We therefore have $\gamma(x-y) = \gamma(y-x)$ or in other words the variogram is symmetric. So if it is differentiable, then $\nabla\gamma$ is antisymmetric with $\nabla\gamma(0) = 0$.

Proof (suggested to us by Martin Schlather in verbal communication). Assume Z is centred without loss of generality, otherwise center Z resulting in \tilde{Z} and notice that \tilde{Y}_s is the centered version of Y_s

$$\begin{aligned} C_s(x, y) &= \mathbb{E}[(Z(x) - Z(s))(Z(y) - Z(s))] \\ &= \mathbb{E}[(Z(x) - Z(y) + Z(y) - Z(s))(Z(y) - Z(x) + Z(x) - Z(s))] \\ &= -\mathbb{E}[(Z(x) - Z(y))^2] + \underbrace{\mathbb{E}[(Z(x) - Z(y))(Z(x) - Z(s))]}_{=: \text{I}} \\ &\quad + C_s(y, x) + \underbrace{\mathbb{E}[(Z(y) - Z(s))(Z(y) - Z(x))]}_{=: \text{II}} \end{aligned}$$

And we have

$$\begin{aligned} \text{I} &= \mathbb{E}[(Z(x) - Z(s) + Z(s) - Z(y))(Z(x) - Z(s))] \\ &= 2\gamma(x-s) - C_s(y, x) \end{aligned}$$

and similarly $\text{II} = 2\gamma(y-s) - C_s(y, x)$. Together this results in

$$C_s(x, y) = -2\gamma(x-y) + 2\gamma(x-s) - C_s(y, x) + 2\gamma(y-s) - \cancel{C_s(y, x)} + \cancel{C_s(y, x)}.$$

Reordering and symmetry of the covariance results in the claim. \square

A.1 Derivatives of Random functions

Lemma A.11 (Covariance and derivative). *Let \mathcal{L} be a random function. Then we have*

$$\begin{aligned} \text{Cov}(\partial_i \mathcal{L}(x), \mathcal{L}(y)) &= \partial_{x_i} C(x, y) \\ \text{Cov}(\partial_i \mathcal{L}(x), \partial_j \mathcal{L}(y)) &= \partial_{x_i y_j} C(x, y) \end{aligned}$$

Proof. We assume $\mathbb{E}[\mathcal{L}(x)] = 0$ without loss of generality. Then covariance is just a product of expectations. So we get

$$\text{Cov}(\partial_i \mathcal{L}(x), \mathcal{L}(y)) = \mathbb{E}[\partial_{x_i} \mathcal{L}(x) \mathcal{L}(y)] = \partial_{x_i} \mathbb{E}[\mathcal{L}(x) \mathcal{L}(y)] \stackrel{\text{def.}}{=} \partial_{x_i} C(x, y)$$

because swapping integration and differentiation is essentially always possible [5]. For a more careful analysis consult Adler and Taylor [1]. \square

Remark A.12. For stationary random functions $C(x, y) = C(x-y)$, the covariance function C is symmetric, i.e. $C(h) = C(-h)$ and therefore the derivative antisymmetric, i.e. $\partial_i C(-h) = -\partial_i C(h)$. In particular

$$\text{Cov}(\nabla \mathcal{L}(x), \mathcal{L}(x)) = \nabla C(0) = 0.$$

Corollary A.13 (Gaussian Case). *If \mathcal{L} is a stationary gaussian random function, $\mathcal{L}(x)$ and $\nabla \mathcal{L}(x)$ are independent multivariate gaussian for every x .*

Lemma A.14 (Variogram and Derivative). *Assuming Z is an intrinsically stationary, differentiable random function, we have*

1. $\text{Cov}(Z(x+\mathbf{d}) - Z(x), \nabla Z(x)) = \nabla\gamma(\mathbf{d})$
2. $\text{Cov}(\nabla Z(x), \nabla Z(y)) = \nabla^2\gamma(x-y)$ (this implies ∇Z is stationary)
3. $\text{Cov}(Z(x+\mathbf{d}) - Z(x), \nabla^2 Z(x)) = \nabla^2\gamma(0) - \nabla^2\gamma(\mathbf{d})$

Proof. 1. We have

$$\partial_i Z(x) = \lim_{h \rightarrow 0} \frac{Z(x + he_i) - Z(x) - (Z(x) - Z(x))}{h} = \partial_i Y_s(x) \quad \forall x, s$$

and therefore

$$\text{Cov}(\partial_i Z(x), Z(x + \mathbf{d}) - Z(x)) \stackrel{\text{Lem A.11}}{=} \partial_{x_i} \mathcal{C}_s(x, x + \mathbf{d}) = \underbrace{\partial_i \gamma(0) - \partial_i \gamma(-\mathbf{d})}_{=0 \text{ (Remark A.10)}}$$

because the variogram is symmetric and the derivative therefore antisymmetric.

2. Here we use $\partial_i Z(x) = \partial_i Y_s(x)$ again

$$\begin{aligned} \text{Cov}(\partial_i Z(x), \partial_j Z(y)) &= \text{Cov}(\partial_i Y_s(x), \partial_j Y_s(y)) \\ &\stackrel{\text{Lem A.11}}{=} \partial_{y_j x_i} \mathcal{C}_s(x, y) \\ &\stackrel{\text{Lem A.9}}{=} \partial_{y_j x_i} [\gamma(x - s) + \gamma(y - s) - \gamma(x - y)] \\ &= \partial_{y_j} [\partial_i \gamma(x - s) - \partial_i \gamma(x - y)] \\ &= \partial_{ij} \gamma(x - y). \end{aligned}$$

3. Using the previous results about gradients, we get

$$\begin{aligned} &\frac{1}{h} \text{Cov}(\nabla Z(x + he_i) - \nabla Z(x), Z_{\mathbf{d}}(x)) \\ &= \frac{1}{h} \left[\text{Cov}(\nabla Z(x + he_i), Z(x + \mathbf{d}) - Z(x + he_i)) \right. \\ &\quad + \text{Cov}(\nabla Z(x + he_i), Z(x + he_i) - Z(x)) \\ &\quad \left. - \text{Cov}(\nabla Z(x), Z_{\mathbf{d}}(x)) \right] \\ &= \frac{1}{h} [\nabla \gamma(\mathbf{d} - he_i) - \nabla \gamma(-he_i) - \nabla \gamma(\mathbf{d})] \\ &= \frac{1}{h} [(\nabla \gamma(he_i) - \nabla \gamma(0)) - (\nabla \gamma(\mathbf{d}) - \nabla \gamma(\mathbf{d} - he_i))] \\ &\rightarrow \partial_i \nabla \gamma(0) - \partial_i \nabla \gamma(\mathbf{d}) \end{aligned}$$

where we have used antisymmetry of $\nabla \gamma$ for the last equation. \square

Lemma A.15 (Derivatives of Rotation Invariant Variograms). *For a rotation invariant variogram $\gamma(\mathbf{d}) = \phi(\|\mathbf{d}\|^2)$, we have*

1. $\nabla \gamma(\mathbf{d}) = 2\phi'(\|\mathbf{d}\|^2)\mathbf{d}$
2. $\nabla^2 \gamma(\mathbf{d}) = 4\phi''(\|\mathbf{d}\|^2)\mathbf{d}\mathbf{d}^T + 2\phi'(\|\mathbf{d}\|^2)\mathbb{I}$
3. $\partial_{kij} \gamma(\mathbf{d}) = 8\phi'''(\|\mathbf{d}\|^2)\mathbf{d}_k \mathbf{d}_i \mathbf{d}_j + 4\phi''(\|\mathbf{d}\|^2)[\delta_{ki} \mathbf{d}_j + \delta_{kj} \mathbf{d}_i + \delta_{ij} \mathbf{d}_k]$
4. $\partial_{lkij} \gamma(0) = 4\phi''(0)[\delta_{ki} \delta_{jl} + \delta_{kj} \delta_{il} + \delta_{ij} \delta_{kl}]$

Proof. Product and chain rule. \square

B Best linear unbiased estimator (BLUE)

Let us recapitulate what a BLUE is. A **linear estimator** \hat{Y} of Y using X_1, \dots, X_n is of the form

$$\hat{Y} \in \text{span}\{X_1, \dots, X_n\} + \mathbb{R}.$$

The set of **unbiased linear estimators** is defined as

$$\begin{aligned} \text{LUE} &= \text{LUE}[Y \mid X_1, \dots, X_n] = \{\hat{Y} \in \text{span}\{X_1, \dots, X_n\} + \mathbb{R} : \mathbb{E}[\hat{Y}] = \mathbb{E}[Y]\} \\ &= \{\hat{Y} + \mathbb{E}[Y] : \hat{Y} \in \text{span}\{X_1 - \mathbb{E}[X_1], \dots, X_n - \mathbb{E}[X_n]\}\}. \end{aligned} \quad (11)$$

And the BLUE is the **best linear unbiased estimator**, i.e.

$$\text{BLUE}[Y \mid X_1, \dots, X_n] := \underset{\hat{Y} \in \text{LUE}}{\text{argmin}} \mathbb{E}[\|\hat{Y} - Y\|^2]. \quad (12)$$

Other risk functions to minimize are possible, but this is the usual one.

Lemma B.1. *If X, Y_1, \dots, Y_n are multivariate normal distributed, then we have*

$$\begin{aligned} \text{BLUE}[Y \mid X_1, \dots, X_n] &= \mathbb{E}[Y \mid X_1, \dots, X_n] \\ &\left(= \underset{\hat{Y} \in \{f(X_1, \dots, X_n) : f \text{ meas.}\}}{\text{argmin}} \mathbb{E}[\|Y - \hat{Y}\|^2] \right). \end{aligned}$$

Proof. We simply observe that the well known conditional expectation of Gaussian random variables is linear. So as a linear function its L^2 risk must be larger or equal to that of the BLUE. And as an L^2 projection the conditional expectation was already optimal. \square

Remark B.2. As Bayesian Optimization typically assumes Gaussian random functions, working with the BLUE is really equivalent to working with the conditional expectation in that setting.

C RFD details

We will present the most general version of the results here. This means:

1. We avoid the Gaussian assumption using the BLUE we defined in Section B with Lemma B.1 in mind for the Gaussian case.
2. We make the generalization over isotropy, using

$$\langle x, y \rangle_A := \langle x, Ay \rangle$$

for some symmetric, positive definite A which also induces $\|x\|_A$. Isotropy is then replaced by $\mathcal{C}(x, y) = C(\|x\|_A^2)$.

3. We consider sample losses

$$\ell(w, Z) = \mathcal{L}(w) + \epsilon_0 \quad \nabla \ell(w, \tilde{Z}) = \nabla \mathcal{L}(w) + \epsilon_1$$

where the errors ϵ_0, ϵ_1 have zero expectation, finite variance, are uncorrelated and also not correlated with \mathcal{L} . ϵ_0 and ϵ_1 being uncorrelated likely requires \tilde{Z} is a different data sample than Z although in practice this will likely be ignored.

C.1 Stationarity

Under stationarity we have by Remark A.12

$$\text{Cov}(\mathcal{L}(w), \nabla \mathcal{L}(w)) = 0.$$

So we can easily “condition” on both $\mathcal{L}(w)$ and $\nabla \mathcal{L}(w)$. The same translates to the sample losses, since ϵ_i are uncorrelated.

Lemma C.1. *Assume \mathcal{L} is a **stationary and differentiable** random function with covariance function \mathcal{C} and mean $\mu = \mathbb{E}[\mathcal{L}(w)]$. Using the notation $\bar{\mathcal{L}} := \mathcal{L} - \mu$ and $\bar{\ell} := \ell - \mu$, we have*

$$\begin{aligned} &\text{BLUE}[\bar{\mathcal{L}}(w + \mathbf{d}) \mid \ell(w, Z), \nabla \ell(w, \tilde{Z})] \\ &= \frac{\mathcal{C}(\mathbf{d})}{\mathcal{C}(0) + \mathbb{E}[\epsilon_0^2]} \bar{\ell}(w, Z) - \nabla \mathcal{C}(\mathbf{d})^T (-\nabla^2 \mathcal{C}(0) + \mathbb{E}[\epsilon_1 \epsilon_1^T])^{-1} \nabla \ell(w, \tilde{Z}) \end{aligned}$$

if \mathcal{L} is additionally **isotropic**, i.e. $\mathcal{C}(\mathbf{d}) = C(\|\mathbf{d}\|_A^2)$ and $\mathbb{E}[\epsilon_1 \epsilon_1^T] = \sigma^2 A$, this reduces to

$$= \frac{C(\|\mathbf{d}\|_A^2)}{C(0) + \mathbb{E}[\epsilon_0^2]} \bar{\ell}(w, Z) - \frac{C'(\|\mathbf{d}\|_A^2)}{\sigma^2 - C'(0)} \langle \mathbf{d}, \nabla \ell(w, \tilde{Z}) \rangle.$$

Proof. By working with $\bar{\mathcal{L}}$ (and $\bar{\ell}$) instead of \mathcal{L} (and ℓ), we can assume without loss of generality that \mathcal{L} (and ℓ) is centered. So we know that any element $\hat{\mathcal{L}}(w + \mathbf{d})$ from LUE has the form

$$\hat{\mathcal{L}}(w + \mathbf{d}) = a\ell(w, Z) + \langle b, \nabla \ell(w, \tilde{Z}) \rangle$$

for $a \in \mathbb{R}$, $b \in \mathbb{R}^d$. So we want to minimize

$$\begin{aligned}
g(a, b) &= \mathbb{E}[\|\mathcal{L}(w + \mathbf{d}) - \hat{\mathcal{L}}(w + \mathbf{d})\|^2] \\
&= \mathbb{E}[\mathcal{L}(w + \mathbf{d})^2] \\
&\quad - 2a \underbrace{\mathbb{E}[\mathcal{L}(w + \mathbf{d})\ell(w, Z)]}_{=\mathbb{E}[\mathcal{L}(w + \mathbf{d})\mathcal{L}(w)]} + a^2 \underbrace{\mathbb{E}[\ell(w, Z)^2]}_{=\mathbb{E}[\mathcal{L}(w)^2] + \mathbb{E}[\epsilon_0^2]} \\
&\quad - 2\langle b, \underbrace{\mathbb{E}[\mathcal{L}(w + \mathbf{d})\nabla\ell(w, \tilde{Z})]}_{=\mathbb{E}[\mathcal{L}(w + \mathbf{d})\nabla\mathcal{L}(w)]} \rangle + \langle b, \underbrace{\mathbb{E}[\nabla\ell(w, \tilde{Z})\nabla\ell(w, \tilde{Z})^T]}_{=\mathbb{E}[\nabla\mathcal{L}(w)\nabla\mathcal{L}(w)^T] + \mathbb{E}[\epsilon_1\epsilon_1^T]} b \rangle \\
&\quad - 2a \langle b, \underbrace{\mathbb{E}[\ell(w, Z)\nabla\ell(w, \tilde{Z})]}_{=0 \text{ (Remark A.12)}} \rangle \\
&= \mathcal{C}(0) - 2a\mathcal{C}(\mathbf{d}) + a^2(\mathcal{C}(0) + \mathbb{E}[\epsilon_0^2]) - 2\langle b, \underbrace{\nabla\mathcal{C}(-\mathbf{d})}_{\stackrel{\text{A.12}}{=} -\nabla\mathcal{C}(\mathbf{d})} \rangle + \langle b, (-\nabla^2\mathcal{C}(0) + \mathbb{E}[\epsilon_1\epsilon_1^T])b \rangle
\end{aligned}$$

with respect to a and b , where we have used Lemma A.11 and stationarity for the last line. Fortunately there are no interactions between a and b , as $\mathcal{L}(w)$ is uncorrelated from $\nabla\mathcal{L}(w)$. First order conditions result in

$$a = \frac{\mathcal{C}(\mathbf{d})}{\mathcal{C}(0) + \mathbb{E}[\epsilon_0^2]} \quad \text{and} \quad b = -(-\nabla^2\mathcal{C}(0) + \mathbb{E}[\epsilon_1\epsilon_1^T])^{-1}\nabla\mathcal{C}(\mathbf{d}).$$

These are minima, since $-\nabla^2\mathcal{C}(0)$ is positive definite, because of

$$\langle b, -\nabla^2\mathcal{C}(0)b \rangle = \mathbb{E}[\langle b, \nabla\mathcal{L}(w) \rangle^2] \geq 0.$$

Now we just need to address the $\mathcal{C}(\mathbf{d}) = C(\|\mathbf{d}\|_A^2)$ case. We have

$$\begin{aligned}
\nabla\mathcal{C}(\mathbf{d}) &= 2C'(\|\mathbf{d}\|_A^2)A\mathbf{d} \\
\nabla^2\mathcal{C}(\mathbf{d}) &= 4C''(\|\mathbf{d}\|_A^2)A\mathbf{d}\mathbf{d}^T A + 2C'(\|\mathbf{d}\|_A^2)A
\end{aligned}$$

and therefore $\nabla^2\mathcal{C}(0) = 2C'(0)A$. Plugging these results into the general formula together with $\mathbb{E}[\epsilon_1\epsilon_1^T] = \sigma^2 A$ yields the claim

$$\text{BLUE}[\tilde{\mathcal{L}}(w + \mathbf{d}) \mid \mathcal{L}(w), \nabla\mathcal{L}(w)] = \frac{C(\|\mathbf{d}\|_A^2)}{C(0) + \mathbb{E}[\epsilon_0^2]}\tilde{\mathcal{L}}(w) - \frac{C'(\|\mathbf{d}\|_A^2)}{\sigma^2 - C''(0)} \underbrace{(A\mathbf{d})^T A^{-1}}_{=\mathbf{d}^T} \nabla\mathcal{L}(w). \quad \square$$

C.2 Intrinsic stationarity

Intrinsic stationarity forces us to consider loss differences and stops us from being able to condition on the loss itself. But we can still condition on the gradient alone, as the gradient is a loss difference.

Lemma C.2. *If \mathcal{L} is a **intrinsically stationary, differentiable** random function, with variogram γ and mean $\mathbb{E}[\mathcal{L}(w)] = \mu_0 + \langle \mu_\nabla, w \rangle$, then*

$$\begin{aligned}
&\text{BLUE}[\underbrace{\mathcal{L}(w + \mathbf{d}) - \mathcal{L}(w)}_{=: \mathcal{L}_w(\mathbf{d})} \mid \nabla\ell(w, \tilde{Z})] \\
&= \langle \mu_\nabla, \mathbf{d} \rangle + \nabla\gamma(\mathbf{d})^T (\nabla^2\gamma(0) + \mathbb{E}[\epsilon_1\epsilon_1^T])^{-1} (\nabla\ell(w, \tilde{Z}) - \mu_\nabla)
\end{aligned}$$

if the variogram is **rotation invariant**, i.e. $\gamma(\mathbf{d}) = \phi(\|\mathbf{d}\|_A)$, this simplifies to

$$= \langle \mu_\nabla, \mathbf{d} \rangle + \frac{\phi'(\|\mathbf{d}\|_A)}{\phi'(0)} \langle \mathbf{d}, \nabla\ell(w, \tilde{Z}) - \mu_\nabla \rangle$$

Proof. Virtually identical to the stationary case, but using Lemma A.14 and Lemma A.15. \square

Remark C.3. If \mathcal{L} is stationary we have $\gamma(\mathbf{d}) = \mathcal{C}(0) - \mathcal{C}(\mathbf{d})$. Therefore $\nabla\gamma = -\nabla\mathcal{C}$ and $\nabla^2\gamma = -\nabla^2\mathcal{C}$ which means we can replace the variogram with the covariance in this case.

In the stationary case we also have $\mu_{\nabla} = 0$ and it does not matter whether one tries to estimate the loss difference $\mathcal{L}_w(\mathbf{d})$ or $\tilde{\mathcal{L}}(w + \mathbf{d})$. That is because we have

$$\text{BLUE}[\mathcal{L}_w(\mathbf{d}) \mid \nabla \mathcal{L}(w)] = \text{BLUE}[\tilde{\mathcal{L}}(w + \mathbf{d}) \mid \nabla \mathcal{L}(w)] - \underbrace{\text{BLUE}[\tilde{\mathcal{L}}(w) \mid \nabla \mathcal{L}(w)]}_{=0},$$

as $\mathcal{L}(w)$ and $\nabla \mathcal{L}(w)$ are uncorrelated (or independent in the gaussian case). So we get

$$\begin{aligned} \text{BLUE}[\tilde{\mathcal{L}}(w + \mathbf{d}) \mid \nabla \mathcal{L}(w)] &= [\nabla^2 \mathcal{C}(0)]^{-1} \langle \nabla \mathcal{C}(\mathbf{d}), \nabla \mathcal{L}(w) \rangle \\ &= \frac{C'(\|\mathbf{d}\|^2)}{C'(0)} \langle \mathbf{d}, \nabla \mathcal{L}(w) \rangle. \end{aligned}$$

Notice that in the case $\mathcal{L}(w) = \mu$ or $\tilde{\mathcal{L}}(w) = 0$ this result coincides with the stationary case. So if we minimize the sophisticated estimator utilizing $\mathcal{L}(w)$

$$\text{BLUE}[\mathcal{L}(w + \mathbf{d}) \mid \mathcal{L}(w), \nabla \mathcal{L}(w)],$$

we can get the minimization of the simpler estimator $\text{BLUE}[\mathcal{L}(w + \mathbf{d}) \mid \nabla \mathcal{L}(w)]$ for free by plugging in $\tilde{\mathcal{L}}(w) = 0$.

C.3 Random function descent

Lemma C.4. *Functions of the form*

$$B(\mathbf{d}) = g_0(\|\mathbf{d}\|_A^2) + g_1(\|\mathbf{d}\|_A^2) \langle \mathbf{d}, \nabla \ell(w, \tilde{Z}) \rangle$$

are minimized by a gradient step (modified by A^{-1}), i.e.

$$-\hat{\eta} \frac{A^{-1} \nabla \ell(w, \tilde{Z})}{\|A^{-1} \nabla \ell(w, \tilde{Z})\|_A} = \underset{\mathbf{d}}{\text{argmin}} B(\mathbf{d})$$

with optimal step size

$$\begin{aligned} \hat{\eta} &= \underset{\eta}{\text{argmin}} B \left(-\eta \frac{A^{-1} \nabla \ell(w, \tilde{Z})}{\|A^{-1} \nabla \ell(w, \tilde{Z})\|_A} \right) \\ &= \underset{\eta}{\text{argmin}} g_0(\eta^2) - g_1(\eta^2) \eta \|A^{-1} \nabla \ell(w, \tilde{Z})\|_A \end{aligned}$$

Proof. Essentially all the occurrences of \mathbf{d} in B are $\|\cdot\|_A$ rotation invariant, so only the step size matters. The only place where that is not the case is the scalar product with the gradient. Therefore it determines the direction. We prove this by splitting the minimization problem

$$\min_{\mathbf{d}} B(\mathbf{d}) = \min_{\eta \geq 0} \min_{\mathbf{d}: \|\mathbf{d}\|_A = \eta} B(\mathbf{d}) = \min_{\eta \geq 0} \min_{\mathbf{d}: \|\mathbf{d}\|_A = \eta} g_0(\eta^2) + g_1(\eta^2) \langle \mathbf{d}, \nabla \ell(w, \tilde{Z}) \rangle.$$

First we consider the inner optimization problem, depending on the sign of $g_1(\eta^2)$, we either want to maximize or minimize

$$\underset{\mathbf{d}: \|\mathbf{d}\|_A = \eta}{\text{opt}} \langle \mathbf{d}, \nabla \ell(w, \tilde{Z}) \rangle = \underset{\mathbf{d}: \|\mathbf{d}\|_A = \eta}{\text{opt}} \langle \mathbf{d}, A^{-1} \nabla \ell(w, \tilde{Z}) \rangle_A$$

due to Cauchy-Schwarz we have

$$- \underbrace{\|\mathbf{d}\|_A}_{=\eta} \|A^{-1} \nabla \ell(w, \tilde{Z})\|_A \leq \langle \mathbf{d}, A^{-1} \nabla \ell(w, \tilde{Z}) \rangle_A \leq \underbrace{\|\mathbf{d}\|_A}_{=\eta} \|A^{-1} \nabla \ell(w, \tilde{Z})\|_A$$

where the inequalities are equalities for $\mathbf{d} = \pm \eta \frac{A^{-1} \nabla \ell(w, \tilde{Z})}{\|A^{-1} \nabla \ell(w, \tilde{Z})\|_A}$. Since we minimized over positive η before, we can drop the \pm by allowing $\eta < 0$ to obtain

$$B(\mathbf{d}) = \min_{\eta} g_0(\eta^2) - g_1(\eta^2) \eta \|A^{-1} \nabla \ell(w, \tilde{Z})\|_A. \quad \square$$

Theorem C.5 (Random Function Descent). (*A-Distorted*) stochastic gradient descent, i.e.

$$\mathbf{d}(\eta) = - \frac{\eta}{\|A^{-1} \nabla \ell(w, \tilde{Z})\|_A} A^{-1} \nabla \ell(w, \tilde{Z}) = -\tilde{\eta} A^{-1} \nabla \ell(w, \tilde{Z})$$

minimizes the 1-step 1-order BLUE of A -rotation invariant random function \mathcal{L} in the following sense

1. for an **isotropic** random function \mathcal{L} with $\mathcal{C}(\mathbf{d}) = C(\|\mathbf{d}\|_A^2)$ and $\mathbb{E}[\epsilon_1 \epsilon_1^T] = \sigma^2 A$, we have

$$\mathbf{d}(\hat{\eta}) = \underset{\mathbf{d}}{\operatorname{argmin}} \operatorname{BLUE}[\mathcal{L}(w + \mathbf{d}) \mid \ell(w, Z), \nabla \ell(w, \tilde{Z})]$$

$$\hat{\eta} = \underset{\eta}{\operatorname{argmin}} \frac{C(\eta^2)}{C(0)} \underbrace{\frac{\ell(w, Z) - \mu}{\|A^{-1} \nabla \ell(w, \tilde{Z})\|_A}}_{=:\xi} - \eta \frac{C'(\eta^2)}{C'(0)}$$

2. for a **intrinsically stationary, differentiable** random function \mathcal{L} with **centered increments** ($\mu_{\nabla} = 0$) and **rotation invariant** variogram $\gamma(\mathbf{d}) = \phi(\|\mathbf{d}\|_A^2)$ and $\mathbb{E}[\epsilon_1 \epsilon_1^T] = \sigma^2 A$, we have

$$\mathbf{d}(\hat{\eta}) = \underset{\mathbf{d}}{\operatorname{argmin}} \operatorname{BLUE}[\mathcal{L}(w + \mathbf{d}) - \mathcal{L}(w) \mid \nabla \ell(w, \tilde{Z})]$$

$$\hat{\eta} = \underset{\eta}{\operatorname{argmax}} \eta \frac{\phi'(\eta^2)}{\phi'(0) + \sigma^2}$$

Proof. We simply apply Lemma C.4 to the results from Lemma C.2 and C.1 and note that the minimizer does not change if we divide the minimization problem by $\|A^{-1} \nabla \ell(w, \tilde{Z})\|_A$. \square

D Covariance Models

D.1 Squared Exponential

In this section we are going to assume $\mathcal{C}(\mathbf{d}) = C(\|\mathbf{d}\|^2)$ with

$$C(\|\mathbf{d}\|^2) = \sigma^2 e^{-\frac{\|\mathbf{d}\|^2}{2s^2}}.$$

From Theorem C.5 we know we just have to minimize

$$\min_{\eta} \frac{C(\eta^2)}{C(0)} \xi - \frac{C'(\eta^2)}{C'(0)} \eta = \min_{\eta} e^{-\frac{\eta^2}{2s^2}} (\xi - \eta)$$

This results in the first order condition

$$\begin{aligned} 0 &\stackrel{!}{=} -\frac{\eta}{s^2} e^{-\frac{\eta^2}{2s^2}} (\xi - \eta) - e^{-\frac{\eta^2}{2s^2}} \\ &= \frac{e^{-\frac{\eta^2}{2s^2}}}{s^2} (\eta^2 - \eta\xi - s^2). \end{aligned}$$

Since the exponential can never be zero. But that is simply a quadratic equation. Therefore we obtain the following theorem:

Theorem D.1. For a random function \mathcal{L} with **squared exponential** covariance function

$$\mathcal{C}(\mathbf{d}) = \sigma^2 e^{-\frac{\|\mathbf{d}\|^2}{2s^2}}$$

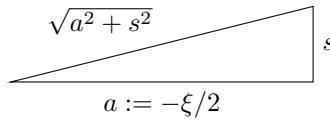
and constant expectation μ , we have

$$\mathbf{d}(\hat{\eta}) = \underset{\mathbf{d}}{\operatorname{argmin}} \operatorname{BLUE}[\mathcal{L}(w + \mathbf{d}) \mid \mathcal{L}(w), \nabla \mathcal{L}(w)]$$

with

$$\hat{\eta} = \frac{\xi}{2} + \sqrt{\left(\frac{\xi}{2}\right)^2 + s^2}.$$

Remark D.2. Optimization will soon result in $\mathcal{L}(w) \leq \mathbb{E}[\mathcal{L}(w)] = \mu$.



In that case the learning rate is the hypotenuse of a triangle minus the side a

$$\hat{\eta} = \sqrt{a^2 + s^2} - a.$$

With increasing

$$a = -\xi/2 \propto -\frac{\ell(w, Z) - \mu}{2\|\nabla\ell(w, \tilde{Z})\|},$$

i.e. decreasing loss $\ell(w, Z) \rightarrow -\infty$ and/or decreasing gradients $\|\nabla\ell(w, \tilde{Z})\| \rightarrow 0$ the step size converges to zero. For $a = 0$ (i.e. $\ell(w, Z) = \mathbb{E}[\ell(w, Z)] = \mu$), we have $\hat{\eta} = s$.

D.2 Matérn

Definition D.3. The Matérn model \mathcal{C}_ν is given by

$$\mathcal{C}_\nu(\|\mathbf{d}\|) = \sigma^2 \frac{2^{1-\nu}}{\Gamma(\nu)} \left(\frac{\sqrt{2\nu}\|\mathbf{d}\|}{s} \right)^\nu K_\nu \left(\frac{\sqrt{2\nu}\|\mathbf{d}\|}{s} \right) \quad s > 0, \nu \geq 0$$

where K_ν is the modified Bessel function. For $\nu = p + \frac{1}{2}$ with $p \in \mathbb{N}_0$, it can be simplified [cf. 33, sec. 4.2.1] to

$$\mathcal{C}_{\nu=p+\frac{1}{2}}(\|\mathbf{d}\|) = \sigma^2 \exp\left(-\frac{\sqrt{2\nu}\|\mathbf{d}\|}{s}\right) \frac{p!}{(2p)!} \sum_{k=0}^p \frac{(2p-k)!}{(p-k)!k!} \left(\frac{2\sqrt{2\nu}}{s}\|\mathbf{d}\|\right)^k$$

Remark D.4 ([based on 33]). The Matérn model encompasses

- the **nugget effect** for $\nu = 0$ (independent randomness)
- the **exponential model** for $\nu = \frac{1}{2}$ (Ornstein-Uhlenbeck process)
- the **squared exponential model** for $\nu \rightarrow \infty$ with the same scale s and variance σ^2 .

I.e. the smoothness of the model increases with increasing ν . While the exponential covariance model with $\nu = \frac{1}{2}$ results in a random function which is not yet differentiable, larger ν result in increasing differentiability. As differentiability starts with $\nu = \frac{3}{2}$ and we have a more explicit formula for $\nu = p + \frac{1}{2}$ the cases $\nu = \frac{3}{2}$ and $\nu = \frac{5}{2}$ are of particular interest.

“[F]or $\nu \geq 7/2$, in the absence of explicit prior knowledge about the existence of higher order derivatives, it is probably very hard from finite noisy training examples to distinguish between values of $\nu \geq 7/2$ (or even to distinguish between finite values of ν and $\nu \rightarrow \infty$, the smooth squared exponential, in this case)” [33, p. 85].

Recall we have for $\nu = p + \frac{1}{2}$

$$\mathcal{C}_{\nu=p+\frac{1}{2}}(\eta) = \sigma^2 \exp(-f_\nu(\|\mathbf{d}\|)) \sum_{k=0}^p \underbrace{\frac{p!}{(2p)!} \frac{(2p-k)!}{(p-k)!k!}}_{=: a_p(k)} 2^k f_\nu(\|\mathbf{d}\|)^k \quad (13)$$

with $f_\nu(\eta) := \frac{\sqrt{2\nu}}{s}\eta$. Taking the derivative results in

$$\begin{aligned} \mathcal{C}'_{\nu=p+\frac{1}{2}}(\eta) &= -\sigma^2 \exp(-f_\nu(\eta)) f'_\nu(\eta) \left[\sum_{k=0}^p a_p(k) f_\nu(\eta)^k - \sum_{k=1}^p a_p(k) k f_\nu(\eta)^{k-1} \right] \\ &= a_p(p) f_\nu(\eta)^p + \sum_{k=0}^{p-1} [a_p(k) - (k+1)a_p(k+1)] f_\nu(\eta)^k \\ &\stackrel{(14)}{=} -\sigma^2 \exp\left(-f_\nu(\eta)\right) f'_\nu(\eta) \sum_{k=0}^p \tilde{a}_p(k-1) f_\nu(\eta)^k \\ &\stackrel{(15)}{=} -\sigma^2 \exp\left(-f_\nu(\eta)\right) f'_\nu(\eta) \sum_{k=0}^{p-1} \tilde{a}_p(k) f_\nu(\eta)^{k+1} \\ &= -\frac{\sigma^2(2p+1)}{s^2} \eta \exp\left(-f_\nu(\eta)\right) \sum_{k=0}^{p-1} \tilde{a}_p(k) f_\nu(\eta)^k. \end{aligned}$$

Where we used $f_\nu'(\eta)f_\nu(\eta) = \frac{2p+1}{s^2}\eta$ and define

$$\tilde{a}_p(k) := \begin{cases} a_p(k+1) - (k+2)a_p(k+2) & k \leq p-2 \\ a_p(p) & k = p-1 \end{cases} \quad (14)$$

and note that

$$\begin{aligned} \tilde{a}_p(k) &= a_p(k+1) - (k+2)a_p(k+2) \\ &= \frac{p}{(2p)!} \left[\frac{(2p-(k+1))!}{(p-(k+1))!(k+1)!} 2^{k+1} - (k+2) \frac{(2p-(k+2))!}{(p-(k+2))!(k+2)!} 2^{k+2} \right] \\ &= \frac{p}{(2p)!} \frac{(2p-(k+2))!}{(p-(k+1))!(k+1)!} 2^{k+1} \left[(2p-(k+1)) - (p-(k+1))2^1 \right] \\ &= \frac{p}{(2p)!} \frac{(2(p-1)-k)!}{((p-1)-k)!(k+1)!} 2^{k+1} [k+1] \\ &= \begin{cases} \frac{a_{p-1}(k)}{2^{p-1}} & 0 \leq k \leq p-2 \\ 0 & k = -1. \end{cases} \end{aligned} \quad (15)$$

We can further calculate a few special cases

$$a_p(0) = \frac{p!}{(2p)!} \frac{(2p-0)!}{(p-0)!0!} 2^0 = 1 \quad p \geq 0 \quad (16)$$

$$a_p(1) = \frac{p!}{(2p)!} \frac{(2p-1)!}{(p-1)!1!} 2^1 = \frac{2p}{2p} = 1 \quad p \geq 1 \quad (17)$$

$$a_p(p) = \frac{p!}{(2p)!} \frac{(2p-p)!}{(p-p)!p!} 2^p = \frac{1}{(2p-1)!} \quad p \geq 1 \quad (18)$$

Assuming $\mathcal{C}(\eta) = C(\eta^2)$ implies $C'(\eta^2) = \frac{1}{2\eta}C'(\eta)$. So we have

$$C'(\eta^2) = -\frac{\sigma^2(2p+1)}{2s^2} \exp\left(-f_\nu(\eta)\right) \sum_{k=0}^{p-1} \tilde{a}_p(k) f_\nu(\eta)^k$$

with

$$\tilde{a}_p(k) = \begin{cases} \frac{a_{p-1}(k)}{2^{p-1}} & 0 \leq k \leq p-2 \\ a_p(p) = \frac{1}{(2p-1)!} & k = p-1. \end{cases}$$

Theorem D.5. Assuming \mathcal{L} is a **centered** random function with Matérn covariance $\mathcal{C}_{p+\frac{1}{2}}$ for $p \in \mathbb{N}$, we have

$$\mathbf{d}(\hat{\eta}) = \underset{\mathbf{d}}{\operatorname{argmin}} \operatorname{BLUE}[\mathcal{L}(w + \mathbf{d}) - \mathcal{L}(w) \mid \nabla \mathcal{L}(w)]$$

$$\hat{\eta} = \underset{\eta \geq 0}{\operatorname{argmax}} \left[\exp\left(-\frac{\sqrt{2p+1}}{s}\eta\right) \sum_{k=0}^{p-1} \frac{\tilde{a}_p(k)}{\tilde{a}_p(0)} \left(\frac{\sqrt{2p+1}}{s}\right)^k \eta^{k+1} \right]$$

So we have for

- $p = 1$

$$\hat{\eta} = \frac{s}{\sqrt{3}}$$

- $p = 2$

$$\hat{\eta} = \frac{s}{\sqrt{5}} \frac{1 + \sqrt{5}}{2}$$

Proof. Using Remark C.3 and Theorem C.5 we only need the maximum of

$$\begin{aligned} \eta \frac{C'(\eta^2)}{C'(0)} &= \eta \frac{\exp(-f_\nu(\eta)) \sum_{k=0}^{p-1} \tilde{a}_p(k) f_\nu(\eta)^k}{\exp(0) \tilde{a}_p(0) 0^0} \\ &\stackrel{(16)}{=} \eta \exp\left(-\frac{\sqrt{2\nu}}{s}|\eta|\right) \sum_{k=0}^{p-1} \frac{\tilde{a}_p(k)}{\tilde{a}_p(0)} \left(\frac{\sqrt{2\nu}}{s}|\eta|\right)^k. \end{aligned}$$

As the equation above is negative for $\eta \leq 0$ but positive for $\eta \geq 0$ as $\tilde{a}_p(k) \geq 0$, we can assume without loss of generality $\eta \geq 0$ when maximizing. Additionally the term is zero for $\eta = 0$ positive for $\eta \geq 0$ and tends towards zero for $\eta \rightarrow \infty$. Therefore there exists at least one maximum.

Taking the derivative for $\eta \geq 0$ results in

$$\exp\left(-\frac{\sqrt{2\nu}}{s}\eta\right) \left[-\sum_{k=0}^{p-1} \frac{\tilde{a}_p(k)}{\tilde{a}_p(0)} \left(\frac{\sqrt{2\nu}}{s}\eta\right)^{k+1} + \sum_{k=0}^{p-1} \frac{\tilde{a}_p(k)}{\tilde{a}_p(0)} (k+1) \left(\frac{\sqrt{2\nu}}{s}\eta\right)^k \right] \quad (19)$$

So for the first order condition we require

$$0 = 1 + \sum_{k=1}^{p-1} \left[(k+1) \frac{\tilde{a}_p(k)}{\tilde{a}_p(0)} - \frac{\tilde{a}_p(k-1)}{\tilde{a}_p(0)} \right] \left(\frac{\sqrt{2\nu}}{s}\eta\right)^k - \frac{\tilde{a}_p(p-1)}{\tilde{a}_p(0)} \left(\frac{\sqrt{2\nu}}{s}\eta\right)^p.$$

Let us have a look at the coefficients

$$\begin{aligned} \tilde{a}_p(0) &= \frac{a_{p-1}(0)}{2p-1} \stackrel{(16)}{=} \frac{1}{2p-1} \\ \tilde{a}_p(p-1) &= a_p(p) \stackrel{(18)}{=} \frac{1}{(2p-1)!!} \\ \frac{\tilde{a}_p(k)}{\tilde{a}_p(0)} &= a_{p-1}(k) \quad 0 \leq k \leq p-2 \end{aligned}$$

Now let us consider $p = 1$. Here we have

$$0 = 1 - \frac{\sqrt{3}}{s}\eta$$

and therefore $\hat{\eta} = \frac{s}{\sqrt{3}}$.

For $p = 2$ we have

$$0 = 1 - \left(\frac{\sqrt{5}}{s}\eta\right)^2 + \underbrace{\left[2 \frac{\tilde{a}_2(p-1)}{\tilde{a}_2(0)} - a_1(0)\right]}_{=2 \frac{2 \cdot 2 - 1}{(2 \cdot 2 - 1)!!} - 1 = 1} \frac{\sqrt{5}}{s}\eta \quad (16), (17)$$

So we want to find $\frac{\sqrt{5}}{s}\eta$ which solves

$$0 = x^2 - x - 1.$$

$\eta \geq 0$ implies only one solution remains

$$\frac{\sqrt{5}}{s}\hat{\eta} = \left(\frac{1}{2} + \frac{\sqrt{1+4}}{2}\right) = \frac{1+\sqrt{5}}{2}. \quad \square$$

Theorem D.6. Assuming \mathcal{L} is a random function with **Matérn** covariance $\mathcal{C}_{p+\frac{1}{2}}$ for $p \in \mathbb{N}$, we have for $\xi \leq 0$ (i.e. $\ell(w, Z) \leq \mu$),

$$\mathbf{d}(\hat{\eta}) = \underset{\mathbf{d}}{\operatorname{argmin}} \operatorname{BLUE}[\mathcal{L}(w + \mathbf{d}) \mid \mathcal{L}(w), \nabla \mathcal{L}(w)]$$

with

- $p = 1$

$$\hat{\eta} = \frac{s}{\sqrt{3}} \frac{1}{\left(1 - \frac{\sqrt{3}}{s}\xi\right)}$$

- $p = 2$

$$\hat{\eta} = \frac{s}{2\sqrt{5}} \left(1 + \sqrt{1 + \frac{4}{1 - \frac{\sqrt{5}}{3s}\xi}}\right)$$

Proof. By Theorem C.5 we have

$$\hat{\eta} = \operatorname{argmin}_{\eta} \frac{C(\eta^2)}{C(0)} \xi - \eta \frac{C'(\eta^2)}{C'(0)}$$

with

$$\begin{aligned} \frac{C(\eta^2)}{C(0)} &= \frac{\mathcal{C}_{p+\frac{1}{2}}(\eta)}{\mathcal{C}_{p+\frac{1}{2}}(0)} = \frac{\sigma^2 \exp(-f_{\nu}(\eta)) \sum_{k=0}^p a_p(k) f_{\nu}(\eta)^k}{\sigma^2 \exp(-0) \sum_{k=0}^p a_p(k) 0^k} \\ &= \exp(-f_{\nu}(\eta)) \sum_{k=0}^p a_p(k) f_{\nu}(\eta)^k. \end{aligned}$$

Taking the derivative of this first term, we get

$$\begin{aligned} &\frac{d}{d\eta} \frac{C(\eta^2)}{C(0)} \\ &= \exp(-f_{\nu}(\eta)) f_{\nu}'(\eta) \left[- \sum_{k=0}^p a_p(k) f_{\nu}(\eta)^k + \sum_{k=1}^p a_p(k) k f_{\nu}(\eta)^{k-1} \right] \\ &= - \exp(-f_{\nu}(\eta)) f_{\nu}'(\eta) \left[a_p(p) f_{\nu}(\eta)^p + \underbrace{\sum_{k=0}^{p-1} [a_p(k) - (k+1)a_p(k+1)] f_{\nu}(\eta)^k}_{\stackrel{(16),(17)}{=} \sum_{k=1}^{p-1} [a_p(k) - (k+1)a_p(k+1)] f_{\nu}(\eta)^k} \right]. \end{aligned}$$

Recall that in (19) we have already calculated the derivative of the second term (the gradient covariance), i.e.

$$\begin{aligned} &\frac{d}{d\eta} \eta \frac{C'(\eta^2)}{C'(0)} \\ &= \exp(-f_{\nu}(\eta)) \left[- \sum_{k=0}^{p-1} \frac{\tilde{a}_p(k)}{\tilde{a}_p(0)} f_{\nu}(\eta)^{k+1} + \sum_{k=0}^{p-1} \frac{\tilde{a}_p(k)}{\tilde{a}_p(0)} (k+1) f_{\nu}(\eta)^k \right] \\ &= \exp(-f_{\nu}(\eta)) \left[1 + \sum_{k=1}^{p-1} \left[(k+1) \frac{\tilde{a}_p(k)}{\tilde{a}_p(0)} - \frac{\tilde{a}_p(k-1)}{\tilde{a}_p(0)} \right] f_{\nu}(\eta)^k - \underbrace{\frac{\tilde{a}_p(p-1)}{\tilde{a}_p(0)} f_{\nu}(\eta)^p}_{=(2p-1)a_p(p)} \right]. \end{aligned}$$

Defining

$$\Delta_{\mathcal{L}} = -f_{\nu}'(\eta) \xi$$

and multiplying the first order condition by $\exp(f_{\nu}(\eta))$ we get

$$\begin{aligned} 0 &\stackrel{!}{=} \exp(f_{\nu}(\eta)) \frac{d}{d\eta} \left[\frac{C(\eta^2)}{C(0)} \xi - \eta \frac{C'(\eta^2)}{C'(0)} \right] \\ &= -1 + (\Delta_{\mathcal{L}} + (2p-1)) a_p(p) f_{\nu}(\eta)^p \\ &\quad + \sum_{k=1}^{p-1} \left(\Delta_{\mathcal{L}} [a_p(k) - (k+1)a_p(k+1)] - \left[(k+1) \frac{\tilde{a}_p(k)}{\tilde{a}_p(0)} - \frac{\tilde{a}_p(k-1)}{\tilde{a}_p(0)} \right] \right) f_{\nu}(\eta)^k \end{aligned}$$

So for $p = 1$ we have

$$\begin{aligned} 0 &\stackrel{!}{=} -1 + (\Delta_{\mathcal{L}} + (2 \cdot 1 - 1)) a_p(p) f_{\nu}(\eta)^p \\ &= -1 + \left(1 - \frac{\sqrt{3}}{s} \xi \right) \frac{\sqrt{3}}{s} \eta, \end{aligned}$$

which implies

$$\hat{\eta} = \frac{1}{\frac{\sqrt{3}}{s} \left(1 - \frac{\sqrt{3}}{s} \xi \right)}.$$

For $p = 2$ we have

$$\begin{aligned}
0 &\stackrel{!}{=} -1 + \left(3 - \frac{\sqrt{5}}{s}\xi\right) \frac{1}{3!!} \frac{5}{s^2} \eta^2 \\
&\quad + \left(-\frac{\sqrt{5}}{s}\xi[a_2(1) - 2a_2(2)] - [2\frac{a_2(2)}{a_2(0)} - a_1(0)]\right) \frac{\sqrt{5}}{s} \eta \\
&= -1 + \left(1 - \frac{\sqrt{5}}{3s}\xi\right) \frac{5}{s^2} \eta^2 \\
&\quad + \underbrace{\left(-\frac{\sqrt{5}}{s}\xi\left[1 - \frac{2}{(4-1)!!}\right] - \left[2\frac{(4-1)}{(4-1)!!} - 1\right]\right)}_{=-\frac{\sqrt{5}}{3s}\xi - 1} \frac{\sqrt{5}}{s} \eta \\
&= -1 - \left(1 - \frac{\sqrt{5}}{3s}\xi\right) \frac{\sqrt{5}}{s} \eta + \left(1 - \frac{\sqrt{5}}{3s}\xi\right) \left(\frac{\sqrt{5}}{s} \eta\right)^2
\end{aligned}$$

$\frac{\sqrt{5}}{s} \hat{\eta}$ is therefore the positive solution of

$$0 = ax^2 - ax - 1$$

with $a = \left(1 - \frac{\sqrt{5}}{3s}\xi\right)$. In other words we have

$$\frac{\sqrt{5}}{s} \hat{\eta} = \frac{1 + \sqrt{1 + 4/a}}{2}.$$

Plugging a back in results in the claim. \square

D.3 (Generalized) rational quadratic

The **rational quadratic** covariance function is given by

$$\mathcal{C}(\mathbf{d}) = \sigma^2 \left(1 + \frac{\|\mathbf{d}\|^2}{\beta s^2}\right)^{-\beta/2} \quad \beta > 0.$$

It can be viewed as a scale mixture of the squared exponential and converges to the squared exponential in the limit $\beta \rightarrow \infty$ [33, p. 87].

Theorem D.7 (Rational Quadratic). *Assuming \mathcal{L} is a stationary random function with **rational quadratic covariance** \mathcal{C} , then we have for $\xi \leq 0$*

$$\begin{aligned}
\mathbf{d}(\hat{\eta}) &= \underset{d}{\operatorname{argmin}} \operatorname{BLUE}[\mathcal{L}(w + \mathbf{d}) \mid \mathcal{L}(w), \nabla \mathcal{L}(w)] \\
\hat{\eta} &= s\sqrt{\beta} \operatorname{Root}_{\eta} \left(1 + \frac{\sqrt{\beta}\xi}{s}\eta - (1 + \beta)\eta^2 + \frac{\sqrt{\beta}\xi}{s}\eta^3\right).
\end{aligned}$$

The unique root of the polynomial in η can be found either directly with a formula for polynomials of third degree (e.g. using Cardano's method) or by bisection as the root is in $[0, 1/\sqrt{1 + \beta}]$ and the function is monotonously decreasing as all coefficients except for the shift are negative ($\mathcal{L}(w) \leq 0$!).

Proof. By Theorem C.5 we have

$$\hat{\eta} = \underset{\eta}{\operatorname{argmin}} \frac{C(\eta^2)}{C(0)} \xi - \eta \frac{C'(\eta^2)}{C'(0)}$$

for $C(x) = \sigma^2(1 + \frac{x}{\beta s^2})^{-\beta/2}$. We therefore need to minimize

$$\left(1 + \frac{\eta^2}{\beta s^2}\right)^{-\beta/2} \xi - \eta \left(1 + \frac{\eta^2}{\beta s^2}\right)^{-\beta/2-1}.$$

Substitute in $\tilde{\eta} := \frac{\eta}{\sqrt{\beta}s}$, then the first order condition is

$$0 \stackrel{!}{=} \frac{d}{d\tilde{\eta}} (1 + \tilde{\eta})^{-\beta/2} \xi - \sqrt{\beta}s \tilde{\eta} (1 + \tilde{\eta}^2)^{-\beta/2-1}$$

Dividing both sides by $\sqrt{\beta}s$ we get

$$\begin{aligned} 0 &= -\frac{\beta}{2}(1 + \tilde{\eta}^2)^{-\frac{\beta}{2}-1} 2\tilde{\eta} \frac{\xi}{\sqrt{\beta}s} - (1 + \tilde{\eta}^2)^{-\frac{\beta}{2}-2} \left[1 + \tilde{\eta}^2 - \left(\frac{\beta}{2} + 1\right) 2\tilde{\eta}^2 \right] \\ &= -(1 + \tilde{\eta}^2)^{-\frac{\beta}{2}-2} \underbrace{\left[\beta\tilde{\eta} \frac{\xi}{\sqrt{\beta}s} (1 + \tilde{\eta}^2) + [1 - \tilde{\eta}^2(1 + \beta)] \right]}_{=1 + \frac{\sqrt{\beta}\xi}{s} \tilde{\eta} - (1 + \beta)\tilde{\eta}^2 + \frac{\sqrt{\beta}\xi}{s} \tilde{\eta}^3} \end{aligned}$$

Since $\xi \leq 0$ and $\beta > 0$ all coefficients of the polynomial are negative except for the shift. With the minus from the front, the polynomial starts out at -1 in zero and only increases from there. Therefore there exists a unique positive critical point which is a minimum. \square

D.3.1 Intrinsic stationarity

While this is still the covariance function of a stationary random function, its variogram is of the form

$$\begin{aligned} \gamma(\mathbf{d}) &= \mathcal{C}(0) - \mathcal{C}(\mathbf{d}) = \sigma^2 \left[1 - \left(1 + \frac{\|\mathbf{d}\|^2}{\beta s^2} \right)^{-\beta/2} \right] \\ &= \sigma^2 (1 - 2^{-\beta/2}) \gamma_{2,\beta} \left(\frac{\mathbf{d}}{\sqrt{\beta}s} \right), \end{aligned}$$

where $\gamma_{\alpha,\beta}(\mathbf{d})$ is the model by Schlather and Moreva [28] defined as

$$\gamma_{\alpha,\beta}(\mathbf{d}) = \begin{cases} \frac{(1 + \|\mathbf{d}\|^\alpha)^{-\beta/\alpha} - 1}{2^{-\beta/\alpha} - 1} & \beta \in [-2, \infty) \setminus \{0\} \\ \log_2(1 + \|\mathbf{d}\|^\alpha) & \beta = 0 \end{cases} \quad \alpha \in (0, 2].$$

This **generalized rational quadratic** can induce a stationary random function for $\beta > 0$ but is never stationary for $\beta \leq 0$. The rescaling is necessary because the rational quadratic is scaled in such a way, that $\mathcal{C}(0) = \sigma^2$. But this condition is meaningless for intrinsically stationary random functions. So instead we scale such that $\gamma_{\alpha,\beta}(1) = 1$. This causes the covariance with itself $\mathcal{C}_{\alpha,\beta}(0) = 1 - 2^{-\beta/2}$ to explode for $\beta \rightarrow 0$. This provides some intuition why it stops being stationary for $\beta \leq 0$. This model includes

- the **nugget effect** for $\beta > 0$ and $\alpha \rightarrow 0$
- the **fractional Brownian motion** for $\alpha = -\beta$
- the **rational quadratic** for $\alpha = 2$ and $\beta > 0$
- the **squared exponential** for $\alpha = 2$ and $\beta \rightarrow \infty$, if we remember to rescale back to the rational quadratic as we have used β in the scaling.

Since the model only results in a differentiable random function for $\alpha = 2$, we have to throw out this part of the generalization again. But we still obtain the intrinsically stationary case with $\beta \in [-2, 0]$. So we will only consider $\gamma_\beta(\mathbf{d}) := \gamma_{2,\beta}(\mathbf{d}) = \phi(\|\mathbf{d}\|^2)$, with

$$\phi(x) = \begin{cases} \frac{(1+x)^{-\beta/2} - 1}{2^{-\beta/2} - 1} & \beta \in [-2, \infty) \setminus \{0\} \\ \ln(1+x)/\ln(2) & \beta = 0 \end{cases}$$

Taking its derivative results in

$$\phi'(x) = \begin{cases} -\frac{\beta}{2} \frac{(1+x)^{-\beta/2-1}}{2^{-\beta/2} - 1} & \beta \in [-2, \infty) \setminus \{0\} \\ \frac{1}{\ln(2)(1+x)} & \beta = 0. \end{cases}$$

This implies with Theorem C.5 that

$$\hat{\eta} = \operatorname{argmax}_{\eta} \eta \frac{\phi'(\eta^2)}{\phi'(0)} = \operatorname{argmax}_{\eta} \eta (1 + \eta^2)^{-\frac{\beta}{2}-1}.$$

For $\beta \leq -1$ this function is monotonically increasing in η and we would therefore have $\hat{\eta} = \infty$, so only the case $\beta > -1$ is interesting. Taking the derivative with regard to η results in

$$\begin{aligned} 0 &\stackrel{!}{=} \frac{d}{d\eta} = (1 + \eta^2)^{-\frac{\beta}{2}-2} \left[(1 + \eta^2) - 2\eta^2 \left(1 + \frac{\beta}{2} \right) \right] \\ &= (1 + \eta^2)^{-\frac{\beta}{2}-2} [1 - \eta^2(1 + \beta)] \end{aligned}$$

As we can see that the derivative is larger than zero before the root $\hat{\eta} = 1/\sqrt{1 + \beta}$ and smaller afterwards it is indeed a maximum. So we get

Theorem D.8 (Generalized Rational Quadratic). *Assuming \mathcal{L} is **centered** and intrinsically stationary with variogram $\gamma_{2,\beta}$ with $\beta \in (-1, \infty)$, we have*

$$\begin{aligned} \mathbf{d}(\hat{\eta}) &= \underset{d}{\operatorname{argmin}} \operatorname{BLUE}[\mathcal{L}(w + \mathbf{d}) - \mathcal{L}(w) \mid \nabla \mathcal{L}(w)] \\ \hat{\eta} &= \frac{1}{\sqrt{1 + \beta}}. \end{aligned}$$

Reversing the scaling we did, when transitioning from the rational quadratic to the generalized rational quadratic, results in

$$\hat{\eta} = s \sqrt{\frac{\beta}{1 + \beta}}$$

Notice that for $\beta \rightarrow \infty$ we get the same scaling as in the squared exponential covariance case.

E Toy models

This section investigates the plausibility of the constant expectation assumption.

E.1 A linear model

Let us assume that the real data labels are generated by

$$Y = \theta_1^T X + \epsilon \in \mathbb{R}$$

with inputs

$$X = \theta_2 \xi \in \mathbb{R}^d$$

So the randomness is driven by output randomness ϵ with $\mathbb{E}[\epsilon] = 0$ and variance σ^2 and input randomness $\xi \in \mathbb{R}^m$ with iid entries of unit variance. We also use a linear model for regression

$$f(w, x) = w^T x, \tag{20}$$

and use the mean squared loss function

$$\mathcal{L}(w) = \mathbb{E}[(Y - w^T X)^2 \mid \theta].$$

We conditioned on the “real parameters” θ here, so we should probably talk about its prior distribution now. So first, we would like $\theta_1 \in \mathbb{R}^d$ and $\theta_2 \in \mathbb{R}^{d \times m}$ to be independent (or at least $\mathbb{E}[\theta_2 \theta_2^T \mid \theta_1]$ to be constant), second they should also be independent of ϵ and ξ . Finally let us assume $\mathbb{E}[\theta_1] = 0$.

Proposition E.1 (Explicit loss in the linear model). *For the linear probability model above, we get*

$$\mathcal{L}(w) = (\theta_1 - w)^T \theta_2 \theta_2^T (\theta_1 - w) + \sigma^2.$$

And with $\mathbb{E}[\theta_2 \theta_2^T] =: \Sigma$, we can obtain

$$\mathbb{E}[\mathcal{L}(w)] = w^T \Sigma w + \underbrace{\mathbb{E}[\theta_1^T \Sigma \theta_1]}_{=: \mu} + \sigma^2 = \|w\|_{\Sigma}^2 + \mu$$

Proof. First we calculate \mathcal{L}

$$\begin{aligned}
\mathcal{L}(w) &= \mathbb{E}[(Y - w^T X)^2 \mid \theta] \\
&= \mathbb{E}[(\theta_1 - w)^T X + \epsilon]^2 \mid \theta] \\
&= \mathbb{E}[(\theta_1 - w)^T X]^2 \mid \theta] + 2\mathbb{E}[(\theta_1 - w)^T X] \underbrace{\mathbb{E}[\epsilon \mid \theta, X] \mid \theta}_{=0} + \underbrace{\mathbb{E}[\epsilon^2]}_{=\sigma^2} \\
&= \mathbb{E}[(\theta_1 - w)^T \theta_2 \xi \xi^T \theta_2^T (\theta_1 - w) \mid \theta] + \sigma^2 \\
&\stackrel{\mathbb{E}[\xi \xi^T] = \mathbb{I}}{=} (\theta_1 - w)^T \theta_2 \theta_2^T (\theta_1 - w) + \sigma^2.
\end{aligned}$$

Then we calculate its expectation

$$\begin{aligned}
\mathbb{E}[\mathcal{L}(w)] &= \mathbb{E}[(\theta_1 - w)^T \underbrace{\mathbb{E}[\theta_2 \theta_2^T \mid \theta_1]}_{=\Sigma} (\theta_1 - w)] + \sigma^2 \\
&= \mathbb{E}[\theta_1^T \Sigma \theta_1] + 2w^T \Sigma \underbrace{\mathbb{E}[\theta_1]}_{=0} + w^T \Sigma w + \sigma^2. \quad \square
\end{aligned}$$

Notice how $\theta_2 \in \mathbb{R}^{d \times m}$ allows for a complex input data distribution X by cranking up m . If we draw all entries of θ_2 iid Gaussian and assume $m \geq d$, $\theta_2 \theta_2^T$ is Wishart distributed. In particular we have $\mathbb{E}[\theta_2 \theta_2^T] = m\mathbb{I}$. In that case the mean is rotation invariant, i.e.

$$\mathbb{E}[\mathcal{L}(w)] = m\|w\|^2 + \mu.$$

E.2 Labels as a random function

We could also have defined the labels

$$Y = f(\theta_1, X) + \epsilon$$

using the linear model f , we used for regression in (20). We now want to consider a more general model $g(\theta_1, x)$ and drop the measurement error ϵ , since it should be clear, that it will only materialize in a constant increase of the expected loss. Notice how we can always view

$$Z(x) := g(\theta_1, x)$$

as a random function into which we plug the data X . We continue to assume $X = \theta_2 \xi$ with independency between θ_1 , θ_2 and ξ . And assume that Z centered. Then we have

$$\mathcal{L}(w) = \mathbb{E}[\|f(w, X) - Y\|^2 \mid \theta] = \mathbb{E}[\|f(w, X) - Z(X)\|^2 \mid \theta].$$

It now makes sense to calculate a conditional mean first

$$\begin{aligned}
m_X(w) &:= \mathbb{E}[\|f(w, X) - Z(X)\|^2 \mid X] \\
&= \|f(w, X)\|^2 - 2\langle f(w, X), \underbrace{\mathbb{E}[Z(X) \mid X]}_{=0} \rangle + \underbrace{\mathbb{E}[\|Z(X)\|^2 \mid X]}_{=:\sigma_Z^2(X)} \\
&= \|f(w, X)\|^2 + \sigma_Z^2(X).
\end{aligned}$$

Where we have used that $\mathbb{E}[Z(x)] = 0$ and the independence of Z and X for $\mathbb{E}[Z(X) \mid X] = 0$. By the tower property of conditional expectation we now get

$$\mathbb{E}[\mathcal{L}(w)] = \mathbb{E}[m_X(w)] = \mathbb{E}[\|f(w, X)\|^2] + \underbrace{\mathbb{E}[\sigma_Z^2(X)]}_{=:\mu \in \mathbb{R}}.$$

So in general up to a constant, we could try to calculate $\mathbb{E}\|f(w, X)\|^2$ to get the expectation of the loss. A linear model f will lead to a quadratic mean. A bounded model f has a much better chance to have constant expectation on the other hand. But before we consider bounded models, let us use this insight to calculate the expectation of a linear model with bias.

E.3 Linear regression with bias

We consider $\mathbf{w} = (w, w_0)$ and $X = \theta_2 \xi$ with $\theta_2 \in \mathbb{R}^{d \times m}$ for $m \geq d$ and iid $\mathcal{N}(0, 1)$ entries for simplicity and define the regression to be

$$f(\mathbf{w}, X) = X^T w + \sqrt{m} w_0 \in \mathbb{R},$$

The normalization of the bias immediately makes sense once we calculate the resulting mean

$$\begin{aligned} \mathbb{E} \|f(\mathbf{w}, X)\|^2 &= w^T \underbrace{\mathbb{E}[X X^T]}_{=\mathbb{E}[\theta_2 \mathbb{E}[\xi \xi^T | \theta] \theta_2^T]} w + 2\sqrt{m} w_0 \underbrace{\mathbb{E}[X^T]}_{=0} w + m w_0^2 \\ &= (w^T \mathbb{E}[\theta_2 \theta_2^T] w + m w_0^2) \\ &= m \|\mathbf{w}\|^2, \end{aligned}$$

where we used the property $\mathbb{E}[\theta_2 \theta_2^T] = m \mathbb{I}$ of the Wishart matrix $\theta_2 \theta_2^T$.

F Regularized RFD

The previous section motivated

$$m_{\mathcal{L}}(w) := \mathbb{E}[\mathcal{L}(w)] = \sigma^2 \|w\|^2 + \mu.$$

Turning this into an assumption without regard for its origin results in a form of L_2 -regularization of the RFD optimization problem. We assume that

$$\bar{\mathcal{L}} = \mathcal{L} - m_{\mathcal{L}}$$

is isotropic and get due to linearity of the BLUE

$$\text{BLUE}[\mathcal{L}(w + \mathbf{d}) \mid \mathcal{L}(w), \nabla \mathcal{L}(w)] = m_{\mathcal{L}}(w + \mathbf{d}) + \frac{C(\|\mathbf{d}\|^2)}{C(0)} \bar{\mathcal{L}}(w) + \frac{C'(\|\mathbf{d}\|^2)}{C'(0)} \langle \mathbf{d}, \nabla \bar{\mathcal{L}}(w) \rangle$$

with

$$\begin{aligned} \bar{\mathcal{L}}(w) &= \mathcal{L}(w) - (\sigma^2 \|w\|^2 + \mu) \\ \nabla \bar{\mathcal{L}}(w) &= \nabla \mathcal{L}(w) - 2\sigma^2 w \end{aligned}$$

Since the direction of \mathbf{d} matters in more than one place now, the minimization problem becomes more complicated. But we still want to do the minimization over \mathbf{d} in two steps. First we fix some $\eta = \|\mathbf{d}\|$ and then we optimize over η . To solve the restricted optimization problem we define the Lagrangian function

$$L(\mathbf{d}, \lambda) := \text{BLUE}[\mathcal{L}(w + \mathbf{d}) \mid \mathcal{L}(w), \nabla \mathcal{L}(w)] + \lambda(\|\mathbf{d}\|^2 - \eta^2)$$

Taking the derivative with respect to \mathbf{d} results in

$$\begin{aligned} 0 &\stackrel{!}{=} \nabla_{\mathbf{d}} L(\mathbf{d}, \lambda) = \nabla m_{\mathcal{L}}(w + \mathbf{d}) + \frac{C'(\eta^2)}{C'(0)} \nabla \bar{\mathcal{L}}(w) + 2\lambda \mathbf{d} \\ &= 2\sigma^2(w + \mathbf{d}) + \frac{C'(\eta^2)}{C'(0)} \nabla \bar{\mathcal{L}}(w) + 2\lambda \mathbf{d} \end{aligned}$$

This implies that

$$\mathbf{d} = -\frac{\frac{C'(\eta^2)}{C'(0)} \nabla \bar{\mathcal{L}}(w) + 2\sigma^2 w}{2\sigma^2 + 2\lambda}.$$

Taking the derivative of the Lagrangian with respect to λ would provide us with the constraint $\|\mathbf{d}\| = \eta$ again. And since $2\sigma^2 + 2\lambda$ is a real number we can move out of the norm, we get

$$\frac{\mathbf{d}}{\eta} = \frac{\mathbf{d}}{\|\mathbf{d}\|} = -\frac{\frac{C'(\eta^2)}{C'(0)} \nabla \bar{\mathcal{L}}(w) + 2\sigma^2 w}{\left\| \frac{C'(\eta^2)}{C'(0)} \nabla \bar{\mathcal{L}}(w) + 2\sigma^2 w \right\|}.$$

Note that this is where a more complicated mean like $m_{\mathcal{L}}(w) = w^T \Sigma_X w$ would fail, as we can not move Σ_X out of the norm. Which is why it was important to rescale the bias in the linear model. In conclusion we have

$$\mathbf{d}(\eta) = -\eta \frac{\frac{C'(\eta^2)}{C'(0)} \nabla \bar{\mathcal{L}}(w) + 2\sigma^2 w}{\left\| \frac{C'(\eta^2)}{C'(0)} \nabla \bar{\mathcal{L}}(w) + 2\sigma^2 w \right\|}.$$

I.e. we have

$$\begin{aligned} \mathbf{d}(\eta) &\sim \underbrace{\frac{C'(\eta^2)}{C'(0)}}_{\text{trust decay}} \overbrace{(\nabla \mathcal{L}(w) - \nabla m_{\mathcal{L}}(w))}^{\nabla \bar{\mathcal{L}}(w)} + \underbrace{1}_{\text{no decay}} \nabla m_{\mathcal{L}}(w) \\ &= \frac{C'(\eta^2)}{C'(0)} \nabla \mathcal{L}(w) + \left(1 - \frac{C'(\eta^2)}{C'(0)}\right) \nabla m_{\mathcal{L}}(w). \end{aligned}$$

In other words: We start out moving in the direction of the gradient, $\mathbf{d}(0) \sim \nabla \mathcal{L}(w)$, but with increasing distance $\eta = \|\mathbf{d}\|$ from w , we trust the gradient less and less and increasingly move in the direction of the gradient of the mean $\nabla m_{\mathcal{L}}$.

Recall that L_2 -regularization of the loss implies

$$f(w) := \mathcal{L}(w) + \lambda \|w\|^2$$

and the gradient would then be

$$\nabla f(w) = \nabla \mathcal{L}(w) + 2\lambda w.$$

So in some sense we are simply selecting a dynamic regularization λ with

$$\frac{\lambda}{1 + \lambda} = 1 - \frac{C'(\eta^2)}{C'(0)},$$

where the regularization term increases with η . Resubstituting the direction $\mathbf{d}(\eta)$ back into the BLUE we get

$$\begin{aligned} &\text{BLUE}[\mathcal{L}(w + \mathbf{d}(\eta)) \mid \mathcal{L}(w), \nabla \mathcal{L}(w)] \\ &= \sigma^2 \|w + \mathbf{d}(\eta)\|^2 + \mu + \frac{C(\eta^2)}{C(0)} \bar{\mathcal{L}}(w) + \frac{C'(\eta^2)}{C'(0)} \langle \mathbf{d}(\eta), \nabla \bar{\mathcal{L}}(w) \rangle \\ &= \mu + \sigma^2 (\|w\|^2 + 2\langle w, \mathbf{d}(\eta) \rangle + \eta^2) + \frac{C(\eta^2)}{C(0)} \bar{\mathcal{L}}(w) + \left\langle \mathbf{d}(\eta), \frac{C'(\eta^2)}{C'(0)} \nabla \bar{\mathcal{L}}(w) \right\rangle \\ &= C + \sigma^2 \eta^2 + \frac{C(\eta^2)}{C(0)} \bar{\mathcal{L}}(w) + \underbrace{\left\langle \mathbf{d}(\eta), \frac{C'(\eta^2)}{C'(0)} \nabla \bar{\mathcal{L}}(w) + 2\sigma^2 w \right\rangle}_{= -\eta \left\| \frac{C'(\eta^2)}{C'(0)} \nabla \bar{\mathcal{L}}(w) + 2\sigma^2 w \right\|}, \end{aligned}$$

where C is a constant independent of η .

Theorem F.1 (Regularized RFI Descent). *For an **isotropic** random function \mathcal{L} with mean*

$$\mathbb{E}[\mathcal{L}(w)] = \sigma^2 \|w\|^2 + \mu,$$

the regularized gradient (a convex combination of $\nabla \mathcal{L}(w)$ and the expected gradient)

$$g(\eta) := \frac{C'(\eta^2)}{C'(0)} \nabla \mathcal{L}(w) + \left(1 - \frac{C'(\eta^2)}{C'(0)}\right) \underbrace{\nabla \mathbb{E}[\mathcal{L}(w)]}_{= 2\sigma^2 w}$$

is the maximum descent direction for the 1-step 1-order BLUE. I.e.

$$\mathbf{d}(\hat{\eta}) = -\hat{\eta} \frac{g(\hat{\eta})}{\|g(\hat{\eta})\|} = \underset{\mathbf{d}}{\operatorname{argmin}} \text{BLUE}[\mathcal{L}(w + \mathbf{d}) \mid \mathcal{L}(w), \nabla \mathcal{L}(w)]$$

with

$$\hat{\eta} = \underset{\eta}{\operatorname{argmin}} \sigma_X^2 \eta^2 + \frac{C(\eta^2)}{C(0)} (\mathcal{L}(w) - m_{\mathcal{L}}(w)) - \eta \|g(\eta)\|.$$

G Conservative RFD

An upper bound on \mathcal{L}

$$\hat{\mathcal{L}}(w + \mathbf{d}) = \tilde{\mathcal{L}}(w + \mathbf{d}) + \sigma_\epsilon(\mathbf{d})$$

with $(1 - \epsilon)$ probability requires

$$\mathbb{P}\left(\mathcal{L}(w + \mathbf{d}) \geq \underbrace{\text{BLUE}[\mathcal{L}(w + \mathbf{d}) \mid \mathcal{L}(w), \nabla \mathcal{L}(w)]}_{=:\tilde{\mathcal{L}}(w+\mathbf{d})} + \sigma_\epsilon(\mathbf{d})\right) \stackrel{!}{\leq} \epsilon.$$

To find an appropriate σ_ϵ , one can apply the Markov inequality to immediately find a sufficient condition

$$\begin{aligned} \mathbb{P}(\mathcal{L}(w + \mathbf{d}) \geq \hat{\mathcal{L}}(w + \mathbf{d})) &= \mathbb{P}(\mathcal{L}(w + \mathbf{d}) - \tilde{\mathcal{L}}(w + \mathbf{d}) \geq \sigma_\epsilon(\mathbf{d})) \\ &\leq \mathbb{P}(|\mathcal{L}(w + \mathbf{d}) - \tilde{\mathcal{L}}(w + \mathbf{d})| \geq \sigma_\epsilon(\mathbf{d})) \\ &\leq \frac{\mathbb{E}[(\mathcal{L}(w + \mathbf{d}) - \tilde{\mathcal{L}}(w + \mathbf{d}))^2]}{\sigma_\epsilon(\mathbf{d})} \stackrel{!}{=} \epsilon. \end{aligned}$$

A sensible selection of σ_ϵ is therefore

$$\begin{aligned} \sigma_\epsilon(\mathbf{d}) &= \sqrt{\frac{1}{\epsilon} \mathbb{E}[(\mathcal{L}(w + \mathbf{d}) - \text{BLUE}[\mathcal{L}(w + \mathbf{d}) \mid \ell(w, Z), \nabla \ell(w, \tilde{Z})])^2]} \\ &\stackrel{\mathcal{L} \text{ Gauss.}}{=} \sqrt{\frac{1}{\epsilon} \text{Var}[\mathcal{L}(w + \mathbf{d}) \mid \ell(w, Z), \nabla \ell(w, \tilde{Z})]}. \end{aligned}$$

Since the BLUE is a minimizer of the enumerator, we can actually state an explicit formula. In fact this generalizes to stochastic gradients too.

Lemma G.1. *For a stationary, centered loss \mathcal{L} the variance inside of σ_ϵ is given by*

$$\begin{aligned} &\mathbb{E}[(\mathcal{L}(w + \mathbf{d}) - \text{BLUE}[\mathcal{L}(w + \mathbf{d}) \mid \ell(w, Z), \nabla \ell(w, \tilde{Z})])^2] \\ &= \mathcal{C}(0) - \frac{\mathcal{C}(\mathbf{d})^2}{\mathcal{C}(0) + \mathbb{E}[\epsilon_0^2]} - \langle \nabla \mathcal{C}(\mathbf{d}), (-\nabla^2 \mathcal{C}(0) + \mathbb{E}[\epsilon_1 \epsilon_1^T])^{-1} \nabla \mathcal{C}(\mathbf{d}) \rangle. \end{aligned}$$

in the isotropic case this simplifies to

$$\mathcal{C}(0) - \frac{C(\|\mathbf{d}\|^2)^2}{C(0) + \mathbb{E}[\epsilon_0^2]} - 2 \frac{C'(\|\mathbf{d}\|^2)^2}{-C'(0) + \sigma^2} \|\mathbf{d}\|^2.$$

It is in particular independent of the direction of $\frac{\mathbf{d}}{\|\mathbf{d}\|}$, so the gradient direction is still optimal.

Proof. Note that

$$\text{BLUE}[\mathcal{L}(w + \mathbf{d}) \mid \mathcal{L}(w), \nabla \mathcal{L}(w)] = \underset{\hat{\mathcal{L}} \in \text{LUE}[\mathcal{L}(w+\mathbf{d}) \mid \mathcal{L}(w), \nabla \mathcal{L}(w)]}{\text{argmin}} \mathbb{E}[\|\mathcal{L}(w + \mathbf{d}) - \hat{\mathcal{L}}\|^2].$$

We calculated this argmin in Lemma C.1. Here we need the minimum, which works analogously. Simply plug in

$$a = \frac{\mathcal{C}(\mathbf{d})}{\mathcal{C}(0) + \mathbb{E}[\epsilon_0^2]} \quad \text{and} \quad b = -(-\nabla^2 \mathcal{C}(0) + \mathbb{E}[\epsilon_1 \epsilon_1^T])^{-1} \nabla \mathcal{C}(\mathbf{d}).$$

into the $g(a, b)$ derived in that proof, i.e.

$$\begin{aligned} g(a, b) &= \mathcal{C}(0) - 2a\mathcal{C}(\mathbf{d}) + a^2(\mathcal{C}(0) + \mathbb{E}[\epsilon_0^2]) + 2\langle b, \nabla \mathcal{C}(\mathbf{d}) \rangle + \langle b, (-\nabla^2 \mathcal{C}(0) + \mathbb{E}[\epsilon_1 \epsilon_1^T])b \rangle \\ &= \mathcal{C}(0) - \frac{\mathcal{C}(\mathbf{d})^2}{\mathcal{C}(0) + \mathbb{E}[\epsilon_0^2]} - \langle \nabla \mathcal{C}(\mathbf{d}), (-\nabla^2 \mathcal{C}(0) + \mathbb{E}[\epsilon_1 \epsilon_1^T])^{-1} \nabla \mathcal{C}(\mathbf{d}) \rangle. \end{aligned}$$

Now simply reuse the facts $\nabla^2 \mathcal{C}(0) = 2C'(0)\mathbb{I}$, $\mathbb{E}[\epsilon_1 \epsilon_1^T] = \sigma^2 \mathbb{I}$ and $\nabla \mathcal{C}(\mathbf{d}) = 2C'(\|\mathbf{d}\|^2)\mathbf{d}$ for the isotropic case to get

$$\mathcal{C}(0) - \frac{C(\|\mathbf{d}\|^2)^2}{C(0) + \mathbb{E}[\epsilon_0^2]} - 2 \frac{C'(\|\mathbf{d}\|^2)^2}{-C'(0) + \sigma^2} \|\mathbf{d}\|^2. \quad \square$$

Theorem G.2 (Conservative RFD). *Minimizing the upper bound*

$$\hat{\mathcal{L}}(w + \mathbf{d}) = \tilde{\mathcal{L}}(w + \mathbf{d}) + \sigma_\epsilon(\mathbf{d})$$

over \mathbf{d} in the isotropic case results in

$$\mathbf{d}(\hat{\eta}) = -\frac{\eta}{\|\nabla \ell(w, \tilde{Z})\|} \nabla \ell(w, \tilde{Z})$$

with

$$\hat{\eta} = \underset{\eta}{\operatorname{argmin}} \frac{C(\eta^2)}{C(0)} (\ell(w, Z) - \mu) - \eta \frac{C'(\eta^2)}{C'(0)} \|\nabla \ell(w, \tilde{Z})\| + \sigma_\epsilon(\eta)$$

Proof. As σ_ϵ is rotation invariant, we can simply apply Lemma C.4. Although this time it is not possible to divide by $\|\nabla \ell(w, \tilde{Z})\|$. \square

H Second order methods

This section is a final addendum which was not discussed in the main work. Since we were able to derive gradient descent from conditional expectation, it is natural to ask, whether it might be possible to derive higher order methods, like the Newton method from a conditional expectation too. While we were able to recognize a Taylor-like component in the second order conditional expectation, this approach has overall felt like a dead end, especially because second order methods are not common in machine learning in the first place. But perhaps this will be a useful starting point for future research.

Lemma H.1. *If \mathcal{L} is a **centered, intrinsically stationary, twice differentiable** random function, with **rotation invariant** variogram γ of the form $\gamma(\mathbf{d}) = \phi(\|\mathbf{d}\|^2)$, then*

$$\begin{aligned} & \text{BLUE}[\underbrace{\mathcal{L}(w + \mathbf{d}) - \mathcal{L}(w)}_{=: \mathcal{L}_w(\mathbf{d})} \mid \nabla \mathcal{L}(w), \nabla^2 \mathcal{L}(w)] \\ &= \underbrace{\frac{\phi'(\|\mathbf{d}\|^2)}{\phi'(0)} \langle \mathbf{d}, \nabla \mathcal{L}(w) \rangle - \frac{\phi''(\|\mathbf{d}\|^2)}{\phi''(0)} \frac{1}{2} \langle \nabla^2 \mathcal{L}(w) \mathbf{d}, \mathbf{d} \rangle}_{\text{Taylor-like}} \\ &+ \frac{\operatorname{tr}(\nabla^2 \mathcal{L}(w))}{d+2} \left[\frac{\phi'(0) - \phi'(\|\mathbf{d}\|^2)}{2\phi''(0)} + \frac{\phi''(\|\mathbf{d}\|^2)}{2\phi''(0)} \|\operatorname{diag}(\mathbf{d})\|^2 \right]. \end{aligned}$$

Proof. We have

$$\hat{\mathcal{L}}_w(\mathbf{d}) = \langle b, \nabla \mathcal{L}(w) \rangle + \underbrace{\sum_{ij} \partial_{ij} \mathcal{L}(w) c_{ij}}_{=: \langle \nabla^2 \mathcal{L}(w), c \rangle}$$

where due to $\partial_{ij} \mathcal{L} = \partial_{ji} \mathcal{L}$ only the sum $c_{ij} + c_{ji}$ matters and we can assume without loss of generality $c_{ij} = c_{ji}$. We want to minimize

$$\begin{aligned} g(b, c) &= \mathbb{E}[\|\mathcal{L}_w(\mathbf{d}) - \hat{\mathcal{L}}_w(\mathbf{d})\|^2] \\ &= \mathbb{E}[\mathcal{L}_w(\mathbf{d})^2] \\ &\quad - 2\langle b, \mathbb{E}[\mathcal{L}_w(\mathbf{d}) \nabla \mathcal{L}(\mathbf{d})] \rangle + \langle b, \mathbb{E}[\nabla \mathcal{L}(w) \nabla \mathcal{L}(w)^T] b \rangle \\ &\quad - \langle \mathbb{E}[\mathcal{L}_w(\mathbf{d}) \nabla^2 \mathcal{L}(w)], c \rangle + \mathbb{E} \left[\left(\sum_{i,j} \partial_{ij} \mathcal{L}(w) c_{ij} \right)^2 \right] \\ &\stackrel{\text{Lem A.14}}{=} 2\gamma(\mathbf{d}) - 2\langle b, \nabla \gamma(\mathbf{d}) \rangle + \langle b, \nabla^2 \gamma(0) b \rangle \\ &\quad - 2\langle \nabla^2 \gamma(0) - \nabla^2 \gamma(\mathbf{d}), c \rangle + \sum_{l,k,i,j} \partial_{lkij} \gamma(0) c_{lk} c_{ij} \end{aligned}$$

where we have used the fact that the first and second derivative are uncorrelated. Since b and c are in this sense independent from each other, optimizing g over b results in the same factor as in Lemma C.2. So we just need to consider the optimization over c . The first order condition is

$$0 \stackrel{!}{=} \frac{1}{2} \frac{dg}{dc_{ij}} = -\partial_{ij}[\gamma(0) - \gamma(\mathbf{d})] + \sum_{l,k} \partial_{lkij} \gamma(0) c_{lk}$$

As we are in the rotational invariant case $\gamma(\mathbf{d}) = \phi(\|\mathbf{d}\|^2)$ we have (Lemma A.15)

$$\begin{aligned} \partial_{ij} \gamma(\mathbf{d}) &= 4\phi''(\|\mathbf{d}\|^2) \mathbf{d}_i \mathbf{d}_j + 2\phi'(\|\mathbf{d}\|^2) \delta_{ij} \\ \partial_{lkij} \gamma(0) &= 4\phi''(0) [\delta_{ki} \delta_{jl} + \delta_{kj} \delta_{il} + \delta_{ij} \delta_{kl}]. \end{aligned}$$

Which simplifies the first order condition to

$$\begin{aligned} 0 \stackrel{!}{=} \frac{1}{2} \frac{dg}{dc_{ij}} &= 4\phi''(\|\mathbf{d}\|^2) \mathbf{d}_i \mathbf{d}_j + 2\phi'(\|\mathbf{d}\|^2) \delta_{ij} - 2\phi'(0) \delta_{ij} \\ &\quad + 4\phi''(0) \sum_{l,k} [\delta_{ki} \delta_{jl} + \delta_{kj} \delta_{il} + \delta_{ij} \delta_{kl}] c_{lk} \\ &= 4\phi''(\|\mathbf{d}\|^2) \mathbf{d}_i \mathbf{d}_j + 2[\phi'(\|\mathbf{d}\|^2) - \phi'(0)] \delta_{ij} \\ &\quad + 4\phi''(0) [c_{ji} + c_{ij} + \delta_{ij} \text{diag}(c)] \end{aligned}$$

Taking another derivative in c results in a multiple of $4\phi''(0)$ which is greater zero. Therefore the first order condition describes a minimum. Recall that we have have assumed $c_{ij} = c_{ji}$ without loss of generality. So for $i \neq j$ we have

$$0 \stackrel{!}{=} \phi''(\|\mathbf{d}\|^2) \mathbf{d}_i \mathbf{d}_j + 2\phi''(0) c_{ij}$$

which implies

$$c_{ij} = -\frac{\phi''(\|\mathbf{d}\|^2)}{2\phi''(0)} \mathbf{d}_i \mathbf{d}_j.$$

On the diagonal on the other hand

$$0 \stackrel{!}{=} \phi''(\|\mathbf{d}\|^2) \mathbf{d}_i \mathbf{d}_i + \frac{1}{2} [\phi'(\|\mathbf{d}\|^2) - \phi'(0)] + \phi''(0) [2c_{ii} + \text{diag}(c)]$$

which implies

$$c_{ii} = -\left[\frac{\phi''(\|\mathbf{d}\|^2)}{2\phi''(0)} \mathbf{d}_i \mathbf{d}_i + \frac{\frac{1}{2} [\phi'(\|\mathbf{d}\|^2) - \phi'(0)]}{2\phi''(0)} + \frac{\text{diag}(c)}{2} \right].$$

Of course this is still recursive due to the diagonal. But

$$\text{diag}(c) = -\frac{\phi''(\|\mathbf{d}\|^2)}{2\phi''(0)} \sum_i \mathbf{d}_i^2 - \frac{d}{2} \frac{\phi'(\|\mathbf{d}\|^2) - \phi'(0)}{2\phi''(0)} - \frac{d}{2} \text{diag}(c)$$

implies

$$\text{diag}(c) = -\frac{\frac{\phi''(\|\mathbf{d}\|^2)}{2\phi''(0)} \sum_i \mathbf{d}_i^2 + \frac{d}{2} \frac{\phi'(\|\mathbf{d}\|^2) - \phi'(0)}{2\phi''(0)}}{1 + \frac{d}{2}}.$$

So we finally end up with

$$\begin{aligned} c_{ij} &= -\frac{\phi''(\|\mathbf{d}\|^2)}{2\phi''(0)} \mathbf{d}_i \mathbf{d}_j \\ &\quad - \delta_{ij} \underbrace{\left[\frac{\frac{1}{2} [\phi'(\|\mathbf{d}\|^2) - \phi'(0)]}{2\phi''(0)} - \frac{\frac{\phi''(\|\mathbf{d}\|^2)}{2\phi''(0)} \sum_i \mathbf{d}_i^2 + \frac{d}{2} \frac{\phi'(\|\mathbf{d}\|^2) - \phi'(0)}{2\phi''(0)}}{2(1 + \frac{d}{2})} \right]}_{=: \text{I}}. \end{aligned}$$

where we can further simplify I to

$$\begin{aligned} \text{I} &= \left(1 - \frac{d}{2+d} \right) \frac{\frac{1}{2} [\phi'(\|\mathbf{d}\|^2) - \phi'(0)]}{2\phi''(0)} - \frac{\frac{\phi''(\|\mathbf{d}\|^2)}{2\phi''(0)} \|\text{diag}(\mathbf{d})\|^2}{2+d} \\ &= \frac{1}{2+d} \left[\frac{\phi'(\|\mathbf{d}\|^2) - \phi'(0)}{2\phi''(0)} - \frac{\phi''(\|\mathbf{d}\|^2)}{2\phi''(0)} \|\text{diag}(\mathbf{d})\|^2 \right]. \end{aligned}$$

So the BLUE is of the form

$$\text{BLUE}[\mathcal{L}_w(\mathbf{d}) \mid \nabla \mathcal{L}(w), \nabla^2 \mathcal{L}(w)] = \frac{\phi'(\|\mathbf{d}\|^2)}{\phi'(0)} \langle \mathbf{d}, \nabla \mathcal{L}(w) \rangle + \sum_{ij} \partial_{ij} \mathcal{L}(w) c_{ij}$$

with

$$c_{ij} = -\frac{\phi''(\|\mathbf{d}\|^2)}{2\phi''(0)} \mathbf{d}_i \mathbf{d}_j + \frac{\delta_{ij}}{d+2} \left[\frac{\phi'(0) - \phi'(\|\mathbf{d}\|^2)}{2\phi''(0)} + \frac{\phi''(\|\mathbf{d}\|^2)}{2\phi''(0)} \|\text{diag}(\mathbf{d})\|^2 \right].$$

Plugging these c_{ij} into the BLUE yields the claim. □