

# CORS: CLASS-ORIENTED RELATIONAL SELF DISTILLATION

Muzhou Yu<sup>1</sup>, Sia Huat Tan<sup>2</sup>, Kailu Wu<sup>2</sup>, Runpei Dong<sup>1</sup>, Linfeng Zhang<sup>2</sup>, Kaisheng Ma<sup>2\*</sup>

<sup>1</sup> Xi'an Jiaotong University, <sup>2</sup> Tsinghua University

## ABSTRACT

Knowledge distillation conducts an effective model compression method while holding some limitations: (1) the feature based distillation methods only focus on distilling the feature map but are lack of transferring the relation of data examples; (2) the relational distillation methods are either limited to the handcrafted functions for relation extraction, such as  $L_2$  norm, or weak in inter- and intra- class relation modeling. Besides, the feature divergence of heterogeneous teacher-student architectures may lead to inaccurate relational knowledge transferring. In this work, we propose a novel training framework named Class-Oriented Relational Self Distillation (CORS) to address the limitations. The trainable relation networks are designed to extract relation of structured data input, and they enable the whole model to better classify samples by transferring the relational knowledge from the deepest layer of the model to shallow layers. Besides, auxiliary classifiers are proposed to make relation networks capture class-oriented relation that benefits classification task. Experiments demonstrate that CORS achieves remarkable improvements. Compared to baseline, 3.8%, 1.5% and 4.5% averaged accuracy boost can be observed on CIFAR100, ImageNet and CUB-200-2011, respectively.

**Index Terms**— Knowledge Distillation, Model Compression, Relation Learning.

## 1. INTRODUCTION

Driven by the deep neural network (DNN), computer vision [1, 2] has developed at an unprecedented speed. The success of SOTA model usually depends on high computing and storage costs, and various techniques for model compression have been proposed, such as pruning [3], quantization [4] and knowledge distillation [5, 6, 7], in which the inspiration of knowledge distillation comes from the knowledge transferred from teacher model to student model. Moreover, self distillation (SD) [8] has been proposed to distill knowledge from deeper layers to shallower layers within one model. Due to its efficiency, many researches [9, 10] have enforced various criteria based on SD.

Recently, relation learning has become popular in deep learning [11, 12]. However, in knowledge distillation, most of the methods with or without relation learning, are faced of the

following two issues: (1) Previous methods without relation learning only focus on the alignment of output logits [6] or features [5] from teacher to student but ignore the transferring of relation of data examples, leading to low-efficiency distillation. (2) Lately, some works propose to improve the performance of knowledge distillation by transferring relation of data samples but are limited in handcrafted functions for relation extraction, such as  $L_2$  norm [11] or inner product [12]. These naive relation extraction methods often fail to make full use of the relational knowledge, *i.e.*, inter-class contrastiveness and intra-class similarity. Furthermore, direct transferring of knowledge from teacher to student of different architectures ignores the hierarchical feature divergence within models, which may lead to inaccurate relation transferring in feature space.

In this work, we propose a novel training framework named Class-Oriented Relational Self Distillation (CORS) to overcome these obstacles. In order to make full use of sample relation, we use structured input where each input image is randomly coupled with a positive image of the same class and a negative image of a different class. Rather than using handcrafted functions for relation extraction, we design the trainable relation networks to extract the inter-class and intra-class relational knowledge of the structured input. In order to train the relation networks for better relation modeling and reinforcement, we adopt the typical triplet loss [13] to further enhance the inter-class contrastiveness and intra-class similarity. As a result, the class-aware relation is obtained and enhanced, and then be transferred from the deepest layer of the backbone to shallow layers. Moreover, auxiliary classifiers are proposed to help relation networks to capture class-oriented relation that is beneficial to classification task.

To sum up, the contribution of this work can be summarized as follows: (1) We propose a novel training framework named CORS. The trainable relation networks are designed to capture inter-class and intra-class relation of structured input, and the transferring of the relational knowledge from the deepest layer to shallow layers enables the whole model to better discriminate and classify input. (2) Auxiliary classifiers are utilized to help the relation networks for class-oriented relation extraction that are beneficial to classification task, leading to high-efficiency relational distillation. (3) Extensive experiments on three datasets across six models demonstrate that our proposed CORS outperforms the SOTA distillation methods by a large margin.

\*Corresponding author: kaisheng@mail.tsinghua.edu.cn

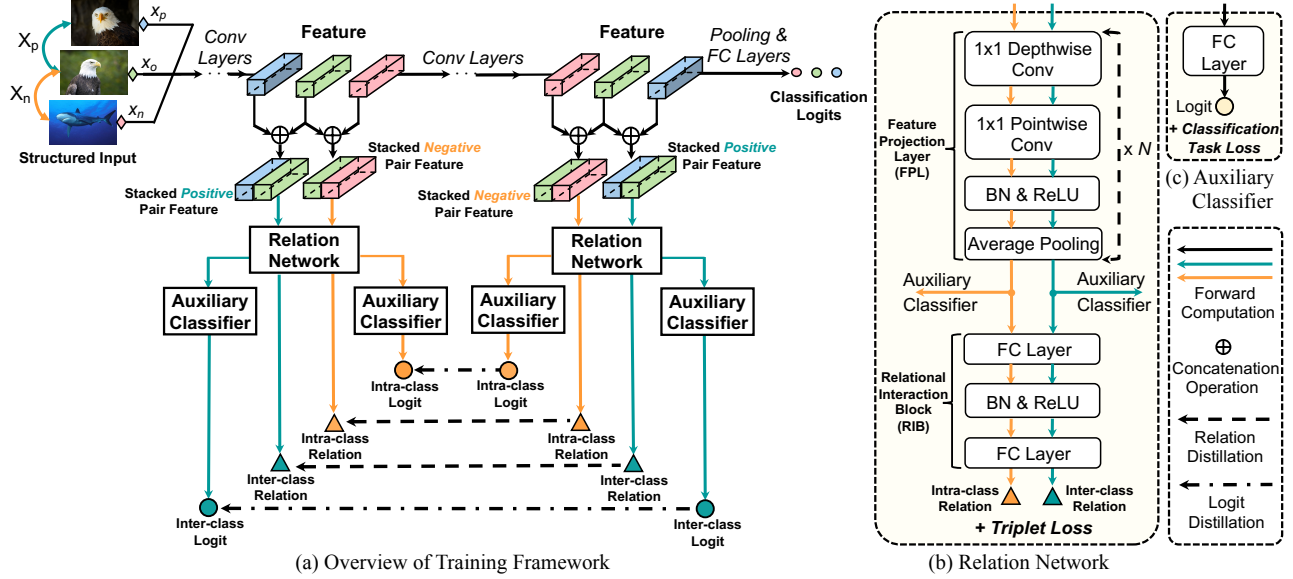


Fig. 1: The overview of our proposed training framework Class-Oriented Relational Self Distillation (CORSD). *Best viewed in color.*

## 2. METHODOLOGY

For an input image  $x_o$ , we randomly choose another image with the same label as the positive image  $x_p$  along with an image with any different label as the negative image  $x_n$ . Then we make the positive pair  $\mathbf{X}_p = (x_o, x_p)$  and the negative pair  $\mathbf{X}_n = (x_o, x_n)$  together to be our structured input, which respectively encodes the intra-class and inter-class samples. Note that during every training epoch, each image in the training set is trained only once. Therefore, the batch size of training is a multiple of 3 and for fair comparison, the batch size of all other competing methods in section 3.1 is the same as ours. For dataset CIFAR, CUB-200-2011 and ImageNet, the batch size is 129, 129 and 255, respectively. As the above process of data split is completely random, the training setting brings no extra benefit to the results. The overview of CORSD is shown in Figure 1. Since all the relation networks, auxiliary classifiers are dropped during inference, it brings no extra computation or memory overheads.

### 2.1. Relation Network Training

**Relation Network Architecture** Assuming there are total  $k$  convolution blocks in the backbone and larger index of convolution block represents deeper layer, the relation networks are attached to different depths of the backbone model. And the relation networks are independent along  $k$  depths of convolution blocks and hold their own parameters. Specifically, our designed trainable relation networks at the  $i$ th convolution block can be denoted as  $\Phi$  parameterized by  $\vartheta^i$ .  $\Phi$  is two-fold where the first part  $g^{RN}$  is the Feature Projection Layer (FPL) consisting of several convolutional layers which serves for feature projection. And the second part is the learnable Relational

Interaction Block (RIB)  $\psi^{RN}$ , comprising fully connected layers which are applied for final relation calculation. The detailed structure of relation network is shown in Figure 1(b).

**Relation Reinforcement and Distillation** The images  $x_o$ ,  $x_p$  and  $x_n$  are fed into the backbone to obtain the corresponding features at different depths. Let  $f_o^i$ ,  $f_p^i$  and  $f_n^i$  respectively be the features of  $x_o$ ,  $x_p$  and  $x_n$  for the  $i$ th convolution block. We first concatenate the structured input features in couples, i.e.,  $f_o^i$  is respectively concatenated with  $f_p^i$  and  $f_n^i$  for the stacked positive and negative pairs, which can be described as  $F_p^i = [f_o^i, f_p^i]$  and  $F_n^i = [f_o^i, f_n^i]$ . Then, the relation within the positive pair as well as the negative pair can be given as  $R_p^i = \Phi(F_p^i, \vartheta^i)$  and  $R_n^i = \Phi(F_n^i, \vartheta^i)$ .  $R_p^i$  and  $R_n^i$  represent the distance measure within the positive pair and negative pair in feature space. Therefore, the smaller  $R_p^i$  is, the closer relation within the positive pair is, and for  $R_n^i$  vice versa. Then we introduce the triplet loss  $\mathcal{L}_{triplet}$  to train our relation networks to encourage closer interrelation within the positive pair (intra-class) and distant relation within the negative pair (inter-class) by margin  $m$ :

$$\mathcal{L}_{triplet} = \alpha \sum_{i=1}^k \max(R_p^i - R_n^i + m, 0), \quad (1)$$

where  $\alpha$  is the hyper-parameter and margin  $m$  is usually set to 1. Then, the relation distillation loss  $\mathcal{L}_{RD}$  is utilized to transfer the relation  $R_p^i$  and  $R_n^i$  from the deepest layer to shallow layers:

$$\mathcal{L}_{RD} = \beta \sum_{i=1}^{k-1} (\ell_2(R_p^i, R_p^k) + \ell_2(R_n^i, R_n^k)). \quad (2)$$

where  $\beta$  is the hyper-parameter and  $\ell_2$  represents  $L_2$  norm that induces the relation within the positive and negative pairs at

Model	Baseline	KD [6]	FitNet [5]	DML [14]	RKD [11]	AT [15]	SP [12]	CC [16]	SD [17]	CS-KD [9]	TF-KD [7]	PS-KD [10]	CORS D
ResNet18	77.09	78.34	78.57	78.72	78.53	78.45	79.02	78.76	78.64	79.51	78.43	<b>79.90</b>	<b>81.10</b> $\uparrow 1.20$
ResNet101	77.98	78.97	79.12	79.82	79.59	79.65	80.12	79.91	80.23	81.12	80.04	<b>81.59</b>	<b>82.21</b> $\uparrow 0.62$
ResNeXt50-4	79.49	80.46	79.54	80.39	80.94	81.05	80.67	80.72	<b>82.45</b>	81.63	80.14	82.10	<b>82.50</b> $\uparrow 0.05$
WideResNet50-2	79.13	80.15	79.52	79.95	80.54	80.42	80.78	80.94	<b>82.16</b>	81.71	80.45	82.15	<b>83.02</b> $\uparrow 0.86$
WideResNet101-2	79.53	80.52	79.65	80.69	80.46	80.71	81.05	81.19	<b>82.56</b>	82.16	80.93	82.41	<b>83.55</b> $\uparrow 0.99$
SEResNet18	77.27	78.43	78.49	78.58	78.17	78.81	78.42	78.56	79.01	<b>79.86</b>	78.96	79.67	<b>80.70</b> $\uparrow 0.84$
SEResNet50	77.69	78.89	78.82	79.72	79.11	79.02	78.74	78.82	<b>80.56</b>	80.01	79.23	80.12	<b>82.54</b> $\uparrow 1.98$
PreactResNet18	76.05	77.41	78.79	77.03	78.20	78.01	78.77	78.34	78.12	78.87	78.01	<b>79.03</b>	<b>79.83</b> $\uparrow 0.80$
PreactResNet50	77.74	78.26	79.12	78.48	79.15	79.15	79.57	79.59	<b>80.12</b>	79.77	78.96	80.10	<b>81.08</b> $\uparrow 0.96$
MobileNetV1	67.82	67.55	<b>71.78</b>	67.73	69.42	71.33	71.57	70.78	71.39	71.45	70.67	71.23	<b>71.90</b> $\uparrow 0.12$

**Table 1:** Top-1 accuracy (%) on CIFAR100 across a number of distillation methods. Boldface marks the best performing accuracy. The teacher model of all knowledge distillation methods is ResNeXt101-8, which the accuracy is 83.78 %.

Model	Baseline	SD [17]	CS-KD [9]	PS-KD [10]	CORS D
ResNet18	69.57	70.51	70.39	<b>70.59</b>	<b>71.02</b> $\uparrow 0.43$
ResNeXt50-4	77.62	78.47	78.35	<b>78.76</b>	<b>79.13</b> $\uparrow 0.37$
WideResNet50-2	78.47	<b>79.02</b>	78.76	78.91	<b>79.45</b> $\uparrow 0.43$

**Table 2:** Top-1 accuracy (%) on ImageNet across several self distillation based methods. Boldface marks the best performing accuracy.

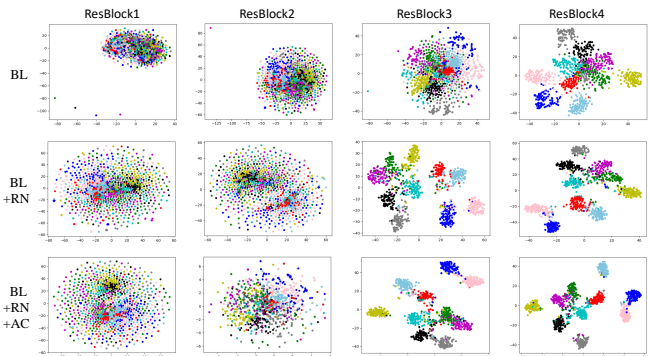
Model	Baseline	RKD [11]	CORS D
ResNet18	73.72	75.78	<b>77.30</b> $\uparrow 1.52$
ResNet50	74.02	76.80	<b>78.33</b> $\uparrow 1.53$
ResNeXt50-4	74.20	77.32	<b>78.92</b> $\uparrow 1.60$
WideResNet50-2	74.57	77.42	<b>78.97</b> $\uparrow 1.55$
SEResNet18	73.79	77.17	<b>78.71</b> $\uparrow 1.54$
PreactResNet18	73.02	75.61	<b>77.12</b> $\uparrow 1.51$

**Table 3:** Top-1 accuracy (%) on CUB-200-2011. Boldface marks the best performing accuracy. The teacher model of RKD is ResNeXt101-8, which accuracy is 79.12%.

shallow layers to approximate the corresponding relation at the deepest layer. Therefore, more knowledge of inter-class and intra-class information are distilled to shallow layers and thus the whole neural network learns more and better.

## 2.2. Auxiliary Classifier Training

We propose auxiliary classifiers to help the relation networks further capture class-oriented relation that are beneficial to classification task. Our designed positive and negative auxiliary classifiers are both comprised of a single FC layer as the classification head. Similar to the relation networks, the auxiliary classifiers are depth-dependent, which can be parameterized with  $\xi_p^i$  for the positive classifier and  $\xi_n^i$  for the negative at the  $i$ th block. Let  $Z_p^i$  and  $Z_n^i$  be the projected positive and negative pair features after FPL  $g^{RN}$  in relation networks. Then,  $Z_p^i$  and  $Z_n^i$  are separately fed into the positive and negative auxiliary classifiers  $\phi_p^{AC}$  and  $\phi_n^{AC}$  for auxiliary classification task training. Because we train the features after FPL through auxiliary classifiers, we can get more class-oriented features. When these features are fed into RIB for relation extraction, they can help RIB capture more class-oriented relation, that is, more inter- and intra- class relation.



**Fig. 2:** Visualization of feature distribution at different depths. BL represents baseline training, RN indicates relation network training and AC stands for auxiliary classifier training. *Recommended zoom in for better view.*

**Positive Auxiliary Classifier** For the positive projected feature  $Z_p^i$ , the positive auxiliary classifier loss  $\mathcal{L}_{PAC}$  is composed of two components, the positive auxiliary task loss  $\mathcal{L}_{PAT}$  and positive logit distillation loss  $\mathcal{L}_{PLD}$ .  $\mathcal{L}_{PAT}$  is utilized to encourage  $Z_p^i$  to perform the classification task, which can be formulated as:

$$\mathcal{L}_{PAT} = \gamma_p(1 - \lambda) \sum_{i=1}^k L_{CE}(\phi_p^{AC}(Z_p^i; \xi_p^i), y_p), \quad (3)$$

where  $\gamma_p$ ,  $\lambda$  are hyper-parameters and  $L_{CE}$  is the Cross Entropy and  $y_p$  denotes the label of the positive pair  $\mathbf{X}_p = (x_o, x_p)$  which is same as the label of image  $x_o$  or  $x_p$ . Thus, we can get more class-oriented feature representation of  $Z_p^i$ . Besides, the positive logit distillation loss  $\mathcal{L}_{PLD}$  is designed to advance the training of the positive auxiliary classifier, which can be written as:

$$\mathcal{L}_{PLD} = \gamma_p \lambda \sum_{i=1}^{k-1} D_{KL}(\phi_p^{AC}(Z_p^i; \xi_p^i), \phi_p^{AC}(Z_p^k; \xi_p^k)). \quad (4)$$

where  $D_{KL}$  represents the KL divergence.

**Negative Auxiliary Classifier** Similarly for  $Z_n^i$ , the negative auxiliary classifier loss  $\mathcal{L}_{NAC}$  is also two-fold, *i.e.*, the negative auxiliary task loss  $\mathcal{L}_{NAT}$  and negative logit distillation loss  $\mathcal{L}_{NLD}$ .  $\mathcal{L}_{NAT}$  is utilized to encourage the  $Z_n^i$  to represent more discriminated inter-class fea-

BL	✓	✓	✓	✓	✓	✓
+RD	×	✓	×	×	×	×
+RN	×	×	×	✓	×	✓
+AC	×	×	×	×	×	✓
+LD	×	×	×	×	✓	✓
Acc.	77.1	77.9	79.1	81.0	77.6	81.1

**Table 4:** Ablation study of Top-1 accuracy (%) with ResNet18 on the CIFAR100 dataset.

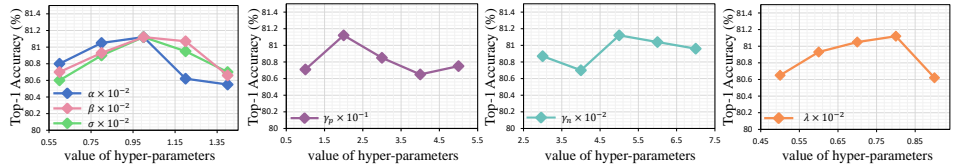
tures:  $\mathcal{L}_{NAT} = \gamma_n(1 - \lambda) \sum_{i=1}^k L_{CE}(\phi_n^{AC}(Z_n^i; \xi_n^i), y_n^*)$ , where  $\gamma_n$  is the hyper-parameter and  $y_n^*$  denotes a soft label of the negative pair  $\mathbf{X}_n = (x_o, x_n)$ . This soft label can be written as  $y_n^* = 0.5y_o + 0.5y_n$ , where  $y_o$  and  $y_n$  are the labels of image  $x_o$  and  $x_n$ . Similarly, we design the negative logit distillation loss  $\mathcal{L}_{NLD}$  to promote the training of the negative auxiliary classifier:  $\mathcal{L}_{NLD} = \gamma_n \lambda \sum_{i=1}^{k-1} D_{KL}(\phi_n^{AC}(Z_n^i; \xi_n^i), \phi_n^{AC}(Z_n^k; \xi_n^k))$ . Assisted by the negative auxiliary classifiers, the relation networks can obtain more class-oriented features, and then make use of the discriminated features for better relation modeling, that is class-oriented relation.

Besides the feature’s relation alignments, we propose logit distributions calibration to further reinforce inter-class and intra-class relation of the backbone logits, that is minimized intra-class relation and maximized inter-class relation:  $\mathcal{L}_{logit} = \sigma(\psi^{RN}(\tilde{\mathcal{F}}_p; \eta) - \psi^{RN}(\tilde{\mathcal{F}}_n; \eta))$  where  $\sigma$  is the hyper-parameter,  $\tilde{\mathcal{F}}_p, \tilde{\mathcal{F}}_n$  denotes the stacked positive/negative backbone logit.

### 3. EXPERIMENTS

The experiments are conducted with six different kinds of models, including ResNet [1], PreActResNet [18], SENet [19], ResNeXt [20], WideResNet [21], MobileNetV1 [22], and are evaluated on three popular datasets, including CIFAR [23], ImageNet [24] and CUB-200-2011 [25]. Eleven kinds of distillation methods are used for comparison, *i.e.* KD [6], SD [17]. The baseline represents the model trained from scratch without any distillation. Across all models in Table 1, the average training time and memory of CORSD is about 152% and 163% increase to baseline. Take ResNet18 trained on CIFAR100 as example, the training time of CORSD and baseline is 4.3h and 2.6h, and the training memory of CORSD and baseline is 2.4GB and 1.4GB. Overall, the training overhead of CORSD is acceptable and can be handled by commercial GPU.

**Experimental Results** Table 1 shows the test accuracy of CORSD and other distillation methods on CIFAR100. We can conclude that CORSD brings significant accuracy boost compared to baseline and other competing methods. Specifically, CORSD surpasses SD by a large margin. On average, 1.09% higher accuracy can be observed on CIFAR100. The classification accuracy on ImageNet is shown in Table 2. CORSD reveals the superiority compared with other methods. The



**Fig. 3:** Sensitivity study of hyper-parameters with ResNet18 on the CIFAR100 dataset. *Recommended zoom in for better view.*

classification results on CUB-200-2011 is shown in Table 3. CORSD leads to 1.54% superiority on average across all models than RKD, ranging from 1.51% for PreactResNet18 to 1.60% for ResNeXt50-4. In conclusion, our proposed CORSD achieves SOTA and achieves consistent and significant accuracy improvement on different neural networks and datasets compared with other distillation methods.

**Visualization** In order to have a better understanding of the enhancement of inter-class and intra-class relation of CORSD, we visualize the distributions of samples in feature space at different depths. As depicted in Figure 2, t-SNE visualizations [26] with ResNeXt101-8 trained on CIFAR100 are conducted. When we successively add relation network training and auxiliary classifier training to the baseline, the performance of each block to cluster samples in feature space are much more remarkable, which can help the deep neural network to better classify samples.

**Ablation Study and Sensitivity Study** As shown in Table 4, we can observe that relation network training (RN), auxiliary classifier training (AC) and logit distribution calibration (LD) in our method has its individual effectiveness and they can be utilized together to achieve better performance than baseline (BL) as well as relation self distillation (RD) using handcrafted function  $L_2$  norm for relation extraction without our proposed relation network. The sensitivity study of each hyper-parameter is shown in Figure 3. Since the values of different losses vary in one order of magnitude at most, the values of hyper-parameters for different losses differ from  $10^{-1}$  to  $10^{-2}$  for the loss balancing. It can be observed that our method is robust to the choice of hyper-parameters and has consistent accuracy boost to other SOTA method PS-KD, which the accuracy is 79.9%. In this paper, we adopt the best setting ( $\alpha = \beta = \sigma = 0.01, \gamma_p = 0.2, \gamma_n = 0.05, \lambda = 0.8$ ) for all experiments.

### 4. CONCLUSIONS

In this work, we propose a novel training framework named CORSD for performance boosting of models on classification task. The trainable relation networks and auxiliary classifiers are designed to capture and reinforce the relation of structured input, taking full advantage of inter-class contrastiveness and intra-class similarity, which conspicuously bring benefits to classification performance.

## 5. REFERENCES

- [1] Kaiming He, Xiangyu Zhang, Shaoqing Ren, and Jian Sun, “Deep residual learning for image recognition,” in *CVPR*, 2016.
- [2] Shaoqing Ren, Kaiming He, Ross B. Girshick, and Jian Sun, “Faster R-CNN: towards real-time object detection with region proposal networks,” in *NIPS*, 2015.
- [3] Song Han, Huizi Mao, and William J. Dally, “Deep compression: Compressing deep neural network with pruning, trained quantization and Huffman coding,” in *ICLR*, 2016.
- [4] Mohammad Rastegari, Vicente Ordonez, Joseph Redmon, and Ali Farhadi, “Xnor-net: Imagenet classification using binary convolutional neural networks,” in *ECCV*, 2016.
- [5] Adriana Romero, Nicolas Ballas, Samira Ebrahimi Kahou, Antoine Chassang, Carlo Gatta, and Yoshua Bengio, “Fitnets: Hints for thin deep nets,” in *ICLR*, 2015.
- [6] Geoffrey E. Hinton, Oriol Vinyals, and Jeffrey Dean, “Distilling the knowledge in a neural network,” *CoRR*, vol. abs/1503.02531, 2015.
- [7] Li Yuan, Francis E. H. Tay, Guilin Li, Tao Wang, and Jiashi Feng, “Revisiting knowledge distillation via label smoothing regularization,” in *CVPR*, 2020.
- [8] Tommaso Furlanello, Zachary Lipton, Michael Tschanen, Laurent Itti, and Anima Anandkumar, “Born again neural networks,” in *ICML*, 2018.
- [9] Sukmin Yun, Jongjin Park, Kimin Lee, and Jinwoo Shin, “Regularizing class-wise predictions via self-knowledge distillation,” in *CVPR*. 2020, pp. 13873–13882, Computer Vision Foundation / IEEE.
- [10] Kyungyul Kim, Byeongmoon Ji, Doyoung Yoon, and Sangheum Hwang, “Self-knowledge distillation with progressive refinement of targets,” in *ICCV*. 2021, pp. 6547–6556, IEEE.
- [11] Wonpyo Park, Dongju Kim, Yan Lu, and Minsu Cho, “Relational knowledge distillation,” in *CVPR*, 2019.
- [12] Frederick Tung and Greg Mori, “Similarity-preserving knowledge distillation,” in *ICCV*, 2019.
- [13] Florian Schroff, Dmitry Kalenichenko, and James Philbin, “Facenet: A unified embedding for face recognition and clustering,” in *CVPR*, 2015.
- [14] Ying Zhang, Tao Xiang, Timothy M. Hospedales, and Huchuan Lu, “Deep mutual learning,” in *CVPR*, 2018.
- [15] Sergey Zagoruyko and Nikos Komodakis, “Paying more attention to attention: Improving the performance of convolutional neural networks via attention transfer,” in *ICLR*, 2017.
- [16] Baoyun Peng, Xiao Jin, Dongsheng Li, Shunfeng Zhou, Yichao Wu, Jiaheng Liu, Zhaoning Zhang, and Yu Liu, “Correlation congruence for knowledge distillation,” in *ICCV*, 2019.
- [17] Linfeng Zhang, Chenglong Bao, and Kaisheng Ma, “Self-distillation: Towards efficient and compact neural networks,” *TPAMI*, 2021.
- [18] Kaiming He, Xiangyu Zhang, Shaoqing Ren, and Jian Sun, “Identity mappings in deep residual networks,” in *ECCV*, 2016.
- [19] Jie Hu, Li Shen, Samuel Albanie, Gang Sun, and Enhua Wu, “Squeeze-and-excitation networks,” *IEEE Trans. Pattern Anal. Mach. Intell.*, 2020.
- [20] Saining Xie, Ross B. Girshick, Piotr Dollár, Zhuowen Tu, and Kaiming He, “Aggregated residual transformations for deep neural networks,” in *CVPR*, 2017.
- [21] Sergey Zagoruyko and Nikos Komodakis, “Wide residual networks,” in *BMVC*, 2016.
- [22] Andrew G. Howard, Menglong Zhu, Bo Chen, Dmitry Kalenichenko, Weijun Wang, Tobias Weyand, Marco Andreetto, and Hartwig Adam, “Mobilenets: Efficient convolutional neural networks for mobile vision applications,” *CoRR*, vol. abs/1704.04861, 2017.
- [23] Alex Krizhevsky and Geoffrey Hinton, “Learning multiple layers of features from tiny images,” 2009, *Technical report*.
- [24] Jia Deng, Wei Dong, Richard Socher, Li-Jia Li, Kai Li, and Fei-Fei Li, “Imagenet: A large-scale hierarchical image database,” in *CVPR*, 2009.
- [25] Catherine Wah, Steve Branson, Peter Welinder, Pietro Perona, and Serge Belongie, “The caltech-ucsd birds-200-2011 dataset,” 2011.
- [26] Laurens Van der Maaten and Geoffrey Hinton, “Visualizing data using t-sne,” *JMLR*, vol. 9, no. 11, 2008.