

The Art of the Fugue: Minimizing Interleaving in Collaborative Text Editing

Matthew Weidner and Martin Kleppmann

Abstract—Most existing algorithms for replicated lists, which are widely used in collaborative text editors, suffer from a problem: when two users concurrently insert text at the same position in the document, the merged outcome may interleave the inserted text passages, resulting in corrupted and potentially unreadable text. The problem has gone unnoticed for decades, and it affects both CRDTs and Operational Transformation. This paper defines maximal non-interleaving, our new correctness property for replicated lists. We introduce two related CRDT algorithms, *Fugue* and *FugueMax*, and prove that *FugueMax* satisfies maximal non-interleaving. We also implement our algorithms and demonstrate that *Fugue* offers performance comparable to state-of-the-art CRDT libraries for text editing.

Index Terms—Distributed data structures, replica consistency, collaborative text editing, Conflict-free Replicated Data Types (CRDTs), operational transformation.



1 INTRODUCTION

COLLABORATIVE text editors such as Google Docs allow several users to concurrently modify a document, while ensuring that all users' copies of the document converge to the same state. Even though algorithms for collaborative text editing have been studied for over three decades [1], [2], [3], a formal specification of the required behavior only appeared as recently as 2016 [4]. We argue that this specification is incomplete. There is an additional correctness property that is important in practice, but which has been overlooked by almost all prior research on this topic: *non-interleaving*. Informally stated, this property requires that when sections of text are composed independently from each other (perhaps while the users are offline), and the edits are subsequently merged, those sections are placed one after another, and not intermingled in the final document. (We give a formal definition in Section 4.2.)

There are two main families of algorithms for collaborative text editing: Conflict-free Replicated Data Types (CRDTs) [5], [6], and Operational Transformation (OT) [1], [3]. Perhaps surprisingly, almost all existing text collaboration algorithms we surveyed, both CRDT and OT, suffer from interleaving.

To address this situation, this paper makes the following contributions:

- We survey a selection of CRDT and OT algorithms for collaborative text editing, and highlight interleaving anomalies with many of them (Section 2.4).
- We show that a previous attempt to address the issue [7] is flawed: its definition of non-interleaving is impossible to satisfy, and the algorithm proposed in that paper does not converge (Section 2.5).
- We extend the formal specification by Attiya et al. [4] with a new property, which we call *maximal non-interleaving* (Section 4.2). This definition is subtle: we

show that an alternative, simpler definition is also impossible to satisfy (Section 4.2).

- We introduce *Fugue* and *FugueMax*, two novel CRDT algorithms for collaborative text editing. *Fugue* is simpler but falls slightly short of achieving maximal non-interleaving, while we prove that *FugueMax* satisfies maximal non-interleaving (Section 3).
- We provide an optimized open source implementation of *Fugue*, and show that it achieves performance comparable to the state-of-the-art Yjs library on a realistic text-editing trace (Section 5).

2 BACKGROUND AND RELATED WORK

Collaborative text editing originated with the work of Ellis and Gibbs [1], who also introduced Operational Transformation (OT) as a technique for resolving concurrent edits. This approach was formalized by Ressel et al. [8], and further developed by Sun et al. [9] and many other papers. The OT algorithm Jupiter [2] later became the basis for real-time collaboration in Google Docs [10]. Following bugs in several OT algorithms, which failed to converge in some situations [11], [12], Conflict-free Replicated Data Types (CRDTs) were developed as an alternative approach [5]. The first CRDT for text editing was WOOT [13], which was followed by Treedoc [14], Logoot [15], RGA [16], and others.

These algorithms allow multiple users, each with their own copy of the document, to concurrently edit the text. Although these algorithms are usually presented in the context of text editing, they can easily be generalized beyond text: instead of a list of characters, the algorithm could manage a list of other objects, such as items on a to-do list, or rows in a spreadsheet. We therefore also say that these algorithms implement a replicated list object [4].

2.1 System Model

In collaborative text editors, each user session (e.g., a tab in a web browser) maintains a replica of the list of characters.

-
- M. Weidner is with Carnegie Mellon University.
 - M. Kleppmann is with the Technical University of Munich.

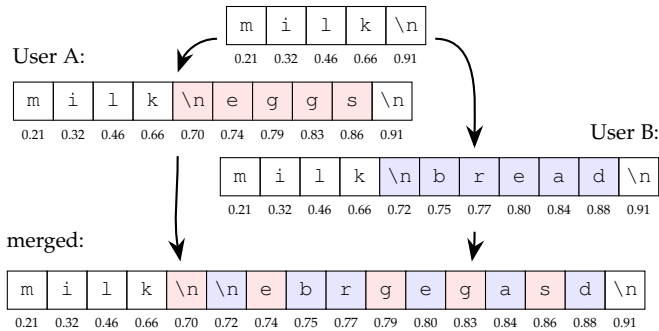


Fig. 1: Interleaving when character positions are taken from the rational numbers \mathbb{Q} .

On user input, the user’s local replica of the document is updated by inserting or deleting characters in this list, and each such insertion or deletion is called an *operation*. A user’s operations are immediately applied to their local replica, without waiting for network communication with any other nodes, in order to provide responsive user interaction independently of network latency. This model also allows disconnected operation: if a user edits the document while offline, their client buffers the operations they generate and sends them to collaborators when they next connect.

Assuming users eventually come online, every operation is eventually propagated to other replicas, and each replica integrates remote operations into its local state as they are received. At a minimum, this process must ensure *convergence*: any two replicas that have processed the same set of operations must be in the same state, even if they received the operations in a different order. A more detailed specification of a replicated list is given by Attiya et al. [4]; we summarize it in the proof of Theorem 1 in Section 3.

Algorithms for collaborative text editing differ in the assumptions they make about the network between replicas. For example, the OT algorithm Jupiter [2] assumes that all operations pass through a central server that sequences and transforms those operations. On the other hand, CRDTs (including our Fugue algorithm in Section 3) generally assume a causal broadcast protocol [5]. Causal broadcast can be implemented in a peer-to-peer network without assuming any central server or consensus protocol [17], [18], making this model suitable for decentralized systems. The causal broadcast protocol handles retransmission of dropped messages, and ensures that when a replica comes online, it receives all the operations it missed while offline.

2.2 The interleaving problem

Several replicated list CRDTs, including Treedoc [14], Logoot [15], and LSEQ [19], assign to each list element a unique identifier from a dense, totally ordered set. The sequence of list elements is then obtained by sorting the IDs in ascending order. To insert a new list element between two adjacent elements with IDs id_1 and id_2 respectively, the algorithm generates a new unique ID id_3 such that $id_1 < id_3 < id_2$, where $<$ is the total order on identifiers.

Say another user concurrently inserts an element with ID id_4 between the same pair of elements (id_1, id_2) such that

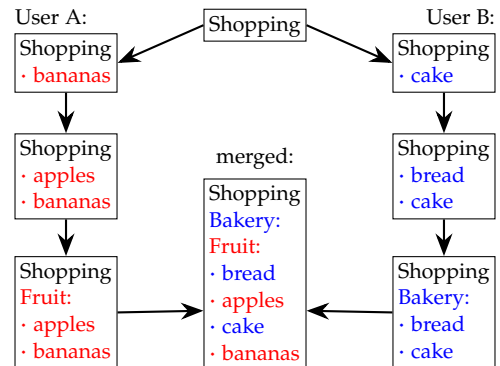


Fig. 2: Each user prepends items to their shopping list. When the edits are merged in an algorithm that allows interleaving of backward insertions, the result may place the items in an illogical order, such as listing bread in the fruit category.

$id_1 < id_4 < id_2$. The minimum requirement of $id_3 \neq id_4$ is easy to achieve (e.g., by including in each ID the unique name of the replica that generated it), but whether $id_3 < id_4$ or $id_3 > id_4$ is an arbitrary choice.

When two users concurrently insert several new elements in the same ID interval, the result is an effect illustrated in Figure 1. (The figure uses a rational number as each ID, whereas actual algorithms use a path through a tree, but the resulting behavior is similar.) The diagram shows the state of a text document containing a shopping list, initially containing the word “milk” and a newline character. User A inserts a line break and “eggs”, while concurrently user B inserts a line break and “bread”. The merged result contains “milk”, a blank line, and then the word “ebrgegasd”.

We argue that this behavior is obviously undesirable. Nevertheless, none of the affected papers even mention the issue, and although it had been informally known to people in the field for some time, it was not documented in the research literature until 2018 [20], [21]. Attiya et al.’s specification [4] allows interleaving like in Figure 1.

2.3 Interleaving of forward and backward insertions

In some replicated list algorithms, whether interleaving can occur or not depends on the order in which the elements are inserted into the list. In the common case, when a user writes text, they insert characters in forward direction: that is, “bread” is inserted as the character sequence “b”, “r”, “e”, “a”, “d”. However, not all writing is in forward direction: sometimes users hit backspace to fix a typo, or move their cursor to a different location in the document and continue typing there.

Besides inserting characters in forward direction, it is also possible to insert in backward direction. The extreme case of typing text in reverse order character by character (typing “bread” as “d”, “a”, “e”, “r”, “b”) is unlikely to occur in practical text editing scenarios. However, a plausible scenario of backward insertion is illustrated in Figure 2. In this example, two users add items to a shared shopping list while offline. Each user prepends new items to the beginning of the list, finally adding a category header (“fruit” or “bakery”) for the items they added. When the

TABLE 1: Various algorithms’ susceptibility to interleaving anomalies. Key: ● = interleaving can occur; ○ = we have not been able to find examples of interleaving; ○✓ = proven not to interleave; ⚡ = algorithm may incorrectly reorder characters. Examples of anomalies appear in Appendix A.

Family	Algorithm	forward interleaving (one replica)	backward interleaving (one replica)	backward interleaving (multi-replica)
OT	adOPTed [8]	●	○	●
	Jupiter [2]	●	○	○
	GOT [3]	●	⚡	⚡
	SOCT2 [22]	●	●	●
	TTF [23]	●	○	●
CRDT	WOOT [13]	●	○	○
	Logoot [15]	●	●	●
	LSEQ [19]	●	●	●
	Treedoc [14]	●	●	●
	RGA [16]	○✓	●	●
	Yjs [24]	○✓	○	●
	YjsMod [25]	○	○	○
	Sync9 [26]	○	○	○
	Fugue	○✓	○✓	○✓
	FugueMax	○✓	○✓	○✓

users merge their changes, an algorithm that allows interleaving of backward insertions may place the items in a surprising order. This behavior is less bad than the fine-grained character-by-character interleaving of Figure 1, but it is nevertheless not ideal. It would be preferable to keep all of each user’s insertions as one contiguous string, regardless of the order in which the elements were inserted.

When OT/CRDT algorithms for replicated lists are used for data other than text, backward insertion is more likely to occur. For example, in a spreadsheet or to-do list, new rows/items might regularly be inserted at the top, one at a time. If we can avoid both forward and backward interleaving, we also improve the behavior of these multi-user applications.

2.4 Algorithms that exhibit interleaving

The interleaving problem was first noticed in CRDTs such as Logoot and LSEQ because they are particularly prone to the problem; experiments with implementations of these algorithms are easily able to trigger interleaving in practice [27]. However, when we started looking at the issue more closely, we found that interleaving is surprisingly prevalent among both OT and CRDT algorithms for collaborative text editing. Our findings are summarized in Table 1, and examples of each instance of interleaving are detailed in Appendix A.

Occurrence of interleaving is often nondeterministic, and the probability of exhibiting interleaving varies depending on the algorithm: for example, in some algorithms it depends on the exact order in which concurrently sent network messages are received, and in some it depends on random numbers generated as part of the algorithm.

In some algorithms, interleaving occurs only if multiple replicas participate in one of the concurrent editing sessions; this is indicated in the column labeled “multi-replica” in

Table 1. This can happen, for example, if a user starts some work on one device and then continues on another device (producing an editing session that spans two devices), while independently another user works offline on the same document on a third device. It can also occur in systems with ephemeral replica IDs, such as a web application that generates a fresh ID for every browser tab refresh.

In the cases marked ○ in Table 1 we conjecture non-interleaving, but we have not proved it. Only in the cases marked ○✓ has non-interleaving been proven. RGA forward non-interleaving was proved by Kleppmann et al. [20], Yjs forward non-interleaving is proved in an in-progress paper, and our own algorithms Fugue and FugueMax are verified in Section 4.

The only existing algorithms for which we have not found interleaving examples are Sync9 [26], and a modification of Yjs proposed by Seph Gentle (“YjsMod”) [25]. At the time of writing, there are no research papers describing these algorithms, and no proofs of correctness; the only published material is source code and informal documentation [26], [25]. Fugue was developed independently from both of these algorithms, while FugueMax uses a technique from YjsMod (see Section 4.3). There are similarities between Fugue and Sync9, and based on discussions with the authors of Sync9 we conjecture that they have equivalent merging behavior, but we leave a detailed comparison to future work.

2.5 Previous attempt to ensure non-interleaving

Kleppmann et al. [7] previously identified the interleaving problem. That work has two serious flaws:

- 1) The definition of non-interleaving in that paper cannot be satisfied by any algorithm.
- 2) The CRDT algorithm proposed in that paper, which aims to be non-interleaving, is incorrect – it does not converge. An example of non-convergence, which was found by Chandrassery [28], is given in Appendix A.3.

They define non-interleaving as follows (paraphrased):

Suppose two sets of list elements X and Y satisfy:

- All elements in X were inserted concurrently to all elements in Y .
- The elements were inserted at the same location in the document, that is: after applying the insertions for $X \cup Y$ and their causal predecessors, $X \cup Y$ are contiguous in the list order.

Then either X appears before Y or vice-versa. That is, either $\forall x \in X, y \in Y. x < y$ or $\forall x \in X, y \in Y. y < x$, where $<$ is the order of elements in the final list.

To show that no replicated list algorithm can satisfy this definition, it is sufficient to give a counterexample. Starting from an empty list, suppose four replicas concurrently each insert one element. After applying these four insertions, the list state must be some ordering of these four elements; let the order be $abcd$. Then $X = \{a, c\}$ and $Y = \{b, d\}$ satisfy the two hypotheses, but they are interleaved. Since this situation could arise with any algorithm, it cannot be prevented.

In Section 4.2 we give a new definition of non-interleaving that can be implemented.

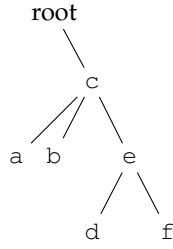


Fig. 3: One possible Fugue structure for the list $abcdef$. Observe that a and b are both left children of c ; they are sorted lexicographically by their elements’ IDs.

3 THE FUGUE ALGORITHM

We now introduce *Fugue* (pronounced [fju:ɡ]), a new algorithm for replicated lists and collaborative text editing. It is named after a form of classical music in which several melodic lines are interwoven in a pleasing way. We analyze Fugue’s non-interleaving properties in Section 4, and we evaluate implementations in Section 5.

We describe Fugue as an operation-based CRDT [5], although it can easily be reformulated as a state-based CRDT. The external interface of Fugue is an ordered sequence of values, e.g., the characters in a text document. Since the same value may appear multiple times in a list, we use *element* to refer to a unique instance of a value. Then the operations on the list are:

- $\text{insert}(i, x)$: Inserts a new element with value x at index i , between existing elements at indices $i - 1$ and i . All later elements (index $\geq i$) shift to an incremented index.
- $\text{delete}(i)$: Deletes the element at index i . All later elements (index $\geq i + 1$) shift to a decremented index.

Note that we omit operations to mutate or move elements; these can be implemented by combining a replicated list with other CRDTs [29]. We also omit optimizations that compress consecutive runs of insertions or deletions; these can be added later without affecting the core algorithm. At a high level the algorithm works as follows:

State: The state of each replica is a tree in which each non-root node is labeled with a unique ID and a value. Each non-root node is marked as either a *left* or *right* child of its parent, but the tree is not necessarily binary: a parent can have multiple left children or right children, as illustrated in Figure 3. The tree does not need to be balanced.

Each non-root node in the tree corresponds to an element in the list (e.g., a character in the text document). The list order is given by the depth-first in-order traversal over this tree: first recursively traverse a node’s left children, then visit the node’s own value, then traverse its right children. *Same-side siblings*—nodes with the same parent and the same side—are traversed in lexicographic order of their IDs; the exact construction of IDs and their order is not important.

Insert: To implement $\text{insert}(i, x)$, a replica creates a new node, labeled with a new unique ID and value x , at an appropriate position in its local tree: if the element at index $i - 1$ has no right children, the new node becomes a right child of the element at index $i - 1$; otherwise, the new node is added as a left child of the next element in

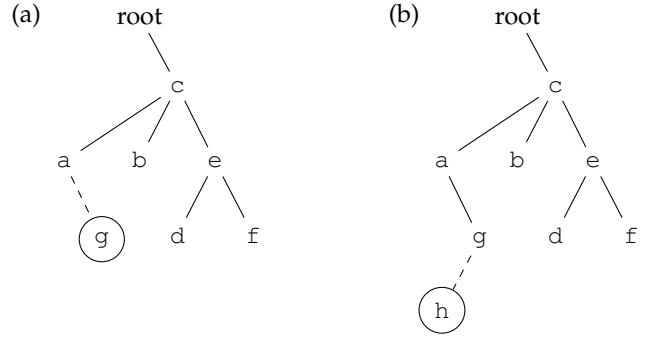


Fig. 4: (a) Inserting a new element g between a and b . When a has no right children, making g a right child of a places it immediately after a in the traversal. (b) Inserting a second new element h between a and g . When g is a descendant of a , we make h a left child of g .

the traversal order. Figure 4 illustrates how this choice is made, and Theorem 1 shows that this approach results in the desired behavior. The replica then uses a causal broadcast protocol to send the new node, its parent, and its side (left or right child) to other replicas, which add the node to their own local trees.

A replica will not create a new node where it already has a same-side sibling, i.e., it will try to keep the tree binary. However, multiple replicas may concurrently insert nodes at the same position, creating same-side siblings like a and b in Figure 3.

Delete: To implement $\text{delete}(i)$, a replica looks up the node at index i in the current list state, then causally broadcasts a message containing that element’s ID. All replicas then replace that node’s value with a special value \perp , flagging it as deleted (i.e., making it a *tombstone*). Nodes with this value are skipped when computing the external list state (e.g., for the purpose of computing indices of list elements); however, their non-deleted descendants are still traversed normally, and a deleted node may still be used as a parent of a new node.

We cannot remove a deleted element’s node entirely: it may be an ancestor to non-deleted nodes, including nodes inserted concurrently. In Section 5 we discuss ways of mitigating memory usage from tombstones.

Pseudocode: Algorithm 1 gives pseudocode for Fugue. The values and traverse functions are side-effect-free. The insert and delete functions construct an operation message that is disseminated to all replicas via a causal broadcast protocol [17], [18]; we assume that this protocol immediately delivers the message to the sender without waiting for any network communication. Each replica updates its tree when it receives the operation message by causal broadcast.

Theorem 1. *Algorithm 1 satisfies the strong list specification of Attiya et al. [4].*

Proof: For any execution, we must show that there is a total order $<$ over all list elements (across all replicas), such that:

- (a) At any time, calling $\text{values}()$ on a replica returns the list of values corresponding to all elements for which the

```

1 types:
2   RID, type of replica identifiers
3   ID := (RID × ℕ) ∪ {null}, type of element IDs
4   V, type of values
5   ⊥, a marker for deleted nodes
6   {L, R}, type of a child node's side (left or right)
7   NODE := ID × (V ∪ {⊥}) × ID × {L, R}, tree node tuples (id, value, parent, side)

8 per-replica CRDT state:
9   replicaID ∈ RID: the unique ID of this replica
10  tree ⊆ NODE × ID[] × ID[]: a set of tree node triples (node, leftChildren, rightChildren), initially {(root, [], [])}
    where root = (null, ⊥, null, null)
11  counter ∈ ℕ: a counter for generating element IDs, initially 0

12 function values() : V[]
13   return traverse(null)

14 function traverse(nodeID : ID) : V[]
15   values ← []
16   (node, leftChildren, rightChildren) ← the unique triple ∈ tree such that node.id = nodeID
17   for childID ∈ leftChildren do values ← values + traverse(childID)
18   if node.value ≠ ⊥ then values ← values + [node.value]
19   for childID ∈ rightChildren do values ← values + traverse(childID)
20   return values

21 function insert(i : ℕ, x : V)
22   id ← (replicaID, counter); counter ← counter + 1
23   leftOrigin ← node for (i - 1)-th value in values(), or root if i = 0
24   rightOrigin ← next node after leftOrigin in the tree traversal that includes tombstones
25   if ∄id', v'. (id', v', leftOrigin.id, R) ∈ tree then
26     node ← (id, x, leftOrigin.id, R) // right child of leftOrigin; see Figure 4(a)
27   else
28     node ← (id, x, rightOrigin.id, L) // left child of rightOrigin; see Figure 4(b)
29   broadcast (insert, node) by causal broadcast

30 on delivering (insert, node) by causal broadcast
31   (parent, leftSibs, rightSibs) ← the unique triple ∈ tree such that parent.id = node.parent
32   if node.side = R then
33     i ← least index such that node.id < rightSibs[i]
34     insert node.id into rightSibs at index i
35   else
36     i ← least index such that node.id < leftSibs[i]
37     insert node.id into leftSibs at index i
38   tree ← tree ∪ {(node, [], [])}

39 function delete(i : ℕ)
40   node ← node for i-th value in values()
41   broadcast (delete, node.id) by causal broadcast

42 on delivering (delete, id) by causal broadcast
43   (node, _, _) ← the unique triple ∈ tree such that node.id = id
44   node.value ← ⊥

```

Algorithm 1: Pseudocode for the Fugue algorithm.

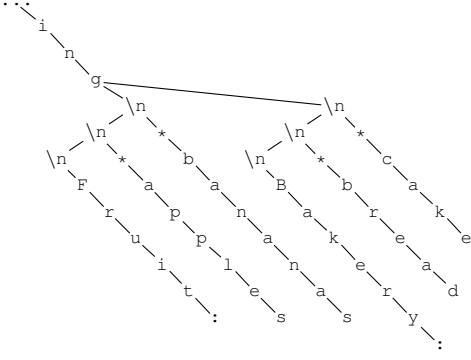


Fig. 5: Fugue tree after executing the editing history in Figure 2. Since the two users’ insertions are in separate subtrees, a depth-first traversal does not interleave them.

replica received insert messages, minus the elements for which it received delete messages, in order \prec .

- (b) Suppose a replica’s `values()` query yields values corresponding to elements $[a_0, a_1, \dots, a_{n-1}]$ just before the insert generator `insert(i, x)` is called. Then the inserted element e satisfies $a_0, a_1, \dots, a_{i-1} < e < a_i, a_{i+1}, \dots, a_{n-1}$.

Let \prec be the total order given by the depth-first in-order traversal on the union of all replicas’ local trees (with tombstone nodes overriding nodes with the originally inserted value). To show (a), note that by the causal order delivery assumption, a delete message is received after its corresponding insert message. Therefore, on any given replica, the set of tree nodes with $value \neq \perp$ are those nodes that have been inserted but not deleted on that replica. These are exactly the nodes whose values are returned by `values()`, in the same order as \prec because the same traversal is used.

To show (b), note that `leftOrigin` and `rightOrigin` are consecutive elements in the tree traversal, and `leftOrigin` = a_{i-1} , the non-tombstone node immediately preceding the insertion position. If `leftOrigin` has no right children, inserting the new node as a right child of `leftOrigin` makes the new node the immediate successor of `leftOrigin` in the tree traversal. If `leftOrigin` does have right children, `rightOrigin` must be a descendant of `leftOrigin`, and `rightOrigin` must have no left children (since otherwise `leftOrigin` and `rightOrigin` would not be consecutive), and therefore inserting the new node as a left child of `rightOrigin` ensures the traversal visits the new child between `leftOrigin` and `rightOrigin`. In either case, the newly inserted element appears between a_{i-1} and a_i in the traversal, as required. \square

4 FORMALIZING NON-INTERLEAVING

We have proven that Fugue satisfies the strong list specification (Theorem 1). We now show that it also avoids the interleaving problem described in Section 2 except in specific, rare situations where some interleaving is inevitable.

Specifically, we show that a variant of Fugue, FugueMax, is *maximally non-interleaving*: FugueMax avoids interleaving of both forward and backward insertions, to the maximum extent possible. We then show that Fugue differs from FugueMax only rarely while allowing a simpler algorithm.

Intuitively, non-interleaving holds because concurrent edits end up in different subtrees, which are traversed separately. This is illustrated in Figure 5, which shows the Fugue representation of the editing history in Figure 2.

4.1 Preliminary Definitions

In an execution using a replicated list, the *left origin* of an element is the element directly preceding its insertion position at the time of insertion. Specifically, if the element was inserted by an `insert(i, x)` call, then its left origin was at index $i - 1$ at the time of this call. If there was no such element ($i = 0$), then its left origin is a special symbol *start*. This definition coincides with the `leftOrigin` variable in Algorithm 1, except using *start* instead of *root*. We sometimes denote the left origin of A by $A.leftOrigin$.

Dually to the definition of left origin, we define the *right origin* of an element to be the element directly following its insertion position at the time of insertion, or the special symbol *end* if no following element exists. Specifically, the right origin is the element directly following the left origin in the list including tombstones (deleted elements), like the `rightOrigin` variable in Algorithm 1. This choice simplifies the analysis by letting us ignore deletions.

Define the *left-origin tree* to be the tree of list elements in which each element’s parent is its left origin. Observe that the tree is rooted at *start*, because every element was inserted either at the beginning of the list, or after some existing element (i.e. an existing tree node). This tree’s definition is similar to causal trees [30] and timestamped insertion trees [4].

Similarly, define the *right-origin tree* to be the tree of list elements in which each element’s parent is its right origin. This tree is rooted at *end*.

If list element A had already been inserted at the time when list element B was inserted, we say that A is *causally prior* to B , and B is *causally later* than A (regardless of whether A or B were subsequently deleted again). In particular, the left and right origins of a list element are always causally prior to that element. When A is neither causally prior nor causally later than B , we say that A and B are *concurrent*. This relation defines a partial order over list elements, and the causal broadcast protocol in Algorithm 1 delivers the insertion operations for those list elements in a linear extension of this partial order.

4.2 Defining Maximal Non-Interleaving

We already saw that the definition of non-interleaving by Kleppmann et al. [7] is impossible to satisfy (Section 2.5). Finding a satisfiable definition requires some care. Let us first consider non-interleaving for forward insertions, like those in Figure 1.

Definition 2. *A replicated list algorithm is forward non-interleaving if it satisfies the strong list specification [4] and the following holds for all list elements A and B in all possible list states: if A is the left origin of B , and B appears earlier in the list than any other element that has A as left origin, then A and B are consecutive list elements.*

This definition captures the idea that elements A, B inserted in a forward sequence should be consecutive—no

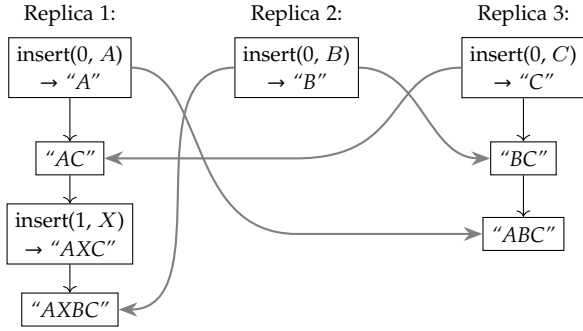


Fig. 6: An execution in which it is impossible to achieve both forward and backward non-interleaving, but maximal non-interleaving is possible.

other elements may interleave with the sequence AB . In particular, this holds when B is the *only* element that has A as left origin. Once multiple elements B, C have left origin A , we cannot place all of them immediately after A . But we can still guarantee that sequences inserted after B and C respectively are not interleaved:

Lemma 3. *Let a replicated list algorithm satisfy forward non-interleaving as defined in Definition 2. Then it is also satisfies Kleppmann et al.’s definition of forward non-interleaving [20, §4]: if two sequences $B_1 \dots B_m$ and $C_1 \dots C_n$ are inserted from left to right concurrently at the same starting position, then all B_j are on the same side of all C_i in the final list order.*

Proof: Let $<$ be the global total order on list elements guaranteed by the strong list specification. Without loss of generality, $B_1 < C_1$. We need to show that $B_2, \dots, B_m < C_1$.

It is possible for a replica to be in a state that contains C_1, B_2 , and all causally prior elements (including B_1), but no others. Since C_1 was inserted concurrently to B_1, B_2 is the only element in this state that is causally later than B_1 . Thus it is the only element with left origin B_1 . Then by forward non-interleaving, B_1 and B_2 are consecutive. Together with $B_1 < C_1$, this implies $B_2 < C_1$. Because this relation holds for one possible replica in one state, the strong list specification requires it to hold in the final list order.

A similar argument shows that $B_3, \dots, B_m < C_1$. \square

It is tempting to define “backward non-interleaving” analogously to forward non-interleaving (replacing left origins with right origins), then define “non-interleaving” as the conjunction of forward and backward non-interleaving.

However, there are exceptional executions in which forward non-interleaving *forces* us to interleave backward insertions. Figure 6 gives an example: Starting from an empty list, three replicas concurrently insert A, B , and C . Replica 3 receives all three elements and puts them in some order; without loss of generality, it is $A < B < C$. Replica 1 receives A and C , then inserts X in between those elements to obtain AXC . Finally, Replica 1 receives B .

Since X is the only element with left origin A , forward non-interleaving requires them to be consecutive: AX . Also, the strong list specification requires that since $A < B < C$ on Replica 3, all other replicas must place those elements in the same order. Thus the final list order must be $AXBC$. But then X and C are not consecutive, even though X is the

only element with right-origin C . This rules out the above version of backward non-interleaving.

We do still want to mandate backward non-interleaving whenever it is possible. When forward and backward non-interleaving are in conflict with each other, we let forward non-interleaving take precedence, since forward (left-to-right) insertions are more common in text editors.

Definition 4. *A replicated list algorithm is maximally non-interleaving if it satisfies the strong list specification [4] and the following holds for all list elements A and B in all possible list states:*

- (1) (Forward non-interleaving) *If A is the left origin of B , and B appears earlier in the list than any other element that has A as left origin, then A and B are consecutive list elements.*
- (2) *If B is the right origin of A , and A appears later in the list than any other element that has B as right origin, then A and B are consecutive list elements, unless Lemma 5 below says otherwise.*
- (3) *If A and B have the same left origin and the same right origin, then the element with the lower ID appears earlier in the list.*

Lemma 5. *Given a replicated list algorithm that satisfies the strong list specification and forward non-interleaving (condition (1)). Suppose B is the right origin of A , and A appears later in the list than any other element that has B as right origin, but:*

- i. *A and B have different left origins; and*
- ii. *there is a C in the current list state such that $A.\text{leftOrigin} < C < B$ and C is not a descendant of $A.\text{leftOrigin}$ in the left-origin tree.*

Then $A < C < B$, so A and B are not consecutive list elements.

We will prove Lemma 5 in the next section. For now, observe that the lemma forces $X < B < C$ in the example of Figure 6. Thus the list order $AXBC$ is allowed by maximal non-interleaving: the fact that X and C are not consecutive is permitted due to the exception in condition (2).

Condition (3) is an arbitrary choice; two elements with the same left origin and the same right origin were inserted concurrently at the exact same place, so there is no reason to order them in a particular way. It turns out that this arbitrary choice is the *only* remaining degree of freedom after assuming (1) and (2): we show in Section 4.5 that maximal non-interleaving uniquely determines the list order.

Figure 7 shows how maximal non-interleaving determines the list order in a more complex execution; see Figure 8 for the final left- and right-origin trees. We start as in Figure 6 with three replicas inserting A, B , and C concurrently into an empty list. These three elements have the same left and right origins (*start* and *end* respectively), so condition (3) requires them to be in ID order; without loss of generality, assume $A < B < C$. Replica 1 then receives $\{A, C\}$ and inserts X between them, while concurrently Replica 2 receives $\{A, B\}$ and inserts Y between them. We have already seen in Figure 6 that in the state $AXBC$ on Replica 1, condition (1) requires AX to be consecutive, and thus $X < B$ in the list order. Moreover, Y is the only element with right origin B , so condition (2) requires YB to be consecutive (nothing contradicts this requirement). Finally, X is the only element with right origin C , but since condition Lemma 5 requires $X < B < C$, it is an exception from condition (2), and thus XC is not required

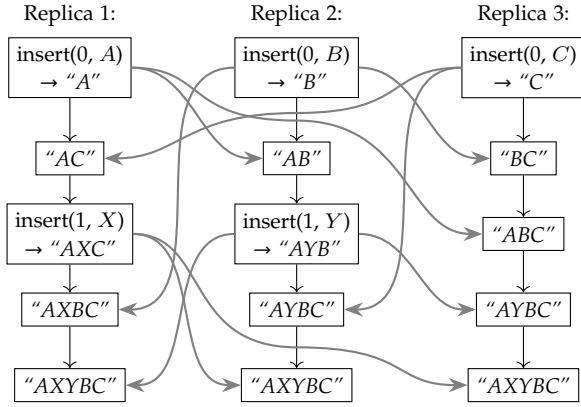


Fig. 7: An extension of the execution in Figure 6, demonstrating the conditions of maximal non-interleaving.

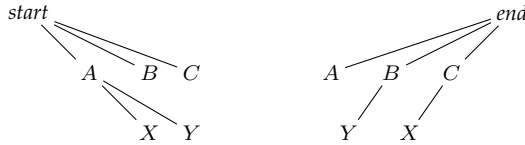


Fig. 8: Left- and right-origin trees for Figure 7. The Fugue tree in this example is equivalent to the left-origin tree (all elements are right children of their parent).

to be consecutive. Thus, the only list order that satisfies maximal non-interleaving in this example is $AXYBC$.

4.3 From Fugue to FugueMax

It turns out that in executions like Figure 7, Fugue might *not* satisfy maximal non-interleaving. Indeed, the previous paragraph explained that maximal non-interleaving implies $X < Y$. But in the Fugue tree (Figure 8’s left side), X and Y are same-side siblings, hence traversed in the lexicographic order of their IDs. This order might be $Y < X$.

We can repair this issue by changing the order of right-side siblings in the Fugue tree: when right-side siblings X and Y have different right origins $C \neq B$, we sort X and Y by the *reverse* order of their right origins. For example, in Figure 8’s Fugue tree, $B < C$, so we should order $X < Y$. That allows Y to be consecutive with B , the leftmost right origin. We learned of this reverse-right-origin technique from Gentle’s modified Yjs [25].

Definition 6. FugueMax is the replicated list algorithm that is identical to Fugue except that its tree traversal visits right-side siblings in the reverse order of their right origins, breaking ties using the lexicographic order of their IDs.

Concretely, FugueMax’s algorithm is identical to Fugue’s Algorithm 1 except:

1. When generating a right child (Line 26), the node is additionally tagged with its right origin: $node \leftarrow (id, x, leftOrigin.id, R, rightOrigin.id)$.
2. On delivering a right child (Line 33), it uses the sibling order described above: $i \leftarrow$ the least index such that $node.rightOrigin > rightSibs[i].rightOrigin$ or $(node.rightOrigin = rightSibs[i].rightOrigin$ and

$node.id < rightSibs[i]$), where $>$ is the existing list order and $<$ is the lexicographic order on node IDs.

The proof that Fugue satisfies the strong list specification (Theorem 1) works identically for FugueMax.

We show in Section 4.4 that FugueMax is maximally non-interleaving and that Fugue is forward non-interleaving. We believe that Fugue’s simpler algorithm is worth its additional interleaving. Indeed, to create a situation where Fugue and FugueMax differ, there must be right-side siblings with different right origins; this requires multiple interacting concurrent updates, like in Figure 7. These situations should be rare in practice. Also, in any such situation, some interleaving is inevitable even in FugueMax—e.g., X and C are not consecutive in Figure 7.

4.4 FugueMax is Maximally Non-Interleaving

The goal of this section is to prove that FugueMax is maximally non-interleaving (Theorem 9).

Recall that a depth-first pre-order traversal of a tree follows the rule: visit a node, then traverse its children in some order (whereby all descendants of a child are visited recursively before moving on to the next child).

Lemma 7. A replicated list algorithm that satisfies the strong list specification is forward non-interleaving if and only if its list order is some depth-first pre-order traversal of the left-origin tree.

Proof: (\Leftarrow): In any list state, let A and B be list elements such that A is the left origin of B , and B appears earlier in the list than any other element that has A as left origin. In the left-origin tree, B is the child of A that appears earliest in the list. Thus the list’s depth-first pre-order traversal will visit B immediately after A : A and B are consecutive list elements.

(\Rightarrow): To show that the list order is a depth-first pre-order traversal of the left-origin tree, it suffices to prove:

- (a) If A is the parent of B in the left-origin tree, then $A < B$ in the list order.
- (b) If A and D are siblings in the tree and $A < D$, then the entire subtree rooted at A precedes D in the list order.

For statement (a), A is the left origin of B , so $A < B$ by the strong list specification.

For statement (b), first observe that D is not causally later than A . We show this by contradiction: assume D is inserted in a list state that already contains A . Since A and D are siblings in the left-origin tree, $D.leftOrigin = A.leftOrigin$, and $A.leftOrigin < A$ in the list order. At the time D is inserted, $D.leftOrigin$ and D must be consecutive, implying $D < A$, which contradicts $A < D$.

Next, let B be a child of A in the left-origin tree. It is possible for a replica to be in a state that contains B , D , and all causally prior elements (including A), but no others. Every element $E \notin \{B, D\}$ in this state is causally prior to either B or D ; however, if E is causally later than A , then E cannot be causally prior to D , since this would contradict the previous paragraph’s finding that A is not causally prior to D . Therefore, any element of this state that is causally later than A and not equal to B must be causally prior to B . Any element whose left origin is A must be causally later than A . Hence B appears earlier in the list than any other

element whose left origin is A . By forward non-interleaving, A and B are consecutive in this state. Thus $B < D$.

One can similarly prove that $B < D$ whenever B is a grandchild, great-grandchild, etc. of A , using induction on the depth of B . Hence all of the elements in the subtree rooted at A appear before D in the list order. \square

Proof of Lemma 5: By Lemma 7, the list order must be some depth-first pre-order traversal of the left-origin tree. In any such traversal, C appears later in the list order than the entire subtree rooted at $A.leftOrigin$, because it appears later than $A.leftOrigin$ and is not part of its subtree. In particular, $A < C$. Meanwhile, $C < B$ by assumption. \square

Lemma 8. *In any state of FugueMax (resp., Fugue), we have the following facts about left origins.*

- (a) *The left origin of an element D is given by: starting at D , walk up the FugueMax tree until you encounter a node that is a right child of its parent; that node's parent is D 's left origin.*
- (b) *Let A and B be list elements such that $A < B$. Then B is a descendant of A in the FugueMax tree if and only if B is a descendant of A in the left-origin tree.*

Proof: (a). Let E be the alleged left origin for D . In the state just after inserting D , list elements E and D are consecutive in FugueMax's tree traversal. Since FugueMax satisfies the strong list specification (by the same proof as Theorem 1), E must be D 's left origin.

(b). (\Leftarrow): Assume B is a child of A in the left-origin tree, that is, B was immediately after A in the list order when B was inserted. Then the FugueMax algorithm either made B a right child of A in the FugueMax tree (if A had no right child at the time of inserting B), or a left child of a right descendant of A (if A had at least one right child). In either case, B is a descendant of A in the FugueMax tree. By induction we generalize to the case when B is a descendant of A in the left-origin tree, using a similar argument at each tree level.

(\Rightarrow): Assume B is a descendant of A in the FugueMax tree and $A < B$. If B is a left child of its parent, B appears before its parent in the list order, so the parent cannot be A . Walking up the tree from B , since there is an element before B in the list order, we must eventually reach an element that is a right child of its parent P . By (a), P must be the left origin of B . Either $P = A$, in which case B is a child of A in the left-origin tree, or (by induction) P is a descendant of A in the left-origin tree. \square

Theorem 9. *FugueMax satisfies conditions (1), (2), and (3) of Definition 4. Hence FugueMax is maximally non-interleaving.*

Proof: **Condition (1).** Let A and B have the form in condition (1): A is the left origin of B , and B appears earlier in the list than any other element that has A as left origin. We must prove that A and B are consecutive.

By Lemma 8(a), in the FugueMax tree, B is the earliest among all nodes that are either a right child of A or a left descendant of a right child of A . This is precisely the first node that FugueMax's tree traversal visits when traversing the right children of A . Thus the traversal visits B immediately after A : they are consecutive.

Condition (2). Let A and B have the form in condition (2): B is the right origin of A , A appears later in the list than

any other element that has B as right origin, and conditions (i) and (ii) in Lemma 5 are not both true. We must prove that A and B are consecutive.

First suppose (i) is false, so that A and B have the same left origins. By Lemma 8(b), B is a descendant of $A.leftOrigin$ in the FugueMax tree, so $A.leftOrigin$ must have at least one right child in the FugueMax tree. Thus, when A was inserted between $A.leftOrigin$ and B , FugueMax's insert function made A a left child of B .

Because A is the last element in the list order with right origin B , A is also the last to be traversed of the left children of B in the FugueMax tree. Hence if A has no right children of its own, then FugueMax's tree traversal visits B immediately after A : they are consecutive. Otherwise, let D be a right child of A such that A did not have any other right child when D was inserted. Immediately before the insertion of D , A did not have a right-side child, so A and B were consecutive. Hence D 's right origin is B and $A < D$, contrary to assumption.

Next, suppose (i) is true and A and B are not consecutive. We must prove that there exists a C of the form given in (ii). Since A and B are not consecutive, there exist one or more elements in between A and B ; take C to be an in-between element that is not causally later than any other element between A and B . We have $A.leftOrigin < C < B$ because $A.leftOrigin < A$. It remains to prove that C is not a descendant of $A.leftOrigin$ in the left-origin tree.

We use proof by contradiction: assume that C is a descendant of $A.leftOrigin$ in the left-origin tree. Thus C is either a descendant of A or a sibling (it cannot be a descendant of a sibling, since otherwise the sibling would be a causally prior element between A and B).

Case C is a descendant of A in the left-origin tree. In this case, C is causally later than both A and B and was inserted in between them. Because A appears later in the list than any other element that has B as right origin, C 's right origin is not B ; instead, it must be some other element between A and B . But then C 's right origin is an in-between element that is causally prior to C , contradicting our choice of C .

Case C is a sibling of A in the left-origin tree. That is, A and C have the same left origins.

At the time of A 's insertion, $A.leftOrigin$ and B were consecutive, and A was inserted between them. By (i), B 's left origin is not $A.leftOrigin$; thus, B is not a descendant of $A.leftOrigin$ in the left-origin tree; and by Lemma 8(b), B is not a descendant of $A.leftOrigin$ in the FugueMax tree either. Therefore $A.leftOrigin$ did not have any right children in the FugueMax tree at the time when A was inserted, and FugueMax's insert function made A a right child of $A.leftOrigin$.

C is also a right child of $A.leftOrigin$ in the FugueMax tree: it is a descendant by Lemma 8(b); and if it were not a child, then its FugueMax parent would be a causally prior in-between element. Also, by assumption, C 's right origin is not B .

Thus A and C are right-side siblings in the FugueMax tree with different right origins. This situation is similar to elements X and Y in Figure 8. FugueMax's tree traversal then visits them in the reverse order of their right origins. Since $A < C$, this implies that C 's right origin appears before B in the list order. But then C 's right origin is a causally

prior in-between element, again contradicting our choice of C .

Condition (3). Let A and B have the same left origin and the same right origin. Then FugueMax’s insert function assigned them the same parent and side. FugueMax traverses these same-side siblings, with equal right origins, in order by ID. \square

4.5 Uniqueness of Maximally Non-Interleaving Order

We finish by showing that maximal non-interleaving uniquely determines the list order. Specifically, any maximally non-interleaving replicated list induces the same total order on elements as FugueMax. This reinforces our claim that FugueMax is “maximally” non-interleaving—any additional nontrivial constraints would be impossible to satisfy.

Theorem 10. *Let L be a replicated list algorithm that is maximally non-interleaving. Then L is semantically equivalent to FugueMax. That is, in any execution, L orders its list of elements according to FugueMax’s global total order $<$ on elements.*

Proof: We will show that conditions (1), (2), and (3) of Definition 4 force L to use a specific list order. Since FugueMax is maximally non-interleaving, this list order must be the same as FugueMax’s.

First, condition (1) and Lemma 7 imply that L ’s list order is some depth-first pre-order traversal of the left-origin tree. Thus the only remaining degree of freedom for L ’s list order is the order of siblings within the left-origin tree.

So, let P be any element of L or *start*, and let S_P be the set of list elements whose left origin is P . Consider the forest of S_P elements in which each element’s parent is its right origin, except that an element has no parent if its right origin is not in S_P , or if its right origin is *end*.

For any parent-child edge (A, B) in S_P , A and B have the same left origin (P). Thus A and B are *not* an exception to condition (2). A mirrored version of the proof of Lemma 7 shows that L ’s list order, when restricted to any tree T in S_P ’s forest, must be a depth-first post-order traversal of T . (A depth-first post-order traversal satisfies the rule: traverse a node’s children in some order, then visit the node.) Siblings within T must be ordered by their IDs: they have the same left origins (P) and right origins (their parent), so condition (3) applies. Conditions (2) and (3) thus fully determine the order of elements in the same right-origin tree T .

It remains to specify the relative order of S_P elements that are in different trees. We claim:

- (a) If D and E are tree roots in S_P with $D < E$, then the entire tree rooted at D (in S_P) appears before the entire tree rooted at E in the list order.
- (b) L orders the tree roots in S_P identically to how FugueMax sorts a node’s right-side children: in the reverse order of their right origins, breaking ties by ID. (One can show that the tree roots in S_P are precisely the right-side children of P in FugueMax’s tree.)

To prove these claims, we first argue that all tree roots in S_P were inserted concurrently. Indeed, in any state that already contains a tree root (more generally, an element with left origin P), the element R immediately following P must also have left origin P , because L ’s list order is a depth-first

pre-order traversal of the left-origin tree. A new element inserted into this state with left origin P will have right origin $R \in S_P$, so it is not a tree root in S_P .

We prove the two claims above in turn:

(a) Let A and D be tree roots in S_P such that $D < A$ in L , and let B be a child of A . By the previous paragraph, D is not causally later than A . Then the claim follows by a mirrored version of the last two paragraphs in Lemma 7’s proof (using condition (2) in place of forward non-interleaving).

(b) Let D and E be distinct tree roots in S_P . If D and E have the same right origins, then by condition (3), L must order them by ID. Otherwise, let R_D and R_E be their right origins, and assume $R_E < R_D$. We need to show that $D < E$.

It is possible for a replica to be in a state σ that contains D , E , and all causally prior elements, but no others. Since E was inserted directly between P and R_E , no elements causally prior to E are between P and R_E . Likewise, no elements causally prior to D are between P and R_D , hence none are between P and $R_E < R_D$. Thus, D and E are the only elements in state σ that can be between P and R_E .

D and E are indeed between P and R_E : because all tree roots in S_P were inserted concurrently, D and E are the only elements in σ with left origin P ; thus they immediately follow P in L ’s depth-first pre-order traversal of the left-origin tree. So, state σ contains either $PDER_E$ or $PEDR_E$ as a contiguous subsequence. Condition (2) forces L to use $PDER_E$: E is the last element in the list order with R_E as its right origin, and there is no C that could grant us an exception, so E and R_E must be consecutive. (By the same argument, YB must be consecutive in Figure 7.) Hence $D < E$. \square

Observe that the above proof gives an alternate characterization of FugueMax’s list order:

- 1) First, order elements by a depth-first pre-order traversal of the left-origin tree.
- 2) Second, order siblings within that tree by a depth-first post-order traversal of their right-origin forest.
- 3) Third, order roots within this forest that have different right origins by the reverse order of their right origins. (In Fugue, instead order them by ID.)
- 4) Fourth, order roots within this forest that have the same right origin, and all other siblings in the forest, by ID.

We chose to present FugueMax (resp., Fugue) as a double-sided tree for simplicity. But one could just as well use an algorithm based on the above characterization.

5 IMPLEMENTATION AND EVALUATION

We implemented two variations of Fugue, and one of FugueMax, in TypeScript. Each is written as a custom CRDT for the Collabs library [31]; Collabs provides causal order delivery and other utilities.

The variations are:

- **Fugue:** An optimized implementation of Algorithm 1 in 1132 lines of code. It uses practical optimizations inspired by Yjs [32] and RGASplit [33]. In particular, it condenses sequentially-inserted tree nodes into a single “waypoint” object instead of one object per node, and it uses Protocol Buffers to efficiently encode update messages and saved documents. Collabs v0.6.1 uses this implementation for its list CRDTs.

TABLE 2: Saved document metrics. The plain text (without CRDT metadata or tombstones) is 105 kB in size.

Implementation	Save size	Save time	Load time
Fugue	168 ± 0 kB	20 ± 1 ms	13 ± 2 ms
Fugue Simple	1,021 ± 0 kB	583 ± 5 ms	334 ± 3 ms
FugueMax Simple	1,237 ± 0 kB	788 ± 11 ms	522 ± 7 ms
Automerge-Wasm	129 ± 0 kB	180 ± 0 ms	2,746 ± 6 ms
Yjs	160 ± 0 kB	17 ± 1 ms	63 ± 6 ms
Y-Wasm	160 ± 0 kB	5 ± 1 ms	15 ± 0 ms

- **Fugue Simple:** A direct implementation of Algorithm 1 in 298 lines of code. It represents the state as a doubly-linked tree with one object per node, and it uses GZIP’d JSON encodings.
- **FugueMax Simple:** A direct implementation of Algorithm 1 with FugueMax’s modifications (see Section 4.3) in 435 lines of code.

5.1 Benchmarks

We evaluated our implementations using a modified version of Jahns’s crdt-benchmarks [34]. Our Fugue and FugueMax implementations, benchmark code, and raw data are available on GitHub.¹

All experiments used Node.js v18.15.0 running on an Ubuntu 22.04.3 LTS desktop with a 4-core Intel i7 CPU @1.90GHz and 16GB RAM. For each metric, we performed 5 warmup trials followed by 10 measured trials; tables show mean ± standard deviation for the 10 measured trials.

We also compared to existing implementations in the crdt-benchmarks repository:

- **Automerge-Wasm** (v0.5.0) is a CRDT with a JSON data model, implemented in Rust and compiled to WebAssembly.² Its list CRDT is based on RGA [16].
- **Yjs** (v13.6.8) is a JavaScript CRDT library [24]. Its list datatype is based on YATA [35], and it is known for its good performance [32].
- **Y-Wasm** (v0.16.10) is a Rust-to-WebAssembly variant of Yjs.³

Tables 2 and 3 show results from a benchmark that replays a real-world text-editing trace [36], in which every keystroke of the writing process for the L^AT_EX source of a 17-page paper [37] was captured. It consists of 182,315 single-character insert operations and 77,463 single-character delete operations, resulting in a final document size of 104,852 characters (not including tombstones). Each implementation processed the full trace sequentially on a single replica. Results for additional benchmarks, including microbenchmarks with concurrent operations, can be found in our GitHub repository.

Table 2 considers the final saved document including CRDT metadata. In a typical collaborative app, this saved document would be saved (possibly on a server) at the end of each user session, and loaded at the start of the next session. Thus save size determines disk/network usage,

while save/load time determines user-perceived save and startup latencies.

We see that Fugue is comparable to state-of-the-art Yjs on all three metrics, and the CRDT metadata is only 60% of the literal text’s size. Fugue Simple and FugueMax Simple are worse but still usable in practice. FugueMax Simple has a larger save size than Fugue Simple because it must additionally track right-side children’s right origins.

Table 3 shows performance metrics for live usage by a single user. Memory usage shows the increase in heap used⁴ from the start to the end of the trace and thus approximates each list CRDT’s in-memory size. Network bytes/op shows the average size of the per-op messages sent to remote collaborators. Ops/sec shows the average operation throughput; it reflects the time to process an op and encode a message for remote collaborators. For example, Fugue achieves 94,000 ops/sec, an average of 11 μs per operation.

We again see that Fugue is practical and comparable to Yjs. In particular, its memory usage is only a few MB—about 23 bytes per character, or 13 bytes per characters-including-tombstones. This refutes a common criticism of CRDTs for collaborative text editing: namely, that they have too much per-character memory overhead [38]. The memory overhead is worse for Fugue Simple (618 bytes/char) and FugueMax Simple (685 bytes/char), but the total is still well within modern memory limits. For all Fugue variants, the network usage and operation throughput are far from being bottlenecks, given that a typical user types at ≈ 10 chars/sec and a typical collaborative document has < 100 simultaneous users.

Figures 9a and 9b show how save size and memory usage vary throughout the text editing trace. The size of the plain text (without CRDT metadata or tombstones) is given for comparison. Observe that both metrics track the plain text’s size at a modest multiple, and save size even decreases when text is deleted, despite tombstones.

Finally, Table 4 shows selected metrics for the same text-editing trace but repeated 100 times. The final document contains 10.5 million characters—several times longer than Tolstoy’s *War and Peace*. Nonetheless, Fugue’s performance remains tolerable: 18MB save size, less than 2 seconds to save or load, and 223MB memory usage. Additionally, average network usage and throughput (not shown) remain within a 2× factor of Table 3.

6 CONCLUSION

Interleaving of concurrent insertions at the same position is an undesirable but largely ignored problem with many replicated list algorithms that are used for collaborative text editing. Indeed, most CRDT and OT algorithms that we surveyed exhibit interleaving anomalies. We also found that existing definitions of non-interleaving are impossible to satisfy.

In this paper, we proposed a new definition, maximal non-interleaving. We also introduced the Fugue and

1. <https://github.com/mweidner037/fugue>
 2. <https://github.com/automerge/automerge>
 3. <https://github.com/y-crdt/y-crdt>

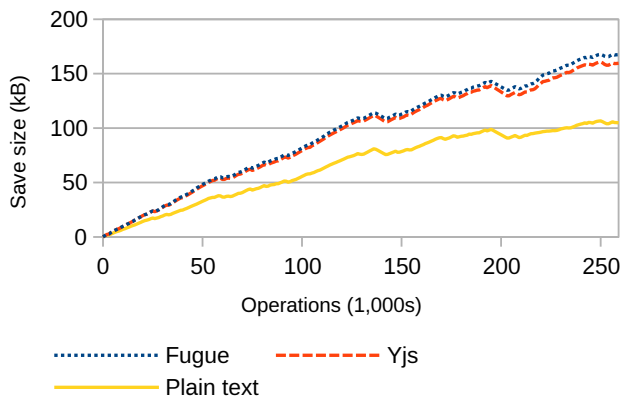
4. Measured with Node.js’s `process.memoryUsage().heapUsed` after garbage collection. We exclude WebAssembly libraries because they do not use the JavaScript heap. (While resident set size measures WebAssembly memory usage, it had frequent outliers and gave implausible values for Automerge-Wasm.)

TABLE 3: Metrics for replaying a character-by-character text editing trace with 260k operations.

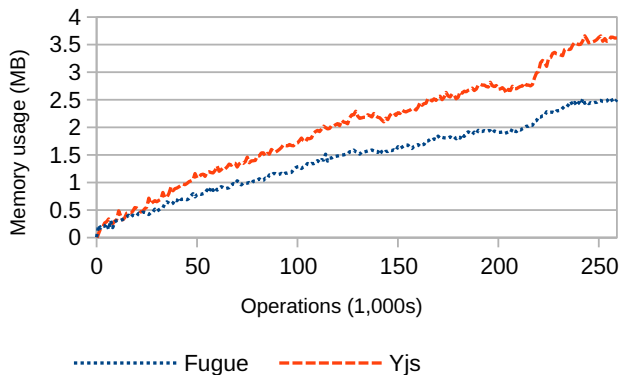
Implementation	Memory usage (MB)	Network bytes/op	Ops/sec (1,000s)
Fugue	2.4 ± 0.0	46 ± 0	94 ± 5
Fugue Simple	64.8 ± 0.0	151 ± 0	17 ± 0
FugueMax Simple	71.9 ± 0.0	188 ± 0	16 ± 0
Automerge-Wasm	–	126 ± 0	52 ± 0
Yjs	3.3 ± 0.2	29 ± 0	39 ± 0
Y-Wasm	–	29 ± 0	7 ± 0

TABLE 4: Metrics for the real text trace repeated 100 times sequentially. The literal text has size 10,485 kB. We exclude implementations that use excessive time or memory.

Implementation	Save size (kB)	Save time (ms)	Load time (ms)	Memory usage (MB)
Fugue	17,845 ± 0	1,405 ± 35	640 ± 8	223 ± 0
Yjs	15,989 ± 0	479 ± 35	2,316 ± 423	294 ± 17



(a) Saved document size.



(b) Memory usage.

Fig. 9: Metrics as a function of progress through the real text trace.

FugueMax list CRDTs and proved that FugueMax satisfies maximal non-interleaving, while Fugue is simpler and falls only slightly short of it. Our optimized implementation of Fugue has performance comparable to the state-of-the-art Yjs library.

In future work we plan to formally analyze Sync9 [26] and Gentle’s modified version of the Yjs algorithm [25]. We conjecture that Sync9 is semantically equivalent to Fugue, while the modified Yjs is semantically equivalent to FugueMax. If this is indeed the case, then the modified Yjs is

also maximally non-interleaving. These algorithms are also CRDTs; in future work it would be interesting to investigate whether maximally non-interleaving Operational Transformation algorithms exist.

ACKNOWLEDGMENTS

We thank Seph Gentle for insightful discussions and feedback on a draft of this paper. Matthew Weidner is supported by an NDSEG Fellowship sponsored by the US Office of Naval Research. Martin Kleppmann is funded by the Volkswagen Foundation and crowdfunding supporters including Rohit Kulshreshtha, Mintter, and SoftwareMill.

REFERENCES

- [1] C. A. Ellis and S. J. Gibbs, “Concurrency control in groupware systems,” in *ACM International Conference on Management of Data (SIGMOD)*, 1989, pp. 399–407.
- [2] D. A. Nichols, P. Curtis, M. Dixon, and J. Lamping, “High-latency, low-bandwidth windowing in the Jupiter collaboration system,” in *8th Annual ACM Symposium on User Interface and Software Technology (UIST)*, 1995, pp. 111–120.
- [3] C. Sun, X. Jia, Y. Zhang, Y. Yang, and D. Chen, “Achieving convergence, causality preservation, and intention preservation in real-time cooperative editing systems,” *ACM Transactions on Computer-Human Interaction*, vol. 5, no. 1, pp. 63–108, Mar. 1998.
- [4] H. Attiya, S. Burckhardt, A. Gotsman, A. Morrison, H. Yang, and M. Zawirski, “Specification and complexity of collaborative text editing,” in *2016 ACM Symposium on Principles of Distributed Computing (PODC)*. ACM, 2016, p. 259–268.
- [5] M. Shapiro, N. Preguiça, C. Baquero, and M. Zawirski, “Conflict-free replicated data types,” in *13th International Symposium on Stabilization, Safety, and Security of Distributed Systems (SSS)*, 2011, pp. 386–400.
- [6] N. Preguiça, C. Baquero, and M. Shapiro, *Encyclopedia of Big Data Technologies*. Springer, 2018, ch. Conflict-Free Replicated Data Types (CRDTs).
- [7] M. Kleppmann, V. B. F. Gomes, D. P. Mulligan, and A. R. Beresford, “Interleaving anomalies in collaborative text editors,” in *6th Workshop on Principles and Practice of Consistency for Distributed Data (PaPoC)*. ACM, Mar. 2019.
- [8] M. Ressel, D. Nitsche-Ruhland, and R. Gunzenhäuser, “An integrating, transformation-oriented approach to concurrency control and undo in group editors,” in *ACM Conference on Computer Supported Cooperative Work (CSCW)*, 1996, pp. 288–297.
- [9] C. Sun and C. Ellis, “Operational transformation in real-time group editors: Issues, algorithms, and achievements,” in *ACM Conference on Computer Supported Cooperative Work (CSCW)*, 1998, pp. 59–68.

- [10] J. Day-Richter, “What’s different about the new Google Docs: Making collaboration fast,” Sep. 2010. [Online]. Available: <https://drive.googleblog.com/2010/09/whats-different-about-new-google-docs.html>
- [11] A. Imine, P. Molli, G. Oster, and M. Rusinowitch, “Proving correctness of transformation functions in real-time groupware,” in *8th European Conference on Computer Supported Cooperative Work (ECSCW)*, 2003, pp. 277–293.
- [12] G. Oster, P. Urso, P. Molli, and A. Imine, “Proving correctness of transformation functions in collaborative editing systems,” INRIA, Tech. Rep. RR-5795, 2005. [Online]. Available: <https://hal.inria.fr/inria-00071213/>
- [13] —, “Data consistency for P2P collaborative editing,” in *ACM Conference on Computer Supported Cooperative Work (CSCW)*, 2006, pp. 259–268.
- [14] N. Preguiça, J. M. Marques, M. Shapiro, and M. Letia, “A commutative replicated data type for cooperative editing,” in *29th IEEE International Conference on Distributed Computing Systems (ICDCS)*. IEEE, 2009, pp. 395–403.
- [15] S. Weiss, P. Urso, and P. Molli, “Logoot: A scalable optimistic replication algorithm for collaborative editing on P2P networks,” in *29th IEEE International Conference on Distributed Computing Systems*, 2009, pp. 404–412.
- [16] H.-G. Roh, M. Jeon, J.-S. Kim, and J. Lee, “Replicated abstract data types: Building blocks for collaborative applications,” *Journal of Parallel and Distributed Computing*, vol. 71, no. 3, pp. 354–368, 2011.
- [17] K. P. Birman, A. Schiper, and P. Stephenson, “Lightweight causal and atomic group multicast,” *ACM Transactions on Computer Systems*, vol. 9, no. 3, pp. 272 – 314, Aug. 1991.
- [18] C. Cachin, R. Guerraoui, and L. Rodrigues, *Introduction to Reliable and Secure Distributed Programming*, 2nd ed. Springer, 2011.
- [19] B. Nédelec, P. Molli, A. Mostefaoui, and E. Desmontils, “LSEQ: An adaptive structure for sequences in distributed collaborative editing,” in *ACM Symposium on Document Engineering (DocEng)*. ACM, 2013, pp. 37–46.
- [20] M. Kleppmann, V. B. F. Gomes, D. P. Mulligan, and A. R. Beresford, “OpSets: Sequential specifications for replicated datatypes (extended version),” 2018. [Online]. Available: <https://arxiv.org/abs/1805.04263>
- [21] C. Sun, D. Sun, Agustina, and W. Cai, “Real differences between OT and CRDT for co-editors,” Oct. 2018. [Online]. Available: <https://arxiv.org/abs/1810.02137>
- [22] M. Suleiman, M. Cart, and J. Ferrié, “Serialization of concurrent operations in a distributed collaborative environment,” in *ACM International Conference on Supporting Group Work (GROUP)*. ACM, Nov. 1997, pp. 435–445.
- [23] G. Oster, P. Molli, P. Urso, and A. Imine, “Tombstone transformation functions for ensuring consistency in collaborative editing systems,” in *9th IEEE International Conference on Collaborative Computing*, 2006.
- [24] K. Jahns, “Yjs,” GitHub repository, Dec. 2022. [Online]. Available: <https://github.com/yjs/yjs>
- [25] S. Gentle, “Reference CRDTs,” GitHub repository, Oct. 2021. [Online]. Available: <https://github.com/josephg/reference-crtds>
- [26] G. Little and M. Toomim, “Sync9: a peer-to-peer synchronizer,” URL: <https://braid.org/algorithms/sync9>, archived at <https://perma.cc/W2DL-38RF>, source code at <https://github.com/braid-org/braidjs/blob/21df3b0/sync9/sync9.js>, 2021.
- [27] M. Kleppmann, “Insertion interleaving test,” Feb. 2018. [Online]. Available: <https://github.com/ept/insert-interleaving>
- [28] A. R. Chandrassery, Personal communication, 2021.
- [29] M. Kleppmann, “Moving elements in list CRDTs,” in *7th Workshop on Principles and Practice of Consistency for Distributed Data (PaPoC)*. ACM, 2020.
- [30] V. Grishchenko, “Citrea and Swarm: Partially ordered op logs in the browser: Implementing a collaborative editor and an object sync library in JavaScript,” in *1st Workshop on Principles and Practice of Eventual Consistency (PaPEC)*. ACM, 2014.
- [31] M. Weidner, H. Qi, M. Kjaer, R. Pradeep, B. Geordie, Y. Zhang, G. Schare, X. Tang, S. Xing, and H. Miller, “Collabs: A flexible and performant crdt collaboration framework,” 2023.
- [32] K. Jahns, “Are CRDTs suitable for shared editing?” Blog post, Aug. 2020. [Online]. Available: <https://blog.kevinjahns.de/are-crtds-suitable-for-shared-editing/>
- [33] L. Briot, P. Urso, and M. Shapiro, “High responsiveness for group editing CRDTs,” in *19th International Conference on Supporting Group Work (GROUP)*. ACM, Nov. 2016, pp. 51–60.
- [34] K. Jahns, “CRDT benchmarks,” 2022, <https://github.com/dmonad/crdt-benchmarks/>.
- [35] P. Nicolaescu, K. Jahns, M. Derntl, and R. Klamma, “Near real-time peer-to-peer shared editing on extensible data types,” in *19th International Conference on Supporting Group Work (GROUP)*. ACM, Nov. 2016, pp. 39–49.
- [36] M. Kleppmann, “Benchmarking resources for Automerge,” 2020. [Online]. Available: <https://github.com/automerge/automerge-perf>
- [37] M. Kleppmann and A. R. Beresford, “A conflict-free replicated JSON datatype,” *IEEE Transactions on Parallel and Distributed Systems*, vol. 28, no. 10, pp. 2733–2746, Apr. 2017.
- [38] D. Sun, C. Sun, A. Ng, and W. Cai, “Real differences between OT and CRDT in correctness and complexity for consistency maintenance in co-editors,” *Proceedings of the ACM on Human-Computer Interaction*, vol. 4, no. CSCW1, May 2020.

APPENDIX A

PROBLEMS WITH VARIOUS ALGORITHMS

A.1 Examples of interleaving

We give brief justifications of the interleaving claims (●) in Table 1. Terminology and notation are as in the source cited for each algorithm. For each algorithm we give a minimal example, in each case starting with an empty text document:

- One user inserts a followed by b , while concurrently another user inserts x . An algorithm exhibits forward interleaving (Definition 2) if a possible merged outcome is axb .
- One user inserts b , and then prepends a before b ; concurrently another user inserts x . An algorithm exhibits backward interleaving if a possible merged outcome is axb .

A.1.1 adOPTed and TTF forward interleaving

adOPTed [8] and TTF [23] use essentially the same transformation function for concurrent insertions. We use the notation from TTF: an insertion operation is denoted $ins(p, c, s)$, where p is the index at which to insert, c is the inserted character, and s is the ID of the site (i.e., replica) on which the operation was generated.

To demonstrate forward interleaving, replica A generates $ins(1, a, A)$ followed by $ins(2, b, A)$. Concurrently, replica B generates $ins(1, x, B)$. Assume $A < B$ and consider the execution at B :

- 1) B executes $ins(1, x, B)$, so the document is x .
- 2) When B receives $ins(1, a, A)$, it computes $T(ins(1, a, A), ins(1, x, B)) = ins(1, a, A)$ since $1 = 1 \wedge A < B$, so it inserts a before x , yielding ax .
- 3) When B receives $ins(2, b, A)$, it computes $T(ins(2, b, A), ins(1, x, B)) = ins(3, b, A)$ since $2 > 1$, so it inserts b after x , yielding axb .

A.1.2 adOPTed/TTF backward interleaving (multi-replica)

To demonstrate backward interleaving, we use three replicas, A , B , and C with $A < B < C$. First C generates $ins(1, b, C)$, which is sent to A , and then A generates $ins(1, a, A)$. Concurrently, B generates $ins(1, x, B)$. Consider the execution at replica B :

- 1) B executes $ins(1, x, B)$, so the document is x .
- 2) When B receives $ins(1, b, C)$, it computes $T(ins(1, b, C), ins(1, x, B)) = ins(2, b, C)$ since $1 = 1 \wedge C > B$, so it inserts b after x , yielding xb .

- 3) When B receives $ins(1, a, A)$, it computes $T(ins(1, a, A), ins(1, x, B)) = ins(1, a, A)$ since $1 = 1 \wedge A < B$, so it inserts a before x , yielding axb .

A.1.3 Jupiter forward interleaving

Jupiter [2] is based on a single server that determines a total order of all operations, and it always transforms a client operation and a server operation with respect to each other. When there are multiple clients and an operation from one client has been transformed and applied by the server, that transformed operation is considered a server operation from the point of view of the other clients (even though the operation actually originated on a client).

The Jupiter paper [2] does not explicitly specify the transformation function for concurrent insertions, it only describes it verbally as: “We arbitrarily chose to put server text first if both [i.e. server and client] try to insert at the same spot.” We show that even this informal definition implies that the algorithm exhibits forward interleaving.

Starting with an empty document, assume that client A generates $ins(1, a)$ followed by $ins(2, b)$, and concurrently client B generates $ins(1, x)$. Consider the execution at the server:

- 1) Assume that client A 's $ins(1, a)$ is the first operation to reach the server, so the server simply applies it, resulting in the document a .
- 2) Next, client B 's $ins(1, x)$ reaches the server. Since $ins(1, a)$ was concurrently applied by the server, we have two concurrent insertions at the same position. Per the rule for such insertions, the server's character, that is a , is placed first, and the client's x second. This means B 's operation is transformed to $ins(2, x)$ and the server's document now reads ax .
- 3) Finally, client A 's $ins(2, b)$ reaches the server. Concurrently, the server has now performed $ins(2, x)$, which is the transformed form of B 's operation. Again we have two concurrent insertions at the same position, in this case at index 2. Per the rule above we place the server's character x first, and the client's character b second. This means A 's operation is transformed to $ins(3, b)$ and the server's document now reads axb , exhibiting forward interleaving.

If the rule is changed to place the client's insertion first and the server's insertion second in the case of concurrent insertions at the same position, the algorithm exhibits backward interleaving instead of forward interleaving.

A.1.4 GOT forward interleaving

Strictly speaking, GOT is an OT control algorithm that is not specific to text; here we use GOT in conjunction with the transformation functions for text editing that are specified in the same paper [3]. For insertions, those functions are an inclusion transformation IT_{II} and an exclusion transformation ET_{II} .

To demonstrate forward interleaving, replica A generates $Insert[a, 1]$ followed by $Insert[b, 2]$, while concurrently replica B generates $Insert[x, 1]$. Let the total order on these operations be $Insert[a, 1] < Insert[x, 1] < Insert[b, 1]$; this order is possible in the GOT timestamping

scheme. Consider the execution of operations at a replica that receives them in ascending order, so that we can skip the undo/do/redo process. That replica will go through the following steps:

- 1) Receive $Insert[a, 1]$. We now have $HB = [Insert[a, 1]]$, and the document is a .
- 2) Receive $Insert[x, 1]$. This operation is concurrent with all operations in HB , so it is transformed as follows:

$$\begin{aligned} EO_{new} &= LIT(Insert[x, 1], HB[1, 1]) \\ &= IT_{II}(Insert[x, 1], Insert[a, 1]) \\ &= Insert[x, 2] \end{aligned}$$

resulting in $HB = [Insert[a, 1], Insert[x, 2]]$ and the document ax .

- 3) Receive $Insert[b, 2]$. This operation is dependent on $HB[1]$ and concurrent with $HB[2]$, so it is transformed as follows:

$$\begin{aligned} EO_{new} &= LIT(Insert[b, 2], HB[2, 2]) \\ &= IT_{II}(Insert[b, 2], Insert[x, 2]) \\ &= Insert[b, 3] \end{aligned}$$

so $HB = [Insert[a, 1], Insert[x, 2], Insert[b, 3]]$ and the document is axb .

We discuss behavior of backward insertions in GOT in Appendix A.2.

A.1.5 SOCT2, Logoot, and LSEQ

Forward and backward interleaving in implementations of SOCT2 [22], Logoot [15], and LSEQ [19] are demonstrated in an open source repository [27].

A.1.6 WOOT forward interleaving

The WOOT algorithm derives a partial order from the left and right origins of each inserted character, and then defines the document to be a unique linear extension of this partial order [13]. The notation $ins(a < x < b)$ means that the character x is inserted between a and b . c_b marks the beginning and c_e marks the end of the document. When a replica receives an operation from another replica, a recursive function $IntegrateIns$ determines where the insertion should be placed.

To demonstrate forward interleaving, replica A generates $ins(c_b < a < c_e)$ to insert a , followed by $ins(a < b < c_e)$ to insert b . Concurrently, B generates $ins(c_b < x < c_e)$ to insert x . Assume the ordering on the inserted characters' IDs is $a <_{id} x <_{id} b$. Consider the execution at replica B :

- 1) To apply $ins(c_b < x < c_e)$, calling $IntegrateIns(x, c_b, c_e)$ results in the document x .
- 2) To apply $ins(c_b < a < c_e)$, calling $IntegrateIns(a, c_b, c_e)$ computes $S^l = x$ and $L = c_b x c_e$. The loop stops at $i = 1$ because $x >_{id} a$, so we recursively call the function $IntegrateIns(a, c_b, x)$, resulting in the document ax .
- 3) To apply $ins(a < b < c_e)$, calling $IntegrateIns(b, a, c_e)$ computes $S^l = x$ and $L = c_b x c_e$. The loop stops at $i = 2$ because $x <_{id} b$, so we recursively call the function $IntegrateIns(b, x, c_e)$, resulting in the document axb .

A.1.7 Treedoc forward and backward interleaving

To demonstrate forward interleaving in Treedoc [14], replica A generates $insert(p_a, a)$ followed by $insert(p_b, b)$, while concurrently replica B generates $insert(p_x, x)$. These operations are assigned position identifiers $p_a = [(1 : d_a)]$, $p_b = [1(1 : d_b)]$, and $p_x = [(1 : d_x)]$, where d_a , d_b , and d_x are disambiguators. Assume $d_a < d_x$; then the order on position identifiers is $p_a < p_x < p_b$, resulting in the document axb .

To demonstrate backward interleaving in Treedoc, replica A generates $insert(p_b, b)$ and then prepends $insert(p_a, a)$, while concurrently replica B generates $insert(p_x, x)$. These operations are assigned position identifiers $p_b = [(0 : d_b)]$, $p_a = [0(0 : d_a)]$, and $p_x = [(0 : d_x)]$, where d_b , d_a , and d_x are disambiguators. Assume $d_x < d_b$; then the order on position identifiers is $p_a < p_x < p_b$, resulting in the document axb .

A.1.8 RGA backward interleaving

To demonstrate backward interleaving in RGA [16], replica A generates $Insert(1, b)$ followed by prepending $Insert(1, a)$, while concurrently replica B generates $Insert(1, x)$. The insertion of b is assigned an s4vector of $\vec{v}_b = \langle 0, A, 1, 0 \rangle$, the insertion of a an s4vector of $\vec{v}_a = \langle 0, A, 2, 0 \rangle$, and the insertion of x an s4vector of $\vec{v}_x = \langle 0, B, 1, 0 \rangle$. Assuming $A < B$, the order on these s4vectors is $\vec{v}_b < \vec{v}_x < \vec{v}_a$. The left cobject (i.e., left origin) of all three operations is nil, and therefore the three elements are placed in their list in descending s4vector order, resulting in the document axb .

A.1.9 Yjs backward interleaving (multi-replica)

Yjs [24] exhibits interleaving only in a limited case: when insertions occur in backward order across multiple replica IDs. The following code demonstrates such interleaving in Yjs version 13.6.8. Our code repository contains a runnable copy of this code.

```
// Set up three replicas
const Y = require('yjs')
let doc1 = new Y.Doc(); doc1.clientID = 1
let doc2 = new Y.Doc(); doc2.clientID = 2
let doc3 = new Y.Doc(); doc3.clientID = 3

// Replica 3 inserts 'b'
doc3.getArray().insert(0, ['b'])

// Replica 1 inserts 'a' before 'b'
Y.applyUpdateV2(doc1,
  Y.encodeStateAsUpdateV2(doc3,
    Y.encodeStateVector(doc1)))
doc1.getArray().insert(0, ['a'])

// Replica 2 concurrently inserts 'x'
doc2.getArray().insert(0, ['x'])

// Prints the merged document: "axb"
Y.applyUpdateV2(doc1,
  Y.encodeStateAsUpdateV2(doc2,
    Y.encodeStateVector(doc1)))
console.log(doc1.getArray().toArray().join(''))
```

A.2 GOT character reordering

We found that in the case of concurrent backward insertions, GOT exhibits an anomaly that is worse than interleaving:

it reorders characters so that they appear in a different order from what the user typed, violating the replicated list specification. In the following example, replica A inserts ab in backward order, while B concurrently inserts x , and the resulting document reads xba — the a and b are reordered! Like in Appendix A.1.4, we refer to the combination of the GOT control algorithm with the transformation functions specified in the same paper [3].

Assume replica A generates $Insert[b, 1]$ followed by $Insert[a, 1]$, while concurrently replica B generates $Insert[x, 1]$. Let the total order on these operations be $Insert[x, 1] < Insert[b, 1] < Insert[a, 1]$, which is consistent with causality. Consider the execution of operations at a replica that receives them in ascending order. That replica will go through the following steps:

- 1) Receive $Insert[x, 1]$. We now have the history buffer $HB = [Insert[x, 1]]$, and the document is x .
- 2) Receive $Insert[b, 1]$. This operation is concurrent with all operations in HB , so it is transformed as follows:

$$\begin{aligned} EO_{new} &= LIT(Insert[b, 1], HB[1, 1]) \\ &= IT_{II}(Insert[b, 1], Insert[x, 1]) \\ &= Insert[b, 2] \end{aligned}$$

resulting in $HB = [Insert[x, 1], Insert[b, 2]]$ and the document xb .

- 3) Receive $Insert[a, 1]$. Now $HB[1]$ is concurrent to the new operation, but $HB[2]$ causally precedes it. Therefore $EOL = [Insert[b, 2]]$ and

$$\begin{aligned} EOL' &= [LET(Insert[b, 2], HB[1, 1]^{-1})] \\ &= [ET_{II}(Insert[b, 2], Insert[x, 1])] \\ &= [Insert[b, 1]] \end{aligned}$$

$$\begin{aligned} O'_{new} &= LET(Insert[a, 1], EOL'^{-1}) \\ &= ET(Insert[a, 1], Insert[b, 1]) \\ &= Insert[a, 1] \end{aligned}$$

$$\begin{aligned} EO_{new} &= LIT(O'_{new}, HB[1, 2]) \\ &= IT_{II}(IT_{II}(Insert[a, 1], Insert[x, 1]), \\ &\quad Insert[b, 2]) \\ &= IT_{II}(Insert[a, 2], Insert[b, 2]) \\ &= Insert[a, 3] \end{aligned}$$

When EO_{new} is applied, we obtain the incorrect document state xba .

The GOT paper [3, Definition 9] specifies that the transformation functions must satisfy a reversibility requirement, $IT(ET(O_a, O_b), O_b) = O_a$. However, the insert/insert transformation functions in Section 9 of the same paper do not meet this requirement. Let $O_a = Insert[a, 1]$ and $O_b = Insert[b, 1]$. Then

$$\begin{aligned} IT(ET(O_a, O_b), O_b) &= IT_{II}(ET_{II}(Insert[a, 1], Insert[b, 1]), Insert[b, 1]) \\ &= IT_{II}(Insert[a, 1], Insert[b, 1]) \\ &= Insert[a, 2] \neq O_a \end{aligned}$$

We believe that this issue is not a typo or a similarly easy fix, but rather a deeper conceptual problem with the GOT algorithm.

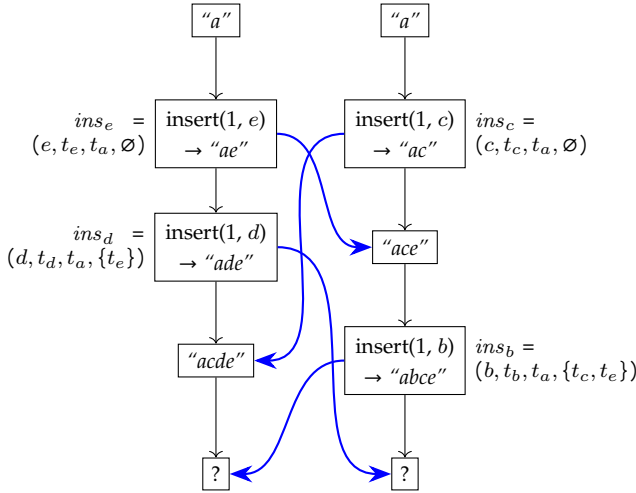


Fig. 10: Execution that leads to divergence in Kleppmann et al. [7]’s non-interleaving variant of RGA.

A.3 Non-interleaving RGA does not converge

As explained in Section 2.5, Kleppmann et al. [7] previously attempted to design a non-interleaving text CRDT, but this algorithm does not converge. We now give an example of this problem, which was found by Chandrassery [28].

The algorithm is a variant of Attiya et al. [4]’s timestamped insertion tree (which is a reformulation of RGA [16]). Each insertion operation includes the ID of a *reference element* (after which the new character should be inserted), and additionally this algorithm includes the set of existing characters with the same reference element. When determining the order of characters with the same reference element, this additional metadata is taken into account.

The correctness of the algorithm depends on a strict total ordering relation $<$ that determines the order in which characters with the same reference element should appear in the document. However, it is possible to construct executions in which three insertion operations x , y , and z are ordered $x < y$, $y < z$, and $z < x$, violating the asymmetry property of the total order. If $<$ is not a total order, the order of characters in the document is ambiguous, and so the algorithm cannot guarantee that replicas converge to the same state.

Figure 10 shows an execution that triggers the problem. Each insertion operation is a tuple (a, t, r, e) where a is the character being inserted, t is the timestamp (unique ID) of the operation, r is the timestamp of the reference character (immediate predecessor at the time the operation was generated), and e is the set of siblings (operations with the same reference character at the time the operation was generated).

Assume $t_e < t_c < t_d < t_b$. To determine the total order of operations, we first apply the rule that $op_1 < op_2$ if op_1 ’s timestamp appears in op_2 ’s siblings, which gives us:

$$\begin{aligned} ins_e &= (e, t_e, t_a, \emptyset) < (d, t_d, t_a, \{t_e\}) = ins_d \\ ins_c &= (c, t_c, t_a, \emptyset) < (b, t_b, t_a, \{t_c, t_e\}) = ins_b \\ ins_e &= (e, t_e, t_a, \emptyset) < (b, t_b, t_a, \{t_c, t_e\}) = ins_b \end{aligned}$$

Next, we compare ins_b and ins_d using the rule for

concurrent operations:

$$\begin{aligned} \min(\{t_b\} \cup \{t_c, t_e\} - \{t_e\}) &= t_c \\ \min(\{t_d\} \cup \{t_e\} - \{t_c, t_e\}) &= t_d \\ t_c < t_d, \text{ therefore: } &ins_b < ins_d \end{aligned}$$

Finally, we compare ins_c and ins_d using the rule for concurrent operations:

$$\begin{aligned} \min(\{t_c\} \cup \emptyset - \{t_e\}) &= t_c \\ \min(\{t_d\} \cup \{t_e\} - \emptyset) &= t_e \\ t_e < t_c, \text{ therefore: } &ins_d < ins_c \end{aligned}$$

We now have $ins_c < ins_b$, $ins_b < ins_d$, and $ins_d < ins_c$. This violates the requirement that $<$ is a total order. Therefore, the order of characters in the document is not uniquely determined, and we cannot guarantee that replicas will converge to the same state.