

Discriminative Co-Saliency and Background Mining Transformer for Co-Salient Object Detection

Long Li¹ Junwei Han¹ Ni Zhang¹ Nian Liu^{2†}

Salman Khan^{2,3} Hisham Cholakkal² Rao Muhammad Anwer² Fahad Shahbaz Khan^{2,4}

¹ Northwestern Polytechnical University ² Mohamed bin Zayed University of Artificial Intelligence

³ Australian National University ⁴ CVL, Linköping University

Abstract

Most previous co-salient object detection works mainly focus on extracting co-salient cues via mining the consistency relations across images while ignoring **explicit** exploration of background regions. In this paper, we propose a Discriminative co-saliency and background Mining Transformer framework (DMT) based on several economical multi-grained correlation modules to **explicitly** mine both co-saliency and background information and effectively model their discrimination. Specifically, we first propose a region-to-region correlation module for introducing inter-image relations to pixel-wise segmentation features while maintaining computational efficiency. Then, we use two types of pre-defined tokens to mine co-saliency and background information via our proposed contrast-induced pixel-to-token correlation and co-saliency token-to-token correlation modules. We also design a token-guided feature refinement module to enhance the discriminability of the segmentation features under the guidance of the learned tokens. We perform iterative mutual promotion for the segmentation feature extraction and token construction. Experimental results on three benchmark datasets demonstrate the effectiveness of our proposed method. The source code is available at: <https://github.com/dragonlee258079/DMT>.

1. Introduction

Unlike standard Salient Object Detection (SOD) [13, 21–23, 37, 45], which detects salient objects in a single image, Co-Salient Object Detection (CoSOD) aims to detect common salient objects across a group of relevant images. It often faces the following two challenges: 1) The foreground (FG) in CoSOD refers to co-salient objects, which are inherently hard to detect since they should satisfy both the intra-group commonality and the intra-image saliency. 2) The background (BG) in CoSOD might contain com-

plex distractions, including extraneous salient objects that are salient but not "common", and similar concomitant objects appearing in multiple images (e.g. performers often appear in guitar images). Such difficult distractors can easily seduce CoSOD models to make false positive predictions. Therefore, the effective exploration of both FG and BG and modeling their discrimination to precisely detect co-salient objects while suppressing interference from BG is crucial for CoSOD.

Although many works have achieved promising performance, most of them [14, 18, 25, 30, 33, 38, 40–42] devoted to the ingenious mining of FG while ignored the **explicit** exploration of BG. They mainly constructed positive relations between co-salient objects but paid less attention to modeling negative ones between co-saliency regions and BG. [16, 34] followed some SOD methods [4, 43] to incorporate BG features for co-saliency representation learning or contrast learning. However, these methods can be regarded as an univariate FG&BG modeling in which the essential optimization target is limited to FG and there is no explicit BG modeling, thus limiting the discriminative learning capability. To this end, this paper propose to conduct a bivariate FG&BG modeling paradigm that **explicitly** models both FG and BG information and effectively facilitates their discriminative modeling.

As for co-saliency (FG) information, most previous works [12, 16, 34, 41] detected them by exploring the inter-image similarity. Calculating the Pixel-to-Pixel (P2P) correlation between 3D CNN features in a group is widely used in many works [12, 16, 34] and has demonstrated its effectiveness. However, this method introduces heavy computation burdens and hinders sophisticated relation modeling. To alleviate this problem, we introduce economic multi-grained correlations among different images and the co-saliency and BG information, thus enabling modeling sophisticated relations to extract accurate co-saliency as well as BG knowledge.

Specifically, we construct a Discriminative co-saliency and BG Mining Transformer (DMT) following the

[†]Corresponding author: liunian228@gmail.com.

paradigm of a semantic segmentation transformer architecture, *i.e.* MaskFormer [5], which enables explicit co-saliency and BG modeling and the construction of multi-grained correlations. Using this architecture, we decompose the CoSOD modeling into two sub-paths, *i.e.* generating pixel-wise segmentation feature maps and extracting category information with pre-defined co-saliency and BG detection tokens.

In the first sub-path, to efficiently and thoroughly mine the common cues within the image group, we propose a Region-to-Region correlation (R2R) module to model the inter-image relation and plug it into each decoder layer. In the second sub-path, we transform the pixel-wise features into a co-saliency token and a BG token for each image, abstracting pixel-wise cues into high-level tokens. As such, we achieve sophisticated relation modeling among the tokens and features while largely reducing the computational costs. Concretely, we propose an intra-image Contrast-induced Pixel-to-Token correlation (CtP2T) module to extract the two tokens by considering the contrast relation between co-saliency and BG. Since the co-saliency tokens from CtP2T are separately learned on each image, we further design a Co-saliency Token-to-Token (CoT2T) correlation module to model their common relation.

After obtaining the tokens and pixel-wise features, the MaskFormer [5] architecture adopts dot production between them to obtain the final segmentation results. However, such a scheme only achieves unidirectional information propagation, *i.e.* conveying information from the feature maps to the tokens. We argue that the learned two tokens can also be used to improve the discriminability of the pixel-wise features, thus proposing our Token-Guided Feature Refinement (TGFR) module as a reverse information propagation path. Concretely, we first use the tokens as guidance to distill co-saliency and BG features from the pixel-wise feature maps, and then enhance the discriminability of the segmentation features between the two detection regions. In this way, the refined features become sensitive to both co-saliency and BG, reducing the affect of ambiguous distractors.

Finally, as shown in Figure 1, our DMT iteratively deploys CtP2T and CoT2T to leverage the segmentation features for updating the tokens, and then adopts TGFR to refine the corresponding decoder feature with the updated tokens. As a result, the learning processes can be effectively promoted, thus obtaining more accurate CoSOD results.

In summary, our major contributions are as follows:

- We model CoSOD from the perspective of explicitly exploring both co-saliency and BG information and effectively modeling their discrimination.
- We introduce several computationally economical multi-grained correlation modules, *i.e.* R2R, CtP2T, CoT2T, for the inter-image and intra-image relations

modeling.

- We propose a novel TGFR module to use the learned tokens as guidance to refine the segmentation features for enhancing their discriminability between co-saliency and BG regions.
- Experimental results demonstrate that our DMT model outperforms previous state-of-the-art results on three benchmark datasets.

2. Related Work

2.1. Co-Salient Object Detection

Recent CoSOD works [12,16,27,34,41,42] have achieved promising performance and can be summarized as a unified paradigm, *i.e.* first aggregating all image features in the group to form a consensus representation and then distributing it back to each image feature. We refer to these two processes as *aggregation* and *distribution* for expression convenience. For example, [42] summed up all features for *aggregation* and leveraged a gradient feedback mechanism for *distribution*. [16] formed the consensus cues with a group of enhanced intra-saliency vectors and conducted the *distribution* via a dense correlation module. [12] generated a consensus attention map with an affinity module and multiplied it back to the individual image features. [41] encoded the consensus information with dynamic kernels and convolved the image features using these kernels as the *distribution* process. [34] first obtained consensus seeds by processing P2P affinity maps and then propagated the seeds using normalized convolution operations. However, most of them are limited in exploring BG regions, which hinders the discriminability learning. Unlike them, we propose to simultaneously detect the co-saliency and BG regions and sufficiently explore their discriminative modeling. Besides, we utilize tokens under a transformer architecture for *aggregation*, and then use the learned tokens to conduct the *distribution* process.

2.2. Transformer

After Vaswani *et al.* [29] first proposed the transformer architecture for machine translation, many successful transformer applications in the computer vision field emerged. Some works [8, 28, 35] directly apply the transformer architecture for feature learning. Some other works mainly focused on using transformers to extract specific semantic concepts, *e.g.* the category or instance information for object detection [3, 32, 44], semantic segmentation [5, 31], and the saliency and contour information for salient object detection [23]. Concretely, they first use a backbone to extract image feature maps and then adopt transformers to collect semantic concept information and store them in pre-created tokens.

This paper follows the second type application to utilize the transformer for simultaneous FG and BG modeling. We

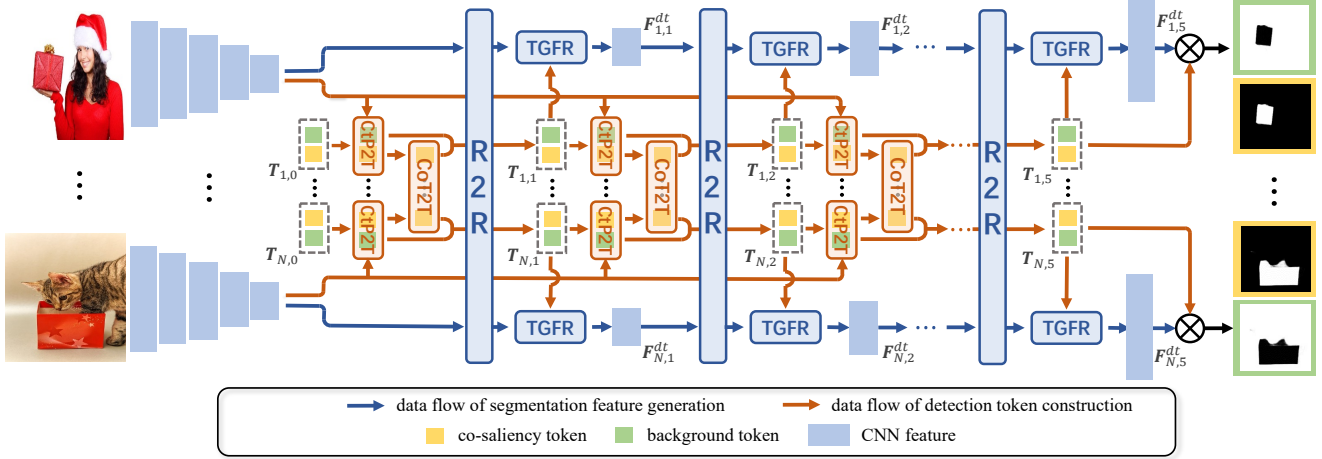


Figure 1. **Overall flowchart of our proposed DMT CoSOD model.** Specifically, the framework consists of four components, *i.e.* R2R for segmentation feature generation, CtP2T and CoT2T for detection token construction, and TGFR for the segmentation feature refinement under the guidance of the tokens.

further modify the transformer framework tailored for the CoSOD task by introducing economic multi-grained correlations for modeling sophisticated relations. We also propose to leverage the semantic information encoded in the learned tokens as a guide to refine the features, thus improving its discriminability.

3. Proposed Method

3.1. Overview

Figure 1 illustrates our MaskFormer-style framework for simultaneously detecting co-salient objects and BG regions. It consists of two sub-paths, *i.e.* pixel-wise segmentation feature generation and detection token construction. We use R2R in the first sub-path to enhance the segmentation features with inter-image consistency. In the second sub-path, CtP2T and CoT2T are designed to effectively construct the co-saliency and BG tokens from segmentation features, capturing the binary detection patterns. Finally, we propose TGFR to use the detection tokens as guidance for refining the segmentation features.

For ease of understanding, we first briefly describe the vanilla MaskFormer-style framework for simultaneously detecting co-saliency and BG in CoSOD. Then, we progressively introduce the improvements in our proposed DMT, including R2R, CtP2T, CoT2T, and TGFR.

3.2. Vanilla MaskFormer-style Framework

3.2.1 Segmentation Feature Generation

Given a set of N relevant images $\{I_i\}_{i=1}^N$, we follow the original MaskFormer framework [5] to adopt an FPN [19] for generating pixel-wise segmentation features. Specifically, we use VGG-16 [26] as the encoder and take $\{I_i\}_{i=1}^N$ as the input to obtain the highest-level features $F^e \in \mathbb{R}^{N \times H_0 \times W_0 \times C}$ from the last block. Then, based on F^e , the

FPN decoder uses five decoder layers to progressively enlarge the feature resolution and obtain five decoder features $F_j^d \in \mathbb{R}^{N \times H_j \times W_j \times C}$, $j \in \{1 \dots 5\}$.

3.2.2 Detection Token Construction

Given the highest-level semantic feature $F_i^e \in \mathbb{R}^{H_0 \times W_0 \times C}$ of image I_i , we extract the detection tokens from it via a vanilla pixel-to-token correlation (P2T) module. First, we define two randomly initialized tokens for I_i , *i.e.* a co-saliency token $T_{i,0}^c \in \mathbb{R}^{1 \times C}$ and a BG token $T_{i,0}^b \in \mathbb{R}^{1 \times C}$, and denote their union as $T_{i,0} \in \mathbb{R}^{2 \times C}$. We also flatten F_i^e along the spatial dimension as $\hat{F}_i^e \in \mathbb{R}^{H_0 W_0 \times C}$. Then, we iteratively update the tokens five times. At each iteration $j \in \{1, \dots, 5\}$, we obtain $T_{i,j}$ by transforming the information from the feature \hat{F}_i^e to tokens in (1) and modeling the relationship between the co-saliency and BG tokens in (2), formulated as

$$\hat{T}_{i,j} = \text{Trans}(T_{i,j-1}, \hat{F}_i^e), \quad (1)$$

$$T_{i,j} = \text{Trans}(\hat{T}_{i,j}, \hat{T}_{i,j}), \quad (2)$$

where Trans is a basic transformer operation following [29]:

$$\text{Trans}(\mathbf{X}, \mathbf{Y}) = \text{rMLP}(\text{rMHA}(\mathbf{X}, \mathbf{Y})). \quad (3)$$

It can transfer the information from $\mathbf{Y} \in \mathbb{R}^{N_y \times C}$ to $\mathbf{X} \in \mathbb{R}^{N_x \times C}$ under the guidance of their relation. rMHA and rMLP denote the residual multi-head attention [29] and residual multi-layer perception, respectively, formulated as

$$\text{rMLP}(\mathbf{X}) = \mathbf{X} + \text{MLP}(\text{LN}(\mathbf{X})), \quad (4)$$

$$\text{rMHA}(\mathbf{X}, \mathbf{Y}) = \mathbf{X} + \text{MHA}(\text{LN}(\mathbf{X}), \text{LN}(\mathbf{Y})), \quad (5)$$

where LN denotes the layer normalization [2] and MLP is the multi-layer perception consisting of two fully connected

layers with a GELU [15] activation function. MHA is the multi-head attention that can be formulated as

$$\text{MHA}(\mathbf{X}, \mathbf{Y}) = \text{Cat}([\text{Att}_m(\mathbf{X}, \mathbf{Y})V_m(\mathbf{Y})]_{m=1}^M), \quad (6)$$

$$\text{Att}_m(\mathbf{X}, \mathbf{Y}) = \text{Softmax}\left(\frac{Q_m(\mathbf{X})K_m(\mathbf{Y})^\top}{\sqrt{C/M}}\right), \quad (7)$$

where M is the number of used attention heads. The result of each head (with the shape of $N_x \times C/M$) is obtained via the matrix multiplication between $\text{Att}_m(\mathbf{X}, \mathbf{Y}) \in \mathbb{R}^{N_x \times N_y}$ and $V_m(\mathbf{Y}) \in \mathbb{R}^{N_y \times C/M}$. $\text{Att}_m(\mathbf{X}, \mathbf{Y})$ is the attention matrix calculated in (7). Here $Q_m(\cdot)$, $K_m(\cdot)$, and $V_m(\cdot)$ are the query, key, and value embedding functions in the m th head, respectively, and project corresponding tensors from C channels to C/M channels. Finally, $\text{MHA}(\mathbf{X}, \mathbf{Y}) \in \mathbb{R}^{N_x \times C}$ can be obtained by concatenating (Cat) the results of M heads along the channel dimension.

3.2.3 Prediction

After performing the token construction five times on each image, we collect the final tokens of all images, *i.e.* $\mathbf{T}_5^c, \mathbf{T}_5^b \in \mathbb{R}^{N \times 1 \times C}$. Then, we use the output of the first sub-path, *i.e.* the segmentation feature \mathbf{F}_5^d , to generate the final predictions via the sigmoid matrix multiplication, formulated as

$$\mathbf{P}^c = \mathcal{P}(\mathbf{T}_5^c, \mathbf{F}_5^d) = \text{Sigmoid}(\mathbf{T}_5^c(\mathbf{F}_5^d)^\top), \quad (8)$$

$$\mathbf{P}^b = \mathcal{P}(\mathbf{T}_5^b, \mathbf{F}_5^d) = \text{Sigmoid}(\mathbf{T}_5^b(\mathbf{F}_5^d)^\top), \quad (9)$$

where $\mathbf{P}^c, \mathbf{P}^b \in \mathbb{R}^{N \times 1 \times H \times W}$ are the segmentation results of co-salient objects and BG regions, respectively.

3.3. Our Improvements for DMT

3.3.1 Region-to-Region Correlation

In the first sub-path, the original FPN individually processes each image and lacks the inter-image correlation modeling, which is crucial for CoSOD. However, straightforward P2P correlation is computationally prohibitive for large feature maps and multiple images. To this end, we consider modeling correlations among images in an economical way, thus proposing our R2R module, which uses region-level features instead of pixel-level features to compute correlations.

Concretely, when given the features $\mathbf{F}_j^d \in \mathbb{R}^{N \times H_j \times W_j \times C}$ of N relevant images from the j th decoder layer, we first adopt a transformation R_1 to divide the $H_j \times W_j$ feature maps into $K \times K$ local regions and use max-pooling to pick up the most representative feature for representing each local region. As a result, we can obtain the region-level query with shape $\mathbb{R}^{N \times K \times K \times C}$.

Then, we generate multi-scale region-level key and value via another transformation R_2 , which consists of three adaptive max-pooling operations with the output spatial sizes of 1×1 , 3×3 , and 6×6 , respectively. The three pooled features are finally flattened and concatenated to generate

the key and value with shape $\mathbb{R}^{N \times 46 \times C}$, encoding multi-scale robust region information.

Next, we perform the R2R inter-image correlation among the region-level query, key, and value via the transformer operation (3), thus obtaining the enhanced features with the region-wise correlation.

Finally, we upsample the enhanced features to the original resolution $H_j \times W_j$ via the nearest interpolation, denoted as R_1^{-1} . A residual connection is also used to add the original features. Thus, the region correlation results are diffused to the corresponding internal pixels in each local region. The whole process of R2R on \mathbf{F}_j^d is formulated as

$$\mathbf{F}_j^{dr} = \mathbf{F}_j^d + \text{R}_1^{-1}(\text{Trans}(\text{R}_1(\mathbf{F}_j^d), \text{R}_2(\mathbf{F}_j^d))). \quad (10)$$

3.3.2 Contrast-induced Pixel-to-Token Correlation

In the second sub-path, the original P2T module uses a transformer operation in (2) to mine relations between the two types of tokens in a data-driven way, while ignoring explicit CoSOD cues, especially the crucial contrast modeling between co-saliency and BG regions. To enhance the discriminability between the tokens, we explicitly model the contrast relation with our proposed CtP2T module, which modifies the transformer layer in (1) and the remaining part keeps the same as P2T.

Overall, we modify the multi-head attention (denoted as MHA^*) and propose a contrast-induced channel attention (CCA) mechanism. The basic idea is to suppress the channels that are not contrastive enough in the generated co-saliency and BG tokens. The contrast is modeled as the opposite of the channel similarity between the two types of tokens, which can be calculated via channel correlation. For brevity's sake, we slightly abuse the notation and use $\hat{\mathbf{T}}, \mathbf{T} \in \mathbb{R}^{2 \times C}$, and $\mathbf{F} \in \mathbb{R}^{H_0 \times W_0 \times C}$ as shorthands for $\hat{\mathbf{T}}_{i,j}$, $\mathbf{T}_{i,j-1}$, and $\hat{\mathbf{F}}_i^c$ in (1), respectively. Then, (1) can be modified for our CtP2T as below:

$$\begin{aligned} \hat{\mathbf{T}} &= \text{Trans}^*(\mathbf{T}, \mathbf{F}) \\ &= \text{rMLP}(\mathbf{T} + \text{CCA}(\text{MHA}^*(\mathbf{T}, \mathbf{F}))). \end{aligned} \quad (11)$$

Next, we introduce MHA^* and CCA as shown in Figure 2. The LN operations are omitted for expression convenience.

Modified Multi-Head Attention. To generate co-saliency and BG tokens that can be used for calculating their channel similarity, we make our MHA^* able to generate tokens with multiple heads. Concretely, we first replace the original V_m in (6) with V_m^* that embeds \mathbf{F} to the identical channel number C . Thus, the shape of each head's result becomes $2 \times C$ instead of $2 \times C/M$. Next, we stack the results of M heads to produce the output of MHA^* . The whole process can be formulated as

$$\begin{aligned} \mathbf{T}_M &= \text{MHA}^*(\mathbf{T}, \mathbf{F}) \\ &= \text{Stack}([\text{Att}_m(\mathbf{T}, \mathbf{F})V_m^*(\mathbf{F})]_{m=1}^M). \end{aligned} \quad (12)$$

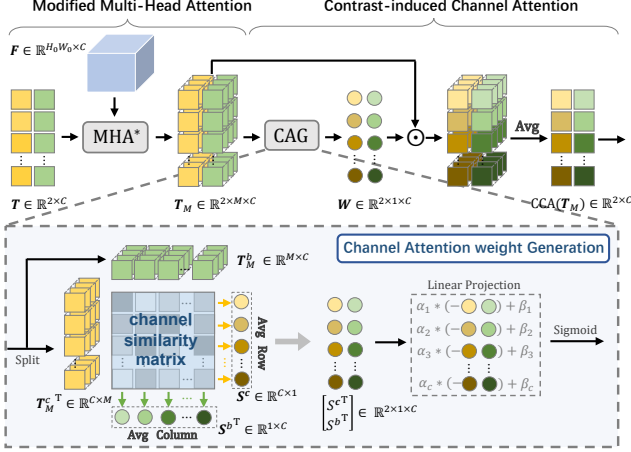


Figure 2. **Diagram of MHA* and CCA.** We first generate multi-head tokens T_M^c and T_M^b via MHA*. Then, we utilize matrix multiplication of the two tokens to generate the attention weights W for modulating the token channels in CCA.

$T_M \in \mathbb{R}^{2 \times M \times C}$ is composed of the co-saliency token and the BG token $T_M^c, T_M^b \in \mathbb{R}^{M \times C}$ with M heads. Next, we can compute the channel similarity based on them.

Contrast-induced Channel Attention. Given the multi-head tokens T_M^c and T_M^b , we generate channel attention $W \in \mathbb{R}^{2 \times 1 \times C}$ to suppress the token channels with strong *mutual* similarities since they cannot clearly distinguish between co-saliency and BG.

First, we compute a $C \times C$ *channel similarity matrix* between T_M^c and T_M^b via matrix multiplication. Then, the channel similarity of each token to the other token can be computed as the average along the channel dimension of the other token. The whole process can be denoted as

$$S^c = \text{Avg}(T_M^c \top T_M^b), \quad (13)$$

$$S^b = \text{Avg}(T_M^b \top T_M^c), \quad (14)$$

where $S^c, S^b \in \mathbb{R}^{C \times 1}$, representing how similar each channel is to the channels of the other token. Avg means calculating the average along the second dimension.

Next, we multiply S^c and S^b with -1 to turn the similarity measurements into the *contrast* scores and then compute the channel attention $W \in \mathbb{R}^{2 \times 1 \times C}$ via

$$W = \text{Sigmoid} \left(\alpha \begin{bmatrix} -S^c \top \\ -S^b \top \end{bmatrix} + \beta \right). \quad (15)$$

Here we use a learnable linear projection with parameters α, β on each channel of the stacked contrast scores to fit them for the sigmoid activation.

Once obtained W , we adopt the element-wise multiplication between T_M and W to modulate the token channels based on their contrast and then eliminate the multi-head dimension of the tokens by averaging the head dimension and obtaining the modulated tokens:

$$\text{CCA}(T_M) = \text{Avg}(W \odot T_M) \in \mathbb{R}^{2 \times C}, \quad (16)$$

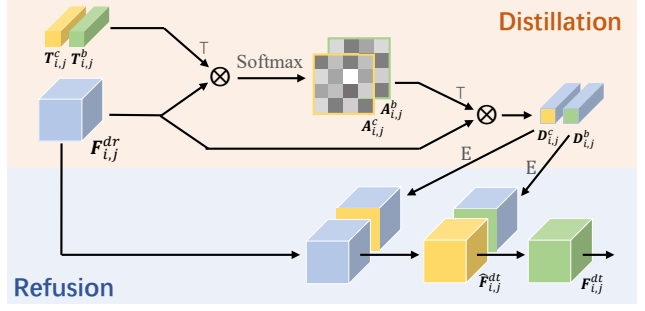


Figure 3. **Diagram of our proposed TGFR module.** Specifically, we first distill the co-saliency and BG features under the guidance of the two tokens. Then, we fuse them back to the original segmentation feature for discriminability enhancement.

where \odot means element-wise multiplication with broadcasting.

3.3.3 Co-saliency Token-to-Token Correlation

CtP2T effectively explores the correlation between the two types of tokens within each image, but lacks explicitly modeling the inter-image relation to capture the token-wise group consistency, thus being limited for consensus mining. Therefore, we use co-saliency tokens from all images to model the consensus patterns via our CoT2T module.

Specifically, we first define a group token $G \in \mathbb{R}^{1 \times C}$ to represent the group-wise consensus information, which is randomly initialized at the first iteration step. At the j th iteration, given the last group token G_{j-1} and the co-saliency tokens $\tilde{T}_j^c \in \mathbb{R}^{N \times C}$ from the CtP2T module, we aggregate the consensus information from all co-saliency tokens by using \tilde{T}_j^c to update G_{j-1} , denoted as

$$G_j = \text{Trans}(G_{j-1}, \tilde{T}_j^c). \quad (17)$$

Finally, we distribute the aggregated consensus cues back to \tilde{T}_j^c and obtain the final co-saliency tokens T_j^c :

$$T_j^c = \text{Trans}(\tilde{T}_j^c, G_j). \quad (18)$$

3.3.4 Token-guided Feature Refinement

The vanilla MaskFormer only transforms the information from the segmentation features to the tokens, hindering their complementary learning. To this end, we propose our TGFR module to improve the discriminability of the segmentation features via the detection cues of the tokens. As shown in Figure 3, TGFR consists of two processes, *i.e.* distillation and refusion. The distillation process is designed to distill the co-saliency and BG features from the segmentation feature under the guidance of the corresponding tokens. The refusion process is to fuse the distilled features back to the segmentation feature to enhance its discriminability.

Distillation. For image I_i at the j th iteration, we have the final co-saliency token $T_{i,j}^c \in \mathbb{R}^{1 \times C}$ generated from CoT2T and the final BG token $T_{i,j}^b \in \mathbb{R}^{1 \times C}$ outputted by

CtP2T, and the segmentation feature $\mathbf{F}_{i,j}^{dr} \in \mathbb{R}^{H_j \times W_j \times C}$ enhanced by R2R. We first compute two attention maps $\mathbf{A}_{i,j}^c \in \mathbb{R}^{H_j \times W_j \times 1}$ and $\mathbf{A}_{i,j}^b \in \mathbb{R}^{H_j \times W_j \times 1}$ via performing the matrix multiplication between the segmentation feature and the tokens and then adopting a softmax normalization on the spatial dimension, formulated as

$$\mathbf{A}_{i,j}^c = \text{Softmax}(\mathbf{F}_{i,j}^{dr} (\mathbf{T}_{i,j}^c)^\top / \sqrt{C}), \quad (19)$$

$$\mathbf{A}_{i,j}^b = \text{Softmax}(\mathbf{F}_{i,j}^{dr} (\mathbf{T}_{i,j}^b)^\top / \sqrt{C}). \quad (20)$$

Next, we adopt the computed attention maps to distill the detection features from the segmentation feature via matrix multiplication, denoted as

$$\mathbf{D}_{i,j}^c = (\mathbf{A}_{i,j}^c)^\top \mathbf{F}_{i,j}^{dr}, \quad (21)$$

$$\mathbf{D}_{i,j}^b = (\mathbf{A}_{i,j}^b)^\top \mathbf{F}_{i,j}^{dr}, \quad (22)$$

where $\mathbf{D}_{i,j}^c, \mathbf{D}_{i,j}^b \in \mathbb{R}^{1 \times C}$ is the distilled features for co-saliency and BG, respectively.

Refusion. After producing $\mathbf{D}_{i,j}^c$ and $\mathbf{D}_{i,j}^b$, we conduct the refusion process to fuse them back to $\mathbf{F}_{i,j}^{dr}$ sequentially in a cascade way for activating the co-saliency and BG regions in $\mathbf{F}_{i,j}^{dr}$. In this way, we can effectively reduce ambiguous information and enhance feature discriminability. The details can be formulated as

$$\hat{\mathbf{F}}_{i,j}^{dt} = \text{Conv}_c(\text{Cat}([\mathbf{F}_{i,j}^{dr}, \mathbf{E}(\mathbf{D}_{i,j}^c)])), \quad (23)$$

$$\mathbf{F}_{i,j}^{dt} = \text{Conv}_b(\text{Cat}([\hat{\mathbf{F}}_{i,j}^{dt}, \mathbf{E}(\mathbf{D}_{i,j}^b)])), \quad (24)$$

where $\mathbf{E}(\ast)$ replicates $\mathbf{D}_{i,j}^c$ and $\mathbf{D}_{i,j}^b$ along the spatial dimension to the same size as $\mathbf{F}_{i,j}^{dr}$. Then, we progressively concatenate them with $\mathbf{F}_{i,j}^{dr}$ and use a convolution layer to reduce the channel number to C .

3.3.5 Prediction and Loss Function

In the j th iteration, after obtaining the learned co-saliency and BG tokens, *i.e.* $\mathbf{T}_j^c, \mathbf{T}_j^b \in \mathbb{R}^{N \times 1 \times C}$, from CoT2T and CtP2T, respectively, and the improved segmentation features $\mathbf{F}_j^{dt} \in \mathbb{R}^{N \times H_j \times W_j \times C}$ from TGFR, we use the prediction function \mathcal{P} in (8) to generate the co-saliency and the BG predictions, *i.e.* $\mathbf{P}_j^c, \mathbf{P}_j^b$, as follows:

$$\mathbf{P}_j^c = \mathcal{P}(\mathbf{T}_j^c, \mathbf{F}_j^{dt}), \quad (25)$$

$$\mathbf{P}_j^b = \mathcal{P}(\mathbf{T}_j^b, \mathbf{F}_j^{dt}). \quad (26)$$

We also supervise the learning of the group token $\mathbf{G}_j \in \mathbb{R}^{1 \times 1 \times C}$ in CoT2T and the middle feature $\hat{\mathbf{F}}_j^{dt} \in \mathbb{R}^{N \times H_j \times W_j \times C}$ in TGFR. Two predictions can be obtained from them, respectively:

$$\mathbf{P}_j^g = \mathcal{P}(\text{Repeat}(\mathbf{G}_j), \mathbf{F}_j^{dt}), \quad (27)$$

$$\mathbf{P}_j^{dt} = \mathcal{P}(\mathbf{T}_j^c, \hat{\mathbf{F}}_j^{dt}),$$

where Repeat is to repeat \mathbf{G}_j N times.

Table 1. **Quantitative results of different settings of our proposed model.** We show the results of progressively adding R2R, CtP2T, CoT2T, and TGFR on the baseline. ‘‘Co’’ and ‘‘Bg’’ mean explicitly modeling co-saliency and BG, respectively.

Settings						CoCA [42]			
Co	Bg	R2R	CtP2T	CoT2T	TGFR	$S_m \uparrow$	$E_\xi \uparrow$	maxF \uparrow	MAE \downarrow
✓	✓					0.6751	0.7683	0.5474	0.1383
✓	✓	✓				0.6945	0.7824	0.5815	0.1234
✓	✓	✓	✓			0.7038	0.7868	0.5984	0.1230
✓	✓	✓	✓	✓		0.7140	0.7880	0.6003	0.1139
✓	✓	✓	✓	✓	✓	0.7246	0.8001	0.6190	0.1084
✓		✓		✓	✓	0.7059	0.7920	0.5996	0.1259

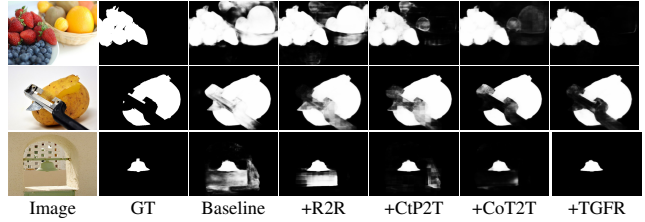


Figure 4. **Qualitative results of different settings of our proposed model.** We show the results of progressively adding the R2R, CtP2T, CoT2T, and TGFR on the baseline.

Our total loss \mathcal{L}_{total} can be formulated as

$$\mathcal{L}_{total} = \sum_{j=1}^5 \left(\mathcal{L}_1(\mathbf{P}_j^c, \mathbf{M}_j^c) + \mathcal{L}_2(\mathbf{P}_j^c, \mathbf{M}_j^c) + \mathcal{L}_2(\mathbf{P}_j^b, \mathbf{M}_j^b) + \mathcal{L}_2(\mathbf{P}_j^g, \mathbf{M}_j^c) + \mathcal{L}_2(\mathbf{P}_j^{dt}, \mathbf{M}_j^c) \right), \quad (28)$$

where \mathcal{L}_1 and \mathcal{L}_2 are the IoU [16] and Binary Cross-Entropy (BCE) [7] loss, respectively. \mathbf{M}_j^c and \mathbf{M}_j^b denote the co-saliency and BG ground truths, respectively, with the spatial shapes aligned to the j th decoder layer.

4. Experiments

4.1. Evaluation Datasets and Metrics

We follow [12, 27, 34] to evaluate our proposed model on three CoSOD benchmark datasets. CoSal2015 [36] and CoSOD3k [11] collect 50 groups with 2015 images and 160 groups with 3316 images, respectively. CoCA [42] is the most challenging dataset and contain 1295 images of 80 groups. We employ four widely-used metrics for quantitative evaluation, *i.e.* Structure-measure S_m [9], Enhanced-alignment measure E_ξ [10], Maximum F-measure (maxF) [1], and Mean Absolute Error (MAE) [6].

4.2. Implementation Details

We follow [41] to use the COCO-9k [20] (9213 images of 65 groups) and the DUTS class [42] (8250 images of 291 groups) with the synthesis strategy [41] to construct our training set. We follow [22] to perform data augmentation and adopt the Adam optimizer [17] with an initial learning

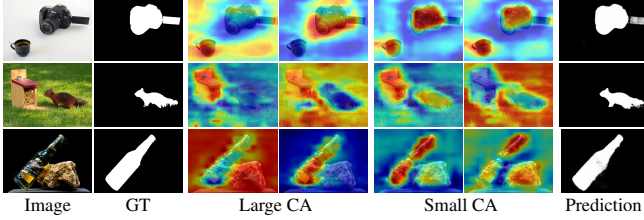


Figure 5. **Visual comparison among the channels with different channel attention weights in CtP2T.** We visualize some feature maps in $V_m^*(F)$ for the channels with large and small channel attention (CA) in CtP2T. We visualize two channels for large and small CA, respectively.

rate of 0.0001, $\beta_1 = 0.9$, and $\beta_2 = 0.99$ to train our model for 80,000 iterations. The learning rate is divided by 10 at the 60000th iteration. We select at most eight images from each group as a mini-batch to train our network. The training and testing image size is set as 256×256 . Our method is implemented using Pytorch [24].

4.3. Ablation Study

We conduct ablation studies on the challenging CoCA [42] dataset to verify the effectiveness of our proposed components. As shown in Table 1, we treat the vanilla MaskFormer-style framework as our baseline, shown in the first row, and progressively add our proposed R2R, CtP2T, CoT2T, and TGFR on it for effectiveness analysis.

Effectiveness of R2R. First, we plug R2R into each decoder layer to enhance the segmentation features. It shows that using R2R largely improves the model performance compared to the baseline, while using vanilla P2P causes the out-of-memory error. The results verify the necessity of using our R2R for inter-image correlation modeling.

Effectiveness of CtP2T. Next, we consider the contrast relation modeling between the co-saliency and BG tokens, thus replacing the original P2T module to our proposed CtP2T module. By using CtP2T, the model performance can be further improved, indicating that CtP2T is beneficial for enhancing the discriminability between the two types of tokens. We also provide some visual samples in Figure 5. Since the channels of the tokens correspond to those of the values in MHA*, we visualize some feature maps of $V_m^*(F)$ of the channels with large or small channel attention weights in W . We can see that the channels with large channel attention (CA) can easily distinguish co-salient objects and distracting objects, while those with small CA usually confuse them. The results demonstrate our generated channel attention is meaningful for accurate co-salient object detection.

Effectiveness of CoT2T. Furthermore, we supplement CoT2T to explore the inter-image correlations for all co-saliency tokens. CoT2T explicitly promotes consensus information propagation among all co-saliency tokens, thus obtaining obvious improvements.

Table 2. **Quantitative results of different settings in TGFR.**

Settings	CoCA [42]			
	$S_m \uparrow$	$E_\xi \uparrow$	maxF \uparrow	MAE \downarrow
w/o TGFR	0.7140	0.7880	0.6003	0.1139
w/o Distillation	0.7141	0.7921	0.6046	0.1114
w/ co	0.7171	0.7965	0.6076	0.1144
w/ bg	0.7155	0.7935	0.6064	0.1112
w/ bg&co	0.7197	0.7907	0.6092	0.1069
w/ co&bg	0.7246	0.8001	0.6190	0.1084




Figure 6. **Visualization of some feature maps (Fea.) and predictions (Pred.) of the models with (w/) or without (w/o) using TGFR.**

Effectiveness of TGFR. Finally, we add TGFR to leverage the learned tokens for refining the segmentation features. Table 1 shows that adopting TGFR can bring more performance gains, thus demonstrating its effectiveness. We also visualize some feature maps and predictions of using and without using TGFR in Figure 6. It can be seen that using TGFR obtains more discriminative features for distinguishing co-saliency objects from distractors, thus generating better segmentation results.

To dive deeper into the effectiveness of TGFR, we report more experimental results in Table 2 for further analysis. First, we directly fuse the tokens and the segmentation features without performing the distillation process (“w/o Distillation”). We find this model brings limited improvements compared to the “w/o TGFR” model. It is probably because the tokens and features might exist semantic gap, being detrimental for their fusion, hence verifying the necessity of our distillation mechanism. Next, we supplement the distillation process and explore four strategies for the refusion process, *i.e.* individually refusing the distilled co-saliency (“w/ co”) or BG features (“w/ bg”) to the segmentation features, or refusing both with the order of co-saliency feature first (“w/ co&bg”) or BG feature first (“w/ bg&co”). We can find refusing both achieves better performance, thus verifying the necessity of leveraging both features for discrimination enhancement. We also find first refusing the co-saliency feature and then integrating the BG feature obtains the best results. Thus, we adopt this strategy in our final TGFR design.

Effectiveness of BG Exploration. We remove all BG-related modules in our final model and only explore co-saliency regions, shown in the last row of Table 1. In this setting, CtP2T can not be used while only the co-saliency feature is used in TGFR. We find that the performance significantly drops compared to our final model, thus verifying the necessity of explicit BG modeling.

Table 3. **Quantitative comparison of our model with other state-of-the-art methods.** We conduct the comparison on three benchmark CoSOD datasets. **Red** and **blue** denote the best and the second-best results, respectively.

Methods	CoCA [42]				CoSal2015 [36]				CoSOD3k [11]			
	$S_m \uparrow$	$E_\xi \uparrow$	maxF \uparrow	MAE \downarrow	$S_m \uparrow$	$E_\xi \uparrow$	maxF \uparrow	MAE \downarrow	$S_m \uparrow$	$E_\xi \uparrow$	maxF \uparrow	MAE \downarrow
CSMG(CVPR2019) [39]	0.6276	0.7324	0.4988	0.1273	0.7757	0.8436	0.7869	0.1309	0.7272	0.8208	0.7297	0.1480
GICD(ECCV2020) [42]	0.6579	0.7149	0.5126	0.1260	0.8437	0.8869	0.8441	0.0707	0.7967	0.8478	0.7698	0.0794
ICNet(NIPS2020) [16]	0.6541	0.7042	0.5133	0.1470	0.8571	0.9011	0.8583	0.0579	0.7942	0.8450	0.7623	0.0891
GCoNet(CVPR2021) [12]	0.6730	0.7598	0.5438	0.1050	0.8453	0.8879	0.8471	0.0681	0.8018	0.8601	0.7771	0.0712
CADC(ICCV2021) [41]	0.6800	0.7443	0.5487	0.1330	0.8666	0.9063	0.8645	0.0641	0.8150	0.8543	0.7781	0.0875
UFO(Arxiv2022) [27]	0.6971	0.7802	0.5681	0.0939	0.8578	0.9057	0.8621	0.0648	0.8191	0.8694	0.7954	0.0735
DCFm(CVPR2022) [34]	0.7101	0.7826	0.5981	0.0845	0.8380	0.8929	0.8559	0.0672	0.8094	0.8742	0.8045	0.0674
DMT (Ours)	0.7246	0.8001	0.6190	0.1084	0.8974	0.9362	0.9052	0.0454	0.8514	0.8950	0.8353	0.0633

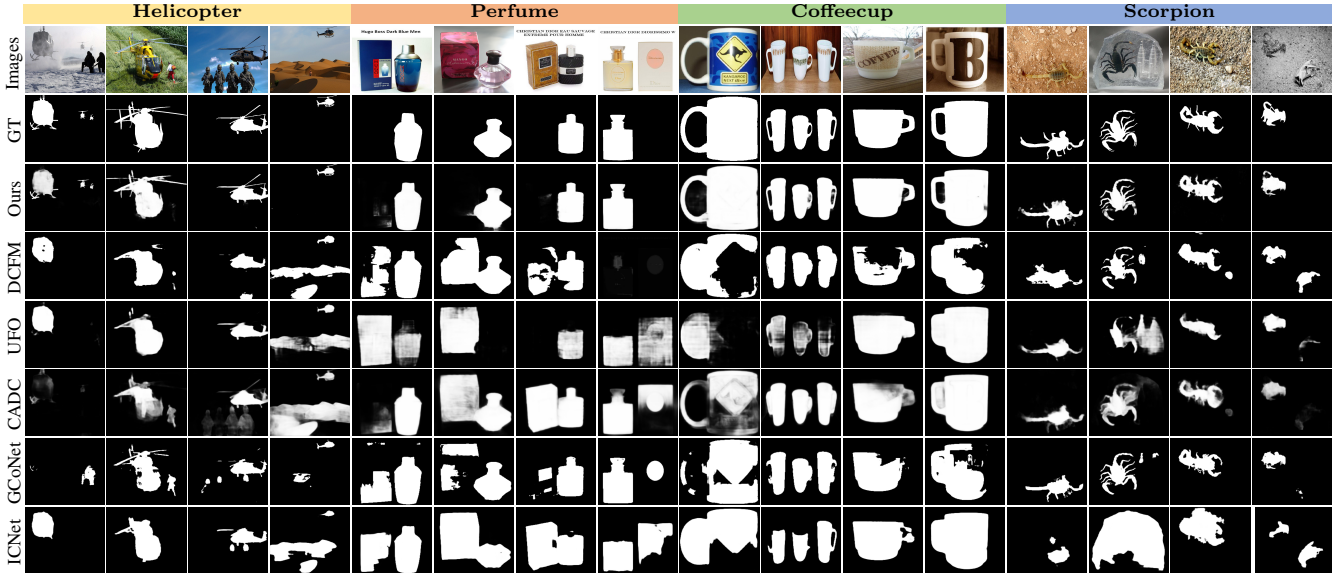


Figure 7. **Qualitative comparisons of our model with other state-of-the-art methods.**

Quantitative Analysis. As shown in Figure 4, we also provide some visual comparison samples for the four key components. We find that the baseline model is easily distracted by complex BG regions, while progressively introducing our four components can gradually exclude these distractors and achieve more and more accurate results.

5. Comparison with State-of-the-Art Methods

We compare our model with other seven state-of-the-art methods, *i.e.* CSMG [39], GICD [42], ICNet [16], GCoNet [12], CADC [41], UFO [27], and DCFM [34]. We report the quantitative comparison results in Table 3. We can observe that our proposed DMT achieves the best performance on all three benchmark datasets. Especially, on CoSal2015 and CoSOD3k, our DMT model surpasses the second-best model by a large margin, *e.g.* 3.14% S_m and 4.07% maxF on CoSal2015 and 3.23% S_m and 3.08% maxF on CoSOD3k. We also show some visual comparison results in Figure 7. We can find that our method can precisely detect co-salient objects in complex scenarios, *e.g.* the existence of extraneous salient objects with similar appearances to target objects, and target objects with small

sizes. Nevertheless, other models are heavily distracted in these challenging scenes.

6. Conclusions

In this paper, we propose DMT, a transformer-based CoSOD model for explicitly mining both co-saliency and BG information and effectively modeling their discrimination. Specifically, we propose several economic multi-grained correlations, *i.e.* R2R, CtP2T, and CoT2T to model inter-image and intra-image relations. Besides, we propose a TGFR module to leverage the detection information for improving the discriminability of the segmentation features. It is an improvement to the MaskFormer that allows the mutual promotion of two sub-paths. Our model achieves a new state-of-the-art result.

Acknowledgments: This work was supported in part by Key-Area Research and Development Program of Guangdong Province (No.2021B0101200001), the National Key R&D Program of China under Grant 2021B0101200001, and the National Science Foundation of China under Grant 62036011, U20B2065, 721A0001, 62136004.

References

- [1] Radhakrishna Achanta, Sheila Hemami, Francisco Estrada, and Sabine Susstrunk. Frequency-tuned salient region detection. In *2009 IEEE Conference on Computer Vision and Pattern Recognition*, pages 1597–1604, 2009. 6
- [2] Jimmy Lei Ba, Jamie Ryan Kiros, and Geoffrey E Hinton. Layer normalization. *arXiv preprint arXiv:1607.06450*, 2016. 3
- [3] Nicolas Carion, Francisco Massa, Gabriel Synnaeve, Nicolas Usunier, Alexander Kirillov, and Sergey Zagoruyko. End-to-end object detection with transformers. In *ECCV*, pages 213–229, 2020. 2
- [4] Shuhan Chen, Xiuli Tan, Ben Wang, and Xuelong Hu. Reverse attention for salient object detection. In *Proceedings of the European conference on computer vision (ECCV)*, pages 234–250, 2018. 1
- [5] Bowen Cheng, Alexander G Schwing, and Alexander Kirillov. Per-pixel classification is not all you need for semantic segmentation. *arXiv preprint arXiv:2107.06278*, 2021. 2, 3
- [6] Ming-Ming Cheng, Jonathan Warrell, Wen-Yan Lin, Shuai Zheng, Vibhav Vineet, and Nigel Crook. Efficient salient region detection with soft image abstraction. In *2013 IEEE International Conference on Computer Vision*, pages 1529–1536, 2013. 6
- [7] Pieter-Tjerk De Boer, Dirk P Kroese, Shie Mannor, and Reuven Y Rubinfeld. A tutorial on the cross-entropy method. *Annals of operations research*, 134(1):19–67, 2005. 6
- [8] Alexey Dosovitskiy, Lucas Beyer, Alexander Kolesnikov, Dirk Weissenborn, Xiaohua Zhai, Thomas Unterthiner, Mostafa Dehghani, Matthias Minderer, Georg Heigold, Sylvain Gelly, et al. An image is worth 16x16 words: Transformers for image recognition at scale. In *ICLR*, 2020. 2
- [9] Deng-Ping Fan, Ming-Ming Cheng, Yun Liu, Tao Li, and Ali Borji. Structure-measure: A new way to evaluate foreground maps. In *ICCV*, pages 4548–4557, 2017. 6
- [10] Deng-Ping Fan, Cheng Gong, Yang Cao, Bo Ren, Ming-Ming Cheng, and Ali Borji. Enhanced-alignment Measure for Binary Foreground Map Evaluation. In *IJCAI*, pages 698–704, 2018. 6
- [11] Deng-Ping Fan, Zheng Lin, Ge-Peng Ji, Dingwen Zhang, Huazhu Fu, and Ming-Ming Cheng. Taking a deeper look at co-salient object detection. In *CVPR*, pages 2919–2929, 2020. 6, 8
- [12] Qi Fan, Deng-Ping Fan, Huazhu Fu, Chi-Keung Tang, Ling Shao, and Yu-Wing Tai. Group collaborative learning for co-salient object detection. In *CVPR*, pages 12288–12298, 2021. 1, 2, 6, 8
- [13] Chaowei Fang, Haibin Tian, Dingwen Zhang, Qiang Zhang, Jungong Han, and Junwei Han. Densely nested top-down flows for salient object detection. *arXiv preprint arXiv:2102.09133*, 2021. 1
- [14] Guangshuai Gao, Wenting Zhao, Qingjie Liu, and Yunhong Wang. Co-saliency detection with co-attention fully convolutional network. *IEEE Transactions on Circuits and Systems for Video Technology*, 31(3):877–889, 2020. 1
- [15] Dan Hendrycks and Kevin Gimpel. Gaussian error linear units (gelus). *arXiv preprint arXiv:1606.08415*, 2016. 4
- [16] Wen-Da Jin, Jun Xu, Ming-Ming Cheng, Yi Zhang, and Wei Guo. Icnnet: Intra-saliency correlation network for co-saliency detection. *NIPS*, 2020. 1, 2, 6, 8
- [17] Diederik P Kingma and Jimmy Ba. Adam: A method for stochastic optimization. *arXiv preprint arXiv:1412.6980*, 2014. 6
- [18] Bo Li, Zhengxing Sun, Lv Tang, Yunhan Sun, and Jinlong Shi. Detecting robust co-saliency with recurrent co-attention neural network. In *IJCAI*, volume 2, page 6, 2019. 1
- [19] Tsung-Yi Lin, Piotr Dollár, Ross Girshick, Kaiming He, Bharath Hariharan, and Serge Belongie. Feature pyramid networks for object detection. In *CVPR*, pages 2117–2125, 2017. 3
- [20] Tsung-Yi Lin, Michael Maire, Serge Belongie, James Hays, Pietro Perona, Deva Ramanan, Piotr Dollár, and C Lawrence Zitnick. Microsoft coco: Common objects in context. In *ECCV*, pages 740–755, 2014. 6
- [21] Nian Liu and Junwei Han. Dhsnet: Deep hierarchical saliency network for salient object detection. In *CVPR*, pages 678–686, 2016. 1
- [22] Nian Liu, Junwei Han, and Ming-Hsuan Yang. Picanet: Learning pixel-wise contextual attention for saliency detection. In *CVPR*, pages 3089–3098, 2018. 1, 6
- [23] Nian Liu, Ni Zhang, Kaiyuan Wan, Ling Shao, and Junwei Han. Visual saliency transformer. In *ICCV*, pages 4722–4732, 2021. 1, 2
- [24] Adam Paszke, Sam Gross, Francisco Massa, Adam Lerer, James Bradbury, Gregory Chanan, Trevor Killeen, Zeming Lin, Natalia Gimelshein, Luca Antiga, et al. Pytorch: An imperative style, high-performance deep learning library. *NIPS*, 32, 2019. 7
- [25] Jingru Ren, Zhi Liu, Xiaofei Zhou, Cong Bai, and Guangling Sun. Co-saliency detection via integration of multi-layer convolutional features and inter-image propagation. *Neurocomputing*, 371:137–146, 2020. 1
- [26] Karen Simonyan and Andrew Zisserman. Very deep convolutional networks for large-scale image recognition. In *ICLR*, 2015. 3
- [27] Yukun Su, Jingliang Deng, Ruizhou Sun, Guosheng Lin, and Qingyao Wu. A unified transformer framework for group-based segmentation: Co-segmentation, co-saliency detection and video salient object detection. *arXiv preprint arXiv:2203.04708*, 2022. 2, 6, 8
- [28] Hugo Touvron, Matthieu Cord, Matthijs Douze, Francisco Massa, Alexandre Sablayrolles, and Hervé Jégou. Training data-efficient image transformers & distillation through attention. In *ICML*, pages 10347–10357, 2021. 2
- [29] Ashish Vaswani, Noam Shazeer, Niki Parmar, Jakob Uszkoreit, Llion Jones, Aidan N Gomez, Łukasz Kaiser, and Illia Polosukhin. Attention is all you need. In *NIPS*, pages 5998–6008, 2017. 2, 3
- [30] Chong Wang, Zheng-Jun Zha, Dong Liu, and Hongtao Xie. Robust deep co-saliency detection with group semantic. In *AAAI*, volume 33, pages 8917–8924, 2019. 1

- [31] Huiyu Wang, Yukun Zhu, Hartwig Adam, Alan Yuille, and Liang-Chieh Chen. Max-deeplab: End-to-end panoptic segmentation with mask transformers. In *CVPR*, pages 5463–5474, 2021. [2](#)
- [32] Yuqing Wang, Zhaoliang Xu, Xinlong Wang, Chunhua Shen, Baoshan Cheng, Hao Shen, and Huaxia Xia. End-to-end video instance segmentation with transformers. In *Proceedings of the IEEE/CVF Conference on Computer Vision and Pattern Recognition*, pages 8741–8750, 2021. [2](#)
- [33] Lina Wei, Shanshan Zhao, Omar El Farouk Bourahla, Xi Li, and Fei Wu. Group-wise deep co-saliency detection. In *IJ-CAI*, pages 3041–3047, 2017. [1](#)
- [34] Siyue Yu, Jimin Xiao, Bingfeng Zhang, and Eng Gee Lim. Democracy does matter: Comprehensive feature mining for co-salient object detection. In *Proceedings of the IEEE/CVF Conference on Computer Vision and Pattern Recognition*, pages 979–988, 2022. [1](#), [2](#), [6](#), [8](#)
- [35] Li Yuan, Yunpeng Chen, Tao Wang, Weihao Yu, Yujun Shi, Zihang Jiang, Francis EH Tay, Jiashi Feng, and Shuicheng Yan. Tokens-to-token vit: Training vision transformers from scratch on imagenet. In *ICCV*, 2021. [2](#)
- [36] Dingwen Zhang, Junwei Han, Chao Li, and Jingdong Wang. Co-saliency detection via looking deep and wide. In *CVPR*, pages 2994–3002, 2015. [6](#), [8](#)
- [37] Dingwen Zhang, Junwei Han, Yu Zhang, and Dong Xu. Synthesizing supervision for learning deep saliency network without human annotation. *IEEE transactions on pattern analysis and machine intelligence*, 42(7):1755–1769, 2019. [1](#)
- [38] Kaihua Zhang, Mingliang Dong, Bo Liu, Xiao-Tong Yuan, and Qingshan Liu. Deepacg: Co-saliency detection via semantic-aware contrast gromov-wasserstein distance. In *Proceedings of the IEEE/CVF Conference on Computer Vision and Pattern Recognition*, pages 13703–13712, 2021. [1](#)
- [39] Kaihua Zhang, Tengpeng Li, Bo Liu, and Qingshan Liu. Co-saliency detection via mask-guided fully convolutional networks with multi-scale label smoothing. In *CVPR*, pages 3095–3104, 2019. [8](#)
- [40] Kaihua Zhang, Tengpeng Li, Shiwen Shen, Bo Liu, Jin Chen, and Qingshan Liu. Adaptive graph convolutional network with attention graph clustering for co-saliency detection. In *CVPR*, pages 9050–9059, 2020. [1](#)
- [41] Ni Zhang, Junwei Han, Nian Liu, and Ling Shao. Summarize and search: Learning consensus-aware dynamic convolution for co-saliency detection. In *ICCV*, pages 4167–4176, 2021. [1](#), [2](#), [6](#), [8](#)
- [42] Zhao Zhang, Wenda Jin, Jun Xu, and Ming-Ming Cheng. Gradient-induced co-saliency detection. In *ECCV*, pages 455–472, 2020. [1](#), [2](#), [6](#), [7](#), [8](#)
- [43] Zhao Zhang, Zheng Lin, Jun Xu, Wen-Da Jin, Shao-Ping Lu, and Deng-Ping Fan. Bilateral attention network for rgb-d salient object detection. *IEEE Transactions on Image Processing*, 30:1949–1961, 2021. [1](#)
- [44] Xizhou Zhu, Weijie Su, Lewei Lu, Bin Li, Xiaogang Wang, and Jifeng Dai. Deformable detr: Deformable transformers for end-to-end object detection. In *ICLR*, 2020. [2](#)
- [45] Mingchen Zhuge, Deng-Ping Fan, Nian Liu, Dingwen Zhang, Dong Xu, and Ling Shao. Salient object detection

via integrity learning. *IEEE Transactions on Pattern Analysis and Machine Intelligence*, 2022. [1](#)