






# (130) Elektra Delta - on the stability of the new third moonlet

G. Valvano<sup>1</sup>★  R. Machado Oliveira<sup>1</sup>†  O. C. Winter<sup>1</sup>‡  R. Sfair<sup>1, 2</sup>§ 

G. Borderes-Motta<sup>3, 4</sup>¶ 

<sup>1</sup> Grupo de Dinâmica Orbital e Planetologia, São Paulo State University, UNESP, Guaratinguetá, CEP 12516-410, São Paulo, Brazil

<sup>2</sup> Institut für Astronomie und Astrophysik, Eberhard Karls Universität Tübingen, Germany

<sup>3</sup> Bioengineering and Aerospace Engineering Department, Universidad Carlos III de Madrid, Leganés, 28911, Madrid, Spain

<sup>4</sup> Swedish Institute of Space Physics, IRF, Kiruna, 98128, Norrbotten, Sweden

Accepted XXX. Received YYY; in original form ZZZ

## ABSTRACT

The aim of this work is to verify the stability of the proposed orbital solutions for the third moonlet (Delta) taking into account a realistic gravitational potential for the central body of the quadruple system (Alpha). We also aim to estimate the location and size of a stability region inside the orbit of Gamma. First, we created a set of test particles with intervals of semi-major axis, eccentricities, and inclinations that covers the region interior to the orbit of Gamma, including the proposed orbit of Delta and a wide region around it. We considered three different models for the gravitational potential of Alpha: irregular polyhedron, ellipsoidal body and oblate body. For a second scenario, Delta was considered a massive spherical body and Alpha an irregular polyhedron. Beta and Gamma were assumed as spherical massive bodies in both scenarios. The simulations showed that a large region of space is almost fully stable only when Alpha was modeled as simply as an oblate body. For the scenario with Delta as a massive body, the results did not change from those as massless particles. Beta and Gamma do not play any relevant role in the dynamics of particles interior to the orbit of Gamma. Delta’s predicted orbital elements are fully unstable and far from the nearest stable region. The primary instability source is Alpha’s elongated shape. Therefore, in the determination of the orbital elements of Delta, it must be taken into account the gravitational potential of Alpha assuming, at least, an ellipsoidal shape.

**Key words:** Celestial mechanics – Astrometry and celestial mechanics, minor planets, asteroids, general – Planetary Systems, minor planets, asteroids – Planetary Systems, planets and satellites: dynamical evolution and stability – Planetary Systems

## 1 INTRODUCTION

Asteroids with companion bodies are particularly remarkable, since their formation process may provide insight into the evolution of our Solar System. The origin of these multiple systems can be by collisions, accretion, disruption, or other processes (Vokrouhlický & Nesvorný 2008; Margot et al. 2015). The knowledge about the formation process also may contribute to the information on compositions, bulk density, interior structure, dynamics, and mechanics of their evolutionary processes and of our Solar System.

The (130) Elektra, a quadruple system, is formed by the primary body, named here as Alpha, and three moonlets: the outer and larger Beta (S/2003 (130) 1), Gamma (S/2014 (130) 1), and the inner and smaller satellite Delta (S/2014 (130) 2). The first satellite Beta was discovered in 2003 (Merline et al. 2003). With observational data obtained in the same year, Marchis et al. (2006) modeled a shape model for Elektra with a mean diameter of 191 km, and estimated a radius of 3 km for the secondary body considering the Elektra’s low albedo as  $\sim 0.5$ . Marchis et al. (2008) reported a radius of about 3.5

km for Elektra’s moonlet S/2003 (130) 1 and the orbital eccentricity of  $\sim 0.1$ , probably caused by tidal effects. They also estimated the mass of the system as  $6.6 \pm 0.4 \times 10^{18}$  kg. From the adaptive optics campaign, Marchis et al. (2008) did not identify any additional bodies in the Elektra system. However, Yang et al. (2016) through direct imaging and integral field spectroscopy detected a second moonlet named S/2014 (130) 1 (Gamma). It is estimated to have about 1 km in radius and an eccentric orbit, but due to the elongation of Elektra, the orbital solutions were not strictly constrained.

A careful analysis and treatment of the data led to the discovery of the moon S/2014 (130) 2 (Delta), making (130) Elektra the first known quadruple asteroid system. Berdeu et al. (2022) applied new techniques of adaptive optics to obtain astrometric data of the system. They modeled the asteroids’ halo, extracted the moons’ signals and their positions at different epochs, deriving the orbital elements of the moonlets and solutions of the orientation of the poles. Due to the inherent ambiguity of the data, Berdeu et al. (2022) found some numerical solutions that include polar and retrograde orbits for the satellites. However, the authors argued that the fit resulting in prograde motions of the three satellites is physically more plausible.

Berdeu et al. (2022) pointed out that some uncertainties still remain in the orbit of Delta. Considering the best orbital fit reported, we aim to verify the orbital stability of the new moon through numerical simulations taking into account the irregular shape of the main body. A significant instability is verified in the region where the new

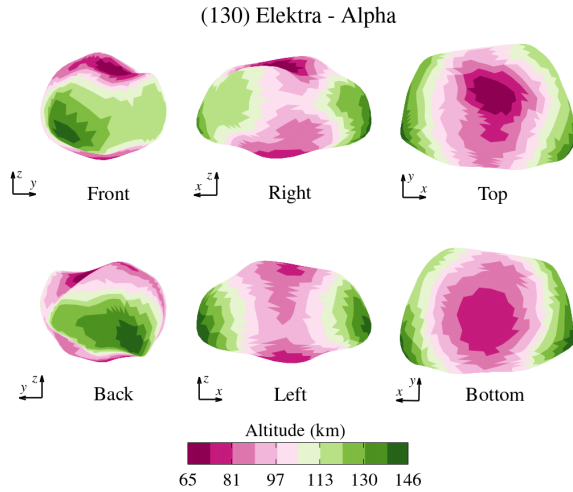
★ E-mail: giulia.valvano@unesp.br

† E-mail: rai.machado@unesp.br

‡ E-mail: othon.winter@unesp.br

§ E-mail: rafael.sfair@unesp.br

¶ E-mail: gabriel.borderes@uc3m.es



**Figure 1.** Altitude mapped across the surface of Alpha, the primary body of the (130) Elektra, under different views.

moonlet is supposed to be. We initially present the system and the central body’s irregular shape (section 2). In section 3, we present a map of stability for the orbital solution of the third moonlet as a massless particle. Moreover, we discussed the stability of the third moon as a massive body. Our final comments are in section 4.

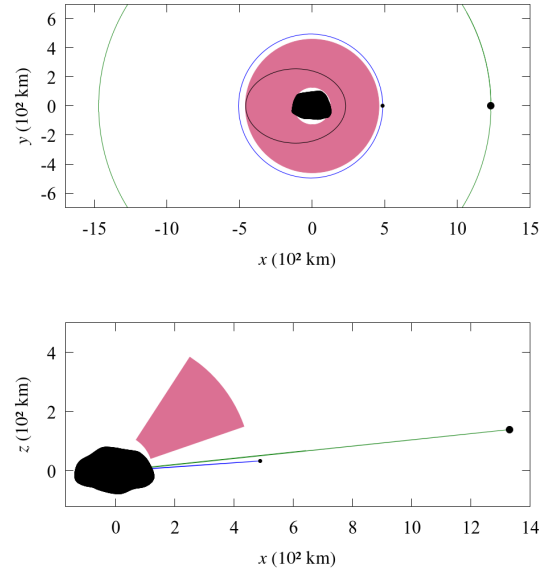
## 2 THE QUADRUPLE ASTEROID SYSTEM

The main body of the system, Alpha, has an elongated and flattened shape as indicated by its gravitational coefficients whose values are  $J_2 = 0.1852$  and  $C_{22} = 0.0448$  (normalized by the spherical radius of 98 km). Alpha has a spin period of 5.224663 h (Hanuš et al. 2017), resulting in a radius of corotation of  $\sim 158$  km.

From the polyhedral model with 1800 triangular faces and 902 vertices (Hanuš et al. 2017) we mapped the altitude of Alpha (Fig. 1). The distribution of altitude shows that the minimum altitude of Alpha is located in the poles, while the maximum values are in the equator. One can note a depression in the north pole, while the south there is a mountainous region.

Figure 2 shows the system from top and side views, where the  $xoy$  plane corresponds to Alpha’s equatorial plane, and an inclination projection considering the  $xoz$  plane. The green, blue and black lines represent the orbits of Beta, Gamma, and Delta, respectively. The orbits of the moonlets in Fig. 2 correspond to the nominal values (see Table 1). Alpha is represented by its irregular shape model in scale, while Beta and Gamma are shown as black dots. Delta has an eccentricity about one order of magnitude larger than the other two moonlets and has the largest inclination (Table 1). However, these orbital values are uncertain due to the observation data (Berdeu et al. 2022). Despite that, it is noticeable that the projected apocentre of the orbit of Delta is close to Gamma, that could produce an instability. The other physical and orbital data that we adopted in this work are shown in Table 1.

Since the mass of each satellite is not known and no noticeable spectral difference was perceived among the system objects (Yang et al. 2016), we assumed that they have the same bulk density as Alpha and, as a consequence, the masses considering spherical bodies with the diameters reported by Hanuš et al. (2017) and Berdeu et al. (2022) (Table 1). The mass of Beta is about four orders of magnitude smaller



**Figure 2.** Representation of the (130) Elektra system in the Alpha equatorial plane  $xoy$  (upper panel) and the  $xoz$  plane to show an inclination perspective (lower panel). The bodies are black with Alpha’s polyhedral format in scale. The pink region corresponds to the initial condition of the particles. The orbits of Beta and Gamma are shown in green and blue lines, respectively, and the black line represents the nominal orbit of Delta. The upper panel shows the Top view of Alpha’s format, and the lower panel, the Left view (see Fig. 1 for more details).

than Alpha’s and two orders of magnitude larger than Gamma’s, and Beta is about three times further from Alpha than Gamma. Thus, its gravitational perturbation may be too small in the orbit of Delta. Gamma and Delta are closer to each other, but Alpha’s mass is six orders of magnitude larger. Therefore, the orbit of Delta is dominated by the gravitational contribution of Alpha. This analysis will be confirmed in section 3, where it is shown that the contribution of Beta and Gamma are almost irrelevant for the orbital evolution of bodies in trajectories interior to that of Gamma.

## 3 STABILITY

We computed the Roche radius (Murray & Dermott 1999) using the parameters presented in Table 1 and obtained a radius of 143.5 km. Thus, Delta could exist in the region where it is reported to be without being disintegrated by the tidal forces from Alpha.

To explore the stability of Delta, we performed numerical simulations with the N-BoM package (Winter et al. 2020). In our first set of simulations, we adopted the mascons method (Geissler et al. 1996; Borderes-Motta & Winter 2017) to compute the gravitational potential of Alpha. The mass of Alpha was uniformly divided into 33,035 mascons equally spaced into a tridimensional grid following its polyhedral shape model. The moonlets Beta and Gamma were considered as spherical massive bodies. We investigated two scenarios: one assuming Delta as a massless particle, and other considering its mass. The following sub-sections present the stability analysis for each case.

[!h]

**Table 1.** Orbital and physical data of each component of the system.

Body	Volumetric diameter (km)	Density <sup>b</sup> (g·cm <sup>-3</sup> )	Mass (10 <sup>18</sup> kg)	Orbit	Semi-major axis	Eccentricity	Inclination (deg) <sup>e</sup>	Orbital period
Alpha	199.0 <sup>b</sup>	1.6	6.60 <sup>c</sup>	Sun	3.13 au <sup>d</sup>	0.21 <sup>d</sup>	22.78 <sup>d</sup>	5.53 years <sup>d</sup>
Beta	6.0 <sup>a</sup>	1.6	1.81 × 10 <sup>-4</sup>	Alpha	1353.0 ± 17 km <sup>a</sup>	0.09 <sup>a</sup>	6 ± 1 <sup>a</sup>	5.287 days <sup>a</sup>
Gamma	2.0 <sup>a</sup>	1.6	6.70 × 10 <sup>-6</sup>	Alpha	501.0 ± 7 km <sup>a</sup>	0.03 <sup>a</sup>	4 ± 5 <sup>a</sup>	1.192 days <sup>a</sup>
Delta	1.6 <sup>a</sup>	1.6	3.43 × 10 <sup>-6</sup>	Alpha	344.0 ± 5 km <sup>a</sup>	0.33 ± 0.05 <sup>a</sup>	38 ± 19 <sup>a</sup>	0.679 days <sup>a</sup>

<sup>a</sup> Berdeu et al. (2022)<sup>b</sup> Hanuš et al. (2017)<sup>c</sup> Marchis et al. (2008)<sup>d</sup> Johnstons Archive. Website: <http://www.johnstonsarchive.net><sup>e</sup> The inclination of Alpha's orbit is with respect to the ecliptic plane. The inclination of the moonlets is with respect to the Alpha's equator.

### 3.1 Massless particle

In this work, we performed numerical simulations to analyse the stability of the region interior to the orbit of Gamma. In that way, we are covering more than the observational uncertainties for the orbital elements of Delta as shown in Table 1 and exemplified by the pink region of Fig. 2. To prevent overlooking small regions that could be stable, we adopted a fine grid of initial conditions to explore a robust set of initial conditions. For the initial conditions of the test particles, we assumed a semi-major axis ( $a$ ) in the range of [250, 450] km in steps of 200 m and the eccentricity ( $e$ ) from 0 to 0.5 in steps of 0.05. Each ( $a, e$ ) pair has 100 particles with inclinations randomly distributed in the interval 19° to 57° as proposed by Berdeu et al. (2022). The initial conditions of the mean longitude, the longitude of ascending node and the longitude of pericentre were randomly chosen between 0° to 360°. As a result of these combinations of eccentricities and semi-major axis, we had a set of 1,101,100 particles located inside the orbit of Gamma (the pink region in Fig. 2). The system was numerically integrated for five years (~ 2,700 orbital periods of Delta). In all simulations, Beta and Gamma were considered as spherical massive bodies. We consider the semi-major axis, inclination, and eccentricity presented in Table 1 to create the initial conditions of Beta and Gamma. We set their initial values of mean longitude, longitude of ascending node and longitude of pericentre as 0°. For this reason, Beta and Gamma were initially aligned over the line of nodes. Table 2 gives the state vectors of Beta and Gamma that were used in all simulations. The results are presented in terms of an ( $a, e$ ) stability diagram colored according to the percentage of surviving particles (Fig. 3).

According to the results shown in Fig. 3a, there is a large instability region, and particles with semi-major axes smaller than 300 km are mostly removed. The same occurs to the particles with eccentricities larger than 0.3, regardless of the initial semi-major axis. From the unstable particles, 80% of them exceeded the ejection distance of 13,530.0 km (~ 10 times the value of the nominal semi-major axis of Beta), while 20% collided with one of the bodies. The vast majority of the collisions occurred with Alpha, while only 0.72% of these collisions occurred with Gamma and no particles collided with Beta. Among all the removed particles, 80% of them were ejected or collided in the first six months of integration. In Fig. 3 the full white line denotes the collision line with Gamma, indicating the limit of which the particle reaches the projected orbit of Gamma. It is important to note that the inclination between the orbital planes of Gamma and Delta is very high. Thus, this justifies why only a few collisions were recorded, pointing out that the shape of Alpha is the main source of instability. Nevertheless, there are stable regions with a semi-major

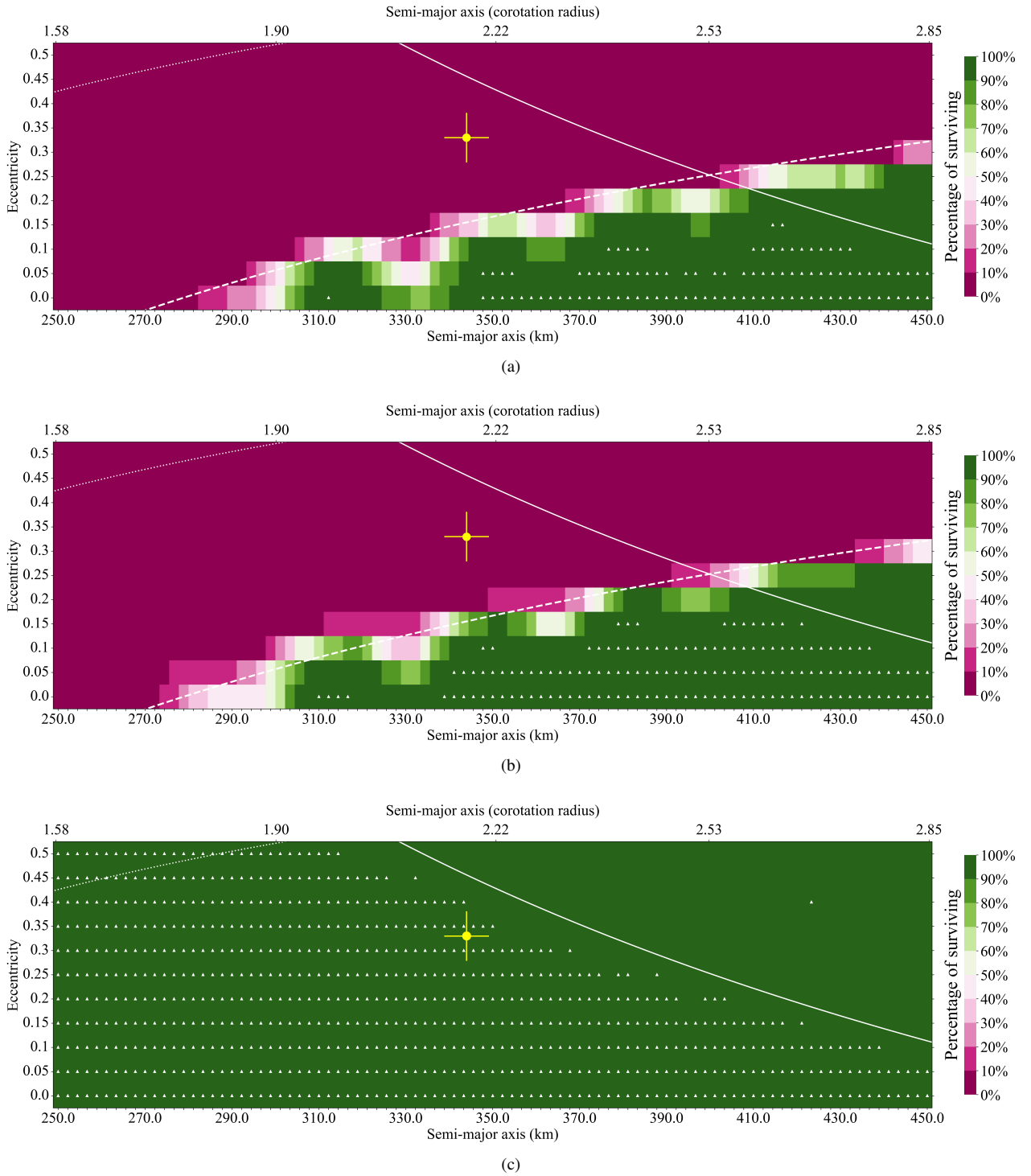
axis larger than 300 km and eccentricities smaller than 0.25. For particles in these regions, the pericentre do not have close approaches with Alpha, and their orbits do not become unstable for 5 years.

The yellow dot in Fig. 3 represents the nominal elements of Delta with the corresponding uncertainties. Thus, when treated as a massless object, Delta is not located in a stable region with the reported orbital elements. Assuming that the semi-major axis of 344 km is correct, the eccentricity should be at least a factor of 3 smaller to be in a stable region. Conversely, there is no stable semi-major axis for the nominal eccentricity. Therefore, Delta's proposed orbital elements are far from any stable region.

In order to get some hint on the relevance of the shape of Alpha to the stability of Delta, we considered two simplified models for Alpha's gravitational potential. One assuming a flattened and elongated ellipsoidal body shape based on the equivalent dimensions of the irregular polyhedron shape model (semi-axes:  $a=137.5$  km,  $b=100$  km,  $c=73.3$  km). This gravitational potential was simulated using about 10,557 mascons, obtained similarly to the fully irregular shape case. The other model was even simpler. Alpha was assumed to be an oblate body. It was simulated using the  $J_2$  term included in its gravitational potential. In both approaches, Beta and Gamma were considered massive spherical bodies. We performed the whole set of simulations for these two models of Alpha. Figure 3b presents the diagram of stability for the ellipsoidal model. The overall picture is similar to the results found for the model of the irregular shape of Alpha (Figure 3a), with only subtle differences.

Yang et al. (2016) found admissible orbital solutions for a range of  $J_2$  values between 0 and 0.13. However, they concluded that more observational data was necessary to constrain the coefficient. Here we assume  $J_2=0.1852$  calculated according to Hu & Scheeres (2004) by using the principal moments of inertia computed using the algorithm of Mirtich (1996). Our results, considering the oblate format of Alpha, reproduced by the addition of the  $J_2$  coefficient term in the gravitational potential, show a completely different scenario (Figure 3c) from the two previous cases (Figure 3a, b). The vast majority of particles in the whole region is stable, including the suggested range of trajectories associated with the moonlet Delta.

Lages et al. (2017, 2018) made studies considering a dumbbell body of size  $d$  modeled by two spheres of masses  $m_1$  and  $m_2$  around its center of mass with a Keplerian rate of rotation  $\omega_0$  and an angular frequency  $\omega$ . They showed that a chaotic limiting border around a rotating gravitating dumbbell can be analytically estimated. In order to make a comparison between their approach and our simulations, we used their theory considering Alpha as a dumbbell body given by two equal masses and a radius of 100 km, with an angular frequency  $\omega=0.99907\omega_0$ . The dashed lines in Fig. 3a and 3b show the border of



**Figure 3.** Stability diagram for five years of integration in the region interior to the orbit of Gamma. The color bar represents the percentage of surviving particles. The white triangles indicate 100% of survival. The yellow cross corresponds to orbital elements of Delta with the respective error bars, while the yellow dot represents the nominal elements of Delta. The full white line indicates the collision line with Gamma. The dotted white line indicates the Roche limit pericenter curve. The dashed white line represents the chaotic limiting border given by the analytical expression of [Lages et al. \(2017, 2018\)](#).

Each diagram represents a different gravitational potential model for Alpha: (a) the full irregular shape (using mascons), (b) the ellipsoidal shape (using mascons), and (c) the oblate body shape (including the term with  $J_2$ ). For all the simulations, Beta and Gamma were considered as spherical massive bodies.

**Table 2.** The initial state vectors of Beta and Gamma relative to Alpha (origin of the system).

Body	$x$ (km)	$y$ (km)	$z$ (km)	$v_x$ (m·s <sup>-1</sup> )	$v_y$ (m·s <sup>-1</sup> )	$v_z$ (m·s <sup>-1</sup> )
Beta	1.23123e+03	0.0	0.0	0.0	1.96365e+01	2.06388
Gamma	4.85970e+02	0.0	0.0	0.0	3.04757e+01	2.13107

the chaotic region around Alpha. The region above the border is the chaotic region. Note that the nominal orbital elements of Delta lie in the chaotic region. The region below the limiting border is expected to be stable, which is in agreement with our results that show a high percentage of survivors.

Figure 4 shows a map of the average lifetime in the region interior to the orbit of Gamma. We calculated the average lifetime by considering all the particles of each box in our map. We restricted the average lifetime up to 182 days. In the region below the limiting border, almost all particles have a lifetime of at least 5 years, since this region includes the surviving particles (see Fig. 3a). The particles of the region around the black cross, which corresponds to the orbital elements of Delta, have an average lifetime of a few months. Thus, the region nearby the reported orbital elements of Delta is unstable with a very short average lifetime expectation.

Therefore, we can conclude that the instability produced by the full irregular shape of Alpha is mainly due to its elongated shape, represented by the ellipsoidal format, and also state that a model taking into account just the perturbation due to  $J_2$  is not enough to represent the central body, Alpha. Thus, a new determination of Delta's orbital elements requires at least the perturbation of Alpha as an ellipsoid to be considered.

### 3.2 Massive body

For completeness, we verified how the stability of the system could be affected by taking into account the mass of Delta. In this case, we considered the model of the full irregular shape of Alpha. We created a set of 1,000 initial conditions to verify the interactions of a massive Delta with the system. Based on the ranges of the orbital elements of Delta, given in Table 1, we assumed a semi-major axis  $a$  in the intervals of [334, 354] km, the eccentricity  $e$  ranges from 0.23 to 0.43, and the inclinations ( $I$ ) were randomly distributed in the interval of 19° to 57°. The other angular orbital elements were randomly chosen between 0° and 360°. Each initial condition was simulated individually, and we evolved the system for up to five years.

None of the simulations remained stable. From all the 1,000 initial conditions, Delta survived for at least 50 days in about 38% of the cases, reaching 100 days in only 18% of the cases. In just one particular simulation, Delta survived for about 1.8 years (Fig. 5). This longest survival case corresponds to the initial orbital elements  $a=336$  km, and  $e=0.23$ , and  $I=44.6^\circ$ . During the first year, Delta presents a variation of about 50 km in the semi-major axis and 3° in inclination, and after that, the variation increases (Fig. 5a,c). The eccentricity remains bounded to values smaller than 0.4 for the first year but shows a sharp increase after that (Fig. 5b). The orbital radius shows an erratic evolution (Fig. 5d). After the first year, its orbit crosses the orbits of Gamma and Beta, being finally ejected after 1.8 years. This behaviour clearly shows a chaotic evolution of Delta.

At the same time, the orbits of Gamma and Beta were not affected significantly by the gravitational perturbation of Delta. That is due to the fact that the masses of Gamma and Delta, and even Beta, are too small in comparison to the mass of the central body (Alpha), and the orbital inclination of Delta is very high in comparison to those of the other two bodies. Thus their gravitational interaction is almost

negligible. These results suggest that Delta's unstable behavior is related to Alpha's irregular shape, and we can assume that the mass of Delta does not affect the stability of the trajectories.

## 4 FINAL COMMENTS

Delta, the newly discovered satellite of (130) Elektra, was reported to have some uncertainties in its best orbital fit. For this reason, we presented a stability analysis to comprehend the environment where the moonlet is presumed to be (Berdeu et al. 2022).

From the simulations and analyses presented in this work, we can conclude that:






- The region where Delta is supposed to be is fully unstable and is far from the nearest stable region;
- The satellites Beta and Gamma do not play an important role in the dynamics of particles in highly inclined orbits that are interior to the orbit of Gamma;
- The main source of the instability is the elongated shape of Alpha;
- The determination of the orbital elements of Delta must take into account the gravitational potential of Alpha with at least an ellipsoidal shape.

All the discussions of this work, whose objective was to analyse the stability of the reported orbital elements of the third new moonlet of (130) Elektra might contribute to the understanding of the stability of the internal region of the Gamma's orbit and the search for a new fit for the orbital elements of Delta.

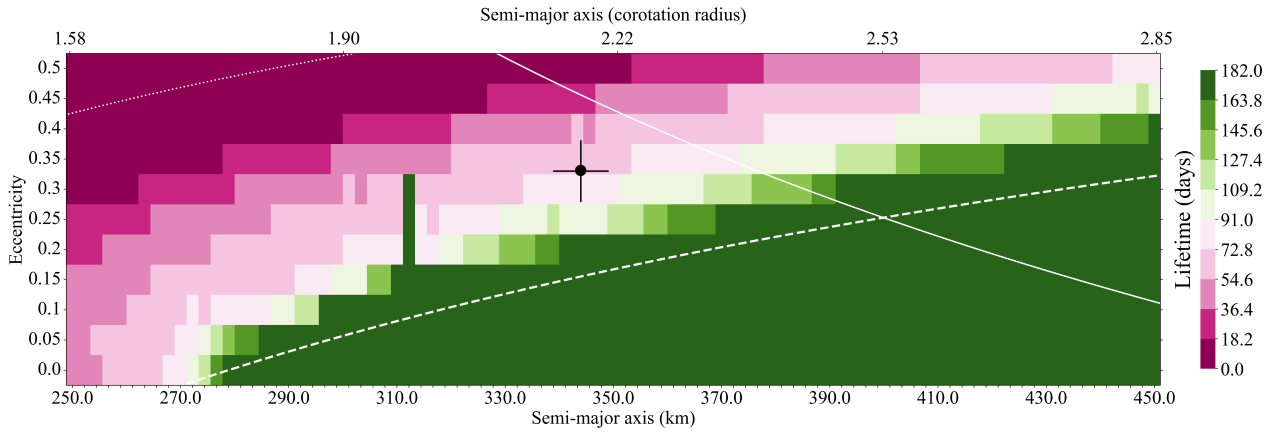
## ACKNOWLEDGEMENTS

This study was financed in part by the Brazilian Federal Agency for Support and Evaluation of Graduate Education (CAPES), in the scope of the Program CAPES-PrInt, process number 88887.310463/2018-00, International Cooperation Project number 3266, Fundação de Amparo à Pesquisa do Estado de São Paulo (FAPESP) - Proc. 2016/24561-0, Proc. 2019/23963-5 and Proc. 2022/01678-0, Conselho Nacional de Desenvolvimento Científico e Tecnológico (CNPq) - Proc. 305210/2018-1. RS acknowledges support by the DFG German Research Foundation (project 446102036).

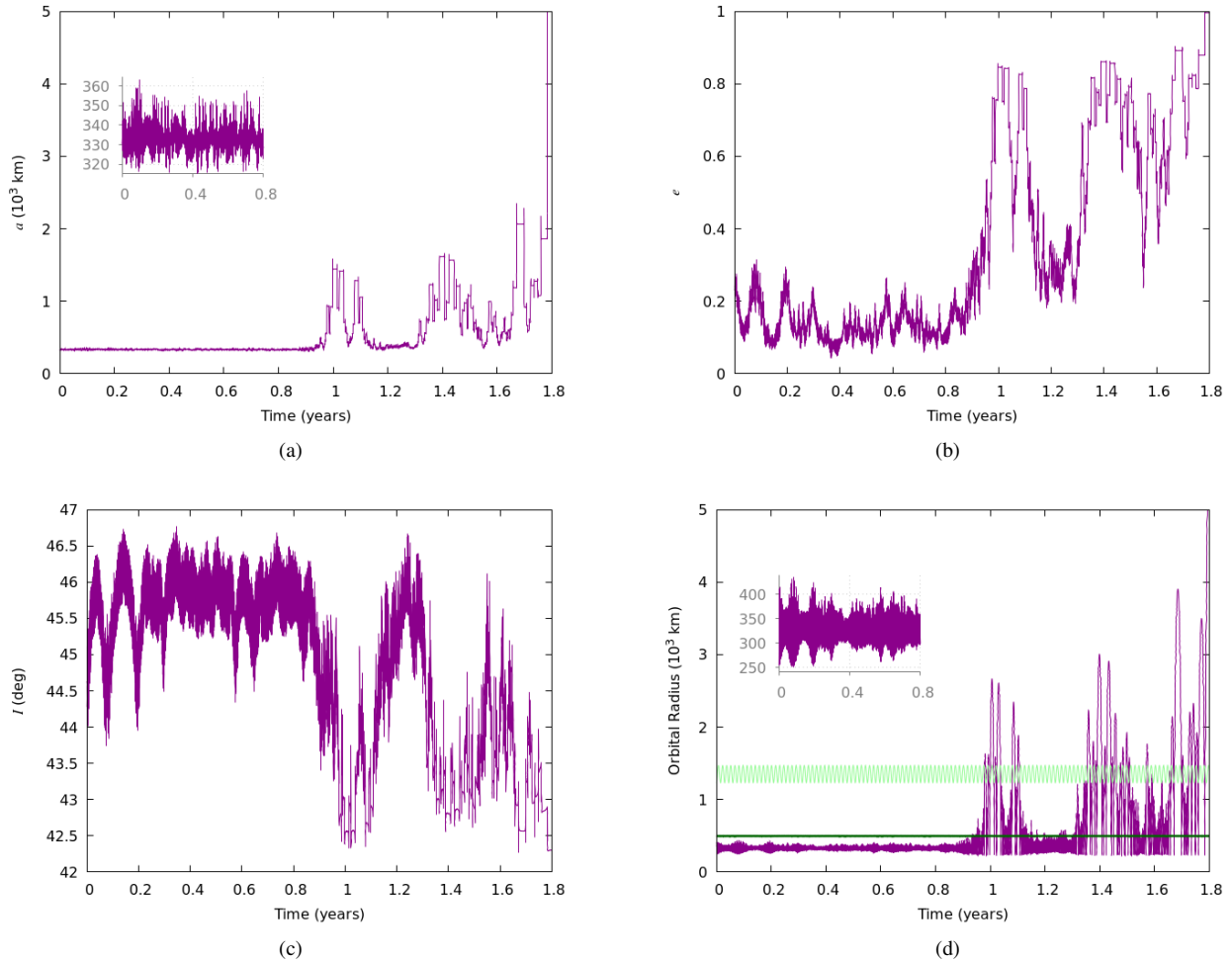
## ORCID IDS

- G. Valvano  <https://orcid.org/0000-0002-7905-1788>  
R. Machado Oliveira  <https://orcid.org/0000-0002-6875-0508>  
O. C. Winter  <https://orcid.org/0000-0002-4901-3289>  
R. Sfair  <https://orcid.org/0000-0002-4939-013X>  
G. Borderes-Motta  <https://orcid.org/0000-0002-4680-8414>





**Figure 4.** Map of the average lifetime in the region interior to the orbit of Gamma considering the full irregular shape of Alpha (using mascons). The color bar represents the lifetime of the particles in days. All values higher than 182 days are indicated by the dark green color. The black cross corresponds to the orbital elements of Delta with the respective error bars, while the black dot represents the nominal elements of Delta. The full white line indicates the collision line with Gamma. The dotted white line indicates the Roche limit pericenter curve. The dashed white line represents the chaotic limiting border given by the analytical expression of [Lages et al. \(2017, 2018\)](#).



**Figure 5.** Temporal evolution of the orbital elements of the massive Delta with the longest lifetime ( $\sim 1.8$  years): (a) semi-major axis, (b) eccentricity, and (c) inclination. Panel (d) presents the orbital radius variations of Delta (magenta), Gamma (dark green), and Beta (green). The zooms in (a) and (d) show the evolution of the semi-major axis and orbital radius of Delta, respectively, for the first 300 days.

**DATA AVAILABILITY**

The data underlying this article will be shared upon reasonable request to the corresponding authors.

**REFERENCES**

- Berdeu A., Langlois M., Vachier F., 2022, *A&A*, 658, L4
- Borderes-Motta G., Winter O. C., 2017, *Monthly Notices of the Royal Astronomical Society*, 474, 2452
- Geissler P., Petit J. M., Durda D. D., Greenberg R., Bottke W., Nolan M., Moore J., 1996, *Icarus*, 120, 140
- Hanuš J., Marchis F., Viikinkoski M., Yang B., Kaasalainen M., 2017, *Astronomy & Astrophysics*, 599, A36
- Hu W., Scheeres D. J., 2004, *PLANSS*, 52, 685
- Lages J., Shepelyansky D. L., Shevchenko I. I., 2017, *The Astronomical Journal*, 153, 272
- Lages J., Shevchenko I. I., Rollin G., 2018, *Icarus*, 307, 391
- Marchis F., Kaasalainen M., Hom E., Berthier J., Enriquez J., Hestroffer D., Le Mignant D., De Pater I., 2006, *Icarus*, 185, 39
- Marchis F., Descamps P., Berthier J., Hestroffer D., Vachier F., Baek M., Harris A. W., Nesvorný D., 2008, *Icarus*, 195, 295
- Margot J.-L., Pravec P., Taylor P., Carry B., Jacobson S., 2015, *Asteroids IV*, 355, 374
- Merline W. J., Tamblyn P. M., Dumas C., Close L. M., Chapman C. R., Menard F., 2003, *IAU Circ.*, 8183, 1
- Mirtich B., 1996, *Journal of Graphics Tools*, 1, 31
- Murray C. D., Dermott S. F., 1999, *Solar system dynamics*. Cambridge university press
- Vokrouhlický D., Nesvorný D., 2008, *The Astronomical Journal*, 136, 280
- Winter O., Valvano G., Moura T., Borderes-Motta G., Amarante A., Sfair R., 2020, *Monthly Notices of the Royal Astronomical Society*, 492, 4437
- Yang B., Wahhaj Z., Beauvalet L., Marchis F., Dumas C., Marsset M., Nielsen E., Vachier F., 2016, *The Astrophysical Journal Letters*, 820, L35

This paper has been typeset from a  $\text{\TeX}/\text{\LaTeX}$  file prepared by the author.