

Light-Matter interactions in Hofstadter lattice with the next-nearest neighbor couplings

Jia-Qi Li,¹ Zhao-Min Gao,¹ Wen-Xiao Liu,^{2,1} and Xin Wang^{1,*}

¹*Institute of Theoretical Physics, School of Physics,
Xi'an Jiaotong University, Xi'an 710049, People's Republic of China*

²*Department of Electronic Engineering, North China University of Water
Resources and Electric Power, Zhengzhou 450046, People's Republic of China*

(Dated: May 1, 2023)

The light-matter interactions for an emitter coupling to the bulk region of a Hofstadter lattice has recently investigated by De Bernardis *et al.* [D. De Bernardis, Z.-P. Cui, I. Carusotto, M. Hafezi, and P. Rabl, *Phys. Rev. Lett.* **126**, 103603 (2021)]. We propose the light-matter interactions in an extended Hofstadter lattice with the next-nearest neighbor (NNN) couplings. Compared with the standard Hofstadter lattice, the NNN couplings break the mirror symmetry and the energy bands are not flat, i.e., dispersive with nonzero group velocity. In contrast to the study by De Bernardis *et al.*, when a two-level emitter interacts with the bulk region of extended Hofstadter lattice, the emitter is no longer trapped by the coherent oscillations with the flat band, and can radiate photons unidirectional. The chiral mechanism stems from the broken parity symmetry. Both the radiation rate and the chirality periodically change with the emitter's coupling position. All of those particular features can be realized on the photonic lattice platform and may find potential application in chiral quantum information processing.

I. INTRODUCTION

Exploring the interaction between quantum emitters and photonic baths with various kind of spectrum is the central topic of quantum optics [1]. One well-known phenomenon is spontaneous emission, i.e., an excited emitter spontaneously decays the energy into the environment. By designing the bath with finite spectral bandwidth, a large amount of amusing phenomena beyond spontaneous emission in quantum electrodynamics (QED) are observed. For example, non-Markovian evolution [2–7] and bound state [8–14] are demonstrated in the photonic crystal waveguide with a band gap [15, 16]. Moreover, when the bath is spatiotemporally modulated, analogue Hawking radiation [17–19] and chiral transport [20–24] have been realized. All those tremendous processes indicate that the specific artificial platform, where the structures of photonic bath are designed, can be used to demonstrate the quantum optics.

Recently, unconventional quantum phenomena with the lattice model in condensed matter physics, have attracted great interest [25–35]. Those lattices usually have nontrivial spectra and extraordinary topological properties. For example, when an emitter resonates with the central frequency of a two-dimensional square lattice's band, the exponential decay rate does not obey the Fermi's golden rule, but is predicted by overdamped oscillations and slow relaxation decay dynamics [36, 37]. Moreover, considering a small emitter coupling to a hexagonal lattice with resonant frequency at the Dirac point, the decay follows a logarithmic law [38]. All

those phenomena show that the lattices with nontrivial spectra provide versatile platforms for exploring QED phenomena beyond conventional photonic bath.

In condensed matter, when the lattice lies in the magnetic field, the spectrum becomes non-trivial, leading to the quantum/fractional Hall effect [39–43] and topologically protected chiral edge states [44–50]. For a square lattice with a perpendicular gauge field, an elegant fractal structure spectrum known as the Hofstadter butterfly emerges [51]. In Ref. [52], by considering an emitter coupling to the bulk region of a Hofstadter model (H-model), the emission process displays either no decay or coherent oscillations. When an emitter is located at the edge of the H-model and resonant with different band-gaps, the emission characteristics become quasi-quantized and chiral due to the increasing edge modes [53]. The magnetic field not only leads to so-called Landau levels, but also causes the topologically protected chiral edge states [54–57].

In experiments, the H-model is often realized in an artificial platform with tunable nearest-neighbor (NN) hopping [44, 45, 58–63]. However, when the lattice sites become closer to each other, the next-nearest neighbor (NNN) couplings must be considered. In the zigzag waveguide arrays, when the distance between the waveguides is twice of that between the layers, the NNN couplings strength is 30% of the NN coupling [64]. In this scenario, the NNN couplings take significant effects and lead to new physical phenomena beyond the NN approximation [65–73].

In this paper, we consider the extended H-model with the NNN couplings as a perturbation and investigate the quantum dynamics of an emitter coupling to the bulk region of the lattice. The NNN couplings are lack of phase, and break the original mirror symmetries M_x and M_y [73]. Consequently, the flat bands become

* wangxin.phy@xjtu.edu.cn

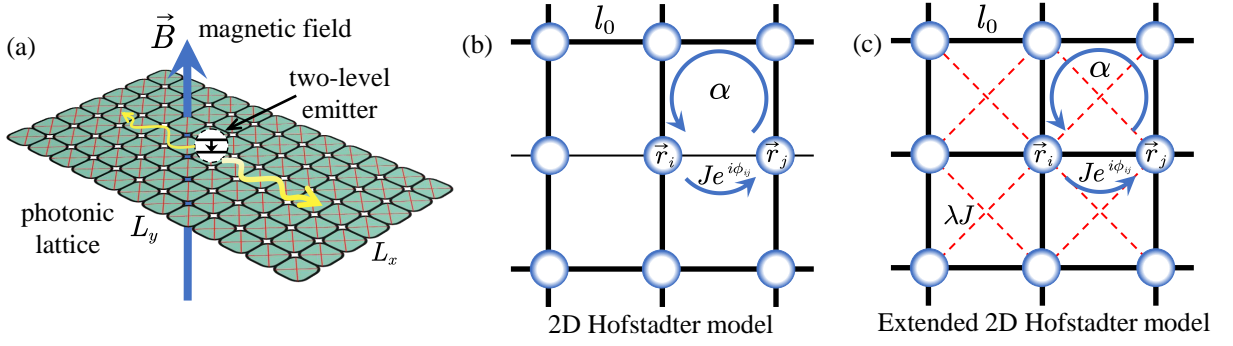


FIG. 1. (a) Sketch of a setup of a two-level emitter coupling to the bulk region of a photonic lattice, which corresponds to an extended Hofstadter model with the next-nearest-neighbor (NNN) hopping (dashed lines), under a perpendicular synthetic magnetic field \vec{B} . (b) Schematic of the 2D Hofstadter model (H-model), i.e., a square photonic lattice with hopping strength J and hopping phase ϕ_{ij} between neighboring lattice sites. For each plaquette, $\sum \square \phi_{ij} = 2\pi\alpha$. (c) The extended 2D H-model with the NNN couplings λJ between diagonal sites of the square.

dispersive with nonzero group velocities. When the emitter is resonant with the middle of the lowest band, the decay follows an exponential law. More intriguingly, the emission field shows periodicity and strong chirality, which enables realizing chiral quantum optics [74–78]. Different from the widely discussed chiral edge state in the H-model [53, 56, 79, 80], our findings about chiral emission in the bulk region of the lattice are rarely studied [81]. Our proposal indicates that the unavoidable NNN couplings play an important role in an artificial photonic lattice, and can lead to unconventional QED phenomena beyond standard platforms.

The structure of this paper is as follows: in Sec.II, we introduce the extended H-model with the NNN couplings, and derive dispersion relations via the quasi-continuum Harper equation. In Sec.III, we consider an emitter coupling to the extended H-model, and derive the spontaneous emission rate under the Markovian approximation. In Sec.IV, by analyzing distribution properties of the modes, we explain the mechanism of chiral emission and its periodicity. In Sec.V, we summarize our main results.

II. MODEL

We consider a two-level emitter with frequency w_e located in the bulk region of an extended Hofstadter model, which contains additional NNN hopping between the diagonal sites of the lattice, as shown in Fig. 1(a). The lattice constant is set as l_0 and $N = L_x L_y / l_0^2$ is the total number of lattice sites. Each lattice site is assumed as a photonic cavity. The annihilation operator is denoted as $a_{x,y}$ for the site $\vec{r} = (x, y)$. The coupling strength between the nearest-neighboring sites is $J e^{i\phi_{ij}}$. The NNN couplings strength λJ is assumed to be identical and real. Therefore, the Hamiltonian of the

extended H-model is written as ($\hbar = 1$ and $J = 1$)

$$H_m = - \sum_{x,y} \left(a_{x+1,y}^\dagger a_{x,y} + e^{i\phi_{x,y}} a_{x,y+1}^\dagger a_{x,y} \right) + \lambda \left(a_{x+1,y+1}^\dagger a_{x,y} + a_{x+1,y-1}^\dagger a_{x,y} \right) + \text{H.c.} \quad (1)$$

Here the phase $\phi_{ij} = \frac{e}{\hbar} \int_{\vec{r}_j}^{\vec{r}_i} \vec{A}(\vec{r}) \cdot d\vec{r}$ originates from a synthetic magnetic field $\vec{B} = \nabla \times \vec{A}$, where we employ the Landau gauge with $\vec{A} = B(0, x, 0)$. We define a dimensionless parameter to denote the effective magnetic flux [47, 52, 53]

$$\alpha = \frac{1}{2\pi} \sum \square \phi_{ij} = \frac{e\Phi}{2\pi\hbar}.$$

In this case, $\Phi = B l_0^2$ is the flux enclosed in per plaquette. Without loss of generality, we take $\alpha = 1/M$ with $M \in \mathbb{N}$.

In the present of Landau gauge $\vec{A} = B(0, x, 0)$, the spectrum of the extended H-model in the k_y direction is not flat with nonzero group velocities. In the k_x direction, the group velocity is still zero. We adopt a perturbation approach to obtain the analytical dispersion relation. We assume that the wavefunction can be written as $\psi(x, y) = e^{ik_y y} u(x)$, with pure Bloch waves in y -axis. By substituting $\psi(x, y)$ into Schrödinger equation $H_m \psi(x, y) = E \psi(x, y)$, the discrete extended Harper equation is obtained as [55, 82]

$$E u(x) = -2 \cos(2\pi\alpha x - k_y) u(x) - (1 + 2\lambda \cos k_y) [u(x+1) + u(x-1)], \quad (2)$$

which indicates that $u(x)$ is periodic with $1/\alpha = M$. Therefore, we truncate this lattice to $x = M$, and apply periodic boundary conditions.

We adopt the quasi-continuum approximation to replace $u(x \pm 1)$ with $e^{\pm \partial_x} u(x)$ (see more details in Appendix A) [82]. Consequently, the dispersion relations are simplified as:

$$E_{l,k_y} \simeq -4 - 4\lambda \cos k_y + \left[2\pi\alpha \left(l + \frac{1}{2} \right) - \frac{1}{16} (2\pi\alpha)^2 (2l^2 + 2l + 1) \right] 2\sqrt{1 + 2\lambda \cos k_y}, \quad (3)$$

where the E_l is the l th Landau level. For higher energy levels, this perturbation approach is invalid. If $\lambda = 0$, the cosine terms in Eq. (3) vanish and the eigenvalue E_{l,k_y} is constant with high degeneracy. However, when considering the NNN couplings ($\lambda \neq 0$), the energy bands become different from those in the conventional H-model. The NNN couplings break the mirror-symmetry, which leads to the Landau levels nondegenerate. The spectrum features M bands, and each band is non-flat. The group velocity v_g is nonzero along y -axis, indicating that the photonic current propagates along y -axis. In Fig. 2(a), the red horizontal curves ($\lambda = 0$) and the black curves ($\lambda = 0.01$) are the energy bands of the H-model and extended H-model, respectively.

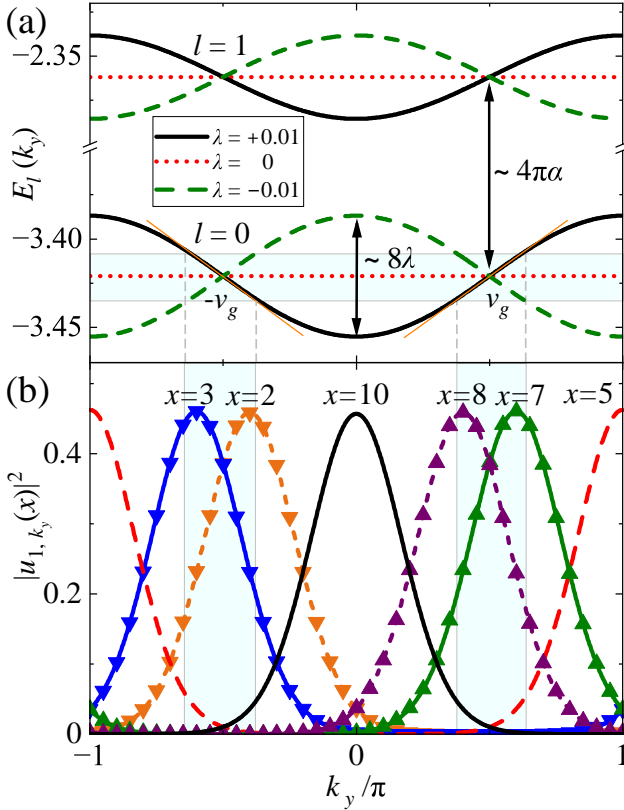


FIG. 2. (a) The dispersion relations for the two lowest energy levels with $\lambda = 0, 0.01$ and -0.01 . We assume that the emitter's frequency lies in the cyan area. In the middle of the lowest band, the group velocity is $\pm v_g$. (b) The probability $|u_{l,k_y}(x)|^2$ versus k_y for $l = 0$ and $\lambda = 0.01$ with different x values. The parameter for those plots is $\alpha = 1/10$.

The tight-binding Hamiltonian can be rewritten as a $M \times M$ matrix (see Appendix B). After numerical diag-

onalization, the l th energy level's discrete wavefunction $u_{l,k_y}(x)$ is expressed as a column vector

$$E_l : u_{l,k_y}(x) = [u_{l,k_y}(1), u_{l,k_y}(2), \dots, u_{l,k_y}(M)]^T.$$

We plot the probability $|u_{l,k_y}(x)|^2$ for $l = 0$ and $\alpha = 1/M = 1/10$ in Fig. 2(b). The probabilities are asymmetrical about $k_y = 0$ [$u_{l,k_y}(x) \neq u_{l,-k_y}(x)$], expect for $x = 5$ and $x = 10$. Note that for $\lambda = 0$ the probability $|u_{l,k_y}(x)|^2$ still keeps this formula. When the emitter couples to those asymmetries points, the emission is unidirectional. We set k_y as k for the following discussion.

III. SPONTANEOUS EMISSION

We consider a two-level emitter located in the bulk region (x_0, y_0) of the extended H-model (see Fig. 1). The system's Hamiltonian is written as

$$H_S = H_0 + H_{\text{int}}, \quad (4)$$

$$H_0 = \frac{1}{2} w_q \sigma_z + H_m, \quad H_{\text{int}} = g (\sigma_- a_{x_0, y_0}^\dagger + \sigma_+ a_{x_0, y_0}), \quad (5)$$

where w_q is the frequency of the emitter, g is the interaction strength between the emitter and the lattice, and $\sigma_{z/\pm}$ are the Pauli operators of the atom. As discussed in Appendix B, the real space operator a_{x_0, y_0}^\dagger is expressed as the combination of eigenmodes $X_{i,k}$. Consequently, the interaction Hamiltonian is rewritten as:

$$H_{\text{int}} = \frac{g}{\sqrt{N}} \sigma_- \sum_k \sum_{i=0}^M e^{-ik y_0} u_{i,k}(x_0) X_{i,k}^\dagger + \text{H.c.} \quad (6)$$

We assume that the emitter is resonant with the lowest bands $E_{0,k}$. The band gap ($\simeq 4\pi\alpha$) between the two lowest bands is much larger than the bandwidth ($\simeq 8\lambda$) of $E_{0,k}$ [52]. The effects of the higher bands $E_l, l > 0$ on the dynamics can be ignored. Therefore, Eq. (6) is simplified as

$$H_{\text{int}} = \frac{g}{\sqrt{N}} \sum_k e^{-ik y_0} \sigma_- u_{0,k}(x_0) X_{0,k}^\dagger + \text{H.c.} \quad (7)$$

Then, by replacing the eigenmode $X_{0,k}^\dagger$ with the annihilation operator in k space (see Appendix B), we obtain

$$H_{\text{int}} = \frac{g}{\sqrt{N}} \sum_k \sum_{x=1}^M e^{-ik y_0} u_{0,k}(x_0) u_{0,k}(x) \sigma_- a_{x,k}^\dagger + \text{H.c.} \quad (8)$$

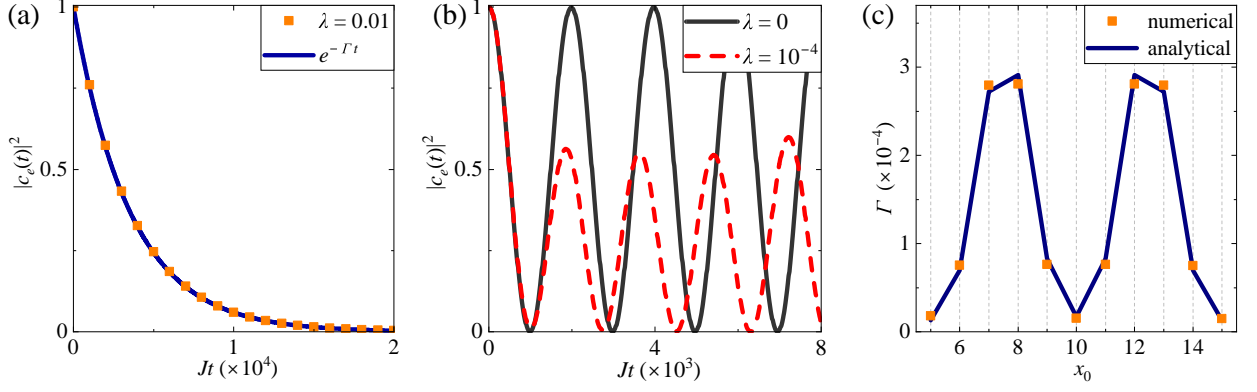


FIG. 3. The probability $|c_e(t)|^2$ for (a) Markovian and (b) non-Markovian situation with different λ . The emitter is located at the position $(x_0 = 12, y_0 = 0)$ for a 20×500 lattice. (c) The decay rate Γ versus the coupling position x_0 with $\lambda = 0.01$. The orange square dots and solid curve corresponds to the numerical and analytical results, respectively. The parameters for those plots are $\omega_q = -3.42$, $\alpha = 0.1$ and $g = 0.005$.

There are two emission channels by assuming a resonant position at $w_q = E_{0,\pm k_r}$. To continue, we apply the unitary transformation $U_0(t) = e^{-iH_0 t}$. The interaction operator becomes

$$\sum_k \sigma_- a_{x,k}^\dagger \rightarrow \frac{N}{2\pi} \int_{-\pi}^{\pi} (\sigma_- a_{x,k}^\dagger e^{i\Delta_k t}) dk,$$

where $\Delta_k = E_{0,k} - w_q$.

We assume that the emitter is initially in the excited state, and the lattice modes are in the vacuum state. Therefore, The system's state is expressed as

$$|\Psi\rangle = c_e(t) |e, 0\rangle + \sum_k \sum_{x=1}^M c_{x,k}(t) |g, x, 1_k\rangle. \quad (9)$$

Note that $c_{x,k}(t)$ is the probability amplitude of the photon located at x in the mode k . Substituting the state vector $|\Psi\rangle$ into the Schrödinger equation, we derive

$$\dot{c}_e(t) = -i \frac{g}{\sqrt{N}} \sum_k \sum_{x=1}^M e^{ik y_0} u_{0,k}(x_0) u_{0,k}(x) c_{x,k}(t) e^{-i\Delta_k t}, \quad (10)$$

$$\dot{c}_{x,k}(t) = -i \frac{g^*}{\sqrt{N}} e^{-ik y_0} u_{0,k}^*(x_0) u_{0,k}^*(x) c_e(t) e^{i\Delta_k t}. \quad (11)$$

We first integrate Eq. 11. On substituting the integrated form into Eq. 10, we obtain

$$\dot{c}_e(t) = -\frac{g^2}{2\pi} \int_{-\pi}^{\pi} dk |u_{0,k}(x_0)|^2 \int_0^t c_e(t') e^{i\Delta_k t'} e^{-i\Delta_k t} dt', \quad (12)$$

where we apply the normalization of wave functions

$$\begin{aligned} \sum_x |u_{0,k}(x_0) u_{0,k}(x)|^2 &= |u_{0,k}(x_0)|^2 \sum_x |u_{0,k}(x)|^2 \\ &= |u_{0,k}(x_0)|^2. \end{aligned}$$

By assuming the interaction strength is much weaker than the bandwidth of $E_{0,k}$, the Weisskopf-Wigner approximation is valid. The variable $|u_{0,k}(x_0)|^2$ can be seen as a constant $|u_{0,k_r}(x_0)|^2$. Then, we have

$$\dot{c}_e(t) = -\frac{g^2}{2\pi} |u_{0,k_r}(x_0)|^2 \int_{-\pi}^{\pi} dk \int_0^t c_e(t') e^{-i\Delta_k(t-t')} dt'. \quad (13)$$

As depicted in Fig. 2(b), for $E_{0,k_r} = w_q$ the dispersion relation $E_{0,k}$ is linear with a group velocity v_g , i.e., $\Delta_k = v_g(k - k_r)$. The integral bound $\pm\pi$ can be extended to infinity. Finally, we obtain

$$\dot{c}_e(t) = (\Gamma_+ + \Gamma_-) c_e(t). \quad (14)$$

Here Γ_{\pm} correspond to the emission rates into $\pm y$ directions with

$$\Gamma_{\pm} = \frac{g^2}{2v} \sum_{\pm} |u_{0,\pm k_r}(x_0)|^2. \quad (15)$$

The spectrum of the extended H-model is dispersive, with a bandwidth proportional to λ . Therefore, when $\lambda \gg g$, the Markovian approximation is valid. In Fig. 3(a), We plot the numerical decay rate, which matches well with an exponential decay $e^{-\Gamma t}$ [Γ is given by Eq. (15)]. When λ is comparable to g , the Markovian approximation does not work. The emission is a fractional decay process, as shown in Fig. 3(b). Partial energy firstly dissipates into the bath, and then the rest energy oscillates with time. For $\lambda = 0$ the whole photonic energy is tapped at the coupling position, and complete Rabi oscillation is observed, as discussed in Ref. [52].

When the Markovian approximation is valid, the decay rate depends on the coupling position x_0 , determined by $\sum_{\pm} |u_{0,\pm k_r}(x_0)|^2$. In Fig. 3(c), the analytical result fits with the numerical simulation well for different x_0 . More attractively, since $\Gamma_+ \neq \Gamma_-$, the emission along y-axis is unidirectional. In the following, we will focus on the chiral emission along y-axis.

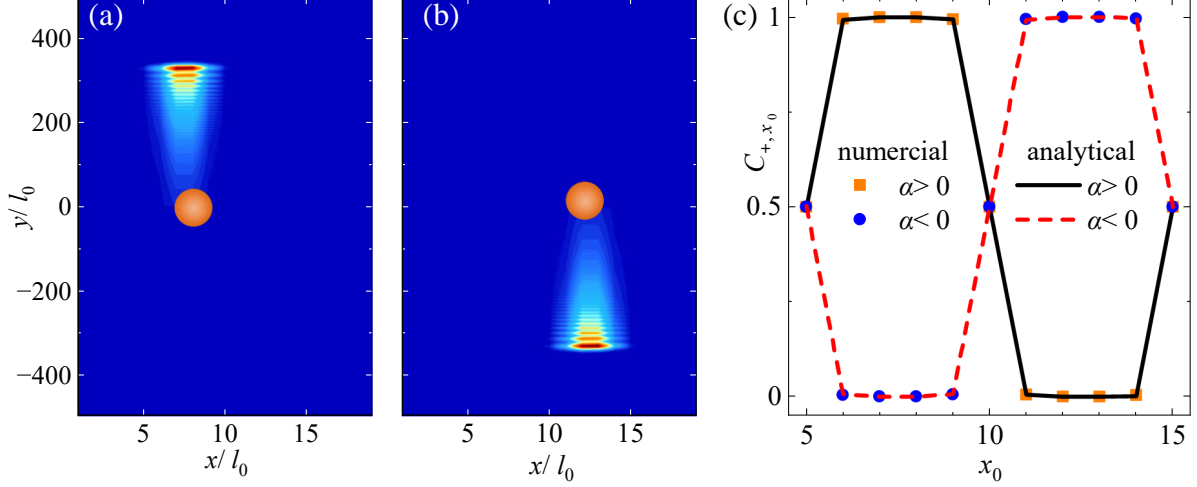


FIG. 4. (a) and (b) The photonic field $|c_{x,y}|^2$, for the emitter coupling to $x_0 = 8$ and $x_0 = 12$ (the dot). (c) The Chiral factors C_+ for $\alpha > 0$ and $\alpha < 0$ are calculated by numerical simulation via Eq. (16) and analytical via Eq. (18)]. The parameters for those plots are $\omega_q = -3.42$, $|\alpha| = 0.1$, $\lambda = 0.01$, $g = 0.005$

IV. CHIRAL FIELD PROPAGATION

The decay rates Γ_{\pm} are not identical. For an emitter located at the position $(x_0, 0)$, the positive chiral factor is defined as

$$C_{+,x_0} = \frac{\Phi_+}{\Phi_{\pm}} = \frac{\Gamma_{+k_r}(x_0)}{\sum \Gamma_{\pm k_r}(x_0)}, \quad (16)$$

$$\Phi_{\pm} = \sum_x \sum_{y=0}^{\pm N} |c_{x,y}|^2, \quad (17)$$

where $c_{x,y}$ is probability amplitude of the lattice site. According to Eq. (15) and Eq. (16), the analytical chiral factor is derived as

$$C_{+,x_0} = \frac{|u_{0,+k_r}(x_0)|^2}{\sum_{\pm} |u_{0,\pm k_r}(x_0)|^2}, \quad C_{-,x_0} = \frac{|u_{0,-k_r}(x_0)|^2}{\sum_{\pm} |u_{0,\pm k_r}(x_0)|^2}. \quad (18)$$

In Fig. 4(a,b), we plot the photonic field for the emitter located at $(x_0 = 8, y_0 = 0)$ and $(x_0 = 12, y_0 = 0)$, respectively. We find that the field propagates unidirectionally. Moreover, the chiral factor depends on the coupling position x_0 . In Fig. 4(c), we show how C_{+,x_0} changes with x_0 . Note that the length of the period is equal to $1/\alpha = M$. The chiral factors can reach 1 for some points.

More intriguingly, the direction of the chiral bulk states depends on the signs of α and λ . We plot the chiral factor for different α in Fig. 4(c). By switching the sign of the parameter α ($+$ \rightarrow $-$), the chiral emission of the bulk state is reversed. It's because that in Eq. (3) $|u_{0,x=M-m}^{\alpha>0}(k_y)|^2$ is changed into $|u_{0,x=m}^{\alpha<0}(k_y)|^2$. Furthermore, changing the signs of

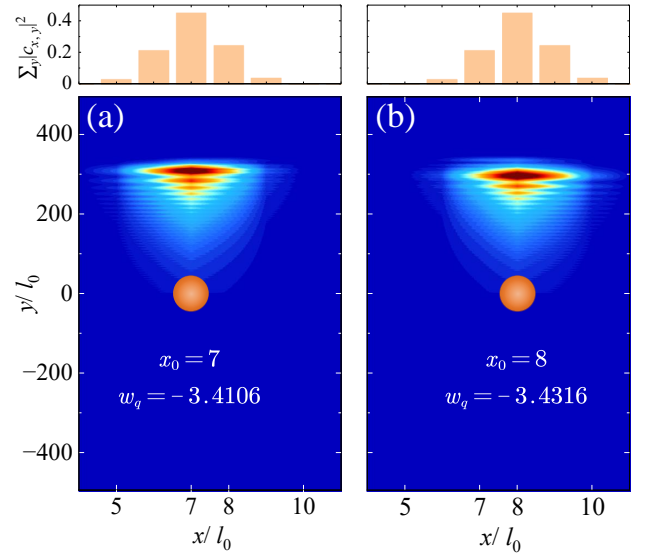


FIG. 5. The photonic field $|c_{x,y}|^2$. (a) the emitter is located at $x_0 = 7$ (the dot), with the frequency -3.4106 . (b) the emitter is located at $x_0 = 8$, with $w_q = -3.4316$. The parameters for those plots are $\alpha = 0.1$, $\lambda = 0.01$, $g = 0.005$

λ leads to the dispersion relation with opposite group velocities $v_g(\pm k_r)$, as shown in Fig. 2(b). Additionally, the sign of group velocity $v_g(\pm k_r)$ denotes the direction of wave packet propagation. Therefore, the chiral emission direction is also reversed. Therefore, we can modulate the signs of λ and α to change chiral emission direction along y -axis.

Note that when the emitter is resonant with the middle

of $E_{0,k}$, i.e., $k_r = \pi/2$, we have $|u_{0,k_r}(7)|^2 \simeq |u_{0,k_r}(8)|^2$. No matter the emitter is located at $x = 7$ or $x = 8$, the photonic current mainly propagates along two lines $x = 7$ and $x = 8$, as shown in Fig. 4(a). According to numerical results, when $|u_{0,+k_r}(x = 7)|^2$ reaches its maximum, the emitter's frequency should be set as $w_q = -3.4106$. In that case, we set the emitter located at $x = 7$ and most of the photonic field distributes on $x = 7$, as shown in Fig. 5(a). In Fig. 5(b), we let $w_q = -3.4316$, most of the field distributes on $x = 8$. Therefore, we can adjust the emitter's frequency to control the photonic field's distribution.

V. CONCLUSION

In this work, we have explored the dynamic evolution of an emitter coupling to an extended Hofstadter model with the NNN couplings being a perturbation. The perturbation term breaks the mirror symmetry, leading to non-flat bands with nonzero group velocities. By considering the emitter located in the bulk region of the extended H-model, we observe a chiral Markovian decay process without coherent oscillations, which is totally different from the phenomena in Ref. [52]. The physical mechanism of the chiral emission arises from the asymmetry of the wave function in k space. Moreover, the decay rate changes with the coupling position periodically. The period is the reciprocal of effective magnetic flux. The chiral factor can reach 1 by choosing the proper coupling position. Moreover, the directional decay can be controlled by the NNN couplings.

In the artificial quantum systems, the NNN couplings exist widely. For example, in bilayer or doped graphene, the NNN hopping strength is around 5% of the NN interaction strength [83, 84]. Hence, our work will provide guidance for the experimental realization of exotic quantum dynamics in the extended H-model. We believe our proposal can be also utilized to simulate the quasi-1D chiral photon transport in 2D system.

VI. ACKNOWLEDGMENTS

The quantum dynamical simulations are based on open source code QuTiP. X.W. is supported by the National Natural Science Foundation of China (NSFC) (Grant No. 12174303 and No. 11804270), and China Postdoctoral Science Foundation (No. 2018M631136). WXL is supported by the Natural Science Foundation of Henan Province (No. 222300420233).

Appendix A: QUASI-CONTINUOUS HARPER-EQUATION

In order to obtain the analytical dispersion relation of the extended H-model, we adopt the quasi-continuous

approximation $u(x \pm 1) \rightarrow e^{\pm \partial_x} u(x)$ in Eq. (2) [82]. We assume that the NN coupling items are related to the Laplacian operator via a finite difference approximation. The eigen-equation is rewritten as

$$Eu(x) = -[(1 + 2\lambda \cos k_y)(\hat{T}_- + \hat{T}_+) + 2 \cos(2\pi\alpha x - k_y)]u(x), \quad (\text{A1})$$

with $\hat{T}_\pm = e^{\pm \partial_x}$. When $x' = x + \frac{1}{\alpha} = x + M$, the coefficients of $u(x')$ are totally equal to $u(x)$, indicating that this system has periodicity with a period of M . For cosine term, we can adopt $x = x' + k_y/2\pi\alpha$ to remove k_y , i.e., $\cos(2\pi\alpha x - k_y) = \cos(2\pi\alpha x')$. Using the Taylor's expansion,

$$e^{\pm \partial_x} = 1 + \frac{\pm \partial_x}{1!} + \frac{(\pm \partial_x)^2}{2!} + \mathcal{O}(x^3),$$

$$\cos(x) = 1 - \frac{x^2}{2!} + \mathcal{O}(x^4),$$

the equation is written as:

$$\frac{E + 2 + 2\lambda_0}{2\sqrt{\lambda_0}} = -\frac{1}{2}\sqrt{\lambda_0}\partial_x^2 + \frac{1}{2}\frac{(2\pi\alpha)^2}{\sqrt{\lambda_0}}x^2, \quad (\text{A2})$$

which $\lambda_0 = 1 + 2\lambda \cos k_y$. Note that by defining $w = 2\pi\alpha$, $m = \frac{1}{\sqrt{\lambda_0}}$, $\hat{p} = -i\partial_x$, $\hat{x} = x$ and $a^\dagger = \sqrt{\frac{mw}{2}}\hat{x} - \frac{i}{\sqrt{2mw}}\hat{p}$, Eq. (A2) is similar with the equation of a harmonic oscillator. By consider higher order terms, we obtain the dispersion relation in Eq. (3).

Appendix B: DISCRETE WAVE FUNCTION

Although the dispersion relation is derived through the quasi-continuous approximation, the discrete wave function can't be obtained. Hence, via Fourier transformation along y-axis

$$a_{x,y}^\dagger = \frac{1}{\sqrt{N}} \sum_k e^{-ik_y y} a_{x,k_y}^\dagger,$$

we rewrite H_m in k_y space as

$$H_m(k_y) = - \sum_x (1 + 2\lambda \cos k_y) \left(a_{x+1,k_y}^\dagger a_{x,k_y} + a_{x-1,k_y}^\dagger a_{x,k_y} \right) - 2 \cos(2\pi\alpha x + k_y) a_{x,k_y}^\dagger a_{x,k_y} + \text{H.c.} \quad (\text{B1})$$

Under the periodic boundary condition and adopting $\alpha = 1/M$, the Hamiltonian $H_m(k_y)$ can be decomposed as a M -dimensional Hermitian matrix

$$H_m(k_y) = - \begin{bmatrix} h_1 & h_c & 0 & \cdots & h_c \\ h_c & h_2 & h_c & \cdots & 0 \\ 0 & h_c & h_3 & \cdots & 0 \\ \vdots & \vdots & \vdots & \ddots & \vdots \\ h_c & 0 & 0 & \cdots & h_M \end{bmatrix}, \quad (\text{B2})$$

where $h_i = 2 \cos(2\pi\alpha i + k_y)$ and $h_c = 1 + 2\lambda \cos k_y$. Using $U^{-1}H_m(k_y)U = E$, we exactly diagonalize the Hamiltonian. The eigenvalue E_l is the l th diagonal elements of E and the corresponding wave function u_{l,k_y} is the l th column vector of U , where l denotes the l th energy level. The wave functions and U matrix are expresses as

$$\begin{aligned} u_{l,k_y} &= [u_{l,k_y}(1), u_{l,k_y}(2), \dots, u_{l,k_y}(M)]^T, \\ U &= [u_{1,k_y}, u_{2,k_y}, \dots, u_{M,k_y}]. \end{aligned} \quad (\text{B3})$$

Consequently, the eigenmodes are

$$X_{l,k_y} = [u_{l,k_y}(1)a_{1,k_y}, u_{l,k_y}(2)a_{2,k_y}, \dots, u_{l,k_y}(m)a_{M,k_y}]. \quad (\text{B4})$$

The eigenmodes and the annihilation(creation) operators satisfy the following relationships

$$\begin{aligned} [X_{1,k_y}^\dagger, X_{2,k_y}^\dagger, \dots] &= [a_{1,k_y}^\dagger, a_{2,k_y}^\dagger, \dots] \times U, \\ [a_{1,k_y}^\dagger, a_{2,k_y}^\dagger, \dots] &= [X_{1,k_y}^\dagger, X_{2,k_y}^\dagger, \dots] \times U^{-1}. \end{aligned} \quad (\text{B5})$$

Since the Hamiltonian $H_m(k_y)$ is Hermitian, U is a unitary matrix i.e., $U^{-1} = U^T$ and

$$[u_{1,k_y}, u_{2,k_y}, \dots]^{-1} = [u_{1,k_y}, u_{2,k_y}, \dots]^T.$$

Eventually, the annihilation operators in real space can be rewritten as

$$\begin{aligned} a_{x,y}^\dagger &= \frac{1}{\sqrt{N}} \sum_k e^{-ik_y y} a_{x,k_y}^\dagger \\ &= \frac{1}{\sqrt{N}} \sum_k \sum_{i=1}^M e^{-ik_y} u_{i,k} (x) X_{i,k}^\dagger. \end{aligned} \quad (\text{B6})$$

-
- [1] C. Cohen-Tannoudji, J. Dupont-Roc, and G. Grynberg, *Atom-Photon Interactions* (Wiley, 1998).
 - [2] V. P. Bykov, Spontaneous emission from a medium with a band spectrum, *Sov. J. Quantum Electronics* **4**, 861 (1975).
 - [3] E. Yablonovitch, Inhibited spontaneous emission in solid-state physics and electronics, *Phys. Rev. Lett.* **58**, 2059 (1987).
 - [4] U. Hoeppe, C. Wolff, J. Küchenmeister, J. Niegemann, M. Drescher, H. Benner, and K. Busch, Direct observation of non-Markovian radiation dynamics in 3D bulk photonic crystals, *Phys. Rev. Lett.* **108**, 043603 (2012).
 - [5] A. González-Tudela and J. I. Cirac, Non-Markovian quantum optics with three-dimensional state-dependent optical lattices, *Quantum* **2**, 97 (2018).
 - [6] M. S. J. Kwon, A. Lanuza, and D. Schneble, Dynamics of matter-wave quantum emitters in a structured vacuum, *Phys. Rev. Res.* **2**, 043307 (2020).
 - [7] V. S. Ferreira, J. Banker, A. Sipahigil, M. H. Matheny, A. J. Keller, E. Kim, M. Mirhosseini, and O. Painter, Collapse and revival of an artificial atom coupled to a structured photonic reservoir, *Phys. Rev. X* **11**, 041043 (2021).
 - [8] S. John and J. Wang, Quantum electrodynamics near a photonic band gap: Photon bound states and dressed atoms, *Phys. Rev. Lett.* **64**, 2418 (1990).
 - [9] P. Lambropoulos, G. M. Nikolopoulos, T. R. Nielsen, and S. Bay, Fundamental quantum optics in structured reservoirs, *Rep. Prog. Phys.* **63**, 455 (2000).
 - [10] Y. Plotnik, O. Peleg, F. Dreisow, M. Heinrich, S. Nolte, A. Szameit, and M. Segev, Experimental observation of optical bound states in the continuum, *Phys. Rev. Lett.* **107**, 183901 (2011).
 - [11] J. S. Douglas, H. Habibian, C.-L. Hung, A. V. Gorshkov, H. J. Kimble, and D. E. Chang, Quantum many-body models with cold atoms coupled to photonic crystals, *Nat. Photonics* **9**, 326 (2015).
 - [12] L. Krinner, M. Stewart, A. Pazmiño, J. Kwon, and D. Schneble, Spontaneous emission of matter waves from a tunable open quantum system, *Nature* **559**, 589 (2018).
 - [13] C. Vega, M. Bello, D. Porras, and A. González-Tudela, Qubit-photon bound states in topological waveguides with long-range hoppings, *Phys. Rev. A* **104**, 053522 (2021).
 - [14] M. Scigliuzzo, G. Calajò, F. Ciccarello, D. Perez Lozano, A. Bengtsson, P. Scarlino, A. Wallraff, D. Chang, P. Delsing, and S. Gasparinetti, Controlling atom-photon bound states in an array of Josephson-junction resonators, *Phys. Rev. X* **12**, 031036 (2022).
 - [15] J. D. Joannopoulos, S. G. Johnson, J. N. Winn, and R. D. Meade, *Photonic Crystals* (Princeton University Press, 2011).
 - [16] W.-J. Chen, S.-J. Jiang, X.-D. Chen, B. Zhu, L. Zhou, J.-W. Dong, and C. T. Chan, Experimental realization of photonic topological insulator in a uniaxial metacrystal waveguide, *Nat. Commun.* **5** (2014).
 - [17] P. D. Nation, M. P. Blencowe, A. J. Rimberg, and E. Buks, Analogue Hawking radiation in a dc-SQUID array transmission line, *Phys. Rev. Lett.* **103**, 087004 (2009).
 - [18] Z. Tian and J. Du, Analogue hawking radiation and quantum soliton evaporation in a superconducting circuit, *Eur. Phys. J. C* **79** (2019).
 - [19] H. Katayama, N. Hatakenaka, and T. Fujii, Analogue Hawking radiation from black hole solitons in quantum Josephson transmission lines, *Phys. Rev. D* **102**, 086018 (2020).
 - [20] T. Ramos, B. Vermersch, P. Hauke, H. Pichler, and P. Zoller, Non-Markovian dynamics in chiral quantum networks with spins and photons, *Phys. Rev. A* **93**, 062104 (2016).
 - [21] S. Barik, A. Karasahin, C. Flower, T. Cai, H. Miyake, W. DeGottardi, M. Hafezi, and E. Waks, A topological quantum optics interface, *Science* **359**, 666 (2018).

- [22] X. Wang, Z.-M. Gao, J.-Q. Li, H.-B. Zhu, and H.-R. Li, Unconventional quantum electrodynamics with a Hofstadter-ladder waveguide, *Phys. Rev. A* **106**, 043703 (2022).
- [23] H. Siampour, C. O'Rourke, A. J. Brash, M. N. Makhonin, R. Dost, D. J. Hallett, E. Clarke, P. K. Patil, M. S. Skolnick, and A. M. Fox, Observation of large spontaneous emission rate enhancement of quantum dots in a broken-symmetry slow-light waveguide, *npj Quantum Inf.* **9** (2023).
- [24] S. Barik, A. Karasahin, S. Mittal, E. Waks, and M. Hafezi, Chiral quantum optics using a topological resonator, *Phys. Rev. B* **101**, 205303 (2020).
- [25] M. Bello, G. Platero, J. I. Cirac, and A. González-Tudela, Unconventional quantum optics in topological waveguide QED, *Sci. Adv.* **5** (2019).
- [26] T. Ozawa, H. M. Price, A. Amo, N. Goldman, M. Hafezi, L. Lu, M. C. Rechtsman, D. Schuster, J. Simon, O. Zilberberg, and I. Carusotto, Topological photonics, *Rev. Mod. Phys.* **91**, 015006 (2019).
- [27] I. García-Elcano, A. González-Tudela, and J. Bravo-Abad, Tunable and robust long-range coherent interactions between quantum emitters mediated by Weyl bound states, *Phys. Rev. Lett.* **125**, 163602 (2020).
- [28] A. V. Poshakinskiy, J. Zhong, Y. Ke, N. A. Olekhno, C. Lee, Y. S. Kivshar, and A. N. Poddubny, Quantum Hall phases emerging from atom-photon interactions, *npj Quantum Inf.* **7** (2021).
- [29] N. Rivera and I. Kaminer, Light-matter interactions with photonic quasiparticles, *Nat. Rev. Phys.* **2**, 538 (2020).
- [30] L. Leonforte, A. Carollo, and F. Ciccarello, Vacancy-like dressed states in topological waveguide QED, *Phys. Rev. Lett.* **126**, 063601 (2021).
- [31] L. Ruks and T. Busch, Green's functions of and emission into discrete anisotropic and hyperbolic baths, *Phys. Rev. Res.* **4**, 023044 (2022).
- [32] M. Bello and J. I. Cirac, Topological effects in two-dimensional quantum emitter systems, *Phys. Rev. B* **107**, 054301 (2023).
- [33] D. Fernández-Fernández and A. González-Tudela, Tunable directional emission and collective dissipation with quantum metasurfaces, *Phys. Rev. Lett.* **128**, 113601 (2022).
- [34] W.-J. Cheng, Z.-H. Wang, and Y.-X. Liu, Topology and retardation effect of a giant atom in a topological waveguide, *Phys. Rev. A* **106**, 033522 (2022).
- [35] L. Du, Y.-T. Chen, Y. Zhang, Y. Li, and J.-H. Wu, Decay dynamics of a giant atom in a structured bath with broken time-reversal symmetry (2022).
- [36] A. González-Tudela and J. I. Cirac, Markovian and non-Markovian dynamics of quantum emitters coupled to two-dimensional structured reservoirs, *Phys. Rev. A* **96**, 043811 (2017).
- [37] A. González-Tudela and J. I. Cirac, Quantum emitters in two-dimensional structured reservoirs in the nonperturbative regime, *Phys. Rev. Lett.* **119**, 143602 (2017).
- [38] A. Gonzalez-Tudela and J. I. Cirac, Exotic quantum dynamics and purely long-range coherent interactions in dirac conelike baths, *Phys. Rev. A* **97**, 043831 (2018).
- [39] K. v. Klitzing, G. Dorda, and M. Pepper, New method for high-accuracy determination of the fine-structure constant based on quantized hall resistance, *Phys. Rev. Lett.* **45**, 494 (1980).
- [40] D. C. Tsui, H. L. Stormer, and A. C. Gossard, Two-dimensional magnetotransport in the extreme quantum limit, *Phys. Rev. Lett.* **48**, 1559 (1982).
- [41] R. B. Laughlin, Anomalous quantum Hall effect: An incompressible quantum fluid with fractionally charged excitations, *Phys. Rev. Lett.* **50**, 1395 (1983).
- [42] B. I. Halperin, Quantized Hall conductance, current-carrying edge states, and the existence of extended states in a two-dimensional disordered potential, *Phys. Rev. B* **25**, 2185 (1982).
- [43] K. von Klitzing, T. Chakraborty, P. Kim, V. Madhavan, X. Dai, J. McIver, Y. Tokura, L. Savary, D. Smirnova, A. M. Rey, C. Felser, J. Gooth, and X. Qi, 40 years of the quantum Hall effect, *Nat. Rev. Phys.* **2**, 397 (2020).
- [44] M. Hafezi, E. A. Demler, M. D. Lukin, and J. M. Taylor, Robust optical delay lines with topological protection, *Nat. Phys.* **7**, 907 (2011).
- [45] M. Hafezi, S. Mittal, J. Fan, A. Migdall, and J. M. Taylor, Imaging topological edge states in silicon photonics, *Nat. Photonics* **7**, 1001 (2013).
- [46] Y. Poo, R.-X. Wu, Z. Lin, Y. Yang, and C. T. Chan, Experimental realization of self-guiding unidirectional electromagnetic edge states, *Phys. Rev. Lett.* **106**, 093903 (2011).
- [47] K. Fang, Z. Yu, and S. Fan, Realizing effective magnetic field for photons by controlling the phase of dynamic modulation, *Nat. Photonics* **6**, 782 (2012).
- [48] A. B. Khanikaev and G. Shvets, Two-dimensional topological photonics, *Nat. Photonics* **11**, 763 (2017).
- [49] X. S. Wang, Y. Su, and X. R. Wang, Topologically protected unidirectional edge spin waves and beam splitter, *Phys. Rev. B* **95**, 014435 (2017).
- [50] S. Liu, W. Gao, Q. Zhang, S. Ma, L. Zhang, C. Liu, Y. J. Xiang, T. J. Cui, and S. Zhang, Topologically protected edge state in two-dimensional Su-Schrieffer-Heeger circuit, *Research* **2019** (2019).
- [51] D. R. Hofstadter, Energy levels and wave functions of bloch electrons in rational and irrational magnetic fields, *Phys. Rev. B* **14**, 2239 (1976).
- [52] D. De Bernardis, Z.-P. Ciani, I. Carusotto, M. Hafezi, and P. Rabl, Light-matter interactions in synthetic magnetic fields: Landau-photon polaritons, *Phys. Rev. Lett.* **126**, 103603 (2021).
- [53] C. Vega, D. Porras, and A. González-Tudela, Topological multimode waveguide QED, *Phys. Rev. Res.* **5**, 023031 (2023).
- [54] L. D. Landau and E. Lifshitz, *Quantum Mechanics: Non-Relativistic Theory 3rd edn* (Butterworth-Heinemann, 1981).
- [55] P. G. Harper, Single band motion of conduction electrons in a uniform magnetic field, *Proc. Phys. Soc. London, Sect. A* **68**, 874 (1955).
- [56] S. Raghu and F. D. M. Haldane, Analogs of quantum-Hall-effect edge states in photonic crystals, *Phys. Rev. A* **78**, 033834 (2008).
- [57] F. D. M. Haldane and S. Raghu, Possible realization of directional optical waveguides in photonic crystals with broken time-reversal symmetry, *Phys. Rev. Lett.* **100**, 013904 (2008).
- [58] D. Jaksch and P. Zoller, Creation of effective magnetic fields in optical lattices: the Hofstadter butterfly for cold neutral atoms, *New J. Phys.* **5**, 56 (2003).
- [59] M. Aidelsburger, M. Atala, M. Lohse, J. T. Barreiro, B. Paredes, and I. Bloch, Realization of the Hofstadter

- hamiltonian with ultracold atoms in optical lattices, *Phys. Rev. Lett.* **111**, 185301 (2013).
- [60] H. Miyake, G. A. Siviloglou, C. J. Kennedy, W. C. Burton, and W. Ketterle, Realizing the Harper hamiltonian with laser-assisted tunneling in optical lattices, *Phys. Rev. Lett.* **111**, 185302 (2013).
- [61] C. R. Dean, L. Wang, P. Maher, C. Forsythe, F. Ghahari, Y. Gao, J. Katoch, M. Ishigami, P. Moon, M. Koshino, T. Taniguchi, K. Watanabe, K. L. Shepard, J. Hone, and P. Kim, Hofstadter's butterfly and the fractal quantum Hall effect in moiré superlattices, *Nature* **497**, 598 (2013).
- [62] M. Aidelsburger, M. Lohse, C. Schweizer, M. Atala, J. T. Barreiro, S. Nascimbène, N. R. Cooper, I. Bloch, and N. Goldman, Measuring the Chern number of Hofstadter bands with ultracold bosonic atoms, *Nat. Phys.* **11**, 162 (2014).
- [63] P. Roushan, C. Neill, J. Tangpanitanon, V. M. Bastidas, A. Megrant, R. Barends, Y. Chen, Z. Chen, B. Chiaro, A. Dunsworth, A. Fowler, B. Foxen, M. Giustina, E. Jeffrey, J. Kelly, E. Lucero, J. Mutus, M. Neeley, C. Quintana, D. Sank, A. Vainsencher, J. Wenner, T. White, H. Neven, D. G. Angelakis, and J. Martinis, Spectroscopic signatures of localization with interacting photons in superconducting qubits, *Science* **358**, 1175 (2017).
- [64] F. Dreisow, A. Szameit, M. Heinrich, T. Pertsch, S. Nolte, and A. Tünnermann, Second-order coupling in femtosecond-laser-written waveguide arrays, *Opt. Lett.* **33**, 2689 (2008).
- [65] G. Wang, J. P. Huang, and K. W. Yu, Nontrivial bloch oscillations in waveguide arrays with second-order coupling, *Opt. Lett.* **35**, 1908 (2010).
- [66] F. Dreisow, G. Wang, M. Heinrich, R. Keil, A. Tünnermann, S. Nolte, and A. Szameit, Observation of anharmonic Bloch oscillations, *Opt. Lett.* **36**, 3963 (2011).
- [67] K. Sasaki, S. Murakami, and R. Saito, Stabilization mechanism of edge states in graphene, *Appl. Phys. Lett.* **88**, 113110 (2006).
- [68] M. Bellec, U. Kuhl, G. Montambaux, and F. Mortesagne, Tight-binding couplings in microwave artificial graphene, *Phys. Rev. B* **88**, 115437 (2013).
- [69] M. Chakraborty, A. N. Das, and A. Chakrabarti, Study of the one-dimensional holstein model with next-nearest-neighbor hopping, *J. Phys.: Condens. Matter* **23**, 025601 (2010).
- [70] C. J. Chandler, C. Prosko, and F. Marsiglio, The effect of next-nearest neighbour hopping in the one, two, and three dimensional holstein model, *Sci. Rep.* **6** (2016).
- [71] J. Schulz, J. Noh, W. A. Benalcazar, G. Bahl, and G. von Freymann, Photonic quadrupole topological insulator using orbital-induced synthetic flux, *Nat. Commun.* **13** (2022).
- [72] C.-X. Du, N. Xu, L. Du, Y. Zhang, and J.-H. Wu, Topological edge states controlled by next-nearest-neighbor coupling and Peierls phase in a PT-symmetric trimerized lattice, *Opt. Express* **29**, 37722 (2021).
- [73] M. Serra-Garcia, V. Peri, R. Süssstrunk, O. R. Bilal, T. Larsen, L. G. Villanueva, and S. D. Huber, Observation of a phononic quadrupole topological insulator, *Nature* **555**, 342 (2018).
- [74] J. Petersen, J. Volz, and A. Rauschenbeutel, Chiral nanophotonic waveguide interface based on spin-orbit interaction of light, *Science* **346**, 67 (2014).
- [75] P. Lodahl, S. Mahmoodian, S. Stobbe, A. Rauschenbeutel, P. Schneeweiss, J. Volz, H. Pichler, and P. Zoller, Chiral quantum optics, *Nature (London)* **541**, 473 (2017).
- [76] G. Calajó, M. J. A. Schuetz, H. Pichler, M. D. Lukin, P. Schneeweiss, J. Volz, and P. Rabl, Quantum acousto-optic control of light-matter interactions in nanophotonic networks, *Phys. Rev. A* **99**, 053852 (2019).
- [77] X. Wang and H.-R. Li, Chiral quantum network with giant atoms, *Quantum Sci. Technol.* **7**, 035007 (2022).
- [78] X. Wang, Y.-F. Lin, J.-Q. Li, W.-X. Liu, and H.-R. Li, Chiral SQUID-metamaterial waveguide for circuit-QED, *New J. Phys.* **24**, 123010 (2022).
- [79] Z. Wang, Y. Chong, J. D. Joannopoulos, and M. Soljačić, Observation of unidirectional backscattering-immune topological electromagnetic states, *Nature* **461**, 772 (2009).
- [80] Z. A. Kudyshev, A. V. Kildishev, A. Boltasseva, and V. M. Shalaev, Photonic topological phase transition on demand, *Nanophotonics* **8**, 1349 (2019).
- [81] D. De Bernardis, F. Piccioli, P. Rabl, and I. Carusotto, *Chiral quantum optics in the bulk of photonic quantum Hall systems* (2023).
- [82] F. Harper, S. H. Simon, and R. Roy, Perturbative approach to flat Chern bands in the Hofstadter model, *Phys. Rev. B* **90**, 075104 (2014).
- [83] P. R. Wallace, The band theory of graphite, *Phys. Rev.* **71**, 622 (1947).
- [84] S. Reich, J. Maultzsch, C. Thomsen, and P. Ordejón, Tight-binding description of graphene, *Phys. Rev. B* **66**, 035412 (2002).