

Greybox Penetration Testing on Cloud Access Control with IAM Modeling and Deep Reinforcement Learning

Yang Hu*

The University of Texas at Austin
Austin, Texas, USA
huyang@utexas.edu

Wenxi Wang*

The University of Texas at Austin
Austin, Texas, USA
wenxiw@utexas.edu

Mohit Tiwari

The University of Texas at Austin
Austin, Texas, USA
tiwari@austin.utexas.edu

ABSTRACT

Identity and Access Management (IAM) is an access control service in cloud platforms. To securely manage cloud resources, customers are required to configure IAM to specify the access control rules for their cloud organizations. However, IAM misconfiguration may be exploited to perform privilege escalation attacks, which can cause severe economic loss. To detect privilege escalations due to IAM misconfigurations, existing third-party cloud security services apply whitebox penetration testing techniques, which require the access of complete IAM configurations. This requirement might cause problems such as information disclosure and anonymization.

To mitigate the limitation, we propose a greybox penetration testing approach called TAC for third-party services to detect IAM privilege escalations, without requiring the access of complete IAM configurations. The idea is to intelligently query a limited amount of information that is only related to IAM privilege escalation detection. Cloud customers are allowed to specify which entities such as users and services (automatically anonymized by TAC) in their IAM configurations can be queried, and also limit the maximum number of queries. To realize the idea, we 1) propose abstract IAM modeling to detect IAM privilege escalations based on the collected partial information; 2) apply Reinforcement Learning (RL) with Graph Neural Networks (GNNs) to learn to make as few queries as possible. To pretrain and evaluate TAC with enough diverse tasks, we propose an IAM privilege escalation task generator called IAMVulGen. Experimental results show that TAC detects IAM privilege escalations with significantly lower false negative rates than baselines with high query efficiency, on both our task set and the only publicly available privilege escalation task set called IAM Vulnerable.

1 INTRODUCTION

IAM [5] refers to an access control service in cloud platforms. It aims to securely manage the access to resources based on an IAM *configuration* specified by cloud customers with the access control rules in their cloud organizations. An IAM configuration consists of two components: entities (e.g., users and services such as Amazon EC2 instances) and permissions. Given a service request and an IAM configuration, IAM is able to check if the request obeys or violates the IAM configuration, and decide if the request should be allowed or denied.

Therefore, the correctness of IAM configurations plays an essential role in the effectiveness of the cloud access control. Incorrect IAM configurations, namely IAM *misconfigurations*, can cause adverse security consequences such as data breaches, denial of services and resource hijacking [15, 26–29], which have led to trillions of dollars loss worldwide in recent years [16]. IAM

privilege escalation [18, 21, 23] is an attack towards cloud access control which exploits the IAM design flaw to obtain additional permissions for performing sensitive operations or accessing sensitive data/resources. One of the most common ways to realize IAM privilege escalations is to exploit IAM misconfigurations: the misconfigured IAM may allow the attacker to modify its configuration so that the attacker is allowed by the modified IAM configuration to obtain additional permissions. There is a famous real-world IAM privilege escalation due to misconfiguration in 2019 [27], leaking about 100 million credit card information in a US-based financial institute (details are illustrated in Section 3.1.2).

To mitigate this issue, several cloud security services have been released to detect privilege escalations due to IAM misconfigurations. There are two kinds of services: 1) *native* cloud security services [7, 10–13, 30] provided by cloud providers, and 2) *third-party* cloud security services provided by cloud security startups, labs, open-source organizations, etc [1]. Native services usually aim to provide basic security guarantees for cloud customers, while third-party services aim to provide specialized security guarantees for cloud customers with complex and diverse demands [32].

In this paper, we focus on third-party cloud security services for detecting privilege escalations due to IAM misconfigurations. To our knowledge, all existing third-party services apply *whitebox* penetration testing techniques [19, 24, 25, 31], which require the access of complete IAM configurations. However, cloud customers are usually reluctant to share their complete configurations, which would disclose sensitive information of their cloud organizations. In practice, they usually have to anonymize their IAM configurations before using third-party services, which requires lots of manual effort, and may reduce the detection accuracy of the whitebox penetration testing.

To mitigate the limitation of whitebox penetration testing, we propose a precise *greybox* penetration testing approach called TAC (Testing Access Control) to detect IAM privilege escalations based on limited information of IAM configurations. The idea is to have an intelligent *query* mechanism to send queries which are simulated requests to collect a limited amount of permission assignment information (i.e., which entity in the IAM configuration is assigned with which permission). To avoid excessive information leakage, TAC allows the cloud customers to 1) specify which entities (automatically anonymized by TAC) in their IAM configurations are allowed to be queried with the permission assignment information, namely the *configuration visibility*; 2) limit the maximum amount of queries, namely the *query budget*.

To achieve the greybox penetration testing with the intelligent query mechanism, TAC needs to overcome two challenges: 1) detecting privilege escalations based on partial information of IAM

* these authors contributed equally to this work.

configurations collected by queries, and 2) learning to generate as few queries as possible to perform the detection within the query budget. To overcome the first one, we propose abstract modeling for IAM configurations based on the defined Permission Flow Graph with predefined abstract states and rules for updating the configuration with partial information provided by the queries. To overcome the second one, we formulate our problem into an RL problem, and apply GNN-based deep RL with pretraining to solve the problem.

To the best of our knowledge, there is only one publicly available IAM privilege escalation task set called IAM Vulnerable [2] containing only 31 tasks. However, the pretraining and evaluation of TAC require a large number of diverse tasks. Regarding this, we propose our task generator called IAMVulGen which can randomly generate IAM privilege escalation tasks from a large entity and permission space with diverse types manually identified from AWS official documentations [5, 6, 9] and studies on IAM privilege escalations [18, 21, 23, 34].

In our experiments, for dataset, we apply IAMVulGen to generate a pretraining set containing 500 tasks and a testing set containing another 500 tasks. For baselines, since there is no existing greybox or blackbox IAM penetration testing tools that we are aware of, we adapt three state-of-the-art whitebox IAM penetration testing tools, namely Pacu [24], Cloudsplaining [31] and PMapper [19] into three greybox testing tools, namely Q-Pacu, Q-Cloud and Q-PMapper, respectively. In addition, to understand how the proposed RL approach performs, we also build three variants of TAC.

Experimental results show that TAC performs with the lowest false negative rates than all baselines on our testing set under all seven predefined small query budgets. In addition, TAC consumes significantly fewer queries than its three variants on our testing set, showing the superiority of our RL-based query strategy. Furthermore, for the only publicly available task set IAM Vulnerable [2], TAC is able to detect 23 privilege escalation tasks under a query budget of 10, and all 31 tasks with a query budget of 20, which significantly outperforms Q-Pacu, Q-Cloud and Q-PMapper which detect no more than 15 tasks. The contributions of this paper are:

Approach. To our knowledge, TAC is the first greybox penetration testing tool for third-party cloud security services to detect IAM privilege escalations due to IAM misconfigurations.

Implementation. TAC is implemented as a prototype for AWS. An IAM privilege escalation task generator IAMVulGen is also implemented to facilitate TAC’s training and evaluation.

Evaluation. TAC is evaluated on our task set and IAM Vulnerable. Results show that TAC detects IAM privilege escalations with significantly low false negative rate and high query efficiency.

2 RELATED WORK

For IAM privilege escalation detection, third-party cloud security teams only focus on building whitebox cloud penetration testing tools. These tools can be classified into two kinds: the *pattern-based* approach and the *graph-based* approach. For the pattern-based approach, Gietzen was the first to identify 21 typical IAM privilege escalation patterns [18]. Two whitebox detectors Pacu [24] and Cloudsplaining [31] select relevant privilege escalation patterns

identified by Gietzen to discover the IAM privilege escalations. However, these tools do not support detecting *transitive privilege escalations* (i.e., attackers gain sensitive permissions indirectly through intermediate entities) [3].

Graph-based approaches are proposed to mitigate this limitation. PMapper [19] models the authentication relation between users/roles (i.e., whether a user/role can be authenticated as another user/role through permissions) in an IAM configuration as a directed graph. With the graph modeling, PMapper detects transitive privilege escalations by checking if a non-admin user/role can be authenticated as an admin user. AWSPIX [25] applies similar graph modeling, and further visualizes the detected privilege escalations. Existing graph-based approaches have two limitations: 1) the graph modeling considers only authentications between users/roles, ignoring possible privilege escalations among other entity types (e.g., services) or caused by non-authentication strategies (e.g., changing the default version of an IAM policy [4]); 2) they ignore the fact that privilege escalations can be realized by obtaining sensitive permissions from non-admin entities.

TAC models the IAM configuration based on our defined permission flow graph which is more comprehensive for detecting privilege escalations w.r.t. both admin and non-admin entities with all possible types. Furthermore, as a greybox penetration testing tool, TAC detects privilege escalations using partial information of an IAM configuration through abstract graph-based modeling.

3 IAM MODELING

We first introduce the basics of IAM configurations and privilege escalations on IAM (Section 3.1). We then present our *concrete IAM modeling* using the proposed *Permission Flow Graph* (PFG) (Section 3.2). Based on the concrete modeling, we further propose our *abstract IAM modeling*, which provides the foundation of our greybox penetration testing (Section 3.3).

3.1 Preliminaries

3.1.1 IAM Configuration. IAM configuration consists of three components: subjects, roles and permissions. Subjects (i.e., users, user groups and services) can actively perform actions. Permissions refer to privileges of performing operations. Roles are created to represent job functions, responsibilities, and privileges within an organization. A subject/role in an IAM configuration can obtain permissions in both direct and indirect ways. Permissions can be directly assigned to users, user groups and roles; permissions assigned to a subject/role can be indirectly assigned to another subject/role in several ways. For example, permissions assigned to a role can be indirectly assigned to a user who assumes the role (i.e., become a member of the role); permissions assigned to a user group can be indirectly assigned to a user in the user group. Figure 1a shows an illustrative IAM configuration example. User 1 and User 2 are added in a user group called Group 1. Since Perm 2 is directly assigned to Group 1, users (i.e., User 1 and User 2) in Group 1 can indirectly obtain Perm 2. In addition, both User 2 and Service 1 obtain Perm 3 indirectly by assuming Role 2.

3.1.2 Privilege Escalations due to IAM Misconfiguration. The privilege escalation on IAM [18, 21, 23] is the act of exploiting the IAM design flaw to obtain additional permission for performing the

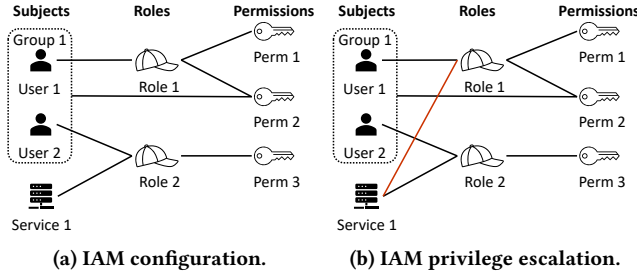


Figure 1: Illustrative examples of IAM configuration and IAM privilege escalation.

sensitive operation or accessing sensitive data/resources. The misconfigured IAM may allow the attacker to change its configuration so that the attacker is allowed by the modified IAM configuration to obtain additional sensitive permission.

Figure 1b shows a privilege escalation due to the illustrative IAM misconfiguration example in Figure 1a, which is derived from the famous real-world IAM privilege escalation in 2019 (mentioned in Section 1). Service 1 is compromised by the attacker, Perm 1 is the permission that the attacker targets to obtain, and Perm 3 is the permission of assuming Role 1. To obtain the permission Perm 1, the compromised Service 1 may use Perm 3 to assume Role 1 (represented as a red line in Figure 1b). Since Role 1 is assigned with Perm 1, the compromised Service 1 will be indirectly assigned with Perm 1 by assuming Role 1.

3.2 Concrete IAM Modeling

3.2.1 PFG. To present PFG, we introduce two new terms: *entity* and *permission flow*. An entity represents either a subject or a role in an IAM configuration. For example, Group 1, User 1, User 2, Service 1, Role 1 and Role 2 are the entities of the illustrative IAM configuration shown in Figure 1a. A permission flow models an indirect permission assignment from one entity to another. Note that whether there is a permission flow between two entities depends on the types of the two entities. Details about identifying permission flows between entities is introduced in Section 4.4. Each permission flow has a *flow state* representing whether the permission flow is currently enabled or disabled. If a permission flow from entity e_1 to entity e_2 is enabled, all permissions assigned to e_1 can be automatically assigned to e_2 ; otherwise (i.e., the permission flow state is disabled), the permissions cannot be automatically assigned.

Next, we define the permission space P . We identify two types of permissions which can be utilized by the compromised entity to possibly obtain the target permission. We call them Type-I and Type-II permissions. We will introduce the two types of permissions in detail in Section 3.3.1. Our permission space P consists of all Type-I permissions (denoted as P_I), all Type-II permissions (denoted as P_{II}) and the target permission (if the target permission is neither the Type-I nor Type-II permission).

Now, we introduce our PFG to concretely model an IAM configuration. A PFG includes entities as its nodes and permission flows as its edges. Formally, a PFG is defined as a tuple $G = (E, F, \mathcal{A}, \mathcal{W})$, where E denotes the entity space; $F \subseteq E \times E$ denotes a set of permission flows; $\mathcal{A} : E \mapsto 2^P$ denotes a permission assignment function which maps an entity to a set of permissions; $\mathcal{W} : F \mapsto$

$\{\text{true}, \text{false}\}$ denotes a concrete flow state function which outputs whether a permission flow is currently enabled (denoted as true) or disabled (denoted as false). Figure 2a shows a PFG which straightforwardly models the IAM configuration example shown in Figure 1a. Three entities (i.e., Group 1, Role 1 and Role 2) are directly assigned with permissions. Three enabled permission flows (highlighted in green) represents indirect permission assignments.

3.2.2 Permission Flow Function. Given a PFG $G = (E, F, \mathcal{A}, \mathcal{W})$, we define the permission flow function returning a new PFG $G' = (E, F, \mathcal{A}', \mathcal{W})$ by performing one permission flow iteration. The permission flow function \mathcal{M} is defined as $G' = \mathcal{M}(G)$ where

$$\mathcal{A}'(e_2) = \bigcup_{\{(e_1, e_2) \in F \mid \mathcal{W}(e_1, e_2) = \text{true}\}} \mathcal{A}(e_1) \cup \mathcal{A}(e_2)$$

meaning that, for each entity e_2 , all permissions of the entities which have enabled permission flows to e_2 are assigned to e_2 .

3.2.3 Concrete IAM Configuration Modeling. Given a PFG G , we perform the fixed point iteration w.r.t. the permission flow function \mathcal{M} on G . The resulting PFG denoted as G' is our concrete model of the IAM configuration. Formally, $G' = \mathcal{M}^*(G)$, where \mathcal{M}^* refers to the fixed point iteration of \mathcal{M} (i.e., $\mathcal{M}^*(G) = \mathcal{M}^n(G)$ s.t. $\mathcal{M}^n(G) = \mathcal{M}^{n-1}(G)$). Figure 2b shows a concrete modeling of the illustrative IAM configuration example shown in Figure 1a, which is the fixed point of the PFG in Figure 2a. Based on five enabled permission flows, the PFG is updated with indirect permission assignments: Entity 2 and Entity 3 indirectly obtain Perm 2 from Entity 1; Entity 3 and Entity 6 indirectly obtain Perm 3 from Entity 5; Entity 2 indirectly obtains Perm 1 and Perm 2 from Entity 4. The resulting PFG cannot be updated further by any indirect permission assignments, which is taken as the fixed point.

3.2.4 Concrete Privilege Escalation Detection. To introduce how we concretely model the privilege escalation of a given IAM configuration, we first introduce two new terms: the *compromised entity* which is the entity controlled by the attacker, and the *target permission* which is the permission that the attacker tries to make the compromised entity to obtain. According to the privilege escalation example shown in Figure 1b, Service 1, which is Entity 6 in the concrete modeling shown in Figure 2b, is a compromised entity; Perm 1 is the target permission.

An IAM configuration has a *privilege escalation* iff the compromised entity can obtain the target permission through the permissions assigned to the compromised entity. Formally, let $G_0 = (E_0, F_0, \mathcal{A}_0, \mathcal{W}_0)$ be an initial IAM configuration, u be the compromised entity, and $l \in P \setminus \mathcal{A}_0(u)$ be a target permission; the concrete IAM configuration G_0 has a privilege escalation iff there exists a sequence of permissions p_1, \dots, p_n , where $p_i \in \mathcal{A}_{i-1}(u)$, and a modified IAM configuration $G_n = (E_n, F_n, \mathcal{A}_n, \mathcal{W}_n)$ such that

$$G_0 \xrightarrow{p_1} G_1 \dots \xrightarrow{p_n} G_n \wedge l \in \mathcal{A}_n(u),$$

where $G_{i-1} \xrightarrow{p_i} G_i$ annotates that the concrete IAM configuration G_{i-1} is modified to G_i by the compromised entity u through the permission $p_i \in \mathcal{A}_{i-1}(u)$.

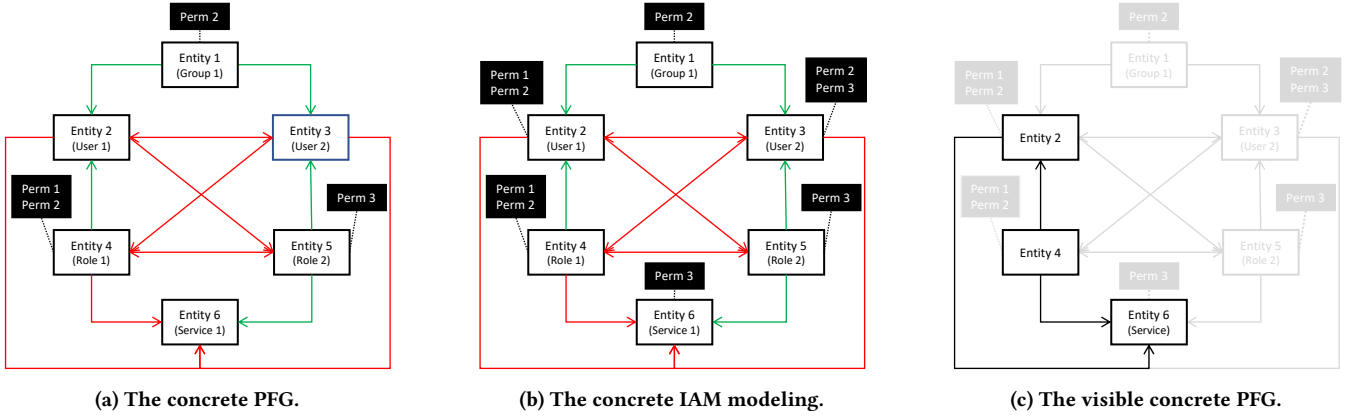


Figure 2: PFGs of the example shown in Figure 1a. Permission flows with enabled states are annotated in green; with disabled states are annotated in red; with unknown states are annotated in black.

3.3 Abstract IAM Modeling

Concrete privilege escalation modeling requires a complete IAM configuration, which may cost much anonymization effort. To address this issue, TAC allows cloud customers to specify their IAM configuration visibility. In detail, cloud customers are able to choose a subset of entities and the permission flows among them to be visible to TAC. Note that each visible entity is automatically anonymized as a randomly generated entity ID, except that the compromised entity type is needed by TAC (how such entity type information is utilized by TAC is introduced in Section 4.3.3). In sum, only IDs of visible entities, permission flows with unknown states among these entities, and the compromised entity type are accessible information to TAC. Figure 2c shows the visible information of the concrete IAM configuration model (shown in Figure 2b) to TAC.

To detect privilege escalations using such limited prior knowledge of an IAM configuration, TAC sends queries to obtain only necessary permission assignment information among visible entities. We propose abstract IAM modeling for the query-based privilege escalation detection, which provides the foundation of TAC.

3.3.1 Abstract PFG. As mentioned in Section 3.2.1, Type-I and Type-II permissions can help the compromised entity to obtain the target permission. Specifically, a Type-I permission, if being assigned to an entity, allows it to enable a permission flow; a Type-II permission s , if being assigned to an entity, allows the entity to directly assign a target permission or a Type-I permission t_s to an entity e_s . For example, the permission adding a user to a user group is a Type-I permission. The permission attaching an IAM policy to a user is a Type-II permission, as it directly assigns each permission in the policy to the user.

To simplify the abstract modeling, we convert each Type-II permission into a Type-I permission. For each Type-II permission s , we 1) add a *pseudo entity* β_s assigned with the corresponding target or Type-I permission t_s , and 2) add the *pseudo permission flow* from the pseudo entity β_s to the corresponding entity e_s . This way, each Type-II permission s becomes a Type-I permission which allows the assigned entity to enable the pseudo permission flow from the pseudo entity β_s to the corresponding entity e_s . To this end, we define our abstract entity space \hat{E} and abstract permission flow space \hat{F} by extending the visible entity space $E_{vis} \subseteq E$ and the

visible permission flow space $F_{vis} \subseteq F$, with the pseudo entities and pseudo permission flows, respectively. Formally, $\hat{E} = E_{vis} \cup \{\beta_s | s \in P_{II} \wedge e_s \in E_{vis}\}$, and $\hat{F} = F_{vis} \cup \{(\beta_s, e_s) | s \in P_{II} \wedge e_s \in E_{vis}\}$.

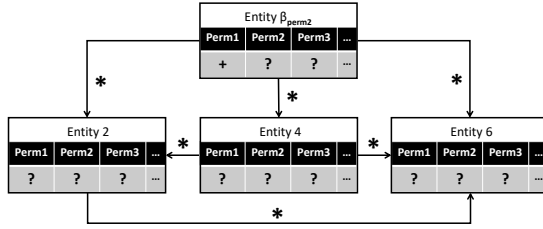
Next we define our abstract entity-permission state function $\hat{\mathcal{A}} : \hat{E} \times P \mapsto \{?, +\}$ maps each entity-permission pair to an abstract state. $\hat{\mathcal{A}}(e, p) = ?$ means that it is unknown whether the permission p can be assigned to the entity e or not; $\hat{\mathcal{A}}(e, p) = +$ means that the permission p can be assigned to the entity e , either directly or indirectly. Initially, the entity-permission state function assigns $?$ to all entity-permission pairs except for the pairs of each pseudo entity and the corresponding Type-I or target permission (involved in the Type-II permission). Formally, the initial abstract entity-permission state function $\hat{\mathcal{A}}_{init}(e, p)$ is defined as

$$\hat{\mathcal{A}}_{init}(e, p) = \begin{cases} +, & \exists s \in P_{II}. e = \beta_s \wedge p = t_s, \\ ?, & \text{otherwise.} \end{cases}$$

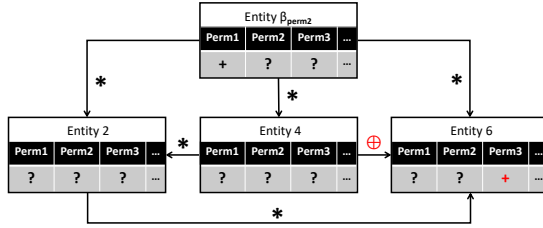
The abstract permission flow state function $\hat{\mathcal{W}} : \hat{F} \mapsto \{*, \oplus\}$ maps each permission flow to an abstract state. $\hat{\mathcal{W}}(f) = *$ means that it is unknown whether the permission flow f can be enabled or not; $\hat{\mathcal{W}}(f) = \oplus$ means that the permission flow can be enabled. Initially, the states of all permission flows are mapped to $*$, which is defined as

$$\forall f \in \hat{F}. \hat{\mathcal{W}}_{init}(f) = *$$

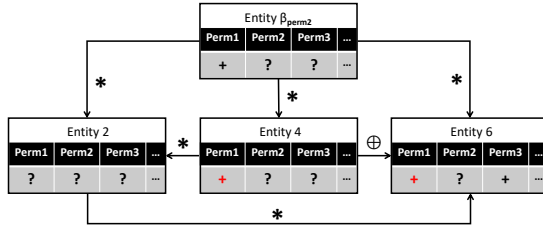
We define our abstract PFG as a tuple $\hat{G} = (\hat{E}, \hat{F}, \hat{\mathcal{A}}, \hat{\mathcal{W}})$. Figure 3a shows an example of an initial abstract PFG $\hat{G}_{init} = (\hat{E}, \hat{F}, \hat{\mathcal{A}}_{init}, \hat{\mathcal{W}}_{init})$, which is the abstract modeling of the visible concrete PFG example shown in Figure 2c. The permission space P of the initial abstract PFG example includes three permissions Perm 1, Perm 2 and Perm 3. Consider that Perm 2 is the only Type-II permission which allows its assigned entity to directly assign the target permission Perm 1 to Entity 4. Perm 2 is converted into the Type-I permission with the added pseudo permission flow from the pseudo entity Entity β_{perm2} to Entity 4. All entity-permission states are initialized to $?$, except for the state of the pseudo entity Entity β_{perm2} and the target permission Perm 1 (involved in the Type-II permission Perm 2) being initialized to $+$; all permission flow states are initialized to $*$.



(a) The initial abstract IAM configuration representing the visible concrete PFG in Figure 2c.



(b) The intermediate abstract IAM configuration updated with the information provided by the query oracle $O(\text{Entity } 6, \text{Perm } 3)$



(c) The terminal abstract IAM configuration updated with the information provided by the query oracle $O(\text{Entity } 4, \text{Perm } 1)$

Figure 3: The query-based privilege escalation detection.

3.3.2 Abstract Permission Flow Function. Given an abstract PFG $\hat{G} = (\hat{E}, \hat{F}, \hat{\mathcal{A}}, \hat{\mathcal{W}})$, the abstract permission flow function \hat{M} outputs a new PFG $\hat{G}' = (\hat{E}, \hat{F}, \hat{\mathcal{A}}', \hat{\mathcal{W}}')$ by performing one permission flow iteration. Formally, the function is defined as $\hat{G}' = \hat{M}(\hat{G})$, where

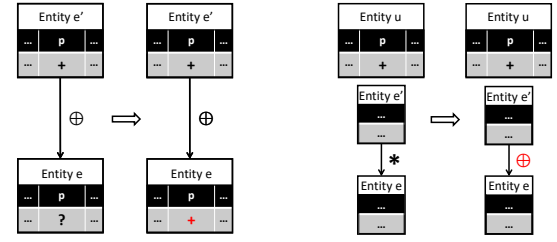
$$\hat{\mathcal{A}}'(e, p) = \begin{cases} +, & \text{C1: } \exists e' \in N_{\oplus}^{(e)}. \hat{\mathcal{A}}(e', p) = +, \\ \hat{\mathcal{A}}(e), & \text{otherwise.} \end{cases}$$

$$\hat{\mathcal{W}}'(f) = \begin{cases} \oplus, & \text{C2: } \exists p \in P_1. \llbracket p \rrbracket = f \wedge \hat{\mathcal{A}}(u, p) = +, \\ \hat{\mathcal{W}}(f), & \text{otherwise.} \end{cases}$$

Here, $N_{\oplus}^{(e)} = \{e' | (e', e) \in \hat{F} \wedge \hat{\mathcal{W}}(e', e) = \oplus\}$; $\llbracket p \rrbracket$ refers to the permission flow that can be enabled with the Type-I permission p .

The condition **C1** is used to update the abstract state of an entity-permission pair. If there exists an entity e' having the permission p (i.e., the abstract state is $+$) and an enabled permission flow (i.e., the permission flow state is \oplus) from the entity e' to an entity e , then e can have the permission p (i.e., the abstract state of the pair (e, p) is updated to $+$). Figure 4a illustrates how the abstract state of an entity-permission pair gets updated under the condition **C1**.

The condition **C2** is used to update the abstract state of a permission flow. If there exists a permission p assigned to the compromised entity u (i.e., the abstract state of the pair (u, p) is $+$) and the permission p is a Type-I permission which allows to enable a permission flow f , then the permission flow f can be enabled (i.e., the abstract



(a) State update under C1

(b) State update under C2.

Figure 4: An illustration of the abstract entity-permission state update and the abstract permission flow state update.

state of f is updated to \oplus). Figure 4b illustrates how the abstract state of a permission flow gets updated under the condition **C2**.

3.3.3 Abstract IAM Configuration Modeling. Similar with the concrete IAM configuration modeling, given an abstract PFG \hat{G} , we perform the fixed point iteration w.r.t. the abstract permission flow function \hat{M} on \hat{G} . The resulting \hat{G}' is our abstract model of the IAM configuration. Formally, $\hat{G}' = \hat{M}^*(\hat{G})$ where \hat{M}^* refers to the fixed point iteration of \hat{M} (i.e., $\hat{M}^*(G) = \hat{M}^n(G)$ such that $\hat{M}^n(G) = \hat{M}^{n-1}(G)$).

In particular, the initial abstract PFG $\hat{G}_{init} = (\hat{E}, \hat{F}, \hat{\mathcal{A}}_{init}, \hat{\mathcal{W}}_{init})$ (introduced in Section 3.3.1) is the initial abstract IAM configuration. In addition, $\hat{G}_{term} = (\hat{E}, \hat{F}, \hat{\mathcal{A}}_{term}, \hat{\mathcal{W}}_{term})$ denotes the *terminal* abstract IAM configuration, where $\hat{\mathcal{A}}_{term}(u, l) = +$. The rest configurations are referred to as *intermediate* abstract IAM configurations. Figure 3 shows three abstract IAM configurations abstracting the partially visible PFG shown in Figure 2c, including an initial abstract configuration (Figure 3a), an intermediate abstract configuration (Figure 3b) and a terminal abstract configuration (Figure 3c).

3.3.4 Query-based Privilege Escalation Detection. For query-based privilege escalation detection on the abstract IAM configuration, we first need a *query oracle* to provide TAC with the permission assignment information of the concrete IAM configuration. Given a query (i.e., an entity-permission pair), the query oracle outputs if the permission is initially assigned to the entity in the concrete configuration. Formally, let $Q = E \times P$ be the query space. A query oracle w.r.t. a concrete IAM configuration $G = (E, F, \mathcal{A}, \mathcal{W})$ is defined as a function $O : Q \mapsto \{\text{true}, \text{false}\}$ satisfying

$$O(e, p) = \begin{cases} \text{true}, & p \in \mathcal{A}(e), \\ \text{false}, & p \notin \mathcal{A}(e). \end{cases}$$

An IAM configuration has a privilege escalation iff based on the information queried from the oracle, its initial abstract configuration can be updated to a terminal abstract configuration. Formally, let $\hat{G}_0 = (\hat{E}_0, \hat{F}_0, \hat{\mathcal{A}}_0, \hat{\mathcal{W}}_0)$ be an initial abstract IAM configuration, u be the compromised entity, and l be the target permission. The initial abstract IAM configuration \hat{G}_0 has an abstract privilege escalation iff there exists a sequence of queries $(e_1, p_1), \dots, (e_n, p_n) \in Q$, and a terminal abstract IAM configuration $\hat{G}_n = (\hat{E}_n, \hat{F}_n, \hat{\mathcal{A}}_n, \hat{\mathcal{W}}_n)$ such that

$$\hat{G}_0 \xrightarrow{(e_1, p_1)} \hat{G}_1 \dots \xrightarrow{(e_n, p_n)} \hat{G}_n \wedge \hat{\mathcal{A}}_n(u, l) = +,$$

where $\hat{G}_{i-1} \xrightarrow{(e_i, p_i)} \hat{G}_i$ annotates that the abstract IAM configuration \hat{G}_{i-1} is updated to \hat{G}_i based on the oracle information of the query (e_i, p_i) :

$$\hat{G}_i = \begin{cases} \hat{M}^*(\hat{G}_{i-1}[\hat{\mathcal{A}}_{i-1}[e_i, p_i] \mapsto +]), & O(e_i, p_i) = \text{true}, \\ \hat{G}_{i-1}, & \text{otherwise.} \end{cases}$$

Note that our abstract IAM modeling and state updating rules guarantee the precision of IAM privilege escalation detection, meaning that the privilege escalation identified by TAC must be a true privilege escalation.

We illustrate our query-based privilege escalation detection with the abstract IAM configuration examples shown in Figure 3. Given the initial abstract IAM configuration in Figure 3a where the compromised entity is Entity 6, TAC may query the query oracle whether Entity 6 initially has the permission Perm 3 (i.e., the query (Entity 6, Perm 3)). The query oracle answers yes to the query (i.e., $O(\text{Entity } 6, \text{Perm } 3) = \text{true}$). Thus, the abstract state of the entity-permission pair (Entity 6, Perm 3) is updated to +. In addition, Perm 3 is the Type-I permission which allows its assigned entity (i.e., Entity 6) to enable the permission flow from Entity 4 to Entity 6. Thus, the abstract state of the permission flow from Entity 4 to Entity 6 is updated to \oplus . The resulting intermediate abstract IAM configuration is shown in Figure 3b. Next, TAC may send another query to see whether Entity 4 has the target permission Perm 1 (i.e., the query (Entity 4, Perm 1)). As a result, the query oracle answers yes to the query (i.e., $O(\text{Entity } 4, \text{Perm } 1) = \text{true}$). Thus, the abstract state of the entity-permission pair (Entity 4, Perm 1) is updated to +. Based on the condition C1 of the abstract permission flow function \hat{M} , the abstract state of the entity-permission pair (Entity 6, Perm 1) is updated to +. Since the initial IAM configuration can be updated to the terminal abstract IAM configuration shown in Figure 3c, the initial configuration has a privilege escalation.

4 GREYBOX PENETRATION TESTING

In the previous section, we introduced query-based privilege escalation detection. However, sending too many queries may reveal too much information of the IAM configurations, which can exceed the amount of information that cloud customers are willing to share; it may be taken as a Denial-of-Service attack, which can violate the penetration testing policy of the cloud platform [8].

To do effective and practical greybox penetration testing on IAM configurations, we allow cloud customers to set a *query budget* (i.e., the maximum number of queries) for their tasks. The goal is to do the privilege escalation detection within the query budget. As introduced in Section 3.3.4, the problem is a *sequential decision making* problem, where each query is selected based on the results of previous queries. To solve the problem, we apply RL with GNNs and model pretraining to learn to use as few queries as possible to identify the IAM privilege escalation.

4.1 Preliminaries - RL Basics

RL refers to a set of algorithms which aim to learn to make decisions from interactions [33]. An RL problem is usually formulated as a Markov Decision Process (MDP). In MDP, the learner or the decision maker is called the *RL agent*. The RL agent interacts with the

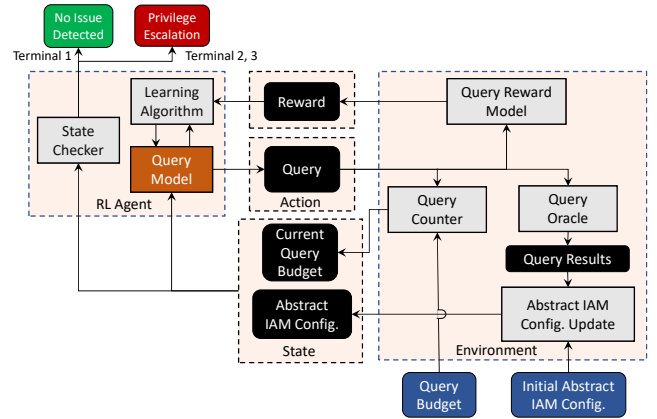


Figure 5: The general framework of TAC.

environment which maintains its internal *state*. In each interaction between the RL agent and the environment, the RL agent chooses an *action* to perform; the environment then updates its *state* based on the action, and returns a *reward* quantifying the effectiveness of the action. A discount factor ranging from 0 to 1 indicates the importance of future rewards relative to the current reward.

In this paper, we only consider a finite sequence of interactions between the RL agent and the environment, which are divided into several sub-sequences, namely *episodes*. Each episode starts from an *initial state* and ends with a *terminal state*. If an episode ends, the state of the environment will be automatically reset to the initial state for the next episode to start. The *return* refers to the cumulative rewards for one episode. The goal of the RL agent is to learn an *RL policy* for choosing an action per interaction which maximizes the expected return.

4.2 RL Formulation

Figure 5 shows the general framework of our IAM greybox penetration testing tool TAC. The input of TAC is 1) an initial abstract IAM configuration which is an abstract modeling of a partial IAM configuration visible to TAC; 2) a customer-defined query budget. The output is to report if a privilege escalation is detected within the given query budget. We design the TAC framework by formulating the IAM privilege escalation detection problem into an RL problem. Every component of the RL formulation are described below:

State: a state consists of an abstract IAM configuration and a current query budget. Particularly, an initial state consists of the initial abstract IAM configuration and the customer defined query budget; a terminal state includes either a zero current query budget (called Terminal 1 state) or a terminal abstract IAM configuration (called Terminal 2 state), or both (called Terminal 3 state).

Action: an action is a query selected by the query model of the RL agent for getting information to update the current configuration. **Reward:** the reward is the output by the query reward model, which is simply -1 for each query. In addition, we set the discount factor to 1, treating current rewards and future rewards equally important. In this design, maximizing the return is equivalent to minimizing the number of queries, which is our learning goal.

Environment: it consists of three parts: 1) a query reward model; 2) a query-based abstract IAM configuration update as introduced

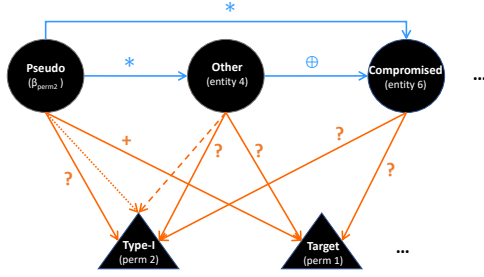


Figure 6: The graph representation of the configuration in Figure 3b for GNN (Entity 2 and Perm 3 are omitted).

in Section 3.3; 3) a query counter for updating the current query budget (each query decreases the current query budget by 1).

RL Agent: An RL agent uses a *query model* (i.e., a query RL policy) for selecting a query based on the current state received from the environment. In addition, the RL agent uses the classic Actor-Critic Method [33] as its learning algorithm to update the query model based on the rewards. The basic idea is to construct two separate neural networks: an actor network and a critic network. The actor network serves as the query model, while the critic network is used to estimate the expected return w.r.t. the current state and generate feedback for improving the actor network. The RL agent also has a state checker which reports the detection results based on the terminal states (privilege escalation is reported when the state is the Terminal 2 or Terminal 3 state; no issue is found when the state is the Terminal 1 state).

Episode: In each episode, the RL agent starts from the initial state and iteratively sends queries for updating the state until the terminal state is reached.

4.3 Query Model

Note that our RL problem requires the RL agent to detect the privilege escalation within only one episode. While classic deep RL applications usually train an RL policy from scratch (i.e., weights in the policy model are randomly initialized), which requires lots of episodes to maximize the return. To address this issue, the idea is to design a good query model and *pretrain* the model with multiple episodes on pretraining tasks, so that the model can be quickly adapted into a good policy model within only one episode for new tasks with similar kinds as the pretraining tasks.

As introduced, the query model selects queries based on current states including abstract IAM configurations which are structured as graphs. Therefore, we design our query model as a GNN. In the following, we first introduce the graph representations of IAM configurations for our GNN model. Next, we illustrate the design of the model. Last, we present how we pretrain the query model.

4.3.1 The Graph Representation. Figure 6 shows the graph representation of the abstract IAM configurations shown in Figure 3b. The nodes in the graph representation are generally classified into two types: entity node type and permission node type. Entity nodes are further classified into three sub-types: pseudo entity, compromised entity and other entities; permission nodes can be further classified into two sub-types: target permission type and Type-I permission type (there is no Type-II permission type, since all

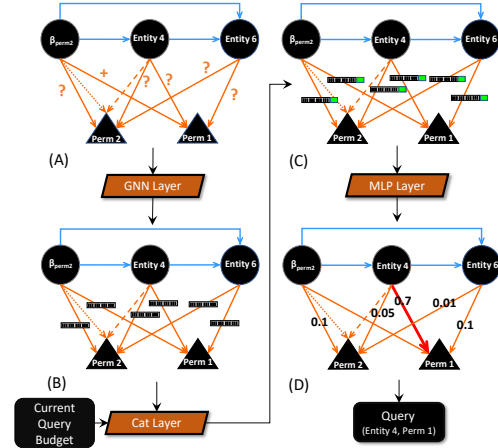


Figure 7: The design and workflow of the query model.

Type-II permissions are converted into Type-I permissions as introduced in Section 3.3.1). Directed edges in the graph are generally classified into two types, entity-entity type representing permission flows, and entity-permission type including three kinds: 1) edges representing the permission assignments from an entity to one of its assigned permissions; 2) edges from a source entity of the permission flow in a Type-I permission to the corresponding Type-I permission; 3) edges from a sink entity of the permission flow in a Type-I permission to the corresponding Type-I permission. The features of the nodes and edges include their corresponding types. In addition, the features of edges representing the permission flows and assignments also include their corresponding abstract values \mathcal{W} and \mathcal{A} , respectively.

4.3.2 GNN-based Model Design. Given the graph representation of the abstract IAM configuration and the current query budget as inputs, GNN-based query model first samples an entity-permission edge representing a permission assignment with ? abstract state in the input graph based on the inferred probability distribution, and then outputs the corresponding query of the sampled permission assignment edge. The idea is to let the query model predict which permission assignment with the “unknown” state is critical for the detection, given the current state of the partial configuration.

Figure 7 illustrates the design and workflow of our GNN-based query model. Given a graph representation of an abstract IAM configuration, shown as the graph (A), a GNN layer consisting of five stacked Graph Attention Network named GATv2 layers [14] is applied to generate the embedding of the permission assignment edges, shown as the graph (B). For each permission assignment edge, we concatenate its embedding with the normalized current query budget (i.e., the current query budget divided by the initial input query budget) to get a new edge embedding, shown as the graph (C). Next, a Multi-Layer Perceptron (MLP) layer is applied to predict the probability distribution over the permission assignment edges with ? abstract state, shown as the graph (D). Last, a permission assignment edge is sampled from the probability distribution, which is converted into a query with the same corresponding entity and permission, as the output of the query model. For example,

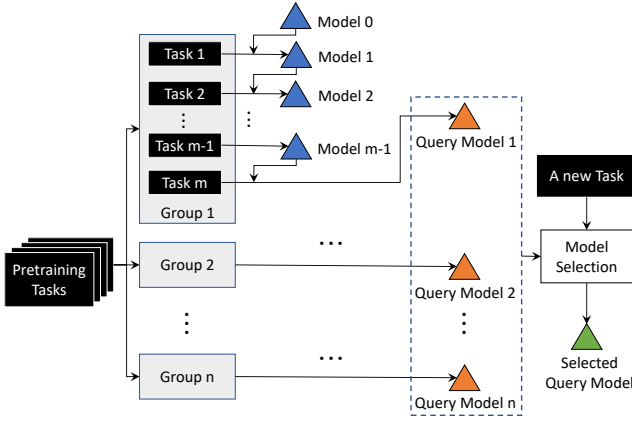


Figure 8: The query model pretraining and selection.

as shown in Figure 7, the edge from Entity 4 to Perm 1 is sampled due to its highest probability, thus the corresponding query (Entity 4, Perm 1) is selected as the output.

4.3.3 Model Pretraining and Selection. As mentioned in Section 3.2.1, whether there is a permission flow from one entity to another depends on the entity types. Intuitively, a good query model is able to distinguish privilege escalation tasks by the type of the compromised entity, as different compromised entity types may have TAC to make different queries for exploiting different permission flows during the privilege escalation detection. Furthermore, for IAM configurations with the same compromised entity type, the optimal query policies may be similar.

Based on the above intuitions, for each compromised entity type, we pretrain one query model on all pretraining tasks with the same type. Figure 8 presents the pretraining and selection of our query models. Given a pretraining task set, we first classify it into groups based on the compromised entity type. For each group, we pretrain a query model using RL with multiple episodes on each task in the group. For example, consider Group 1 containing m tasks. A query model Model 0 is randomly initialized with the deep learning platform (e.g., pytorch). Model 0 is trained on Task 1 and becomes a new query model Model 1, which is then trained on Task 2 and becomes a new query model Model 2. The iterations continues until Model $m-1$ is trained on Task m and becomes the pretrained query model for Group 1. Given a new task, a pretrained query model is selected based on the compromised entity type of the task and then used to initialize the query model for the new task.

4.4 Task Generator

Our pretraining approach requires the pretraining tasks to have enough tasks with diverse compromised entity types. To the best of our knowledge, there is only one publicly available IAM privilege escalation task set called IAM Vulnerable [2], containing 31 tasks with only two compromised entity types, which obviously does not meet the requirement. Regarding this, we propose our own task generator called IAMVulGen.

IAMVulGen randomly generates IAM privilege escalation tasks from a large entity and permission space with all kinds of entity and permission types manually identified based on AWS official documentation [5, 6, 9] and studies on IAM privilege escalations [18, 21, 23, 34]. Each task includes a concrete IAM configuration only accessible to the query oracle for generating query results, and the corresponding initial abstract IAM configuration as the input of TAC. Each task is generated in the following five steps.

Step 1: a PFG $G = (E, F, \mathcal{A}, \mathcal{W})$ is created with four components:

(1) *Entity Space E*: We manually identify 72 common entity types from AWS official service documentations [5, 6, 9], including user, user group, role, and 69 service types. n ($n \in [1, 5]$ by default) entity types is uniformly sampled from identified entity types. For each sampled type, m ($m \in [1, 20]$ by default) entities are generated.

(2) *Permission Flow Space F*: We generate permission flows based on 219 *permission flow templates* manually extracted from AWS service authorization reference documentation [6] and studies on IAM privilege escalations [18, 21, 23, 34]. The template identifies the type of each entity pair that has a permission flow. Given the generated entity space E , we add a permission flow between each entity pair that has the identified type in a template.

(3) *Permission Assignment A*: We first need to generate a permission space P including Type-I, Type-II, and target permissions. One Type-I permission is added for each generated permission flow to enable the flow. For Type-II permission, we manually identify three entity types (i.e., user, user group and role) which can be directly assigned with a Type-I/target permission; for each entity with one of these types and each Type-I/target permission, we generate a Type-II permission for assigning the Type-I/target permission to the entity. For target permission, based on AWS IAM security best practice documentation [9] and studies [18, 21, 23, 34], we manually identify permissions which attackers usually target to obtain (e.g., the permission to access a sensitive S3 bucket). With the generated permission space, we create the permission assignments \mathcal{A} . Each entity are assigned with γ_p ($\gamma_p = 20\%$ by default) of permissions uniformly sampled from the permission space.

(4) *Flow State Function W*: For each permission flow, we set its state to true with the probability of γ_w ($\gamma_w = 0.2$ by default) and to false with the probability of $1 - \gamma_w$.

Step 2: the fixed point iteration is performed on the generated PFG to get a concrete IAM configuration, as introduced in Section 3.2.1.

Step 3: an entity is uniformly sampled from the entity space (except user group) as the compromised entity, and a permission is uniformly sampled from the permission space as the target permission.

Step 4: check if there is a privilege escalation in the concrete IAM configuration, as introduced in Section 3.2.4. If so, the process continues to step 5; otherwise, the process starts over from step 1.

Step 5: γ_o ($\gamma_o = 20\%$ by default) of entities in the concrete IAM configuration is uniformly sampled as the visible entities, with which an initial abstract IAM configuration is created, as introduced in Section 3.3.1. The initial abstract IAM configuration and the concrete IAM configuration constitutes a new task.

5 EVALUATION

5.1 Experimental Setup

5.1.1 Pretraining and Testing Task Sets. To pretrain and evaluate TAC, we construct the pretraining and testing task sets based on our

Task Set	Source	# Task	# Compromised Entity Type	# Visible Entity			# Visible Perm Flow			# Permission		
				min	max	avg	min	max	avg	min	max	avg
Pretrain	IAMVulGen	500	68	2	27	14	2	235	66	6	260	78
Test-A	IAMVulGen	500	68	3	27	14	2	300	70	12	322	72
Test-B	IAM Vulnerable	31	2	1	3	2	0	6	2	3	12	7

Table 1: Statistics of three privilege escalation task sets.

Detector	False Negative Rate						
	QB = 200	QB = 400	QB = 600	QB = 800	QB = 1,000	QB = 1,200	QB = 1,400
Q-Pacu	0.898	0.898	0.898	0.898	0.898	0.898	0.898
Q-Cloud	0.902	0.902	0.902	0.902	0.902	0.902	0.902
Q-PMapper	0.932 ± 0.002	0.926 ± 0.002	0.924 ± 0.002	0.923 ± 0.001	0.922 ± 0.001	0.922 ± 0.001	0.922 ± 0.001
TAC-RD	0.676 ± 0.016	0.450 ± 0.013	0.315 ± 0.015	0.226 ± 0.008	0.168 ± 0.007	0.124 ± 0.007	0.095 ± 0.006
TAC-EA	0.666 ± 0.011	0.436 ± 0.012	0.314 ± 0.013	0.225 ± 0.012	0.165 ± 0.010	0.121 ± 0.006	0.094 ± 0.009
TAC-NoPT	0.673 ± 0.014	0.444 ± 0.015	0.313 ± 0.014	0.233 ± 0.015	0.172 ± 0.017	0.126 ± 0.012	0.096 ± 0.010
TAC	0.639 ± 0.007	0.423 ± 0.010	0.298 ± 0.017	0.220 ± 0.015	0.163 ± 0.009	0.118 ± 0.012	0.089 ± 0.009

Table 2: False negative rates of TAC and six baselines on the Test-A.

task generator IAMVulGen and the only publicly available IAM privilege escalation task set (that we are aware of) IAMVulnerable [2]. For the pretraining task set called Pretrain, we apply IAMVulGen with its default setting to randomly generate 500 IAM privilege escalation tasks. Besides, we create two testing task sets: 1) Test-A set consisting of 500 new tasks randomly generated by IAMVulGen under its default setting, and 2) Test-B set consisting of 31 privilege escalation tasks in IAM Vulnerable (by adding the corresponding initial abstract IAM configurations using our abstract modeling).

Table 1 shows the statistics of the generated task sets. The Pretrain task set includes diverse privilege escalation tasks with 68 compromised entity types, having 2–27 visible entities, 2–235 visible permission flows, and 6–260 permissions. The Test-A task set has similar statistics. In contrast, Task-B set includes much smaller and fewer diverse tasks with only 2 compromised entity types, 1–3 visible entities, 0–6 permission flows, and 3–12 permissions.

5.1.2 Local Query Oracle Simulation. As introduced in Section 3.3.4, our query-based IAM testing requires a query oracle to provide query results. One straightforward way is to configure the official IAM policy simulator [10] as the query oracle by setting up an experimental cloud organization on a real cloud platform (i.e., AWS) with the privilege escalation tasks deployed. However, for our experiments, this setting would incur substantial financial expenses. Because the IAM policy simulator requires that all entities and resources involved in a query must truly exist in the AWS organization. Creating all real entities for each concrete IAM configuration in our experiments is prohibitive. Regarding this, we build a *local* query oracle simulator based on the Gymnasium software package [17], which has been widely used to construct simulated RL environments. Given a concrete IAM configuration and a query about the permission assignment information as inputs, our local simulator responses to the query w.r.t. the concrete IAM configuration.

5.1.3 Baselines. Since there is no publicly available greybox or blackbox IAM privilege escalation detector, we adapt three state-of-the-art whitebox detectors into three greybox detectors as our

baselines. In addition, to evaluate how our RL approach contributes, we build three variants of TAC with different query models.

We notice that there are two whitebox detectors called Pacu [24] and Cloudsplaining [31] which only rely on the complete IAM configuration to check whether the compromised entity has any permissions in a sensitive permission list (manually identified by cloud security experts). Based on this observation, we adapt Pacu and Cloudsplaining into two greybox detectors Q-Pacu and Q-Cloud respectively, which send queries to our query oracle to check whether the compromised entity has sensitive permissions, instead of checking the complete IAM configurations. In addition, as introduced in Section 2, PMapper relies on the complete IAM configuration to have the permission assignment information (of users/roles) to do the graph modeling. Regarding this, we adapt PMapper into a greybox detector called Q-PMapper, which sends queries to obtain such information.

To understand how RL helps to improve the performance of the query model, we build two variants of TAC: one with a query model which randomly selects queries, namely TAC-RD, and the other one with a query model trained by the state-of-the-art evolutionary algorithm called CMA-ES [20], namely TAC-EA. To understand how pretraining helps to improve the query model performance, we build another variant of TAC having the query model initialized with default model parameters by pytorch without pretraining, namely TAC-NoPT.

5.1.4 Evaluation Metrics. We use two metrics to evaluate a greybox detector: False Negative Rate (FNR) and Average Query Rate (AQR). Formally, let T be the task set, $|T|$ refers to the size of the task set T , let $D \subseteq T$ be privilege escalation tasks that are successfully identified by the detector, and $|D|$ be the size of the task set D . The FNR is used to measure the soundness of a detector, which is defined as $FNR = \frac{|T|-|D|}{|T|}$. Note that we do not measure false positive rates, as all detectors in our experiments are *precise*. We use AQR to measure the query efficiency, defined as $AQR = \frac{1}{|D|} \sum_{d \in D} \frac{s_d}{q_d}$, where, for each task d , s_d refers to the number of queries sent and q_d refers to the size of the query space (defined in Section 3.3.4).

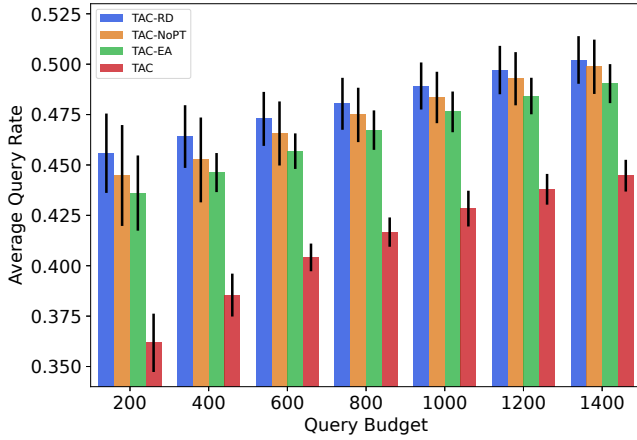


Figure 9: The average query rate of TAC and its three variants on Test-A with seven query budgets. The error bars denote the standard deviations of average query rates in 11 experiment repeats.

5.1.5 Query Budget Settings. In our evaluation, we evaluate the detectors with various query budgets. For Pretrain task set, each task is pretrained within a query budget of its query space size. The idea is to let the query model make enough explorations and learn how to make query decisions with diverse kinds of states. For Test-A task set, each task is tested within seven different query budgets: 200, 400, 600, 800, 1,000, 1,200 and 1,400. Note that the query budgets are set much smaller than the maximum size of the query space which is 6,615. The goal is to observe how the detectors perform under relatively small query budgets. For Test-B task set (the maximum size of the query space is 27), the query budgets are set to 10 and 20 respectively.

5.1.6 Hyper-Parameters Settings. In the pretraining, each task is used to pretrain a query model in 20 episodes. To obtain reliable estimates of the metrics, both the pretraining and testing are repeated 11 times. In addition, the Adam optimizer [22] with a learning rate of 10^{-4} is applied in both the pretraining and testing.

5.2 Research Questions

We try to answer three research questions in our experiments:

RQ1: How does TAC perform on Test-A in the false negative rate?

RQ2: How does TAC perform on Test-A in the average query rate?

RQ3: How does TAC perform on the publicly available Test-B?

5.3 Experimental Results

5.3.1 RQ1: False Negatives. Table 2 shows the false negative rates of TAC and six baselines on Test-A set. About 90%-93% privilege escalation tasks cannot be detected by Q-Pacu, Q-Cloud and Q-PMapper. Note that the false negative rates of Q-Pacu and Q-Cloud have zero standard deviation and stay unchanged with different query budgets, because they deterministically send much fewer queries than the query budgets based on their manually identified sensitive permission lists (Q-Pacu and Q-Cloud send 41 and 35 queries on average in detecting each task, respectively).

In contrast, TAC and its three variants detect 22%-83% more privilege escalation tasks than Q-Pacu, Q-Cloud and Q-PMapper, with

less than 2% standard deviations. In addition, TAC has the lowest false negative rates across all seven query budgets. As the query budget increases from 200 to 1,400, the false negative rate of TAC decreases significantly from 64% to 9%. *In general, results show that TAC is able to detect IAM privilege escalation tasks on Test-A set with lower false-negative rates than the baselines.*

5.3.2 RQ2: Query Efficiency. With the low false negative rates of TAC and its variants on Test-A set, we further compare TAC with its variants in terms of the average query rate, to see how our proposed RL with pretraining helps to improve the query efficiency. As shown in Figure 9, TAC always detects with the lowest average query rate across all seven query budgets. In addition, compared to TAC, TAC-EA consumes 5%-8% more queries; TAC-NoPT consumes 6%-9% more queries; TAC-RD consumes 7%-10% more queries. In addition, for TAC, the standard deviation of the average query rate is only 0.6%-1.3%, while for TAC-EA, the standard deviation is 0.8%-1.7%; for TAC-RD, is 1.1%-1.8%; for TAC-NoPT, is 1.2%-2.3%. Therefore, we can say that TAC has stable performance in query efficiency. More importantly, we can observe a large gap between TAC and the three variants, which shows the superiority of TAC in query efficiency. *In conclusion, comparing TAC with TAC-EA and TAC-RD, results show that our RL approach helps a lot in increasing the query efficiency; comparing TAC with TAC-NoPT, results show that pretraining is essential for improving the query efficiency.*

5.3.3 RQ3: Performance on Public Task Set. Results on Test-B show that, Q-Pacu detects 11 privilege escalation tasks (FNR is 0.645); Q-Cloud detects 15 (FNR is 0.516); Q-PMapper detects 6 (FNR is 0.806); TAC’s variants detect 17-22 under the query budget of 10 (FNR is 0.290-0.451), and detect 23-30 under the query budget of 20 (FNR is 0.032-0.258). In contrast, TAC detects 23 tasks under the query budget of 10 (FNR is 0.258), and detects all 31 tasks under the query budget of 20 (FNR is 0). For each detected task, Q-Pacu and Q-Cloud send 3 queries on average, and Q-PMapper sends 6; TAC and its variants send 5 under the query budget of 10, and 7-8 under the query budget of 20. *Overall, TAC achieves lowest false negative rate with good query efficiency on Test-B task set.*

6 CONCLUSION

In this paper, we proposed the first greybox penetration testing approach called TAC for third-party cloud security services to detect IAM privilege escalations due to misconfigurations. Unlike the whitebox approaches requiring cloud customers to provide their complete IAM configurations, TAC allows cloud customers to 1) specify which entities in their IAM configuration can be queried for the permission assignment information, and 2) limit the maximum amount of queries. TAC relies on our abstract IAM modeling to identify IAM privilege escalation on partial IAM configuration, and GNN-based RL approach with pretraining to learn to accomplish the detection within the query budget. To pretrain and evaluate TAC, we proposed an IAM privilege escalation task generator called IAMVulGen. Experimental results show that TAC is a promising approach which detects IAM privilege escalations with significantly low false negative rates and high query efficiency.

REFERENCES

- [1] Cloud Security Alliance. 2021. Roles and Responsibilities of Third Party Security Services. <https://cloudsecurityalliance.org/artifacts/roles-and-responsibilities-of-third-party-security-services/>.
- [2] Seth Art. 2021. IAM Vulnerable - An AWS IAM Privilege Escalation Playground. <https://bishopfox.com/blog/aws-iam-privilege-escalation-playground>.
- [3] Seth Art. 2021. IAM Vulnerable - Assessing the AWS Assessment Tools. <https://bishopfox.com/blog/assessing-the-aws-assessment-tools>.
- [4] AWS. 2023. AWS IAM API Reference: SetDefaultPolicyVersion. https://docs.aws.amazon.com/IAM/latest/APIReference/API_SetDefaultPolicyVersion.html.
- [5] AWS. 2023. AWS Identity and Access Management (IAM). <https://aws.amazon.com/iam/>.
- [6] AWS. 2023. AWS Service Authorization Reference: Actions, resources, and condition keys for AWS services. https://docs.aws.amazon.com/pdfs/service-authorization/latest/reference/service-authorization.pdf#reference_policies_actions-resources-contextkeys.
- [7] AWS. 2023. How AWS Verified Access works with IAM. https://docs.aws.amazon.com/verified-access/latest/ug/security_iam_service-with-iam.html.
- [8] AWS. 2023. Penetration Testing. <https://aws.amazon.com/security/penetration-testing/>.
- [9] AWS. 2023. Security best practices in IAM. <https://docs.aws.amazon.com/IAM/latest/UserGuide/best-practices.html>.
- [10] AWS. 2023. Testing IAM policies with the IAM policy simulator. https://docs.aws.amazon.com/IAM/latest/UserGuide/access_policies_testing-policies.html.
- [11] AWS. 2023. Using AWS IAM Access Analyzer. <https://docs.aws.amazon.com/IAM/latest/UserGuide/what-is-access-analyzer.html>.
- [12] John Backes, Pauline Bolignano, Byron Cook, Catherine Dodge, Andrew Gacek, Kasper Luckow, Neha Rungta, Oksana Tkachuk, and Carsten Varming. 2018. Semantic-based automated reasoning for AWS access policies using SMT. In *2018 Formal Methods in Computer Aided Design (FMCAD)*. IEEE, 1–9.
- [13] Malik Bouchet, Byron Cook, Bryant Cutler, Anna Druzkina, Andrew Gacek, Liana Hadarean, Ranjit Jhala, Brad Marshall, Dan Peebles, Neha Rungta, et al. 2020. Block public access: trust safety verification of access control policies. In *Proceedings of the 28th ACM Joint Meeting on European Software Engineering Conference and Symposium on the Foundations of Software Engineering*. 281–291.
- [14] Shaked Brody, Uri Alon, and Eran Yahav. 2021. How attentive are graph attention networks? *arXiv preprint arXiv:2105.14491* (2021).
- [15] Cybersecurity Insiders. 2021. Cloud Security Report. <https://www.isc2.org/Landing/cloud-security-report>.
- [16] DivvyCloud. 2020. 2020 Cloud Misconfigurations Report. <https://divvycloud.com/wp-content/uploads/2020/02/Cloud-Misconfiguration-Report-FINAL.pdf>.
- [17] The Farama Foundation. 2023. Gymnasium Documentation. <https://gymnasium.farama.org/>.
- [18] Spencer Gietzen. 2018. AWS IAM Privilege Escalation – Methods and Mitigation. <https://rhinosecuritylabs.com/aws/aws-privilege-escalation-methods-mitigation/>.
- [19] NCC Group. 2023. Principal Mapper. <https://github.com/nccgroup/PMapper>.
- [20] Nikolaus Hansen. 2006. The CMA evolution strategy: a comparing review. *Towards a new evolutionary computation* (2006), 75–102.
- [21] Eric Kedrosky. 2022. Achieving AWS Least Privilege: Understanding Privilege Escalation. <https://sonraisecurity.com/blog/common-methods-aws-privilege-escalation/>.
- [22] Diederik P Kingma and Jimmy Ba. 2014. Adam: A method for stochastic optimization. *arXiv preprint arXiv:1412.6980* (2014).
- [23] Gerben Kleijn. 2022. Well, That Escalated Quickly: Privilege Escalation in AWS. <https://bishopfox.com/blog/privilege-escalation-in-aws>.
- [24] Rhino Security Lab. 2022. Pacu: The Open Source AWS Exploitation Framework. <https://rhinosecuritylabs.com/aws/pacu-open-source-aws-exploitation-framework/>.
- [25] WithSecure Labs. 2022. A graph-based tool for visualizing effective access and resource relationships in AWS environments. <https://github.com/WithSecureLabs/awspix>.
- [26] Assaf Morag. 2021. Cloud Misconfigurations: The Hidden but Preventable Threat to Cloud Data. <https://www.infosecurity-magazine.com/opinions/cloud-misconfigurations-threat/>.
- [27] Capital One. 2022. Information on the Capital One Cyber Incident. <https://www.capitalone.com/digital/facts2019/>.
- [28] Cedric Pernetf. 2021. Research reveals that IAM is too often permissive and misconfigured. <https://www.techrepublic.com/article/research-iam-permissive-misconfigured/>.
- [29] Nathaniel Quist. 2021. Unit 42 Cloud Threat Report Update: Cloud Security Weakens as More Organizations Fail to Secure IAM. <https://unit42.paloaltonetworks.com/iam-misconfigurations/>.
- [30] Neha Rungta. 2022. A billion SMT queries a day. In *Computer Aided Verification: 34th International Conference, CAV 2022, Haifa, Israel, August 7–10, 2022, Proceedings, Part I*. Springer, 3–18.
- [31] Salesforce. 2022. Cloudsplaining. <https://cloudsplaining.readthedocs.io/en/latest/>.
- [32] Hemani Sehgal. 2021. Cloud Security Conundrum Debunked: Native Vs. Third-Party Tools. <https://www.horangi.com/blog/cloud-security-native-third-party-tools>.
- [33] Richard S Sutton and Andrew G Barto. 2020. *Reinforcement learning: An introduction*. MIT press.
- [34] Xscaler. 2021. Anatomy of a Cloud Breach: How 100 Million Credit Card Numbers Were Exposed. <https://www.zscaler.com/resources/white-papers/capital-one-data-breach.pdf>.